

# Leader Guide

FALL • CHILDREN'S CHURCH



[group.com/sunday-school](http://group.com/sunday-school)

## Group resources really work!

This Group resource incorporates our R.E.A.L. approach to ministry. It reinforces a growing friendship with Jesus, encourages long-term learning, and results in life transformation, because it's



### Relational

Learner-to-learner interaction enhances learning and builds Christian friendships.

### Experiential

What learners experience through discussion and action sticks with them up to 9 times longer than what they simply hear or read.

### Applicable

The aim of Christian education is to equip learners to be both hearers and doers of God's Word.

### Learner-based

Learners understand and retain more when the learning process takes into consideration how they learn best.

## We know you care about kids...

We do, too!

That's why we attempt to ensure that all crafts, toys, and gizmos meet or exceed national safety standards—and are produced by manufacturers that don't use child labor or abuse their labor force. You can order Group resources knowing that in addition to caring for *your* kids, you're also caring for children elsewhere.

## Let's keep kids safe!

We strive to provide products that are mechanically reliable and hold together during normal, intended usage. Items are also checked for flammability, and both paint and surface coatings are checked for heavy metals—including lead.

You can help your children stay safe by seeing that toys and gizmos are used as designed, for the purposes designed, and that any broken pieces are disposed of promptly and properly. We value your feedback. If you become aware of a problem affecting the safety of any of our products, please inform us immediately.



### KidsOwn Worship®: Children's Church, Leader Guide, Fall

Copyright © 2001 and 2013 Group Publishing, Inc.



Incredible things will happen®

All rights reserved. No part of this book may be reproduced in any manner whatsoever without prior written permission from the publisher, except where noted in the text and in the case of brief quotations embodied in critical articles and reviews. For information, visit [group.com/permissions](http://group.com/permissions).

Visit our website: [group.com](http://group.com)

### Credits

Contributing Authors: Laure Herlinger, Lori Haynes Niles, Ginny Reding, Amy Simpson, and April I. Thoms

Project Manager: David Jennings

Editors: Linda A. Anderson, Scott M. Kinner, Beth Robinson, and Dena Twinem

Chief Creative Officer: Joani Schultz

Senior Designer: Randy Kady

Illustrators: Corbin Hillam, Digital Vision Ltd.

All Scripture quotations, unless otherwise indicated, are taken from the Holy Bible, New International Version®, NIV®. Copyright © 1973, 1978, 1984 by Biblica, Inc.™ Used by permission of Zondervan. All rights reserved worldwide. [www.zondervan.com](http://www.zondervan.com)

ISBN 978-1-4707-3572-2

Printed in the United States of America.

# Contents

<b>Introduction</b> .....	4
<b>Staffing Your Children's Church</b> .....	5
<b>The Sessions</b>	
<b>Session 1:</b> <i>David Becomes King</i> • 2 Samuel 5:1-5; Psalm 37 .....	6
<b>Session 2:</b> <i>David Is Merciful to Mephibosheth</i> • 2 Samuel 9 .....	18
<b>Session 3:</b> <i>God Forgives David</i> • 2 Samuel 12:1-7; Psalm 51:1-12 .....	32
<b>Session 4:</b> <i>Absalom Rebels and Is Defeated</i> • 2 Samuel 15:1-12; 17:1-12; 18:1-18 .....	48
<b>Session 5:</b> <i>Solomon Asks for Wisdom</i> • 1 Kings 2:1-4; 3:3-28 .....	62
<b>Session 6:</b> <i>Solomon Writes Many Proverbs</i> • 1 Kings 4:29-34; Proverbs 1:1-7 .....	74
<b>Session 7:</b> <i>Solomon Turns Away From God</i> • 1 Kings 11:1-13 .....	86
<b>Session 8:</b> <i>The Kingdom Divides</i> • 1 Kings 11:28-12:24 .....	98
<b>Session 9:</b> <i>Elijah Helps a Widow</i> • 1 Kings 17:7-24 .....	114
<b>Session 10:</b> <i>Elijah Challenges the Prophets of Baal</i> • 1 Kings 18:16-40 .....	128
<b>Session 11:</b> <i>God Speaks to Elijah in a Whisper</i> • 1 Kings 19:9-18 .....	140
<b>Session 12:</b> <i>God Takes Elijah to Heaven</i> • 2 Kings 2:1-15 .....	152
<b>Session 13:</b> <i>Jehoshaphat Trusts God for Victory</i> • 2 Chronicles 20:1-30 .....	164
<b>Song Lyrics and Motions</b> .....	176

# Don't just teach about the Bible. Change lives!

KidsOwn Worship® is a resource God will use to change the lives of the children in your church.

KidsOwn Worship sessions encourage people to focus on the one most important thing in life: *a growing relationship with Jesus*. In Luke 10:41-42 (the Martha and Mary story), Jesus said, "Martha, Martha, you are worried and upset about many things, but only one thing is needed." Every session in KidsOwn Worship helps students focus on this one thing, a growing relationship with Jesus.

Whether they're studying Bible stories from the Old Testament or the New Testament, learners will be challenged to grow closer to Jesus every week.

KidsOwn Worship is one piece of the FaithWeaver® family of resources. You'll be thrilled at the way KidsOwn Worship encourages learners to weave faith into life. By providing meaningful activities, great discussions, and personal challenges, KidsOwn Worship takes learners past head knowledge of the Bible and into heart- and life-change.

## With KidsOwn Worship, students of all ages will

- experience God's story in fresh, fun, meaningful ways;
- understand God's Word by doing surprising, fun stuff;
- discover the adventure of applying God's truth to everyday life;
- build a forever friendship with Jesus—the best friend they could ever have!

Welcome to KidsOwn Worship: Church for your kids.

Children's church is where your preschoolers and elementary children build their worship foundation. It's where they focus on God in a personal way—and experience children's worship through uplifting songs and fun, memorable Bible learning.

We know you don't want to just teach about the Bible in your children's church; you want to change lives through worship that touches minds and hearts in amazing ways! Thanks to KidsOwn Worship, your preschool and elementary children will experience worship through memorable songs and impactful Bible learning. It's flexible, easy-to-plan and—most importantly—effective in helping your kids grow a personal relationship with Jesus.

While KidsOwn Worship can be used in conjunction with any Sunday School curriculum, it's one piece of the FaithWeaver family of resources. You can use KidsOwn Worship in conjunction with FaithWeaver Now Sunday School as well as the FaithWeaver Friends mid-week program. Used together, your families will learn about the same important Bible passages together—allowing them to grow in faith as a family.

We're so glad you've decided to touch the heart of God and change the hearts of your kids with KidsOwn Worship. We know you'll help kids grow closer to God!

*Thom Schultz*  
*Joani Schultz*

**Thom and Joani Schultz**  
Chairman and Chief Creative Officer  
Group Publishing, Inc.

**Weave faith  
into life!**



## The FaithWeaver family of resources:

- Infants, Toddlers & 2s
- Preschool (Ages 3 & 4)
- Pre-K & K (Ages 5 & 6)
- Grades 1 & 2
- Grades 3 & 4
- Grades 5 & 6
- Middle School/Junior High
- Senior High
- Parent
- Adult
- KidsOwn Worship®: Children's Church
- FaithWeaver Friends® Midweek
- FaithWeaver FamilyConnect®

# Staffing Your Children's Church

To help make your children's church experience strong, it is important that you have at least one adult helper no matter how many children attend your children's church. In addition, we recommend that you recruit at least one helper for every 15 children.

## Song Leader

You may want to recruit a song leader who can lead your children in a powerful worship experience. Give the CD to the song leader, and let him or her know which songs will be sung each week and what discussion he or she is responsible for.

## Preschool Leader

You may decide to keep all the children together during the entire worship time or to separate the preschoolers and elementary students during Let's Learn the Point! If you decide to separate preschoolers for this section, recruit a preschool leader, and make sure there's a room where the preschoolers can meet.

## Staffing for Your Children's Church Size

If your children's church is made up of 30 or fewer children, you'll be able to run an effective children's church program with two leaders—one to present material or lead worship songs, the other to gather supplies and help children with their individual needs.

If you have more than 30 children in your children's group, we suggest that you use a small-group format, which we call Praise Crews, for discussions. Using Praise Crews will change both the number of volunteers and the kind of volunteers you'll need (see margin box). Each Praise Crew will need a responsible teenager or an adult helper to build relationships and help with individual needs.

## Involving Older Children

If you have older elementary children or preteens who want to be involved in children's church, consider forming a children's worship team. It's a great way to help children learn to serve, and you'll find that many children are eager to participate on a worship team. Hold regular rehearsals to help the worship-team children learn the song lyrics and motions. Be sure to rotate children into the worship team often so that many children get a chance to learn how to serve.

### **Important Legal Information**

When you purchase a KidsOwn Worship CD or kit, you also buy the right to use the songs and lyrics as often as you like. The rights you have purchased also grant you permission to use *either* the PowerPoint presentation on the CD or lyrics transparencies you make from the file on the CD, but not both.

### **What Do Praise Crew Leaders Do?**

- Arrive early and be ready to welcome the kids in your Praise Crews.
- Worship enthusiastically! If you put your heart into worshipping God, kids will, too!
- Listen carefully to directions, and help each child participate in the worship activities and the discussion that follows.
- Gently redirect kids who get off track or start misbehaving. It's your job to help kids have an awesome experience at KidsOwn Worship.

# David Becomes King

2 Samuel 5:1-5; Psalm 37



### Worship Theme:




God is reliable.

### Weaving Faith Into Life:





Children will worship God by relying on him.

Session Sequence	What Children Will Do	Supplies
<b>1</b> Let's Praise God! <i>(up to 25 minutes)</i>	<b>Sing</b> <ul style="list-style-type: none"> <li>• "Trust in the Lord" (Proverbs 3:5-6) (track 11)</li> <li>• "I Sing the Mighty Power of God" (track 19)</li> <li>• "'Tis So Sweet to Trust in Jesus" (track 1)</li> <li>• "Praise to the Lord, the Almighty" (track 16)</li> <li>• "Your Word Is a Lamp" (Psalm 119:105) (track 10)</li> </ul>	<b>KidsOwn Worship Kit:</b> <i>Songs From FaithWeaver</i>   <b>Classroom Supplies:</b> Bible, CD player, pens, paper, water, rain gear, spray bottles, squirt guns, kiddie pool

## Preschool

Session Sequence	What Children Will Do	Supplies
<b>2</b> Let's Learn the Point! <i>(up to 25 minutes)</i>	<b>Count on God</b> Learn what it means to count on someone.	<b>Classroom Supplies:</b> Paper, pencil
	<b>* Always Reliable</b> Experience the story of David becoming king.	<b>Classroom Supplies:</b> Bible, paper napkins, yarn, chenille wires, construction paper, scissors, tape, markers
	<b>I Can Count on God!</b> Act out how God helps them.	

Session Sequence	What Children Will Do	Supplies
<b>2</b> Let's Learn the Point! <i>(up to 25 minutes)</i>	<b>* "Really Reliable"</b> See how reliable a penny is, and watch a video about what it means to be unreliable.	<b>KidsOwn Worship Kit:</b> <i>Lesson Videos</i> DVD: "Really Reliable"   <b>Classroom Supplies:</b> Pennies, paper, pencils, TV, DVD player
	<b>King David Trusts God</b> Look closely at Psalm 37.	<b>Classroom Supplies:</b> Bibles, paper, pencils, art supplies, "Psalm 37 Questions" (see activity)
	<b>* One, Two, Three</b> Compare the reliability of pennies to that of God.	<b>Classroom Supplies:</b> 3 pennies per child

Session Sequence	What Children Will Do	Supplies
<b>3</b> Let's Pray! <i>(up to 10 minutes)</i>	<b>The Offering</b> Offer their gifts to God.	<b>KidsOwn Worship Kit:</b> <i>Songs From FaithWeaver:</i> "Trust in the Lord" (Proverbs 3:5-6) (track 11)   <b>Classroom Supplies:</b> Offering bowls, CD player
	<b>Prayer Buddies</b> Pray with a buddy.	
	<b>Reliable Light</b> Thank God for being reliable.	<b>Classroom Supplies:</b> Candles, 1 birthday candle per child, matches

\* Starred activities can be used successfully with preschool and elementary children together.

Customize your session to fit your needs. You can separate preschoolers and elementary children for Let's Learn the Point! Or, if you keep the children all together for the entire worship session, we suggest you choose from the starred activities.

# David Becomes King

2 Samuel 5:1-5; Psalm 37

We begin this quarter of Old Testament studies with the anointing of David as king of Israel. Many years earlier, Israel's first king, Saul, had turned from the Lord, and God had selected David to succeed Saul. For years after that, Saul sought to have David killed. However, David had refused to act against Saul or to become king until he was certain of God's timing. He had lived a difficult life, almost as an outlaw. Now Saul was dead; after being wounded in battle, he had taken his own life. In fact, Saul and three of his sons, including David's friend Jonathan, had died in the same battle (1 Samuel 31:1-6). So the door was wide open for David to become king of Israel.

David didn't rejoice when he learned of the deaths. Instead he and all his men mourned and wept the entire day (2 Samuel 1:1-12). David even wrote a song in honor of Saul and Jonathan, which can be found in 2 Samuel 1:19-27. He was truly saddened that their lives had ended as they did.

David was made king of Judah, but Israel followed Abner, the commander of Saul's army, who made Ish-Bosheth, a son of Saul, king over Israel (2 Samuel 2:1-9). After years of much fighting, intrigue, and bloodshed, Ish-Bosheth was murdered, and the leaders of Israel came to David to make him king over them.

The brief division of the kingdom that had occurred during the war between Ish-Bosheth and David was a foretaste of what was to come. In less than 75 years, after the reigns of David and Solomon, Israel and Judah formed two kingdoms again. However, David's dynasty reigned in Judah for over 400 years.

David was 37 when he became king over all Israel. He had first been anointed to succeed Saul many years earlier, while still in his teens. After his long, patient wait, David was able to lead Israel to great prosperity, fend off the Philistines, and expand the boundaries of Israel during his reign. David wasn't perfect, but as he relied on God, God rewarded him and Israel with prosperity.

David wrote Psalm 37, which describes his trust in God, even when he was surrounded by enemies. In this psalm, David says to "delight yourself in the Lord and he will give you the desires of your heart" (Psalm 37: 4). This could have been the theme of David's life.

## **Devotion for Leaders**

Through Jesus, God showed us how to rely on him with every step of our lives. Because of Jesus' courage, we can believe that trusting God will always be worth it!

**Weaving Faith Into Your Life:** What past experience has God used to teach you how to rely on him? God has a wonderful way of not letting teaching moments in our lives go to waste. What is God using to teach you right now? Ask God for wisdom to see and strength to move forward with faith. He'll always have everything you need.



## Why We Worship for Leaders

Today we worship God because he is reliable. In Psalm 37, David paints a picture of trust in God. Psalm 37 tells us that, in the end, God will make all things turn out justly. We can commit ourselves to God, we can be still and at peace in the face of trying circumstances, and we can wait for God with unwavering confidence because God keeps his promises. This week, help the children in your children's church worship God because he is reliable—to help us, protect us, guide us, teach us, and love us.

## Easy Prep for Leaders

### Let's Praise God!

- Collect several pens that don't work and several pens that do work. Make a simple registration form for children to use to sign in.
- Recruit an adult volunteer who's willing to be squirted with water while wearing reliable rainwear. Fill squirt guns and spray bottles with water.

**"Really Reliable"**—Set up a TV and DVD player, and cue the *Lesson Videos* DVD to "Really Reliable." Watch the track at least once before the worship session so you'll be familiar with it.

**King David Trusts God**—Make one photocopy of the "Psalm 37 Questions" (see activity) for every two children.

**Preschool Activities**—Refer to the preschool pages for preparations.



For additional worship songs each week, check out the *Sing & Praise* DVD included with your KidsOwn Worship kit!

## 1 Let's Praise God!

Play *Songs From FaithWeaver* as children arrive. Greet children by name, and say to each one, "God is reliable."

Give each child a pen. Some of the pens will work, and some will not. Ask kids to sign the registration sheet as they come in.

Once all the children have arrived, begin worship.

**Say** Hello, everyone! I trust that you all signed in this morning. Raise your hand if your pen didn't work. (Pause.) It seems that some of the pens were not very reliable. You know, that kind of reminds me of people. Sometimes people aren't very reliable, because they don't always do what they say they'll do. We can't always count on someone who can't keep a promise or who is irresponsible. But there is someone we can always count on.

**Ask** • How do we know that God is always 100 percent reliable? (The Bible says so; he keeps his promises.)

**Say** We can trust in God and in his Son, Jesus. In fact, the Bible tells us to trust in God with all our hearts. Let's sing about that now.

Sing "Trust in the Lord" (Proverbs 3:5-6).



### Worship Leader Tip

Find the lyrics of these songs in a PowerPoint presentation included on your *Songs From FaithWeaver* CD-ROM.



Track 11

## Song Lyrics and Motions

To make the worship session go more smoothly, tear out the lyrics sheets at the end of this book, and keep them in a separate folder. Each week, pull out only the sheets you need for the day's worship session.

## Worship Leader Tip

If you are playing on a floor that could become slick with water (cement, tile, or wood), you may want to try this activity outside.

## Skits and Puppets

In the KidsOwn Worship Kit, you'll find a collection of skits titled "KidsOwn Worship Skits." The skits are designed to be used with Theophilus the FaithRetriever puppet during the preschool activities. You can purchase a Theo puppet by visiting [group.com](http://group.com).

Lyrics are in the back of this book.

- Ask**
- **What do you think it means to trust God with all your heart?** (Believing what the Bible says; believing God knows best.)
  - **When do you trust God?** (When I pray; when I see good things God does.)
  - **When is it hard to trust God?** (When I don't get what I prayed for; when bad things happen.)

**Say** Today we're going to talk a lot about how reliable God is. When we say that God is reliable, we mean that God is strong, that God is trustworthy, that God will always help us, and that God is always good. God is always wise and always loving, and he will always take care of us. God doesn't change. God is the greatest—always.

Sing "I Sing the Mighty Power of God."



Track 19

Lyrics are in the back of this book.

Introduce your rainwear-clad volunteer, and ask your volunteer to stand in the kiddie pool.

**Say** This rain gear is very reliable. It's guaranteed to keep you dry. Let's test its reliability by spraying this person with water. Allow the children to spray the volunteer with squirt guns and spray bottles. Then ask the volunteer to remove the rain gear so everyone can see how dry he or she remained underneath it.

**Say** Our volunteer didn't get too wet. That proves that this rain gear was pretty reliable, but God is even more reliable. God can protect us from anything. He even sent his Son, Jesus, to die on the cross to protect us from having to pay for our sins.

Sing "'Tis So Sweet to Trust in Jesus."



Track 1

Lyrics are in the back of this book.

**Say** Let's praise God for being reliable. He is our dependable rock and our sure salvation.

Sing "Praise to the Lord, the Almighty."



Track 16

Lyrics are in the back of this book.

Show the PowerPoint slide for "Your Word Is a Lamp" (Psalm 119:105), or show kids Psalm 119:105 in your Bible. Point to the line "Your word is a lamp to guide my feet," and read it aloud.

**Ask** • **How is God's Word like a lamp?** (It shows us the way; it helps us see.)

**Say** We can trust God to guide us—to show us the right way—because God is reliable. Now let's sing this song as a quiet prayer to God.

Sing "Your Word Is a Lamp" (Psalm 119:105).



Track 10

Lyrics are in the back of this book.

## Preschool Activities, pages 13-14

At this time, have the preschool leader invite the preschoolers to go to their own room for this section of activities. Tear out the Preschool Activities page, and give it to the preschool leader. Have the preschool leader bring the preschoolers back to participate in Let's Pray! with the older children. If you prefer to keep all the children together, do the starred (\*) activities. They will work well with both elementary and preschool children.

## Elementary Activities

### \* "Really Reliable"

Have kids find partners. Give each pair one penny, a piece of paper, and a pencil.

Have one child in each pair flip the penny, and have the other child record whether the penny came up heads or tails. Have the children flip the pennies 20 times. Then have the children switch roles and flip the pennies another 20 times.



- Ask**
- **Do you think it's possible for the penny to come up heads five times in a row? How about 30 or 40 or 100 times in a row? Why or why not?** (Our penny came up heads three times in a row; whether it's heads or tails is just chance.)
  - **Is the penny reliable? Could you count on the penny to always come up the way you called it?** (No; sometimes.)

**Say** We know for certain that if you toss a penny, it will come up either heads or tails. But we can't predict which way it'll come up on any given toss. We can't count on the penny to come up heads or tails. That means that the penny is unreliable. Now let's see what we mean when we say a person is unreliable.

Show the *Lesson Videos* DVD segment titled "Really Reliable."

The video shows a woman who sells "reliable" items that break or don't do what they're supposed to. After the video,

**Say** Well, that was a funny story, wasn't it? It certainly wasn't real. You wouldn't really invite a stranger into your house. Let's talk about what else we can learn from this little story.

- Ask**
- **What does *reliable* mean?** (That something will do what it's supposed to; if it's reliable, it won't break.)
  - **Were Rita's products reliable? Why or why not?** (No, they broke.)
  - **If you had a problem, would God ever give you a solution that didn't work? Why not?** (No, because God cares about me; no, because God knows what I need.)
  - **What do we mean when we say that God is reliable?** (God will keep his promises; God will always be the same.)

**Say** The Bible tells us that God is completely reliable. God will always give us good solutions, good gifts, and good help. He'll always be there to comfort us and to give us guidance. We can trust God. Let's find out how King David knew God was reliable.

Collect the pennies, and put them aside. You'll need them later in the session.

## *King David Trusts God*

**Say** The Bible tells us that David trusted God throughout his life. When David was a shepherd, he trusted God to help him take care of his flock of sheep. Then David was anointed king, and he trusted God's plans for his future. When David was a warrior, he trusted God to help him fight bravely and defeat foes, including Goliath. Then God's plans came true, and David became the king of Israel. David trusted God when he was king of Israel because he knew that God is reliable.

**David wrote many psalms that tell us what he thought about God. Today we're going to look at Psalm 37. For this activity, you'll need to find a partner.**

Help kids find partners. Distribute Bibles, paper, and pencils. If you don't have enough easy-to-understand versions of the Bible, such as the New Living Translation, type the psalm and photocopy it for the children. (Be sure to follow the Bible publisher's guidelines for reprinting its material.)

Have the partners look up Psalm 37 and take turns reading it aloud. Give each pair a copy of "Psalm 37 Questions."

Give kids 15 minutes to do their projects. Circulate among the pairs, and help as needed. Then have each pair tell about or show its project to one other pair.

**Say** David knew that God is reliable, so he trusted in God. We serve and worship the same reliable God. Let's learn more about him.

### *\* One, Two, Three*

Have kids find new partners. Give each child a penny.

**Say** Earlier in our worship session, we used pennies to show what it means to be unreliable. We flipped the pennies and found that we didn't know whether the pennies would come up heads or tails. We can also use pennies to show us about being reliable. Look at your pennies now.

Help the children find "ONE CENT" on the penny.

**Ask** • Is a penny ever worth zero cents or half a cent or anything less than one cent? Explain. (No, because it says "one cent.")

**Say** Our government makes the penny and says it is worth exactly one cent. That's why "ONE CENT" is printed on it. We can count on the penny to be worth one cent. Give the children two more pennies.

*(continued on page 15)*

# David Becomes King

2 Samuel 5:1-5; Psalm 37

## Worship Theme:



God is reliable.

## Easy Prep for Leaders

**Always Reliable**—Set out large paper napkins, yarn, chenille wires, construction paper, scissors, tape, and markers. Cut construction paper into 2-inch, equilateral triangles for arrow points, one per child.

## Using Theo

Consider using Theophilus the FaithRetriever puppet today in these ways:

- Have Theo lead the preschoolers from the main worship area to the preschool room.
- Have Theo offer a prayer request in “Count on God.”
- See the KidsOwn Worship Kit for a puppet skit written for today’s worship session.



## Count on God

Have the children sit on the floor.

**Ask** • What do I mean when I say, “You can count on me!”?

**Say** Let’s find out. Raise your hand if you have a prayer request. A prayer request is something you want us to pray about. Call on the children to give their prayer requests, and jot them down so you’ll remember each one.

**You can always count on me to pray for you. I’m going to pray for each prayer request right now.** Pray for each request. Make sure not to leave out anyone’s request.

**I said you could count on me to pray for you, and I did pray for you.**

**Stand up if you can think of someone you can count on to help you. When I point to you, tell us who it is.**

**Ask** • Can we always count on God to help us?

**Say** The Bible tells us that David had to do some

**very hard things in his life. When he was a little shepherd boy, he had to save his sheep from lions and bears. Then he had to save his people from the giant Goliath. David counted on God to help him do hard things.**

**Ask** • Who can we count on if we have to do something really hard?

**Say** We can count on God, just as David did.

**Raise your right hand if you think you could count on God to help you stand in front of the church and sing a song. (Pause.) Keep your hand up. Raise your other hand if you think God could help you if you were sinking in quicksand! Now you have both hands lifted up to God. You can always count on God to help you. I’ll help you remember that.**

Take a child’s lifted hands, and lift the child up a little as you say, “You can count on God to help you.” Repeat the process with each child.

**Say** We know that we can count on God to help us. Let’s learn more about how David counted on God.

## \* Always Reliable

Make a shepherd’s headdress for each child by putting a paper napkin on the child’s head and tying a length of yarn around the napkin to secure it.

**Say** When David was young, he was a shepherd. Let’s act out some things shepherds do.

Help the children act out calling the sheep, leading the sheep to water, and counting the sheep.

**Say** The Bible says that David protected his sheep and took care of them.

**Ask** • Who do you think helped David take care of his sheep?

## \* Always Reliable (continued)

**Say** David relied on God to help him take care of his sheep.

Help the children bend chenille wires to look like smiles, and then help them tie lengths of yarn to the chenille wires to make "bows." Help the children each tape a construction paper triangle to the end of another chenille stem to make an "arrow."

**Say** The Bible tells us that David grew up to be a warrior. He fought in the army. He was a brave soldier. He fought the giant Goliath with only a sling and stones. Other times he fought with a bow and arrow. Let's pretend we're David, the brave warrior.

Have the children pretend to shoot their arrows. Make sure they don't pretend to shoot the arrows at anyone.

**Ask** • Who do you think helped David fight the enemy?

**Say** David relied on God to help him be a brave warrior.

Help the children make crowns by cutting sheets of construction paper in two and taping the pieces together to form a circle. Have the children use markers to decorate their crowns. Have them take off their headdresses and put on their crowns.

**Say** The Bible tells us that David became the king of Israel. David had to lead the people with wisdom. He had to make good laws for the people. David needed to make good decisions

about what was best for his country. Let's pretend that we're King David marching in a grand parade.

Have the children march around the room and wave to "the people." Then have them pretend to write to show David making laws. Have them rub their chins thoughtfully to show King David considering how to rule the people.

**Ask** • Who do you think helped David be a good king?

**Say** David relied on God to help him be a good king. In fact there's a poem in the Bible that King David himself wrote that helps us learn how important it is to rely on God.

Open your Bible to Psalm 37, and show the children.

**Say** This is the poem David wrote. It's called a psalm. Listen to what David wrote. Then we'll all say David's words together. Read the following paraphrase of Psalm 37, pausing where indicated to help the children repeat the words.

**Trust God and do good.** (Pause.)

**Depend on God. Trust God, and he will take care of you.** (Pause.)

**Wait for God's help, and follow him.** (Pause.)

**God helps people because they trust him.** (Pause.)

---

## I Can Count on God!

**Say** Think of one time you were afraid to do something you had to do. When you think of something, raise your hand. (Pause.)

When I point to you, act out what you had to do that scared you. We'll try to guess what it was. Allow the children to act and guess.

**Ask** • How did you get through it even though you were scared?

• Did someone help you get through it?

**Say** We can count on God to help us even when we're scared. Sometimes God helps us by

giving us courage. Sometimes God helps us by sending a person to help. Sometimes God helps us know how to do something. Think of how God helped you do something when you were scared. When you think of something, raise your hand. (Pause.)

When I point to you, act out how God helped you when you were scared. We'll guess what you are acting out. (Pause.)

We acted out ways that God has helped us do what we need to do. God is reliable. That means we can count on him. Let's say this together: I can count on God!

(continued from page 12)

**We can always count on each penny to be worth one cent. The penny never changes. God never changes either. We can always count on him.**

**Now take another look at your pennies. Look at what's written at the top above President Lincoln's head: It says, "In God we trust." Keep your pennies to help you remember that God is completely reliable. We can trust in God.**

**Pray** Thank you, God, for being completely reliable. Help us remember to always count on you to help us just as you helped David. In Jesus' name, amen.

### Psalm 37 Questions

- According to this psalm, what are some of the problems David faced?
- How many times is the word *trust* used in this psalm?
- Look at each verse that uses the word *trust*. What does David trust God for? Why does he trust God?
- Do you think trusting God made David's job as king easier or harder? Why?
- Do you think it was easy or hard for David to trust God? Explain your answer.
- Is it easy or hard for you to trust God? Explain.
- What problems do you face?
- How would your life be different if you completely trusted in God's reliability?
- Pick one of the following three projects, and complete it in the time you have left. Be sure to use what you learned from David's psalm to help you with this project.
  - Compose a song about God's reliability. Use a familiar tune such as "Row, Row, Row Your Boat" or the theme song from *Scooby Doo* or *Arthur*.
  - Come up with a billboard to convince people to trust that God is reliable. (See your teacher for art supplies.)
  - Think of a movie plot that would help people understand that God is reliable.

Permission to photocopy this box from KidsOwn Worship® Leader Guide, Fall, **OK to copy** granted for local church use. Copyright © Group Publishing, Inc. group.com



# 3

## Let's Pray!

### The Offering

**Say** We know we can rely on God because his Word tells us we can. As you place your offering in the bowl, let's sing "Trust in the Lord."

Sing "Trust in the Lord" (Proverbs 3:5-6).

Lyrics are in the back of this book.

After you've collected the bowls, say this rhyme with the children:

**You meant what you said,  
And you said what you meant.  
You are reliable,  
One hundred percent.**



Track 11

### Prayer Buddies

**Say** Find a prayer buddy, and share with your buddy what you'll be doing this week. Then pray with your prayer buddy. Ask God to help your prayer buddy rely on God this week.

### Reliable Light

**Say** David relied on God to light his way and show him how to lead the people. Light a candle, and turn off the room lights.

**Even when we're in the dark, we can rely on God's light to show us the way. Other people need God's light, too.** Allow older children to light several candles from the first candle.

**When we lead others to God, many more people will see that they, too, can rely on God. Then they will help others rely on God. God is reliable for everyone.** Give packages of birthday candles to several children so the packages can be passed among all the children.

**Take a candle from the package, and pass the package to the next person. As you do, thank God for being a God you can rely on to show you the way. You may take your candles home to remind you that God is reliable and will show you the way. God is reliable to help you lead others to him.**

**Pray** Thank you, God, for being reliable—for leading us and taking care of us. Help us rely on you to help us lead others to you. In Jesus' name, amen.





## ***Encouragement for Leaders***

*"Because of the service by which you have proved yourselves, men will praise God for the obedience that accompanies your confession of the gospel of Christ, and for your generosity in sharing with them and with everyone else"  
(2 Corinthians 9:13).*

Though you may not often hear words of thanks from the children in your class, these children will grow up knowing the love of God as a result of your obedience.

# David Is Merciful to Mephibosheth

2 Samuel 9



### Worship Theme:




God is kind.

### Weaving Faith Into Life:



Children will praise God for his kindness.

Session Sequence	What Children Will Do	Supplies
<p><b>1</b> Let's Praise God! (up to 25 minutes)</p>	<p><b>Sing</b></p> <ul style="list-style-type: none"> <li>• "Sing Unto the Lord" (track 9)</li> <li>• "My God Is" (track 4)</li> <li>• "Let Your Light Shine" (Matthew 5:16) (track 6)</li> <li>• "Give of Your Best to the Master" (track 3)</li> <li>• "Brotherly Love" (Romans 12:10) (track 24)</li> </ul>	<p><b>KidsOwn Worship Kit:</b> <i>Songs From FaithWeaver</i></p>  <p><b>Classroom Supplies:</b> CD player, butcher paper, tape, poster board, markers, small cups, juice</p>

## Preschool

Session Sequence	What Children Will Do	Supplies
<p><b>2</b> Let's Learn the Point! (up to 25 minutes)</p>	<p><b>* Grab Bag Kindness</b> Pick an object from a grab bag, and talk about kindness.</p>	<p><b>Classroom Supplies:</b> Paper bag, toy food, sweater, toy, bandages, miniature toy chair</p>
	<p><b>Move Here, Mephibosheth!</b> Participate in the story of King David.</p>	<p><b>Classroom Supplies:</b> 1 faux gemstone, 1 treat, and 1 small stuffed animal per child; crown; "royal" table decorations; clear plastic cups; large doll; surgical gauze; basket; royal badge</p>
	<p><b>God Is Kind to All</b> Play a circle game.</p>	

Session Sequence	What Children Will Do	Supplies
<b>2</b> Let's Learn the Point! <i>(up to 25 minutes)</i>	<b>* Bowled Over With Kindness</b> Attempt to knock over "pins" with a foam ball, and be shown kindness in different ways.	<b>Classroom Supplies:</b> 24 two-liter soda bottles, water, 3 foam balls, playground ball
	<b>* Meet Mephibosheth</b> Participate in a "press conference" with Mephibosheth.	<b>Classroom Supplies:</b> Crutch, Bible-times costume, toy microphone, index cards, pen, script (see activity)
	<b>Everyday Kindness</b> Act out ways God could show kindness to children with specific problems.	<b>Classroom Supplies:</b> "Skit Starters" (at the end of this session), scissors

Session Sequence	What Children Will Do	Supplies
<b>3</b> Let's Pray! <i>(up to 10 minutes)</i>	<b>The Offering</b> Offer their gifts to God.	<b>Classroom Supplies:</b> Offering bowls, paper cups
	<b>Cups for Kindness</b> Record ways God has been kind, and give them to the pastor.	<b>Classroom Supplies:</b> Paper cups, half sheets of paper, markers
	<b>Prayer in a Cup</b> Pass a cup around as they thank God for ways he shows kindness.	<b>Classroom Supplies:</b> Paper cups, stickers

\* Starred activities can be used successfully with preschool and elementary children together. Customize your session to fit your needs. You can separate preschoolers and elementary children for Let's Learn the Point! Or, if you keep the children all together for the entire worship session, we suggest you choose from the starred activities.

# David Is Merciful to Mephibosheth

## 2 Samuel 9

After David became king of Israel, he solidified his kingdom. He took Jerusalem from the Jebusites, who had never been driven from the Promised Land. Because of its strategic position on a high ridge near the center of his kingdom, David made Jerusalem his capital city. He set up residence there and named it the City of David.

David also brought the ark of the covenant into Jerusalem. For 20 years, it had been kept in a private home, but David moved it to a special tent he had made for it in his kingdom's capital. There he had sacrifices made to God and blessed the people of Israel. Then David himself prayed before the Lord, acknowledging God's greatness and mercy and asking for God's blessing on the kingdom of Israel (2 Samuel 7:18-29).

David's forces continued to conquer surrounding nations so that Israel was no longer oppressed by people who had not been driven out when the Hebrews first entered the Promised Land. He became famous for his military prowess, and God gave him victory wherever he went (2 Samuel 8:13-14). And we are told that David did "what was just and right for all his people" (2 Samuel 8:15).

It is against this backdrop that the story of Mephibosheth unfolded. David was secure in his position, and he had practiced doing what was right. Now he had time to remember his old friend Jonathan, and he wanted to help Jonathan's descendants. Most kings of that time would have sought out any descendants of the former king and executed them so that they would never be a threat to the throne. But that was not David's concern. Instead he wanted to honor the friend who had saved his life.

When he was a child, Mephibosheth was crippled when he fell while fleeing with his nurse after Jonathan and Saul had been killed in battle (2 Samuel 4:4). Now he was likely in hiding, fearing that David would harm him. When summoned to the king, Mephibosheth bowed before David, possibly fearing for his life. Instead David offered kindness and honor. Not only did David give Mephibosheth all the land that had belonged to Saul and his family, but he also gave Mephibosheth a seat of honor at the king's own table, as if Mephibosheth were David's own son.

David's kindness to Mephibosheth went far beyond the cultural expectations of the time. It demonstrated David's integrity and showed how important it was to him to show love and mercy.

### **Devotion for Leaders**

Because of Jesus' ultimate act of love and kindness—dying on the cross for us—we are free from death. Let's share his kindness with others and spread the love!

**Weaving Faith Into Your Life:** Kindness is more than just being nice. Read verse 7. What part do justice and righteousness play in kindness? How would our relationships change if we considered doing what's "just" and "right" for others? Thank God for showing us, through Jesus, the difference that kindness can make.

## Why We Worship for Leaders

To say that God is *kind* is an understatement; God is *beyond* kind. In fact, 1 John 4:8b says, “God is love.” Love is his essence, and his love manifests itself through the trait of kindness in different ways. In the New Testament, Jesus showed one aspect of his kindness by healing those with disabilities or diseases. The Old Testament story of Mephibosheth, however, is markedly different. Here God shows his kindness, not by removing the problem—Mephibosheth’s disability—but by meeting Mephibosheth’s needs in the midst of the problem. God uses David as a channel of his kindness, as described in 1 John 4:12: “No one has ever seen God; but if we love one another, God lives in us and his love is made complete in us.” Help your children recognize God’s kindness and worship him for it.

### Easy Prep for Leaders

**Let’s Praise God!**—Prepare small paper cups by writing “Cup of Kindness” on each one. Fill the cups with juice, one per child. Post a sheet of butcher paper on the wall, and have markers available.

**Bowled Over With Kindness**—Set up three bowling stations. To make a station, add about 4 inches of water to each of six 2-liter soda bottles, and arrange the bottles in a triangle formation: three in back, two in the middle, one in front. Be sure the lids are tight on the bottles. Have three small foam balls available. Keep six empty soda bottles and a playground ball available but out of sight.

**Meet Mephibosheth**—Recruit an adult volunteer to play the part of Mephibosheth. Mephibosheth should have a Bible-times costume, such as a robe and a towel for his head. He should also have a crutch or a wheelchair. Photocopy Mephibosheth’s script (see activity) for your volunteer, and ask your volunteer to rehearse the script enough to know the answers to the questions the children will ask. Refer to the answers in parentheses below.

Write each of the following questions on a separate index card, but don’t include the answers written in parentheses:

- **How did you feel when Ziba told you that King David wanted to see you?** (Nervous. David could have killed me because I was a member of the previous king’s family.)
- **Why do you think King David searched so hard for someone in Jonathan’s family?** (David promised to always show kindness to Jonathan’s family.)
- **How did you become crippled?** (When I was 5 years old, we learned that my father and grandfather had died. We had to flee from the palace. My nurse was carrying me, but she dropped me, and I was injured.)
- **How did you feel when King David told you that you were to have your land back and always dine at his table?** (I felt grateful for his kindness, and I knew that David was a good king who kept his promises.)

**Everyday Kindness**—Photocopy “Skit Starters” (at the end of this session), and cut apart the situations.

**Preschool Activities**—Refer to the preschool pages for preparations.



# 1 Let's Praise God!

Play *Songs From FaithWeaver* as children arrive. Greet children by name, and assign them to either the “Welcoming Committee” or the “Grouchy Greeters.” Encourage children to think about welcoming ways or grouchy ways to greet people arriving at church but to not actually use those ways yet. Show kids the butcher paper on the wall and the markers. Have kids write welcoming words or grouchy words on it.

When everyone has arrived, begin worship.

**Say** **Hello, everybody! Let's begin our session today by singing to the Lord.**

Sing “Sing Unto the Lord.”



**Track 9**

Lyrics are in the back of this book.

**Say** **It feels good to sing a joyful song. Let's see how it feels to be greeted in different ways.**

Have children get together in the committees to which they were assigned when they arrived. Allow the Welcoming Committee to serve the cups of juice politely to the Grouchy Greeters while offering a pleasant word of welcome. Then have the Grouchy Greeters serve cups of juice to the Welcoming Committee while greeting them with grouchy words. Make sure their comments are not personally insulting to anyone. Be sure all children receive a cup of juice. When everyone has been served, have the children drink the juice.

**Say** **You have now experienced two kinds of greetings.**

- Ask**
- **What did you think when you were greeted in a grouchy way?** (I felt angry; I thought it was funny.)
  - **What did you think when you were greeted politely?** (Good; I like it when people are nice.)

**Say** **Today we'll be learning about God's kindness. Even if you didn't get a very kind greeting earlier, turn to your neighbors, and welcome them with a kind handshake and a smile.**

**There are lots of ways to describe kindness. Let's think of other words that mean “kindness.”**

Have kids form small groups, and give each a sheet of poster board and markers. Ask kids to write as many synonyms for *kindness* as they can in two minutes. Then have groups take turns holding up their signs and reading their words aloud. Collect the markers, and display the posters at the front of the room.

**Say** **You found lots of ways to describe kindness. Listen for some more as we sing “My God Is.”**

## ALLERGY ALERT



Be aware that some children have food allergies that can be dangerous. Know your children, and consult with parents about allergies their children may have. Also be sure to read food labels carefully as hidden ingredients can cause allergy-related problems.

Sing "My God Is:"

Lyrics are in the back of this book.



**Ask** • **What are some of God's acts of kindness mentioned in the song we just sang?**

Help kids remember lyrics if necessary. Be sure kids identify setting the prisoner free and being a loving companion.

**Ask** • **Why is it a good thing that God is kind?** (God helps people; God wants people to be happy.)

• **How does knowing about God's kindness make you want to respond to him?** (I want to thank him; I want to ask God to help me.)

**Say** **The Bible tells us that God shows his kindness through his people. Today we'll hear how God worked through King David to show kindness to someone with special needs. God also wants to use us to show kindness. He sent his Son, Jesus, to show us how to treat others with love and kindness. When we follow Jesus' example, we are kind and loving to others.**

Show kids the words they wrote on the butcher paper earlier.

**Say** **Using polite words is one way to show kindness to others. What are some other ways you showed kindness to someone this week?**

Have several children share their acts of kindness with the group.

**Say** **God's love brings light into our world. And those acts of kindness really "light up" the world. Think about God's kindness shining through you as we sing "Let Your Light Shine."**

Sing "Let Your Light Shine" (Matthew 5:16).

Lyrics are in the back of this book.



**Say** **God made each one of us unique, yet he's made us all in his image. Because God is kind, he wants us to be kind and love one another. Let's sing about doing our best to show God's love.**

Sing "Give of Your Best to the Master."

Lyrics are in the back of this book.



**Say** **God is kind because he loves us. Let's sing about sharing God's love with one another.**

Sing "Brotherly Love" (Romans 12:10).

Lyrics are in the back of this book.



**Pray** **Dear God, thank you for the many amazing ways you show kindness to us. You made each of us unique; you sent your Son, Jesus, to die for us; and you promise to be with us always. We pray that your kindness will overflow in our kindness to others. In Jesus' name, amen.**

## 2 Let's Learn the Point!

### *Preschool Activities, pages 25-26*

At this time, have the preschool leader invite the preschoolers to go to their own room for this section of activities. Tear out the Preschool Activities page, and give it to the preschool leader. Have the preschool leader bring the preschoolers back to participate in Let's Pray! with the older children. If you prefer to keep all the children together, do the starred (\*) activities. They will work well with both elementary and preschool children.

### *Elementary Activities*

#### *\* Bowled Over With Kindness*

Have the kids form three teams and go to one of the three stations.

**Say** Each team should roll the ball and knock over all the pins.

Give each team a small foam ball, and let team members take turns trying to knock over the pins. Encourage the teams to try, even though they may think it's impossible to do with the foam balls.

**Ask** • It seems there's a problem with what I've asked you to do. What is it? (The balls are too light; the pins are too heavy.)

**Say** The problem isn't just the balls: It's doing the given task with the equipment you have. I'm going to show kindness to each team. I'd like the other two teams to watch what I do.

Replace the first team's water-filled bottles with empty ones.

**Say** I'm showing kindness to this team by replacing the pins. Do you think you can knock all of them over now?

Have kids try to bowl again. Let each child on the team have a turn until all the pins are down. Then have that team sit while you go to the second team.

**Say** I'm going to show kindness to this team by replacing the ball. Let's see what happens.

Take the foam ball, and give the team a playground ball. When all the pins are down, have kids sit to watch the last team.

**Ask** • What are some different ways I could show kindness to this team? (Make the pins easier to knock over; give them a real bowling ball.)

**Say** Here's what I'll do. I'll be kind to this team by removing five of the pins, letting team members stand a little closer to the pin, and allowing them to use the ball in whatever way they want to knock over the one pin. Do you think they can do it?

*(continued on page 27)*



# David Is Merciful to Mephibosheth

2 Samuel 9

## Worship Theme:



God is kind.

## Easy Prep for Leaders

**Grab Bag Kindness**—Fill a paper bag with toy food (or canned goods), a sweater, a toy, bandages, and any other similar items. Be sure to have enough items so each child can hold one. Set a dollhouse-size chair out of sight.

**Move Here, Mephibosheth!**—Prepare a table with “royal decorations,” such as a fancy tablecloth, gold paper plates, or “crystal” (plastic) cups. One chair may also be decorated as a “throne.” Wrap the legs of a large doll with surgical gauze or white cloth, and set it off to the side. Have a basket of enough small stuffed animals for each child to have one. Have a snack and a faux gemstone available for each child. Have a crown, a royal badge or sash, and other “royal” accessories ready to wear.

## Using Theo

Consider using Theophilus the FaithRetriever puppet today in these ways:

- Have Theo lead the preschoolers from the main worship area to the preschool room.
- Have Theo wear the royal badge or sash and invite each child to sit at the king’s table.
- See the KidsOwn Worship Kit for a puppet skit written for today’s worship session.



## \* Grab Bag Kindness

**Say** We’ve been talking about kindness.

**Ask** • What is kindness? Tell me some things someone would do to be kind.

**Say** There are many ways we can be kind, aren’t there? God is very creative in the ways he is kind to us. God gives us families and other people to take care of us. God gives us all kinds of food and clothing and medicine to help us grow. God wants to use us to show kindness to others in many ways, too.

Show children the paper bag.

**Say** Let’s think of some ways to show kindness. I have lots of different things inside this bag. I want you to pick one thing—without looking—

from this bag. Then tell us how you could use that thing to show kindness to someone else. Or you can tell us about a time someone used that thing to show kindness to you.

If you think the children would be helped by an example, choose an item from the bag yourself, and give an example of how it could be used to show kindness. For example, if you pick the sweater, you might say that when you outgrow your clothes you share them with someone else whom they might fit. Pass the bag around so each child has a turn. Then hold up the toy chair for the children to see.

**Say** Here is one other object. It seems funny to think of a chair being used to show kindness. But today we’ll hear the story of how King David used a chair, an empty seat at his table, to show kindness to someone else.

## Move Here, Mephibosheth!

**Say** I’m going to begin today’s Bible story by giving you each something very precious.

Distribute one faux gemstone to each child. Tell children to hold onto the stones carefully.

**Say** This jewel is precious, not just because it’s something fancy, but because it’s a reminder of God’s kindness to us. When you look at it, think of all the good things God has given to

you. Think of how much he loves you. Hold onto this jewel until we come to a special point in our story.

Since our story today is about King David, I’m going to wear this crown and pretend to be King David as I tell the Bible story.

Put on the crown and any other accessories you have.

**Say** Hello, boys and girls! I’d like to begin my story by telling you about my best friend, Jonathan.

## Move Here, Mephibosheth! (continued)

**Ask** • Have you ever loved some one specially—a best friend or maybe a grandma or neighbor?

**Say** That's the kind of friend Jonathan was to me! But after many years, Jonathan died, and I was very sad.

I called a servant and asked him, "Is there anyone from Jonathan's family I can show kindness to?"

Jonathan was my special friend and he helped me while he was alive. I wanted to repay a little of his kindness if I could.

The servant said, "Well, your majesty, there is one person left from Jonathan's family—his son, Mephibosheth."

"Mephibo-who?" I asked.

"Mephibosheth" he answered, "He has a special problem. His feet don't work the way they're supposed to."

"Call him right away!" I told my servant. "Tell him that he is to come and eat at my royal table every day!" That is exactly what happened. You see, God had shown so much kindness to me that I wanted to show kindness to someone else.

Look at the jewel you have. The jewel is like the kindness God has shown you. You can show someone else kindness, because God has been kind to you. Give your jewel to someone near you.

Wait a few minutes for children to switch jewels. Be sure that each child ends up with a jewel. Introduce the Mephibosheth

doll. Seat him next to the throne. Bring forward the basket of stuffed animals.

**Say** Not only did I invite Mephibosheth to eat at my table every day, but I also made sure that some people farmed some land for him and gave him the money. That way, he would always have the money he needed to live on.

I was able to show kindness to Mephibosheth because God had shown so much more kindness to me. Being kind means including everyone. I would like to invite each of you to sit at the royal table. On your way, I'd like you to choose a special friend from this basket. Bring your friend to the table with you.

Once everyone is seated, have children introduce themselves and their special friends to the group. Serve the "royal" treat. During your time at the table, review and discuss the story.

**Say** Isn't it good to know that God will show kindness to you as he did to Mephibosheth? He'll take good care of you, just as he had David take care of Mephibosheth.

### ALLERGY ALERT



Be aware that some children have food allergies that can be dangerous. Know your children, and consult with parents about allergies their children may have. Also be sure to read food labels carefully as hidden ingredients can cause allergy-related problems.

## God Is Kind to All

**Say** Let's play a game to remind us that God is kind to everyone.

Help the children form a circle and join hands. Have one child stand in the middle of the circle while everyone marches around and sings this song to the tune of "The Farmer in the Dell":

**God is kind to** [child's name].

**God is kind to** [child's name].

**Hi-ho, the derry-o!**

**God is kind to** [child's name].

For the next verse, have the first child choose another to stand in the middle also. This time, use the new child's name in the song. Keep adding a new child until everyone is inside the circle and you are walking around the children. Finish with "God is kind to all."

(continued from page 24)

Wait for someone on the team to knock over the one pin, possibly by tossing the ball at the top of the bottle. Then have all the children sit down to listen.

**Say** In this game, all the teams started with the same problem, but each was helped in a different way. That's how God shows kindness to us. He treats us all differently; no two lives are the same. But he is kind to all of us in meeting all of our needs. In today's Bible story, you'll meet a man to whom God showed kindness in an unlikely way.

### \* *Meet Mephibosheth*

Keep your volunteer "Mephibosheth" out of view until he is announced.

**Say** For today's Bible story, we're going to have a press conference. That means that all of you can pretend to be reporters. In a moment, I'll introduce our main speaker. After he tells a little about his experiences, you're going to have an opportunity to ask him questions.

Change roles to the press correspondent.

**Say** Good morning, ladies and gentlemen of the press. In a moment, you'll be meeting our main speaker for this session, Mephibosheth, son of Jonathan. You may remember that Jonathan was a devoted friend to King David. But Jonathan's father, Saul, who was king before David, spent years trying to kill David. Now that both Saul and Jonathan have been dead for many years, the king and his best friend's son are reunited. In light of the astounding developments over the last few days, we knew that you would want to ask Jonathan's son a few questions yourself. Without further delay...Mephibosheth!

**Mephibosheth:** Hello, ladies and gentlemen. My story is really quite simple. I was living at Makir's house in Lo Debar. One day a messenger came to take me to King David. I wasn't sure why King David wanted to see me. I knew my father was his best friend, but my grandfather was his enemy. I was a little nervous. However, King David welcomed me with open arms! He told me that all my inherited land would be given back to me. Obviously, I can't do the hard work of farming, but he assigned Ziba, Saul's servant, to farm the land. That way I can have the profit of my own farm. But not only that, the king said I'm to eat with him every night, just as if I were his own son! So, in the last few days, I've moved my things to Jerusalem, and I've been enjoying the king's company ever since!

Permission to photocopy this box from KidsOwn Worship® Leader Guide, Fall, granted for local church use. Copyright © Group Publishing, Inc. group.com

**OK to copy**

**Say** ➤ **What an amazing story! I'm sure many of you are eager to talk to Mephibosheth, so let's begin the questions.**

Distribute the four question cards to the children. Hand the microphone to the first child to ask the question written on the card. Then circulate among the other children who have question cards. If time allows, some children may ask their own original questions. After your volunteer leaves, discuss the press conference with your kids.

**Ask** ➤ • **How did God use David to show kindness to Mephibosheth?**  
(David invited Mephibosheth to eat at his table; David made sure Mephibosheth would have money.)

**Say** ➤ **Mephibosheth had a problem: His disability meant that he couldn't make a living by himself. God didn't show kindness by taking away the problem—healing his crippled legs. Instead, God showed kindness by providing for his needs through King David. Kindness doesn't always look the way we think it should.**

## *Everyday Kindness*

**Say** ➤ **God is creative at showing kindness. In the New Testament, Jesus healed many people who were lame or sick. Sometimes he didn't heal the sick people physically; instead, he healed them spiritually and helped them to deal with their problems. Sometimes we don't recognize God's kindness because it doesn't come in the way we're expecting.**

**Right now we're going to act out some stories about kids who have specific problems. I'd like you to think about how God could show kindness to them and help them with their problems.**

Have the kids form groups of four, and give one of the skit starters to each group. If you have a larger group, you may give the same skit starter to more than one group; the results will be different.

**Say** ➤ **I'm going to give you a few minutes to organize your parts and practice. Your skit should answer two questions: What is the character's problem? and How has God shown kindness to that character?**

Give the groups a few minutes to work on their skits. Circulate to answer questions and give helpful feedback as the groups practice. When you see that they're ready, let groups act out their skits one at a time. After each group,

**Ask** ➤ • **What is the main character's problem?**  
• **How has God shown kindness to this person?**  
• **Can you think of other ways God might have shown kindness?**

**Say** ➤ **The next time you face a problem, watch for God to show kindness to you, and remember that his kindness may not look like you expect it to.**

# 3

## Let's Pray!

### *The Offering*

**Say** God's kindness is all around us! Think of all the ways he's shown kindness to you, just today! He's created this day and made the sun rise again. He's made sure that you're fed and dressed and cared for. He's brought you here safely. There's so much of his kindness that we forget to thank him for. One way we *can* show God that we see his kindness is by giving an offering.

I'm going to give each of you a paper cup. I want you to imagine the cup being filled more and more with God's kindness by remembering all the things he's done for you this past week. When the offering comes around, put in your money, if you brought it, but also pretend to pour a little "kindness" from your cup into the offering. Though you really can't give back God's kindness, you can understand that an offering is a little way to thank God for all he's done for you.

Distribute paper cups. After the offering, have the kids keep the cups for the next activity.

### *Cups for Kindness*

**Say** Now we're going to share with one another some of the ways God has been kind to us.

Have children form groups of six or seven, and distribute half sheets of paper and markers. Ask children to write or draw one way God has been kind to them during the past week on their papers. After each child has finished, have the group place their written examples of God's kindness in one cup. Then, as a group, take the Cups for Kindness to the pastor, and present them as an affirmation to him or her. If the pastor is busy with a worship service or class, place them in a spot where he or she will see them easily.

### *Prayer in a Cup*

Have the children remain in the same groups, but have each group sit in a circle. Have them put all but one of their cups in the middle of the circle.

**Say** We're going to close our session in prayer right now to thank God for his kindness to us. Before we begin, I'll give each person a sticker to represent God's kindness. When you get your sticker, think of a kindness it reminds you of.

Each small group will have one cup. When you hear me say, "Let's pass our cups of kindness," pass the cup to each person in your group. When the cup comes to you, thank God aloud for the way he shows kindness that you thought of. Place the sticker inside the cup.

Distribute the stickers.

**Pray** Dear God, we thank you so much for the story of Mephibosheth and how you showed him kindness by working through David. Please work through us to show kindness to others. At the same time, Lord, help us to see all the ways you show kindness to us.

**Say** Let's pass our cups of kindness.

Wait for the small groups to give their individual thanks.

**Pray** Dear God, we praise you for your kindness! In Jesus' name, amen.

# Skit Starters

1. Josh's neighbor T.J. keeps coming over to hang out with Josh. Josh's mom can't understand why Josh doesn't seem to want to spend time with T.J. What Mom doesn't know is that T.J. can be kind of bossy.

2. At the beginning of the year, Mariah signed up for the school district's spelling bee. She only signed up because the other choice, the speech meet, sounded harder. She has a 12-page list of *hard* words to learn, and she doesn't like studying *at all*.

3. Trina thought it would be so exciting to have a baby sister. Boy, was she wrong! Her mom is always asking Trina to run and get a diaper, warm up a bottle, or swing the baby. When will she ever get back to doing the things she wants to do?

4. Ben hates going home. His mom works evenings so she can afford to send him to a Christian school. His dad always seems to be yelling at Ben, his brother, and even his mom when she's around. Ben's older brother just slams the door to his bedroom and turns up his music to escape.

5. Connor just learned that he has to go to speech therapy twice a week. His dad will drive him to a different school early in the morning for speech and drive him to his own school about 15 minutes after the morning bell rings. Connor dreads the speech sessions—and he worries about what his friends will think when they find out.

6. Marissa's family is in for a big change—one that Marissa is not too excited about. They're selling their house and a lot of their household goods. Then they're heading to the Philippines for mission work. The whole family will have to learn a new language, get used to eating new food, and adjust to home schooling.

# God Forgives David

2 Samuel 12:1-7; Psalm 51:1-12



### Worship Theme:




God accepts our repentance.

### Weaving Faith Into Life:




In their repentance, children will praise God for his acceptance.


Session Sequence	What Children Will Do	Supplies
<p><b>1</b> Let's Praise God! (up to 25 minutes)</p>	<p><b>Sing</b></p> <ul style="list-style-type: none"> <li>• "Praise Him" (track 5)</li> <li>• "Motivate One Another" (Hebrews 10:24) (track 7)</li> <li>• "Forgive" (Colossians 3:13) (track 15)</li> <li>• "How Wide?" (Ephesians 3:18) (track 12)</li> <li>• "If We Confess" (1 John 1:9) (track 23)</li> </ul>	<p><b>KidsOwn Worship Kit:</b> <i>Songs From FaithWeaver</i>, Turnover Tops</p> <p><b>Classroom Supplies:</b> CD player, ½ cup bubble solution, clear bowl, paper, pencils, basket, 3 bubble wands, "Wash Away All My Sin" (at the end of this session)</p> 

## Preschool

Session Sequence	What Children Will Do	Supplies
<p><b>2</b> Let's Learn the Point! (up to 25 minutes)</p>	<p><b>How Would You Feel If...?</b> Think about their feelings in different situations.</p>	
	<p>* <b>A Tale of Two Kids</b> Hear a modern-day version of the story Nathan told David.</p>	<p><b>Classroom Supplies:</b> "Toy Cards" (at the end of this session), scissors</p>
	<p><b>Turn Around</b> Play a game about repenting.</p>	



Session Sequence	What Children Will Do	Supplies
<b>2</b> Let's Learn the Point! <i>(up to 25 minutes)</i>	<b>David's Flashback</b> Hear and act out the story of David and Bathsheba.	<b>Classroom Supplies:</b> 1 large plastic cup per child, juice, crown
	<b>* Stamp of Acceptance</b> Turn to God and confess sins.	<b>Classroom Supplies:</b> Buttons, container, paper, scissors, heart-shaped stamp, stamp pad
	<b>* "Cleaning Up"</b> Watch a video that shows what Psalm 51 means.	<b>KidsOwn Worship Kit:</b> <i>Lesson Videos DVD: "Cleaning Up"</i>   <b>Classroom Supplies:</b> TV, DVD player

Session Sequence	What Children Will Do	Supplies
<b>3</b> Let's Pray! <i>(up to 10 minutes)</i>	<b>The Offering</b> Offer their gifts and confess bad attitudes to God.	<b>Classroom Supplies:</b> Offering bowls, CD of quiet music, CD player
	<b>David's Prayer</b> Hear a prayer based on Psalm 51.	<b>Classroom Supplies:</b> "Wash Away All My Sin" photocopy (at the end of this session)
	<b>My God Is</b> Complete praise sentences to describe God, and then sing a song.	<b>KidsOwn Worship Kit:</b> <i>Songs From FaithWeaver:</i> "He Cares for You" (1 Peter 5:7) (track 20)   <b>Classroom Supplies:</b> CD player

\* Starred activities can be used successfully with preschool and elementary children together.

Customize your session to fit your needs. You can separate preschoolers and elementary children for Let's Learn the Point! Or, if you keep the children all together for the entire worship session, we suggest you choose from the starred activities.

# God Forgives David

2 Samuel 12:1-7; Psalm 51:1-12

The events in this story probably occurred about 10 years after David had established himself as king in Jerusalem, so he would have been 47 years old at the time. Although his soldiers went out to battle, it wasn't necessary or wise for David to risk his life to do so. Instead he directed the fighting through messengers sent back and forth between him and Joab, his general.

David didn't maintain a large year-round army. At that time, the world was largely agrarian, and farmers had to mind their crops at certain times of the year. So after the grain harvest in April and May, the farmer-soldiers were able to fight with the army, making the spring, especially late spring, a convenient time for war.

David's walk on the roof was not unusual. Roofs at that time and in that place were flat, and David had probably gone up to the roof to relax in the evening air. Bathsheba was likely bathing herself as part of the purification ritual required after menstruation. She may not have realized she could be seen from the palace roof; however, some have suggested that she knew she could be seen and may have been hoping that the king would notice her.

The comment in 2 Samuel 11:4 that Bathsheba had just purified herself from her "uncleanness" (menstruation) establishes that she was not made pregnant by her husband, Uriah, because he was away fighting in the war.

In summoning Uriah home from the war, David hoped that Uriah would sleep with Bathsheba so that later, when the baby was born, no one would suspect that the baby wasn't Uriah's. It may seem odd that Uriah steadfastly refused to sleep with his wife, but in fact it was not unusual for Israelite soldiers to take a vow of sexual abstinence during times of war. They felt it was wrong to indulge their own pleasures while their fellow soldiers were fighting.

Although Nathan was a prophet, it took tremendous courage for him to confront David about his sin. Remember that David had already killed once to cover up his sin with Bathsheba. What was to stop him from killing again to cover up the sin of killing Uriah? In spite of that possibility, Nathan did what God sent him to do.

Nathan's prophecy came true: David and Bathsheba's firstborn son died, David's son Absalom incited a rebellion against him in which David was driven from Jerusalem, and Absalom slept with David's concubines.

David eloquently proclaims his remorse and repentance in Psalm 51. David's sin devastated him and his kingdom, but he sought forgiveness in one of the most beautiful psalms of contrition ever written. His plea for cleansing is an example for us all, who, like David, are sinners.

### **Devotion for Leaders**

Sin separates us from God, but Jesus joins us with God again through his death and resurrection. Through him we have new life and the chance to repent and begin again!

**Weaving Faith Into Your Life:** Reread Psalm 51. You can almost hear the emotion in David's voice. When was the last time you felt the remorse of sin and were desperate to get rid of it? Thank Jesus for the beauty of being cleansed from sin. Without his sacrifice, we would be lost forever.

## Why We Worship for Leaders

It's amazing to see how a man who was so passionate in his love for God could be so driven to sin. The heights and depths of David's walk with the Lord clearly illustrate one aspect of God: He is a God of new beginnings. His "compassions" are "new every morning" (Lamentations 3:22-23), no matter how far we fall or how often we fall. God accepts us and forgives our sin. And not only does God give us a clean slate as many times as we ask him, he gives us a willing and steadfast spirit to avoid sin in the future. What a wonderful God we serve and worship!

## Easy Prep for Leaders

### Let's Praise God!

- Set a large, clear bowl containing half a cup of bubble solution, along with three wands, near the entrance to your meeting room. On the same table, set slips of paper, pencils, and a basket.
- Make one photocopy of "Wash Away All My Sin" (at the end of this session). You'll also use it for the Let's Pray! section.

**Stamp of Acceptance**—Cut enough paper hearts so you have one for every child. You will also need enough plastic buttons for each child to have several.

**"Cleaning Up"**—Set up a TV and DVD player, and cue the *Lesson Videos* DVD to "Cleaning Up." Watch the video at least once before the worship session so you'll be familiar with it.

**Preschool Activities**—Refer to the preschool pages for preparations.

## 1 Let's Praise God!

Play *Songs From FaithWeaver* as children arrive. Greet children by name, and call their attention to the bowl of bubble solution. Have them guess how many bubbles could be blown from the solution and write their guesses on slips of paper. Place all guesses in the basket so they can be used later in the session.

When everyone has arrived,

**Say** **Welcome to children's church! Let's stand up and shake some of our wiggles out by singing, "Praise Him."**

Sing "Praise Him."

Lyrics are in the back of this book.



**Say** **Let's continue to praise God and encourage each other by singing "Motivate One Another."**

Sing "Motivate One Another" (Hebrews 10:24).

Lyrics are in the back of this book.



**Say** **Sometimes, even when we want to do well, we fall short. Instead of doing what is right, we sin. When we sin, we need to**



**confess our sins to God and repent. He is always ready to accept our repentance when we're truly sorry. God is always ready to forgive us; he sent his Son, Jesus, to die for us on the cross so we can be his friends forever.**

**Remember the bubble solution you saw as you came in? Let's use that bubble solution to think about God's forgiveness.**

Take a handful of the written guesses from the basket, and read them aloud.

**Say** ▶ **Let's see if any of these guesses comes close to the number of bubbles we can get from this amount of solution.**

Call three volunteers (of different ages) to the front, and hand each one a bubble wand. Help the other children form three counting sections. As the first volunteer comes forward to blow bubbles, have kids in the first section count the number of bubbles they see. There's bound to be some discrepancy in the counting, so you may want an adult to be an official counter. Give the other two volunteers turns at blowing bubbles. Have counting sections pick up counting where the previous group ended. Try to use up the solution, but if the activity seems to take too long, just make the point that the bubbles go "on and on."

**Ask** ▶ • **How did the final number of bubbles compare to your guess?**  
(There were more bubbles than I thought; I didn't know how many bubbles there could be.)

**Say** ▶ **That's how it is with God's forgiveness. Sometimes we think he'll only forgive us 3 times or 10 times or 20 times. But the Bible says that God's mercies are "new every morning." He never runs out of forgiveness!**

**God wants us to forgive each other, just as he forgives us. Let's sing "Forgive" and think about how we can show God's forgiveness to each other.**

Sing "Forgive" (Colossians 3:13).



**Track 15**

Lyrics are in the back of this book.

**Say** ▶ **Part of showing God that we're really serious about being sorry for our sins is to *repent* or *turn* from our sin. Let's see what this looks like.** Take one of the Turnover Tops from the KidsOwn Worship Kit. Have the children gather around a table so they can see the top of the table.

**Let's pretend that this top is a person who is doing something wrong. Let's all watch and see this "person" "repent."**

Set the top to spin in the center of the table. Have the children watch the top spin until it flips over and spins upside down.

**Say** ▶ **Did you see this "person" repent? Repenting from our sins means we completely turn away from our sin, just as this top turned completely over.**

Have kids form five groups. Give each group a Turnover Top. Have each group work on a hard surface, such as a tile floor or a tabletop.

**Say** Each of you will have a chance to spin the Turnover Top. While you spin the top, think of something you've done wrong. When the top flips over, tell God you're sorry for doing wrong, and tell God that you want to turn away from your sin. Then give the top to the next person in your group.

Allow groups to work with the tops for several minutes, and then collect all the tops.

**Say** God wants us to repent of our sins. He always accepts our repentance because he loves us.

Sing "How Wide?" (Ephesians 3:18).



Track 12

Lyrics are in the back of this book.

**Say** Today's Bible story is about a time King David sinned. He really disappointed God. God's special messenger, Nathan, helped David see that he needed God's forgiveness. In response, David wrote a beautiful psalm. We're going to do a responsive reading based on part of this psalm.

Explain that you will read several lines of the reading and then pause for the kids to say their line. Let them practice their line several times before you start. Remind kids that these words are based on David's psalm of repentance. Read aloud "Wash Away All My Sin" thoughtfully and with meaning. When you finish,

**Say** Let's finish our worship time by singing about God's forgiveness. As you sing, thank God for accepting your repentance.

Sing "If We Confess" (1 John 1:9).



Track 23

Lyrics are in the back of this book.

**Pray** Dear God, thank you for loving us so much that you want us to be free from sin. You are always ready to accept our repentance and give us a brand-new start with you. We praise you for loving us so much! In Jesus' name, amen.

## 2 Let's Learn the Point!

### *Preschool Activities, pages 39-40*

At this time, have the preschool leader invite the preschoolers to go to their own room for this section of activities. Tear out the Preschool Activities page, and give it to the preschool leader. Have the preschool leader bring the preschoolers back to participate in Let's Pray! with the older children. If you prefer to keep all the children together, do the starred (\*) activities. They will work well with both elementary and preschool children.

## Elementary Activities

### David's Flashback

Recruit four volunteers from among the children. Explain that one will play the part of King David (wearing a crown), one will play Bathsheba, one will be Joab, and another will be Uriah. Tell these volunteers that they'll pantomime the action you read. Encourage them to be expressive.



Have the other kids form pairs, and designate a Partner A and a Partner B in each pair. Give every child a large plastic cup. Fill all the Partner A cups about three-quarters full of juice. Pour only about a quarter of a cup of juice in the Partner B cups. Caution everyone not to drink any of the juice yet. If kids are upset that the amounts of juice don't seem fair, let them know the different amounts are necessary for the story.

**Say** One day King David received a visit from the prophet Nathan. Remember, a *prophet* is like God's announcer. God gives the prophet a message he wants others to hear. Nathan began God's message by telling a story. He told about a rich man who had everything, including a large number of sheep and cattle. He also told about a poor man, who had nothing but one little sheep. The poor man loved this sheep and treated it as a pet.

**Ask**

- How are the rich man and the poor man like the amounts of juice in your cups? (Some cups have a lot, and some have a little; they don't have equal amounts.)
- Whose cups represent the rich man? (The A partners.)
- Whose represent the poor man? (The B partners.)

**Say** In Nathan's story, a traveler visited the rich man's mansion. The rich man needed to prepare a meal for his visitor, but instead of using one of his own animals, he stole the poor man's sheep.

Have Partner A in each pair take the cup from Partner B.

**Ask**

- What if I told you that Partner A gets to drink all the juice from both cups and Partner B doesn't get any juice at all? (That's not fair; it's not right to take all someone else has; we should share.)

**Say** David didn't think it was very fair that the rich man took the poor man's sheep. In fact, he was outraged! That's when Nathan told David the real message from God. Nathan said, "David, this is just what you've done." David began to have a flashback. If possible, blink the lights on and off quickly to represent a flashback.

Have the volunteer playing King David come out. King David should be strolling, from time to time putting his hand over his eyes, searching the horizon. Bathsheba should stand off to the side.

**Say** David remembered that in the spring, when all the kings went off to war, he had decided to stay home. He sent his general, Joab, to war instead.

(continued on page 41)

# God Forgives David

2 Samuel 12:1-7; Psalm 51:1-12

Session 3

## Worship Theme:



God accepts our repentance.

## Easy Prep for Leaders

**A Tale of Two Kids**—Make photocopies of “Toy Cards” (at the end of this session) and cut the cards apart. You will need one photocopy for every two children.

## Using Theo

Consider using Theophilus the FaithRetriever puppet today in these ways:

- Have Theo lead the preschoolers from the main worship area to the preschool room.
- Have Theo be one of the central characters in “A Tale of Two Kids.”
- See the KidsOwn Worship Kit for a puppet skit written for today’s worship session.



## How Would You Feel If...?

**Say** Today we’re going to talk about our feelings. I’m going to tell you something that could happen. Smile or laugh if you think you would be happy. Pretend to cry if you think you would be sad. For example, if I said, “How would you feel if your mom gave you a double ice-cream cone?” you’d probably smile or laugh.

Ask the following questions, pausing until all the children have shown their reactions.

- Ask**
- How would you feel if your friend came over to play with you?
  - How would you feel if your friend shared a favorite toy with you?
  - How would you feel if your brother knocked over the tower you just built?
  - How would you feel if your sister hugged you?
  - How would you feel if your friend rushed to the playground swing so she could have it first?

- How would you feel if your brother shared his crackers with you?
- How would you feel if your friend got upset and pushed you down?
- How would you feel if the friend who pushed you said, “I’m sorry. Let’s still be friends”?

**Say** Now let’s talk about how God feels. God feels happy when he sees us doing the right things—sharing our toys and our treats, for example. He feels sad when he sees us doing wrong, such as grabbing things first, breaking other people’s things, or hurting them in any way.

But do you know what makes God really happy? When God sees that we’ve done something wrong and then we come to him to say we’re sorry, he is really excited! Just like we feel about that friend we talked about—the one who pushed and then said, “I’m sorry.”

Sometimes when other people say “I’m sorry” to us, it’s hard for us to forgive them. But when we say “I’m sorry” to God, he is *always* ready to accept our apology.

## \* A Tale of Two Kids

Help kids form pairs. Hold up a few of the toy cards for children to see.

**Say** Today you’re going to hear a story that you and your partner will act out. You’ll need these toy cards to help you.

Distribute the toy cards, giving only the Theo card to one partner and all the rest of the toy cards to the other partner. As you distribute the toy cards, children may immediately point out the inequity.

Explain to the children that no one is keeping the cards and that this must be the arrangement for the beginning of the story. Have the children spread the cards on the floor or table in front of them.

**Say** Once upon a time there were two children. One was very rich and had lots of toys, lots of videos, and a huge swing set. She got to go on exciting vacations and have all the best treats. The other child came from a family with very little money. His family didn’t go on big

## \* A Tale of Two Kids (continued)

vacations and had only ordinary kinds of treats, but not very many of them. He had only one special toy, a little stuffed dog. But he loved this dog and took it everywhere.

One day, the rich girl's mom came to her and said, "Our church is having a toy drive. That means we're collecting toys to send to poor children far away. I want you to choose some of the toys you don't play with anymore. We'll give them to the toy drive." Well, the rich girl wasn't happy at all. She was *not* going to give away *any* of her toys.

Encourage the partners with the most toy cards to have an angry expression and scoop all their cards towards themselves.

**Say** One day soon after this discussion, both of these children were playing at the same beach. The poor boy was having a great time! He hardly ever got to go to the beach. In fact, he was playing so hard that he lost track of the little stuffed dog.

Well, the rich girl was getting bored and restless. So her eyes started to wander. "Hmm" she thought. "That boy isn't playing with his stuffed dog. I'll take it home and give it to my mom for the toy drive. I've got so many toys, she'll never remember whether this dog was mine or not." And that's what happened. The rich girl stole the little stuffed dog and took it home.

Have the partners with the most toy cards take their partners' Theo cards.

- Ask**
- If you had only one toy card, how did it feel to have that one card taken away?
  - How do you suppose the poor boy felt when he realized the stuffed dog was gone?
  - Was it right for the rich child to take a toy that didn't belong to her?

**Say** This story is like the story that the prophet Nathan told to King David to teach him a lesson. You see, King David was like the rich girl in this story. He didn't have toys or videos, but he had a grand palace, lots of good food, and other entertainment. But King David wanted more. So he stole it from another man. God sent a messenger named Nathan to tell David that God saw his sin.

David really did feel sad about what he had done. He wrote Psalm 51—the one we did as a responsive reading—to show God how sorry he was. He asked God to forgive him, and God did.

---

## Turn Around

If possible, have an adult volunteer stand in the center of the game area to represent God. Explain to the volunteer that he or she is to show a happy reaction as children turn toward him or her, and then greet each child with hugs, high fives, or another form of affirmation.

**Say** Now we're going to play a game to remind us how God feels when we turn from our sin and ask his forgiveness.

Introduce the volunteer, and tell children to pretend that this person is God. Assemble all the children in the center facing the volunteer.

**Say** I'll call out directions. For example, I'll call "Jump!" Everyone is to turn around, facing the

walls of the room, and jump toward the wall. When I say "Repent," turn around to face "God," and jump back toward "God." Is everybody ready?

Have children play the game. Use directions such as tiptoe, crawl, skip, run, or hop on one foot.

- Ask**
- How did the person who was pretending to be God react whenever you turned to go back toward him [or her]?
  - Did he [or she] react this way every time?

**Say** This game showed what it means to turn away from our sin and return to God. God is always ready to accept our apology for doing wrong because he loves us very much.



(continued from page 38)

**Say** Then one evening, as David walked around on the roof of his palace, he noticed a beautiful woman nearby. David sent a messenger to bring the woman to the palace. Cue “Bathsheba” to walk over to “King David” and then walk “offstage” with him. Have the partners pour a tiny bit of the juice from Cup B into Cup A.

**King David treated this beautiful woman, named Bathsheba, as if she were his wife. He discovered that she was married to Uriah, a soldier fighting under Joab’s command.** Again have the partners pour a bit of the juice from Cup B into Cup A. Have “Joab” come to the front and pretend to read a letter.

**King David sent a message to Joab, telling him to place Uriah near the front lines of the battle. He did this knowing that Uriah would probably be killed.**

Cue “Uriah” to come to the front; have “Joab” and “Uriah” pretend to battle imaginary enemies with swords. “Uriah” should pretend to be stabbed and fall to the ground.

**Say** That’s exactly what happened. When the news reached David that Uriah had been killed in battle, he married Bathsheba. Have the partners pour all the remaining juice from Cup B into Cup A. Flash the lights off and on again to end the flashback.

**Remember Nathan’s story? David realized that, just as the rich man had stolen the sheep, he had stolen someone else’s wife. He felt almost sick with sorrow over what he had done. He asked God’s forgiveness and wrote Psalm 51 to express his repentance.**

Pour juice into the empty cups to make them all even. Let the kids drink their juice while they discuss the story.

- Ask**
- **If you’re a Partner B, how did it feel to have your little bit of juice slowly poured into your partner’s cup? How is this like what happened to Uriah?** (I didn’t like giving up the juice; David took Uriah’s wife even though Uriah wasn’t a rich man.)
  - **If you’re a Partner A, how did it feel to slowly take more and more of the tiny amount your partner had?** (I felt like I shouldn’t; it was OK because you said to do it.)
  - **Did you notice the progression of David’s sin—that it was like each little bit of juice you poured into Cup A? How does one sin often lead to another?** (If you lie, sometimes you have to tell another lie; if you steal, you might lie to cover it up.)
  - **How did David respond when he realized God’s sorrow over his sin?** (David was sorry; he wrote a psalm.)
  - **How did God respond to David?** (God forgave David; God still loved David.)

**Say** David did a terrible thing. He stole another man's wife, and then he had her husband killed so that he could marry her himself. All of us have sinned. The Bible says that all of us fall short of perfection. We all have sins we need to repent of. We can tell God about our sins. That's called *confession*. And we can promise God that we want to do right and that we'll do our best not to commit that sin again. That's called *repentance*. When we confess and repent, we can be sure that God accepts our apology.

### Extra Impact

After you stamp each child's heart, write a few words of affirmation. Tell each child how much he or she means to you in those words.

### Worship Leader Tip

If preschoolers participate in the "Stamp of Acceptance" activity, watch carefully to be sure children don't put buttons in their mouths.



## \* Stamp of Acceptance

Give each child a paper heart, and have children sit down. Pass around the buttons and, without explanation, tell kids to take some buttons and place them on their paper hearts. Let each child take a different number of buttons.

**Say** Imagine that the paper heart in front of you is your own heart and that the buttons represent sin. They might represent lies you told, harsh words you said, selfishness, or pride.

Remember Psalm 51, our responsive reading, from the worship part of today's session? When we sin, we can repent, just as David did. Right now you can bring all your sins before God and tell him how sorry you are. Ask God to help you make a brand-new start. I'll give you a few minutes to talk with God.

Give kids a few minutes to pray. Then have them come forward to pour their buttons back into the container. Stamp their hearts to show they have a brand-new start. Give other kinds of affirmation as well, telling the children how glad you are that they have confessed their sin or giving hugs or handshakes.

**Say** Just as some people had a lot of buttons, some people have a lot of sins. Even if we have a lot of sin, God gives *everyone* a brand-new start. It doesn't matter how deeply we fall into sin or how often. God is so excited to accept us when we sincerely turn away from our sin.

## \* "Cleaning Up"

Show the *Lesson Videos* DVD clip titled "Cleaning Up." The video shows a pair of children getting dirty as they play in paint. Then it shows an adult helping them clean up as Psalm 51 is read aloud. After the video,

- Ask**
- **Has anything like this ever happened to you? Tell us about it. Was it fun getting dirty?** (Answers will vary.)
  - **How is committing a sin like getting dirty?** (Sin changes the way we are; sin sticks to us like paint or dirt.)
  - **Were you surprised when the mom came to help the children get cleaned up? Why?** (I thought she'd be mad; no, my mom would help that way.)

- **How was what the mom did like what God does for us when we get dirty from sin?** (When God forgives us, he makes us clean; God is understanding like the mom was.)

**Say** ▶ The Bible tells us that we're all dirty because of the sins we commit. But God wants to forgive us. When we confess our sins and repent, God cleans us of our sins, just as this mom cleaned up her kids. God is always ready to forgive us.

## 3 Let's Pray!

### *The Offering*

**Say** ▶ We've been talking a lot about sin today. When we think of sin, most of us think of actions that we know are wrong. But did you know that even bad attitudes and thoughts are sins? Sin can be any action or attitude that separates us from God. We're going to take a couple of minutes while some quiet music is playing to examine our hearts. Decide whether you've had any attitudes or thoughts that came between you and God in the past few days.

Play the quiet music. After a few moments of quiet music and reflection, explain that the offering bowl will be coming around.

**Say** ▶ As we pass the offering bowl, drop in the money you brought. At the same time, silently confess your bad attitudes or thoughts to God and repent. Thank God for forgiving you.

Take the offering, and give the children time to confess.

### *David's Prayer*

**Say** ▶ Remember the responsive reading we read earlier? David wrote that psalm as a prayer after he realized his sin. Let's hear it again. This time let's make it our own prayer to God.

Have children bow their heads for prayer. Read the "Leader" lines of the responsive reading aloud. Close with "In Jesus' name, amen."

### *My God Is*

**Say** ▶ Think about what God must be like to love us so much and to accept us back so willingly! Right now we're going to shout out praise sentences. Together let's say, "My God is..." and anyone can shout out a word to complete the sentence.

If kids hesitate at first, give a few examples such as "My God is...loving" or "My God is...forgiving."



**Say** Let's finish our time together by singing "He Cares for You."

Sing "He Cares for You" (1 Peter 5:7).

Lyrics are in the back of this book.



**Track 20**

# ***Wash Away All My Sin***

**Leader:** Lord, be kind to me because you are faithful and loving.  
Because you are full of mercy, wipe away my wrong actions.

**Children:** Wash away all my sin.

**Leader:** Make me clean and pure from sin.  
I know the sins I've done—I can't get them out of my mind.

**Children:** Wash away all my sin.

**Leader:** You are the one I've sinned against. I've done what you said is wrong.  
It is fair for you to judge me and find me guilty.

**Children:** Wash away all my sin.

**Leader:** I know I've been a sinner ever since I was born.  
I know you want me to know the truth. You teach me wisdom, deep down in my heart.

**Children:** Wash away all my sin.

**Leader:** Wash me, and I will be whiter than snow!  
Let me hear you say, "Your sins are forgiven." I will be so relieved!

**Children:** Wash away all my sin.

**Leader:** Lord, give me a brand-new, clean heart  
And give me a spirit that is faithful to you.

**Children:** Wash away all my sin.

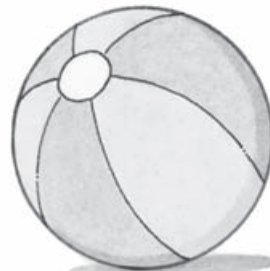

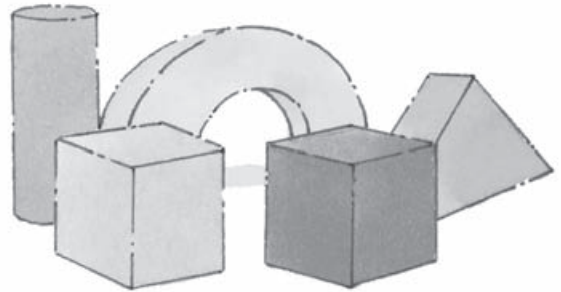
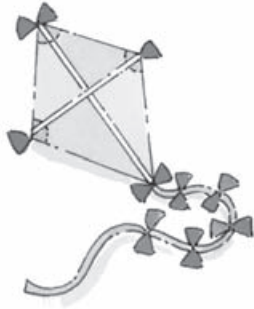
**Leader:** Don't send me away or take your Holy Spirit away from me.  
Give me back the joy of being your child.

**Children:** Wash away all my sin.

**Leader:** Give me your Spirit to help me obey and remain strong in my faith.

**Everyone:** Wash away all my sin!

# Toy Cards



Permission to photocopy this handout from KidsOwn Worship® Leader Guide, Fall, granted for local church use. Copyright © Group Publishing, Inc. group.com



## ***Encouragement for Leaders***

“Praise be to the God and Father of our Lord Jesus Christ, the Father of compassion and the God of all comfort, who comforts us in all our troubles, so that we can comfort those in any trouble with the comfort we ourselves have received from God”  
(2 Corinthians 1:3-4).

Remember that you are more than a teacher to the children in your ministry. You are there to show them kindness, compassion, and comfort that comes from God the Father.

# Absalom Rebels and Is Defeated

2 Samuel 15:1-12; 17:1-12; 18:1-18



### Worship Theme:




We honor God by putting him first.

### Weaving Faith Into Life:




Children will think of God first in what they do.

Session Sequence	What Children Will Do	Supplies
<p><b>1</b> Let's Praise God! (up to 25 minutes)</p>	<p><b>Sing</b></p> <ul style="list-style-type: none"> <li>• "Praise to the Lord, the Almighty" (track 16)</li> <li>• "He's the King" (track 2)</li> <li>• "Micah 6:8" (track 22)</li> <li>• "For the Glory of God" (1 Corinthians 10:31) (track 17)</li> <li>• "Trust in the Lord" (Proverbs 3:5-6) (track 11)</li> <li>• "Sing to Him" (1 Chronicles 16:9) (track 8)</li> </ul>	<p><b>KidsOwn Worship Kit:</b> <i>Songs From FaithWeaver</i></p>  <p><b>Classroom Supplies:</b> CD player, newsprint, marker</p>

## Preschool

Session Sequence	What Children Will Do	Supplies
<p><b>2</b> Let's Learn the Point! (up to 25 minutes)</p>	<p><b>Cookie Followers</b> Follow the leader while being tempted to follow someone else.</p>	<p><b>Classroom Supplies:</b> Cookies</p>
	<p>* <b>Following the Path</b> Decorate a path.</p>	<p><b>Classroom Supplies:</b> Newsprint, tape, markers, crayons</p>
	<p>* <b>Number 1 Pencils</b> Decorate pencils.</p>	<p><b>Classroom Supplies:</b> Pencils, art supplies</p>



Session Sequence	What Children Will Do	Supplies
<b>2</b> Let's Learn the Point! <i>(up to 25 minutes)</i>	<b>Bible Talk</b> React to a TV talk show on which David and Absalom are guests.	<b>Classroom Supplies:</b> Paper, pens, "Bible Talk" script (at the end of this session)
	<b>"First Prize"</b> Watch and discuss a video about being first.	<b>KidsOwn Worship Kit:</b> <i>Lesson Videos DVD : "First Prize"</i>  <b>Classroom Supplies:</b> TV, DVD player
	<b>* First-Place Rug</b> Make a reminder rug in the shape of a number 1.	<b>Classroom Supplies:</b> Carpet squares, carpet tape, scissors, art supplies

Session Sequence	What Children Will Do	Supplies
<b>3</b> Let's Pray! <i>(up to 10 minutes)</i>	<b>The Offering</b> Learn what a tithe is, and offer their gifts to God.	<b>Classroom Supplies:</b> Chair, crackers
	<b>Prayer Line</b> Form a line to say a prayer together.	
	<b>Prayers of Honor</b> Show God honor as they would if he walked into the room and they could see him.	

\* Starred activities can be used successfully with preschool and elementary children together.

Customize your session to fit your needs. You can separate preschoolers and elementary children for Let's Learn the Point! Or, if you keep the children all together for the entire worship session, we suggest you choose from the starred activities.

# Absalom Rebels and Is Defeated

2 Samuel 15:1-12; 17:1-12; 18:1-18

The son born from David and Bathsheba's sin died, even though David pleaded with God to spare him. Soon Bathsheba bore David a second son, Solomon.

It's important to know about certain events in the lives of David's other children in order to understand the context in which today's story took place. Amnon, one of David's sons, was attracted to Tamar, a daughter of David and half-sister to Amnon. He was so obsessed with her that he pretended to be sick and deceived her into coming to his bedroom to take care of him. When she did, he raped her. But after the rape, Amnon suddenly turned against her and kicked her out. Absalom, Tamar's brother and another of David's sons, took her in. Both David and Absalom were furious, but David, the king and father who could have punished Amnon, did nothing. Two years later, Absalom had Amnon murdered and then fled from David and Israel. David mourned for Amnon and wished to be reunited with Absalom (2 Samuel 13:37-39).

After Absalom had been gone three years, Joab, David's trusted general, had seen enough of David's pain. He enlisted a "wise woman" to confront David and convince him to allow Absalom to return to Israel. David agreed, but apparently he was hesitant to fully forgive and restore Absalom, because he refused to see him after his return. It took setting Joab's field on fire two years later for Absalom to finally get the king's attention and be allowed to visit his father. Absalom bowed to the ground before David, and David kissed him, offering forgiveness.

After that meeting, Absalom put a subversive plan into action. He would meet people coming into Jerusalem, criticize his father's system of administering justice, and promise a better one if he were made king. He treated the people as equals, not as if they were below him, as indicated

in his response to those who bowed before him (2 Samuel 15:5-6). In this way, he won over large numbers of people.

When he was about 30 years old, Absalom decided to revolt openly, and he chose Hebron for his headquarters. David had been proclaimed king in Hebron, and Absalom had been born there; it was a significant place of worship; it was the city David had abandoned when he moved his capital to Jerusalem. Absalom must have counted all these factors in his favor.

David must have realized that Absalom had gained quite a following, because when he heard of the revolt, he insisted on fleeing Jerusalem for safety. After receiving conflicting advice, Absalom decided not to attack David right away. The delay allowed David time to muster an army (2 Samuel 18:1). In the ensuing battle, 20,000 died. In the end, Absalom was killed by Joab, and David again wept over the death of a son. Self-centered attitudes and actions had taken the life of yet another of the king's sons.

## **Devotion for Leaders**

Jesus' selfless life made a world of difference for us. How can we keep our attitude Christ-centered? By looking at him, all the time.

**Weaving Faith Into Your Life:** How does a self-centered attitude affect relationships? How could following Jesus' selfless example improve them? Thank God for sending Jesus, who leads us on to better relationships by showing us how to treat others with selfless love—the way he treated us.

## Why We Worship for Leaders

God doesn't demand our honor—he deserves our honor. And that honor is due him not just because of what he does. God deserves our honor because of who he is. There are many great ways to honor God, but they mean very little if we aren't putting God first in our lives.

When we put God first in our lives, we show what it means to walk humbly with our God. We recognize God's place and our place and keep them in perspective, and our lives are transformed. Let's worship God, who deserves our honor!

## Easy Prep for Leaders

**Bible Talk**—Enlist two adult or teenage volunteers to act the parts of David and Absalom. You'll play the part of the host. The volunteers should be male, and, ideally, David should be older than Absalom. Give photocopies of the "Bible Talk" script at the end of this session to your volunteers. Ask them to memorize or become familiar with it. Also, instruct them to read the Bible account of this story so they can answer questions from the kids.

**"First Prize"**—Set up a TV and DVD player. Cue the *Lesson Videos* DVD to "First Prize." Watch it at least once before the kids arrive so you'll be familiar with it.

**First-Place Rug**—Acquire 10 to 20 carpet squares and carpet tape from a carpet store. If you can't find carpet squares, cut an old sheet into the shape of a 1.

**Preschool Activities**—Refer to the preschool pages for preparations.

## 1 Let's Praise God!

Play *Songs From FaithWeaver* as children arrive. Greet children by name. Ask each child to name at least one thing he or she could be doing right then instead of being at church worshipping God. As kids share ideas, list the ideas on newsprint or a dry-erase board.

Begin worship.

**Say** **Welcome, everyone! Let's greet one another. Turn to the people around you, and let them know you're glad they're here.**

Sing "Praise to the Lord, the Almighty."

Lyrics are in the back of this book.



Display the list of things kids could be doing instead of worshipping God.

**Say** **As you arrived, I asked you to name some things you could be doing right now if you were not here worshipping God. Here are some of the things you said.** Call out ideas from the list.

- Ask** • **Why aren't you out doing some of those other things?** (Because I'm here; because I have to come to church.)
- **So why did you come here today?** (To worship God; to learn about God.)

**Say** **We're here today to worship God. God brought us together to bring glory and honor to him.**

- Ask** • **What does it mean to honor someone?** (To have respect for someone; to think someone is special.)
- **Why do we honor God?** (Because God made the world; because God is great.)

**Say** **When we honor someone, we act or talk in ways that show how great that person is. For example, when you honor your parents, you show and say that they're important because they're your parents and they care for you. One of the ways we bring honor to God is by putting him first in our lives—going to church to praise God instead of doing something else, for example. Let's worship God now.**

Sing "He's the King."



Track 2

Lyrics are in the back of this book.

**Say** **We can bring honor to God by putting him first in our lives. God created us to worship him. God wants to be first in our lives. God deserves to be first in our lives.**

- Ask** • **What are some reasons God deserves to be first in our lives?** (God gave us life; God forgives us; because we can live with God forever.)

**Say** **God should be first in our lives. Nothing else and no one else deserves our honor more than God. Let's pray to thank God for who he is and the reasons he deserves to be first.**

**Pray** **Dear God, thank you so much for being such a loving, forgiving, powerful, and amazing God. You deserve to be first in our lives.**

Invite kids to pray their own prayers of thanks aloud.

**Say** **We honor God by putting him first in our lives. And we do that by living as God wants us to. Let's sing words from the Bible that tell us how God wants us to live.**

Sing "Micah 6:8"



Track 22

Lyrics are in the back of this book.

**Say** **Micah 6:8 says, "He has showed you, O man, what is good. And what does the Lord require of you? To act justly and to love mercy and to walk humbly with your God." This is how we show God that he's first in our lives—we live the way God wants us to live. When he was here on earth, Jesus showed us how to live the way God wants us to live. He modeled a life that is pleasing to God.**

**Ask** • **What are some ways God wants us to live?** (Be forgiving; walk humbly with him; be fair.)

• **What does it mean to be humble?** (To put God first; to not think too much of yourself.)

**Say** ▶ **Let's think about what it means to walk humbly with God.**

**Imagine that God walked in this room right now in a way we all could see. Show me how you would show that you're humble.**  
(Pause.)

**Let's say God decided to teach your Sunday school class. While God was teaching, how would you show you're humble?** (Pause.)

**Let's pretend God is eating dinner with us. While God was visiting you for dinner, how would you show you're humble?**  
(Pause.)

**That's what it means to walk humbly with our God—to live every day and do everything in a way that shows we're humble. It means putting God first in our lives and giving him honor at all times.**

**Ask** ▶ • **What are some ways we can put God first in our lives?** (We can try to be like Jesus; we can pray about everything; try to be loving.)

**Say** ▶ **Let's tell God we want to honor him.**

Sing "For the Glory of God" (1 Corinthians 10:31).



**Track 17**

Lyrics are in the back of this book.

**Say** ▶ **In today's Bible story, David honored God by living the way God wanted him to live. He trusted God to help him win the battle, and he defeated his enemy. Let's sing a song about putting God first by trusting God in every step of our lives.**

Sing "Trust in the Lord" (Proverbs 3:5-6).



**Track 11**

Lyrics are in the back of this book.

**Ask** ▶ • **Why does God want us to honor him?** (Because then we'll live good lives; because God created us.)

• **How does honoring God affect our lives?** (We know what we should do when we honor God; God helps us when we honor him.)

• **What are some different ways we can show that we're putting God first?** (Doing what God tells us; worshipping God.)

**Say** ▶ **Let's sing as we think about putting God first.**

Sing "Sing to Him" (1 Chronicles 16:9).



**Track 8**

Lyrics are in the back of this book.

**Pray** ▶ **Dear God, thank you for helping us see that you deserve to be first in our lives. Please give us the desire to bring honor to you and the ability to put you first. Thank you for being such a wonderful God, worthy of being first in our lives. In Jesus' name, amen.**

## 2 Let's Learn the Point!

### Preschool Activities, pages 55-56

At this time, have the preschool leader invite the preschoolers to go to their own room for this section of activities. Tear out the Preschool Activities page, and give it to the preschool leader. Have the preschool leader bring the preschoolers back to participate in Let's Pray! with the older children. If you prefer to keep all the children together, do the starred (\*) activities. They will work well with both elementary and preschool children.

#### Worship Leader Tip

If kids get too rowdy during the "Bible Talk" activity, stop the talk show and remind them that fighting and mean words are not allowed on this show. They're encouraged to react to what they hear but not so the guests can't tell their story.

### Elementary Activities

#### Bible Talk

Give each person paper and a pen or pencil. Cue your volunteers, "David" and "Absalom," that it's time to enter your meeting area. Tell kids they'll be the audience at a TV talk show.

**Say** **Unlike many of the talk shows on real TV, this isn't a talk show where fighting or mean words are allowed. But we do encourage feedback from the audience. During the show, I'd like you to respond to good things with cheers and to bad things with boos. Then at the end, you'll have an opportunity to ask our guests questions.**

**After the show is over, you'll need to write a review of the show to be published in the local newspaper. That way, people who weren't able to watch will know what happened. So while you're watching the show, be sure to write some notes to remind you about what you saw and what you thought of it.**

Follow the "Bible Talk" script. Lead kids in booing and cheering at the appropriate times. At the end, allow children to ask questions of your two volunteers. If kids ask questions that don't have clear answers in Scripture, have your volunteers say that they can't remember or don't know the answers.

When the talk show is over, give kids a few minutes to write reviews. Then ask volunteers to read their reviews aloud.

- Ask**
- **Why did Absalom behave the way he did?** (He wanted to be king; he was angry with David; he didn't care what God wanted.)
  - **Why did David win the battle?** (He had a spy with Absalom's advisors; God wanted David to be king.)
  - **What does it mean to honor God by putting him first?** (It means living the way God wants us to; it means always thinking about what God would want us to do.)

**Say** **David honored God; Absalom didn't. We need to put God first by living the way he wants us to live. Only God deserves to be first.**

(continued on page 57)

# Absalom Rebels and Is Defeated

Session 4

2 Samuel 15:1-12; 17:1-12; 18:1-18

## Worship Theme:



We honor God by putting him first.

## Easy Prep for Leaders

**Cookie Followers**—Enlist an adult or teenage helper to assist you. Give the volunteer some cookies. Explain that kids will be asked to follow you, the leader, around the room. Your volunteer should use the cookies to entice kids to follow him or her instead of you.

**Following the Path**—Tape a large strip of newsprint on the floor, preferably from one end of the room to the other.

## Using Theo

Consider using Theophilus the FaithRetriever puppet today in these ways:

- Have Theo lead the preschoolers from the main worship area to the preschool room.
- Have Theo give instructions about what to draw in the “Following the Path” activity.
- See the KidsOwn Worship Kit for a puppet skit written for today’s worship session.



## Cookie Followers

Invite kids to follow you around the room, as if playing Follow the Leader. Signal your helper to begin enticing kids away with the cookies.

**Say** I’m going to tell you a story while we’re walking. David was king of Israel, and he was a good king. He loved God and obeyed God. But while David was still king, another man decided he wanted to be king instead. That man’s name was Absalom. Absalom decided to try to get people to follow him instead of King David. He pretended to be friends with all the people, but he really just wanted them to let him become king.

Stop the story, and note how many children have chosen to follow your helper instead of you. Ask the following questions as appropriate.

- Ask**
- Why did you choose to follow someone else instead of me?
  - Why did you choose to continue following me?

**Say** What happened here is just like what happened with Absalom and David. Absalom

wanted to be king instead of David, and he got some of David’s followers to follow him instead.

Well, finally it came down to a battle. Absalom and his followers attacked King David and his followers. King David won. He was still the king, and Absalom didn’t get to be king.

Invite children to follow you around the room again.

**Say** David put God first and honored God, and he won the battle. We should put God first. God is more important than anything else.

Have children wash their hands. Then pass out the cookies, and allow children to enjoy the snack.

## ALLERGY ALERT



Be aware that some children have food allergies that can be dangerous. Know your children, and consult with parents about allergies their children may have. Also be sure to read food labels carefully as hidden ingredients can cause allergy-related problems.

## \* Following the Path

**Say** We honor God by putting him first. That means always living the way God wants us to live. To remind us how God wants us to live, let’s make a path to walk on.

Set out markers and crayons. Have the children spread out along the paper “path,” and tell them you’ll give them instructions about what to draw on the paper path.

**Say** On this paper, we’re going to show some ways we can put God first in our lives. God wants us to love him. To show that God wants us to love him, let’s draw pictures of hearts.

## \* Following the Path (continued)

Give children a few moments to draw.

**Say** God wants us to be kind to others. Let's show that God wants us to be kind to others. Let's trace one another's hands to make pictures of hands that can help other people and wave "hi" to them.

Give children a few moments to take turns tracing one another's hands.

**Say** God wants us to obey our parents. To show that God wants us to obey our parents, let's draw pictures of our moms and dads.

Give children a few moments to draw.

**Say** God wants us to praise him. To show that God wants us to praise him, let's draw pictures of mouths that are singing or saying good things about God.

Give children a few moments to draw.

**Say** Look at the path we've made on the floor. Let's take turns walking on the path from one end to the other.

Allow children to take turns walking on the path.

**Ask**

- How can we live the way God wants us to live?
- How can this path help us remember?

**Say** Let's leave this path on the floor in our room for a while to remind us to honor God by putting him first and living the way God wants us to live.

Leave the path on the floor for a few weeks as a reminder.

---

## \* Number 1 Pencils

Give each child a pencil.

**Say** We should keep God first in our lives. If something is first, it's number one. A pencil looks kind of like a number one. These pencils can remind us to keep God "number one" in our lives by living the way he wants us to live.

Set out a variety of art supplies, such as glitter, glue, ribbon,

stickers, paint, markers, chenille wires, and eyes. Have kids decorate their pencils as reminders.

**Ask**

- How does God want us to live?
- How can we keep God first?

**Say** We honor God by putting him first. That means God should be number one in our lives. Take your pencil home, and use it as a reminder to keep God "number one."





## “First Prize”

Show the *Lesson Videos* DVD clip titled “First Prize.” The video shows a family that wins a prize and compares the family’s treatment at an amusement park to putting God first. After the video, ask the following questions.

- Ask** ▶ • **Has anything like this ever happened to you? Tell us about it.** (Answers will vary.)
- **Would you enjoy being treated the way this family was treated? What would be good about it?** (I’d like to always go first; I’d like having people smile at me as if I’m special.)
  - **What did the people in this family do to deserve the treatment they received?** (They won a contest; it wasn’t because they deserved the honor.)
  - **Why do you think God deserves to be first in our lives?** (God gives us everything we have; God gave us life.)

**Say** ▶ **The video showed several ways to put God first. Turn to a partner, and come up with three ways you can put God first in your life.** Allow one minute for discussion.

**Say** ▶ **Talk to your partner about how life is different when God comes first.**

Allow another minute for discussion, then invite kids to share insights from their discussions with the entire group.

**Say** ▶ **God deserves to be first in our lives because he is God—he’s the creator of everything we can see. God made us, and he should be first in our lives. Let’s make something to remind us all to put God first.**

### \* *First-Place Rug*

Set out carpet squares and carpet tape, if you have them. Otherwise, set out a large piece of cloth in the shape of a numeral 1.

**Say** ▶ **We’re going to make a rug for our meeting area. This rug will be in the shape of a numeral 1 to remind us that God should be number one in our lives.**

If you’re using carpet, show kids how to connect the carpet squares with carpet tape to form the shape of a 1. Then set out various art supplies, such as fabric paint, markers, glue, glitter, ribbon, scissors, and buttons. Instruct kids to decorate the carpet or the piece of cloth in ways that show how to put God first by living the way he wants us to live.

- Ask** ▶ • **How can we put God first in our lives?** (Learn about what God wants us to do, and do it; worship God; pray every day.)
- **Why should we bring honor to God?** (God made the world; God forgives us; God can do anything.)
  - **How can we show that God is worthy of our honor?** (Praise God; tell people about God; pray.)

**Say** ▶ Let's dedicate this rug to God's glory. Let's pray.

**Pray** ▶ Dear God, thank you for being worthy of our honor. Help us to make you number one in our lives. May this rug remind us and others to honor you by putting you first. In Jesus' name, amen.

Keep the rug on the floor of your meeting area until it starts to fall apart.

## 3 Let's Pray!

### *The Offering*

**Say** ▶ One way to honor God by putting him first is to give our money to God's work. Because God should be number one in our lives, it's important to give as much as we can to God's work. In the Bible, God's people gave 10 percent of everything—their money, their food, and everything else they had—to God's work. That 10 percent is called a tithe.

Give each child 10 small crackers.

**Say** ▶ Let's practice giving a tithe. I gave you 10 crackers. Since a tithe is 10 percent—or one-tenth—of something, a tithe would be one of your 10 crackers. Let's pretend those crackers are all the great stuff God gives us. To give God a tithe—or 10 percent of that great stuff—we would give him one cracker.

Have kids take one cracker from their 10. Collect a cracker from each child.

**Say** ▶ Look at all these crackers! We each gave only one of our crackers, and now look at all the crackers we have. If we each give God only 10 percent of what we have, we'll collect a lot to do God's work.

- Ask** ▶
- **Why do you think God wants us to give our money?** (So people can do God's work; because everything comes from God, so the money is his.)
  - **How can we bring honor to God by sharing what God has given us?** (God tells us to share; we show people God is important; it helps us remember what God gave us.)
  - **How does giving a tithe show God that we're putting God first?** (It shows God is more important than things he gives us; it shows we care about God's work.)

**Say** ▶ Now it's time to bring our offerings to God.

Have kids bring their offerings up and place them in the seat of a nice chair that you brought in. Tell them the chair symbolizes giving God the best place in our lives.

**Say** ▶ God deserves the number-one place in our lives.

### **ALLERGY ALERT**

See Session 2.



## Prayer Line

Have kids form a line.

**Say** ▶ I'm going to start a prayer, and I'd like you to continue the prayer all the way down the line. The first person in line will start a sentence, and each of you should add something to finish the sentence.

**Pray** ▶ God is first and most important in my life.

Instruct the first person in line to say, "God is more important than..." Have the children fill in the blank with answers such as video games, basketball, or TV. Prompt kids to take turns down the line, each saying something to complete the sentence. In the meantime, go to the end of the line.

**Pray** ▶ Thank you, God, for being worthy of our honor. Help us show you our honor by putting you first. In Jesus' name, amen.

## Prayers of Honor

**Say** ▶ Pretend God is about to walk into the room and you'll be able to see him. Let's think about how you would show honor to God and how you would show God you're putting him first.

**Ask** ▶ • What are some ways you would honor God?

Suggest ideas such as clapping, cheering, giving a standing ovation, throwing confetti, and bowing.

**Say** ▶ Well, even though we can't see God, God is here with us all the time. Let's go ahead and show God honor in the ways we thought of.

Give kids a few minutes to prepare as necessary, then indicate that it's time to show their honor. Remind them that this is a time of prayer and focusing on honoring God.

**Say** ▶ God, we want to show you honor...

Have kids show their honor in the ways they chose.

Then close the session with prayer.

# Bible Talk

**Host:** Ladies and gentlemen, welcome to *Bible Talk*, the show where Bible characters meet to discuss their experiences. Today we have with us another father/son pair: David and Absalom. Now, David and Absalom, I understand that you once had a rocky relationship but that you've agreed to talk without hostility about your lives. Is that right?

**David:** Yes.

**Absalom:** That's right.

*Audience cheers.*

**Host:** Great! Then we'll be able to have a productive discussion we can all learn from. Because, remember, there's no fighting allowed on this show.

**David:** No problem.

**Absalom:** Sounds good.

*Audience cheers.*

**Host:** Now David, you were once king over Israel, correct?

**David:** That's right.

**Host:** And Absalom is your son. Absalom, tell us about the incident that happened when you tried to take over your father's kingdom.

*Audience boos.*

**Absalom:** Well, I might as well tell about it so people can learn from my mistakes. As you said, I tried to take over my father's kingdom. Basically, I wanted to be king instead of him, and I didn't care if I destroyed him in the process. We weren't getting along at the time.

*Audience boos.*

**Host:** So what did you do?

**Absalom:** Well, I decided to start by trying to win over some of my father's followers. So I went around pretending to be everyone's friend, trying to get everyone to like me. But I was really using people to try to get power for myself. I wasn't following God, and I didn't care that God wanted my father to be king.

*Audience boos.*

**Host:** David, what were you going through at this time?

**David:** Well, this was an extremely difficult experience for me. I loved my son very much, and I was so sad to realize that he wasn't putting God first. But at the same time, I guess I wanted to believe he was just ambitious. I didn't think it would go as far as it did.

**Host:** How far did it go?

**Absalom:** Eventually, I decided to attack my father and his army in battle.

*Audience boos.*

**Host:** No!

**Absalom:** Yes, it's true. As I mentioned, I wasn't putting God first at the time. I was following my own way.

*Audience boos.*

**Host:** Tell us what happened.

**David:** Well, Absalom didn't know that I had a spy in his group of followers. My friend Hushai pretended to be following Absalom.

*Audience cheers.*

**Absalom:** Yeah, and I asked my followers for advice. I asked them how I should attack my father so I could become king. One of my followers, Ahithophel, gave me some advice that sounded good. But Hushai gave me different advice that sounded better. I listened to Hushai.

*Audience cheers.*

**David:** Hushai sent me a message telling me Absalom's plans so I could win the battle. And that's what happened. When our two armies came together in battle, our side won. God was with us. God wanted me to be king.

*Audience cheers.*

**Absalom:** My father had followed God the whole time. I had turned away from God and put myself first.

*Audience boos.*

**Host:** Wow! What an amazing story! Thanks for sharing that with us today. Does the audience have any questions?

# Solomon Asks for Wisdom

1 Kings 2:1-4; 3:3-28



### Worship Theme:




God gives us wisdom.

### Weaving Faith Into Life:



Children will seek wisdom from God in their lives.

Session Sequence	What Children Will Do	Supplies
<p><b>1</b> Let's Praise God! (up to 25 minutes)</p>	<p><b>Sing</b></p> <ul style="list-style-type: none"> <li>• "I Sing the Mighty Power of God" (track 19)</li> <li>• "Your Word Is a Lamp" (Psalm 119:105) (track 10)</li> <li>• "Wherever You Go" (Joshua 1:9) (track 13)</li> <li>• "He Cares for You" (1 Peter 5:7) (track 20)</li> <li>• "If Anyone Lacks Wisdom" (James 1:5) (track 21)</li> <li>• "The One and Only Lord" (Mark 12:29) (track 14)</li> </ul>	<p><b>KidsOwn Worship Kit:</b> <i>Songs From FaithWeaver</i></p>  <p><b>Classroom Supplies:</b> CD player; 12 craft sticks, 3 ounces modeling clay, and 1 can of vegetables per 5 kids</p>

## Preschool

Session Sequence	What Children Will Do	Supplies
<p><b>2</b> Let's Learn the Point! (up to 25 minutes)</p>	<p><b>* Solomon's Wisdom</b> Experience the story about Solomon's wisdom.</p>	
	<p><b>Ask Generously</b> Ask for snack pieces and count each piece.</p>	<p><b>Classroom Supplies:</b> Snack with small pieces</p>
	<p><b>* Secret Shapes</b> Reveal a hidden shape.</p>	<p><b>Classroom Supplies:</b> Rubber cement, paper, scissors, tissues, watercolor markers</p>

Session Sequence	What Children Will Do	Supplies
<b>2</b> Let's Learn the Point! <i>(up to 25 minutes)</i>	<b>A New View</b> Discover an optical illusion.	<b>Classroom Supplies:</b> 2 white chenille wires, 2 colored chenille wires, scissors, tape, heavy paper
	<b>* Wisdom Storyboards</b> Make storyboard panels of wisdom in Scripture.	<b>Classroom Supplies:</b> Bibles, paper, markers, tape
	<b>It's a Riddle</b> Solve riddles as a team.	<b>Classroom Supplies:</b> Poster board, marker, scissors

Session Sequence	What Children Will Do	Supplies
<b>3</b> Let's Pray! <i>(up to 10 minutes)</i>	<b>The Offering</b> Offer their gifts to God.	<b>Classroom Supplies:</b> Offering bowls
	<b>No Lack</b> Sing a song about wisdom.	<b>KidsOwn Worship Kit:</b> <i>Songs From FaithWeaver:</i> "If Anyone Lacks Wisdom" (James 1:5) (track 21) <b>Classroom Supplies:</b> CD player
	<b>Lord, Make Me Wise</b> Offer prayers.	<b>Classroom Supplies:</b> Pictures from "Wisdom Storyboards"



\* Starred activities can be used successfully with preschool and elementary children together.

Customize your session to fit your needs. You can separate preschoolers and elementary children for Let's Learn the Point! Or, if you keep the children all together for the entire worship session, we suggest you choose from the starred activities.

# Solomon Asks for Wisdom

1 Kings 2:1-4; 3:3-28

After Absalom's revolt, David again won the hearts of the people (2 Samuel 19:14). Despite other opposition that arose from time to time, David continued to reign successfully for many years. But when David was old and near death, one of his sons, Adonijah, turned against David's wishes and set himself up as king. But David had Solomon, his second son with Bathsheba, anointed as king by Nathan the prophet and Zadok the priest. Adonijah quickly realized that Solomon was favored by the people and sought refuge from Solomon. Solomon gave him a second chance and allowed him to go home, promising not to kill him if he proved himself loyal.

David's charge to Solomon in 1 Kings 2:2-4 echoes the words of Deuteronomy 11. Apart from his sin with Bathsheba, David had consistently been obedient to God throughout his life, and he advised his son to do the same. God had promised David that his descendants would remain on the throne as long as they honored God. David's wish was for Solomon as well as for himself.

Once established on the throne, Solomon sought to follow the Lord. His habit of offering sacrifices at the "high places" (1 Kings 3:3) was questionable, however. The high places were altars left from the pagan worship prevalent in Canaan before the Israelites took over the land. Even though the law of Moses demanded that the Israelites not use pagan altars for worshipping God, it appears that this was a common practice in Solomon's time. After all, there was not yet a temple at which to worship. Gibeon was an important place of worship because the tabernacle and the bronze altar were kept there (1 Chronicles 21:29; 2 Chronicles 1:2-6). God must have honored Solomon's worship and sacrifices there to some degree because God appeared to Solomon there and offered Solomon whatever he wanted.

Solomon's request for wisdom pleased God. Solomon could have asked for power, riches, or fame; instead he unselfishly asked for what would help him best rule God's people. God honored Solomon's unselfishness by granting his wish and giving him power, riches, and fame as well. Solomon's response was to return to Jerusalem and again offer sacrifices to God.

The best-known example of Solomon's wisdom is related in 1 Kings 3:16-28. This story dramatically illustrates the creative wisdom God bestowed upon Solomon. The final verse of this passage relates the people's wonder when they witnessed their king's wisdom. Solomon had asked God for discernment in ruling God's people, and there was no doubt that his prayer was answered.

## **Devotion for Leaders**

Jesus doesn't expect us to have all the answers. All we need to be wise is a willingness to constantly turn to Jesus, asking him for direction—just as Solomon turned to God.

**Weaving Faith Into Your Life:** Reread 1 Kings 3:16-28. Solomon needed wisdom to rule God's people well. What do you need wisdom for? What are the arenas in life in which you are struggling for answers? In James, Scripture says God generously gives wisdom to people who ask him. Why don't you take a minute and ask for wisdom right now?



## Why We Worship for Leaders

Many times the issues we confront along our faith journey seem like riddles for which we don't have enough clues. But God, the author of our circumstances, sees the whole picture. He gives us his wisdom step by step, all along the journey, so that we can handle our challenges in a way that brings glory to him. In fact, wisdom can be seen as the gift that allows us to see things from God's perspective. We worship because God, who is all-knowing and all-wise, is faithful to his promise to give us the wisdom we need as we walk according to his ways.

## Easy Prep for Leaders

**A New View**—Use chenille wires to make two arrows. (See the illustration in the activity.) Cut two chenille wires of one color in half, and twist the half pieces onto the ends of two white chenille wires. Point the "arrows" out on one wire and in on the other wire. This creates the illusion that one is longer than the other. Tape the arrows to a sheet of paper.

**It's a Riddle**—Make one 9x12-inch poster-board card for each group of five children. Write "Next clue, please" on one side of each card and "Ready to solve" on the other side of each card.

**Preschool Activities**—Refer to the preschool pages for preparations.

## 1 Let's Praise God!

Play *Songs From FaithWeaver* as children arrive. Greet children by name, and say to each one, "Talk with your friends about your favorite riddle." If children need an example of a riddle, say, "What is white and black and read all over?" (The answer is a newspaper.)

When everyone has arrived,

**Say** **Hello, everyone! Today I asked you to think about your favorite riddles.**

Ask for volunteers to share riddles they thought of.

**Say** **Sometimes riddles give you the feeling that there's something you just don't quite "get." Sometimes our lives seem like riddles, and we get confused trying to find the right answers.**

**Ask** • **What is a situation you've been confused about?** (Answers will vary.)

**Say** **I have good news today! We serve a God who is wise—so wise that he knows all the answers to all our questions, all our concerns, and all our mysteries. God is the greatest! Let's sing a song to honor him.**

Sing "I Sing the Mighty Power of God."

Lyrics are in the back of this book.



**Say** We can trust God to understand all our confusing situations. Better yet, we can trust God to help us with our confusing situations and take away our sins! That's why he sent his Son, Jesus, to die on the cross. God loves us and wants to help us live with him forever and know the right things to do. Let's do an activity to help us see how God works with us to give us wisdom.

Have children form groups of five. Give each group a block of modeling clay, 12 craft sticks, and a can of vegetables.

**Say** I have a particular job in mind that I want you to do with these items, so look at them carefully.

Allow children to work with the items for about two minutes, then ask for guesses about what they should do with what they've been given.

- Ask**
- **Why is it so hard for you to know the job I have in mind for you to do with these supplies?** (We can't read your mind; these things don't go together.)
  - **How can you know what I want you to do with the supplies?** (We could ask you; we could do something and see if you say it's wrong.)

**Say** You can really only know if you ask me. And I'm ready to tell you! I'd like each group to construct something with the clay and craft sticks that will hold the weight of the can. Are you ready to try?

Allow the children to work with the materials, and allow them to ask you all the questions they want about constructing a sturdy support. There are many possible solutions, but the surest way is to lay the sticks on top of the spread-out clay and balance the can on top. If none of the groups comes up with a working solution within three minutes, even through questioning you, call for their attention and show them this solution.

- Ask**
- **How much sense did the items I gave you make at first?** (None.)
  - **How helpful was the information I gave you about what I wanted you to do?** (We knew what you wanted when you told us; you told us how the items go together.)
  - **What helped you most to come up with a solution?** (You showed us; we tried a couple of things.)
  - **How is this like or unlike being confused about your own situation?** (Sometimes I don't know how things fit together; sometimes I don't know what I'm supposed to do.)
  - **How can we find out what to do when we're confused?** (Pray to ask God; ask someone who knows.)

Collect the materials.

**Say** God will always give us the wisdom we need. The Bible tells us that “if any of you lacks wisdom, he should ask God, who gives generously to all without finding fault, and it will be given to him” (James 1:5). The “without finding fault” part reminds me that it’s OK to ask God without being embarrassed. He guides us to the right path if we’re ready to listen to him. Let’s worship God as we sing.

Sing “Your Word Is a Lamp” (Psalm 119:105).

Lyrics are in the back of this book.



**Track 10**

**Say** If God guides us, we can trust God’s wisdom to help us make right decisions in the real challenges of life—the things that confuse us and make us feel uncertain. We can be strong and courageous, just as God’s Word tells us to be.

Sing “Wherever You Go” (Joshua 1:9).

Lyrics are in the back of this book.



**Track 13**

**Say** Without God’s help, we are often confused and sometimes frightened. With God’s help, we can make good decisions that really please him. We can always turn to God because he cares for each of us.

Sing “He Cares for You” (1 Peter 5:7).

Lyrics are in the back of this book.



**Track 20**

**Say** To help us really remember God’s promise to give us wisdom, let’s sing a song that will help us learn James 1:5: “If any of you lacks wisdom, he should ask God, who gives generously to all without finding fault, and it will be given to him.”

**Who do you think is the “anyone” this verse is talking about? It’s talking about** [list names of several individuals in the group].

Sing “If Anyone Lacks Wisdom” (James 1:5).

Lyrics are in the back of this book.



**Track 21**

**Ask** • **How do you feel when you make a poor decision? a good one?** (I’m sorry when I make a poor decision; when I make a poor decision, I wish I knew more; I feel smart when I make a good decision.)

**Say** There are great rewards for making right decisions, and sometimes we feel pretty smart when we’ve made one. It’s important to remember that we are able to make good decisions because of the good God who helps us. Let’s turn all our attention to him and honor God as we sing “The One and Only Lord.” The words are from Mark 12:29 in the Bible.

Sing “The One and Only Lord” (Mark 12:29).

Lyrics are in the back of this book.



**Track 14**

**Pray** Lord God, thank you for the promise that you will give us wisdom. We feel safe knowing that you will help us when we are confused and show us your ways when we ask for your help. In Jesus' name, amen.

## 2 Let's Learn the Point!

### Preschool Activities, pages 69-70

At this time, have the preschool leader invite the preschoolers to go to their own room for this section of activities. Tear out the Preschool Activities page, and give it to the preschool leader. Have the preschool leader bring the preschoolers back to participate in Let's Pray! with the older children. If you prefer to keep all the children together, do the starred (\*) activities. They will work well with both elementary and preschool children.

### Elementary Activities

#### A New View

- Ask**
- **When is wisdom important?** (When we have to make good choices; when we have tough decisions.)
  - **When can't we trust our own wisdom?** (When we don't know how to choose; when we don't know what will happen.)

Show the prepared optical illusion arrows, but don't hold them too close together. Ask the kids to tell you which white chenille wire is longer.

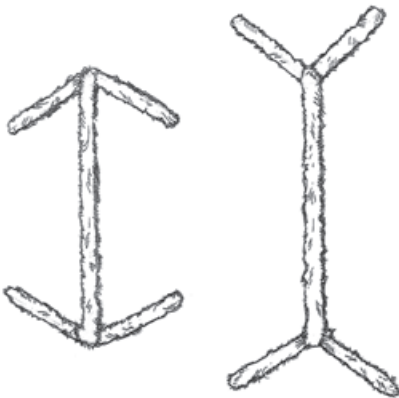
- Say** **Because I prepared these arrows, I know something about them that you may not be aware of.** Wait for kids to ask what you know.

**I know that the white wires are the exact same length.** Hold the arrows side by side so kids can see the wires are the same length.

- Ask** • **How is seeing the wires close together like getting wisdom from God?** (We can see how it really is; it's not so confusing.)

- Say** **You may have had some ideas about these wires, but until you saw them side by side, you couldn't be sure. In the same way, we may have some ideas about right and wrong, but if we don't have God's point of view—God's wisdom—we can't be sure our choices will honor him. God's Word tells us that he wants to clear things up for us and help us see things his way. He does that when we ask for his wisdom. He will always give us the new view that we need.**

(continued on page 71)



#### Extra Impact

Either before the session or during the week, make a small storyboard for each family. You can make the storyboard very simple, with a small picture—or write a card—to affirm families and remind them that God is with them and is ready to give wisdom when they simply ask for it.

# Solomon Asks for Wisdom

Session 5

1 Kings 2:1-4; 3:3-28

## Worship Theme:



God gives us wisdom.

## Easy Prep for Leaders

**Ask Generously**—Bring a snack that comes in small pieces, such as miniature cookies or dry cereal.

**Secret Shapes**—Cut sheets of paper in half so you have one for each child. Brush a thin layer of rubber cement in a geometric shape on each sheet. Let the rubber cement dry thoroughly. (Use stencils for easier brushing.)

## Using Theo

Consider using Theophilus the FaithRetriever puppet today in these ways:

- Have Theo lead the preschoolers from the main worship area to the preschool room.
- Have Theo give the treats in “Ask Generously.”
- See the KidsOwn Worship Kit for a puppet skit written for today’s worship session.



## \* Solomon’s Wisdom

**Say** When King David came to the end of his time to rule, he called his son Solomon to his side and told him that he would need to be a good king for the people of Israel.

**Ask** • What do you think it takes to be a good king?

**Say** Solomon knew that ruling Israel would be a hard job. So he asked the Lord for something he thought would make him the best king he could be. He asked for wisdom, which means being wise and knowing how to make smart decisions.

**Ask** • How do you think God felt when Solomon asked for wisdom instead of money or that everyone would like him? Why?

**Say** Let’s learn a rhyme that will tell us more about what happened when Solomon asked God for wisdom.

Repeat this poem several times before asking children the questions that follow. Encourage the children to chant the words with you.

**Solomon, Solomon, what will you do?**

*(Shrug your shoulders.)*

**God has put his full trust in you.**

*(Point up.)*

**He wants you to be king of Israel,**

*(Make a circle shape with your hands, and put the “crown” on your head.)*

**To lead and take care of his people.**

*(Motion “come.”)*

**Solomon, Solomon, what will you need**

*(Shrug your shoulders.)*

**As you begin to take the lead?**

*(Motion “come” with your arm.)*

**Will you ask for money and diamonds and jewels?**

*(Motion as though passing out money.)*

**Or will you ask God for more important tools?**

*(Shrug your shoulders.)*

**Solomon, Solomon, God is so pleased.**

*(Point up.)*

**You asked him for wisdom to help you lead.**

*(Point to your head.)*

**And God was so happy with what you asked for**

*(“Draw” a smile with your index finger.)*

**That he promised to give you true wisdom and more.**

*(Point to your head, then hold your arms out to the sides.)*

**Solomon, Solomon, wisest of kings,**

*(Point to your head.)*

**Think of the blessings that serving God brings.**

*(Clap your hands in rhythm.)*

## \* Solomon's Wisdom (continued)

- Ask** • What do you think are some good things that happen when we serve God?
- How do you think God's wisdom helped Solomon?

- What are some things you need help with figuring out?
- What can God do to help you?

**Say** God cares very much about helping us know how to live. He wants to give us his wisdom so that we can live in a way that honors him, just as Solomon did.

## Ask Generously

**Say** The Bible tells us that God gives wisdom generously when we ask him. Today, instead of just getting a snack, we're going to practice asking! Have the children be seated at your snack area.

You may ask me for any number of our [snack] between one and [choose a limit]. Go to each child individually, and ask the child to tell you how many he or she wants. Encourage the children to count with you as you count them out. Go around the table several times, then put the snack completely away to end the distribution.

**Ask** • Why did I give [child's name] [the number requested]?

**Say** That's right. I was generous. I gave each of you what you asked for.

**Ask** • What words could we use to ask God for wisdom?

**Say** God says that whenever we ask for wisdom, he will give it to us generously. Let's thank God for his generous wisdom before we eat.

**Pray** Thank you, God, for this food. Thank you for being generous to us and giving us wisdom freely when we ask, just as I was able to give snacks generously. In Jesus' name, amen.

### ALLERGY ALERT



Be aware that some children have food allergies that can be dangerous. Know your children, and consult with parents about allergies their children may have. Also be sure to read food labels carefully as hidden ingredients can cause allergy-related problems.

## \* Secret Shapes

Have the children sit at a table, and have the watercolor markers accessible. Give each child a paper with a rubber-cement design.

**Say** I have a secret shape for each of you. I'll tell you how to find the shape. As you follow my directions, you'll see it for yourself. If you have any trouble, you can ask me for help. First, use a marker to color all over the paper I gave you.

Show the children how to cover the page completely with a marker. They should be able to see the shape. Then show them how to use the tissue to rub over the shape and remove the residue of rubber cement. Be available to help the children as they ask for help.

**Say** When you first got your paper, it didn't look like there was anything on it. As you followed my directions and asked for more help when you needed it, you were able to see your secret shape more and more clearly. When we ask God for wisdom about something we don't see or understand, we have to follow the directions he gives us. And whenever we have trouble, we can ask him for help again. God has promised to give us wisdom, and we can depend on him for help every time we ask.

(continued from page 68)

## \* *Wisdom Storyboards*

Help kids form six groups. Give each group a large piece of white paper, markers, and a Bible. Assign one of the following Scriptures to each group, and help kids find the passages: 1 Kings 4:29; 1 Kings 4:31-34; 1 Kings 5:12; 1 Kings 10:23-24; Job 28:12-19; Psalm 111:10.

**Say** When someone wants to write a picture book, the person may prepare a storyboard to communicate the ideas to a publisher. A storyboard uses pictures to tell a story. You're going to work as a team of authors to present a storyboard for a book about God's wisdom. Each of the Scriptures tells about one way God's wisdom was shown in the Bible. After you read your Scripture, draw a picture to show how your passage shows God's wisdom.

Allow the children to work together in groups. Display each group's work, and ask groups to explain the significance of their contribution.

**Say** The Bible tells us that when King David died, his son Solomon became king. God told Solomon to ask for anything he wanted. So Solomon prayed and asked God for wisdom. God was so pleased with Solomon's request that he promised to make Solomon wiser than anyone who had come before him and wiser than anyone who would come after him. He also promised Solomon great riches, even though Solomon didn't ask for riches.

The Bible tells us that Solomon was known throughout the earth for his wisdom in deciding very complicated situations and that rulers from all over the land came to ask his advice.

**Ask**

- **Why do you think Solomon asked God for wisdom?** (He thought wisdom would help him follow God; he thought wisdom would make him a better king.)
- **Look at all the different kinds of wisdom in our storyboard pictures. What are some ways you see God's wisdom at work in the world today?** (Missionaries and other people are helping people who don't know God; doctors learn new things about healing; people are taking better care of the earth.)
- **What are some ways you see God's wisdom at work in your life?** (My friend and I argued, but we apologized so we're still friends; I was having trouble in math, but my dad helped me, and I passed the last test.)

**Say** In this storyboard, you might see a way you think God has given you wisdom. Maybe you can see a way you'd like God to give you wisdom. Let's take a minute to draw ourselves into this storyboard.

Allow the kids to draw small pictures of themselves on the storyboard frames. Encourage them to be introspective about where they see themselves in the ongoing story of God's wisdom in the world.

## It's a Riddle

**Say** It's important to understand that God is wise, and it's important to recognize that God makes his wisdom available to us if we just ask for it. Let's form groups of five to explore this idea. Help kids form groups of five, and give each group one of the poster-board cards you prepared.

**I'm going to read you one clue to the answer of a riddle. In your group, discuss what you think the answer could be. If you're ready to make a guess, raise your card to show me the "Ready to solve" side, and I'll give you a chance to share. If your group needs another clue, raise the card to let me know that.**

**Here's the first clue: I am holes connected to holes.**

Allow the kids time to discuss, then share the following clues in order. Play one or more rounds using the clues provided in the boxes below. Feel free to give additional hints that might be specific to your group after using the clues provided.

<b>Riddle 1</b>	<b>Riddle 2</b>	<b>Riddle 3</b>
<p>I am holes connected to holes.</p> <p>I'm strong as iron.</p> <p>I'm limp as a rag.</p> <p>What am I?</p> <p><b>Answer: An iron chain</b></p>	<p>I have a neck but no head.</p> <p>I have two arms but no hands.</p> <p>I have no body of my own.</p> <p>What am I?</p> <p><b>Answer: A shirt or sweater</b></p>	<p>I go up at the same time I go down.</p> <p>My name is past tense and present tense, too.</p> <p>I'm a ride for two-by-two.</p> <p>What am I?</p> <p><b>Answer: A seesaw</b></p>

When you've completed the riddles,

**Ask** • What helped you most in figuring out answers to the riddles?  
(The clues; my friends' guesses; I already knew the answer.)

**Say** You got some good input from friends, but you got the most helpful information when you asked the person who knew the answers. I was always available to help you solve the riddles every time you asked.

**Ask** • How is that like or different from asking God for help when we're confused? (God always knows the answers; God is always available.)

• When have you asked God to help you know what to do?  
(When my friend told me she was shoplifting; when I thought I might fail English.)

• What have you learned about asking God for help?

**Say** We can depend on God to direct us and to give us wisdom when it's hard to make sense of our lives because God promises that he will give us wisdom when we ask.



## 3

# Let's Pray!

## The Offering

**Say** Solomon, the wisest man who ever lived, used his wealth to build a Temple for worship. When we give our offerings, we're making wise investments in the same way Solomon did. If you're "investing" money this morning, put your money in the offering bowl as it comes to you. If you're investing something else in building the church, such as your time or energy or loving a certain person in Jesus' name, touch your finger to the bottom of the bowl to represent that investment.

Take the offering.

## No Lack

**Say** Today we've talked about how God gives us wisdom—all of us. God gives wisdom to anyone who asks! We know that's true because God promised it in his Word. Before we leave today, we're going to sing about that promise.

Sing "If Anyone Lacks Wisdom" (James 1:5).

Lyrics are in the back of this book.



Track 21

## Lord, Make Me Wise

Ask the children to stand beside their self-portraits on the storyboard. If preschoolers did not participate in "Wisdom Storyboards," they can quickly go to a place near the storyboard, perhaps by an older friend.

**Say** This storyboard illustrates God's wisdom as it's seen by the world. Some of you may have represented a way God has already helped you to be wise in using your talents. Others of you are dreaming of ways God can use you. As we close with prayer today, ask God to give you his wisdom about his plans for your life. I will pray. When I pause, join me in saying, "Lord, make me wise."

**Pray** Lord, you've blessed each of these children with special talents and abilities. Pause to lead kids in saying, "Lord, make me wise." They have their whole lives ahead of them. Pause to lead kids in saying, "Lord, make me wise." Some will lead as Solomon did. Others will serve behind the scenes. Pause to lead kids in saying, "Lord, make me wise." Whatever you call them to, we know you offer your wisdom generously. Pause to lead kids in saying, "Lord, make me wise." In Jesus' name, amen.

# Solomon Writes Many Proverbs

1 Kings 4:29-34; Proverbs 1:1-7



### Worship Theme:




God values wisdom.

### Weaving Faith Into Life:




Children will use God's Word as a source of wisdom.

Session Sequence	What Children Will Do	Supplies
<p><b>1</b> Let's Praise God! (up to 25 minutes)</p>	<p><b>Sing</b></p> <ul style="list-style-type: none"> <li>• "He Cares for You" (1 Peter 5:7) (track 20)</li> <li>• "If Anyone Lacks Wisdom" (James 1:5) (track 21)</li> <li>• "Trust in the Lord" (Proverbs 3:5-6) (track 11)</li> <li>• "Praise to the Lord, the Almighty" (track 16)</li> <li>• "He's the King" (track 2)</li> <li>• "Sing Unto the Lord" (track 9)</li> </ul>	<p><b>KidsOwn Worship Kit:</b> <i>Songs From FaithWeaver</i></p> <p><b>Classroom Supplies:</b> CD player, marker, index cards</p> 

## Preschool

Session Sequence	What Children Will Do	Supplies
<p><b>2</b> Let's Learn the Point! (up to 25 minutes)</p>	<p><b>* Solomon's Savvy</b> Count grains of sand.</p>	<p><b>Classroom Supplies:</b> Sand, cup, black construction paper, tape, toothpick</p>
	<p><b>* Thinking Backward</b> Practice thinking about proverbs.</p>	
	<p><b>Seashore-Sand Bracelets</b> Make and wear bracelets.</p>	<p><b>Classroom Supplies:</b> Salt, food coloring, jar, bowls, masking tape</p>

Session Sequence	What Children Will Do	Supplies
<b>2</b> Let's Learn the Point! <i>(up to 25 minutes)</i>	<b>* "Wanted: Writer of Wise Sayings"</b> Watch a video, and compare fortune-cookie sayings to God's wisdom.	<b>KidsOwn Worship Kit:</b> <i>Lesson Videos DVD : "Wanted: Writer of Wise Sayings"</i>   <b>Classroom Supplies:</b> TV, DVD player
	<b>Why Wisdom?</b> Develop newscasts based on Proverbs.	<b>Classroom Supplies:</b> Bibles
	<b>ABC Advice</b> Write proverbs.	<b>Classroom Supplies:</b> Paper, marker, pencils, tape

Session Sequence	What Children Will Do	Supplies
<b>3</b> Let's Pray! <i>(up to 10 minutes)</i>	<b>The Offering</b> Offer their gifts to God.	<b>Classroom Supplies:</b> Offering bowls
	<b>Awe-Struck</b> Think about God's wisdom and knowledge.	<b>Classroom Supplies:</b> Dry-erase board, marker
	<b>We Praise You, O God</b> Offer prayers of thanks to God.	<b>Classroom Supplies:</b> Responses from "Awe-Struck"

\* Starred activities can be used successfully with preschool and elementary children together.

Customize your session to fit your needs. You can separate preschoolers and elementary children for Let's Learn the Point! Or, if you keep the children all together for the entire worship session, we suggest you choose from the starred activities.

# Solomon Writes Many Proverbs

1 Kings 4:29-34; Proverbs 1:1-7

The people of Israel were not the only ones who were amazed by Solomon's wisdom; people in surrounding nations were also awed. Solomon was wiser than anyone else in the entire Middle East. People traveled hundreds of miles to witness his wisdom, and his fame spread throughout the known world.

Much of Solomon's wisdom was written down and preserved for future generations. Many of the 3,000 proverbs he wrote are recorded in the book of Proverbs. Solomon also is credited with writing Song of Songs, Psalms 72 and 127, and possibly Ecclesiastes.

Proverbs 1:1-7 is something of an introduction to the book of Proverbs, describing its purpose and theme. Solomon's proverbs were not written as a showcase for his wisdom; rather they were written for all the reasons stated in Proverbs 1:2-4. Solomon wrote so that God's people would be able to live better lives before God.

Wisdom is a key theme of the book of Proverbs; in fact, the word occurs 51 times in the book. In the Bible, the word carries the idea of "skill." Throughout the Old Testament, the same word is used to describe the skill of craftsmen. As used in Proverbs, however, *wisdom* also includes the concept of living skillfully according to God's plan, thereby avoiding moral failings.

An even more overarching theme is introduced in Proverbs 1:7: "The fear of the Lord is the beginning of knowledge." In this context, *fear* does not mean "fright"; instead it conveys the idea of reverence and submission to the lordship of God. We obtain true wisdom, when we honor God with our worship and submission to his will.

Throughout Proverbs, the wise and the simple are contrasted. The word *simple* occurs 15 times in the book. The simple act on their own whims, but the wise seek God's view of things. Following God results in a peaceful and ultimately prosperous life.

Throughout most of his reign, Solomon applied God's principles of wisdom to ruling the people, and this resulted in peace and prosperity for the nation of Israel. Solomon's rule demonstrates the benefits a nation can enjoy when it faithfully follows God.

## **Devotion for Leaders**

Wisdom is the art of sharing the universe with Jesus. Moral order is part of what makes Jesus who he is. As we grow in our ability to listen to and obey Christ's wisdom, Jesus re-creates us and helps us live for him.

**Weaving Faith Into Your Life:** Reread Proverbs 1:7. The starting place for wisdom is having a deep respect for God. How do you show *your* respect for God? Examine your schedule. Are there times and areas in your life when it's harder to demonstrate respect for God? The tough spots are opportunities for God's wisdom to begin to shine in your life.

## Why We Worship for Leaders

Today we worship God because he puts a high value on wisdom. The book of Proverbs tells us that the fear of the Lord is the beginning of wisdom. But wisdom doesn't end there. As we devote ourselves to loving and serving a God who values wisdom, we will ourselves become more and more wise. We will reflect the character of the God we love. Prudence, self-control, and sound reasoning will characterize our lives. Let's worship God joyfully for valuing wisdom and helping us acquire it.

### Easy Prep for Leaders

**Let's Praise God!**—Make one action card for every three children. To make an action card, write "Work together to form the letter \_\_\_\_\_" on an index card. Write a different letter of the alphabet on each card.

**"Wanted: Writer of Wise Sayings"**—Set up a TV and DVD player, and cue the *Lesson Videos* DVD to "Wanted: Writer of Wise Sayings." Watch the segment at least once before the worship session so you'll be familiar with it.

**ABC Advice**—Write each letter of the alphabet on a separate piece of colorful paper, leaving room for children to write a sentence after the letter.

**Preschool Activities**—Refer to the preschool pages for preparations.



## 1 Let's Praise God!

Play *Songs From FaithWeaver* as children arrive. Greet children by name, and say to each child, "Tell a friend about something really important to you."

Once everyone has arrived, begin worship.

**Say** **Welcome, everyone! Today I asked you to tell about something that's really important to you.**

Ask for volunteers to share what they came up with and why it's really important to them.

**Say** **Today we're going to talk about something that's really important to God. Let's start with a song about how important each one of us is to God.**

Sing "He Cares for You" (1 Peter 5:7).

Lyrics are in the back of this book.



Track 20

**Ask** • **How can you know that God cares for you?** (God listens to my prayers; God gives us food; God sent Jesus because he loves me.)

**Say** **God gives us many wonderful gifts. God even gives us the special gift of being a friend. God sent Jesus to be a friend to each of us. As we read the Bible, we find out that God wants to give us another special gift—the gift of wisdom, which means knowing the right thing to do. The Bible mentions the words *wisdom* or *wise* more than 300 times. That's more often than**

the Bible mentions any physical feature we might have, such as the color of our hair or our eyes, and it's almost as much as it mentions the one word that best describes God—*love*.

A whole section of the Old Testament is known as wisdom writings. These passages of the Bible describe the way of living that honors God. We become more wise when we read the Bible. We can also become more wise when we ask God to give us wisdom.

Sing "If Anyone Lacks Wisdom" (James 1:5).



Track 21

Lyrics are in the back of this book.

**Say** Proverbs is one of the books of wisdom. It contains advice for almost any situation. Proverbs 3:5-6 tells us how to have a wisdom-filled life. Let's sing a song based on this passage.

Sing "Trust in the Lord" (Proverbs 3:5-6).



Track 11

Lyrics are in the back of this book.

**Say** Let's do an activity to help us to know a little bit of what it might be like to experience wise counsel.

Form groups of three. Make sure preschoolers are partnered with older children. Then give one child in each group one of the action cards you prepared before worship. Be sure you filled in a different letter on each card. Instruct the child not to reveal the message in the box to the others in the trio.

**Say** In each group, one person has the directions for the action the other two people are to perform. Ask the person with the card for one-step-at-a-time directions by asking questions. The person with the action card can never actually tell you what it says but can answer your questions. For example, "Should we sit or stand?" or "What should we do with our arms?" You'll have two minutes to accomplish the task written on your card.

Allow the children time to work together to accomplish their tasks. As one trio figures out the task, stop everyone to let those children show the entire group their solution without explaining what they're doing.

- Ask**
- How long do you think it would've taken you to come up with a solution if someone had not been able to guide you? (We would never have figured it out.)
  - What was good about seeing other people's solutions? (It gave us ideas; it helped us think of questions to ask.)
  - How was this experience like or not like asking God for wisdom? (Sometimes I'm not sure what questions I should ask God; it was like asking God for wisdom because one person had the right answers.)

**Say** Like the person in your group who had the directions, God sees the big picture. He wants to give us wisdom; he wants us to get it right. Sometimes he gives wisdom to us directly when we

ask him. Sometimes he allows us to learn from the examples of others. Either way, God has a plan to help us live wisely, because God values wisdom. Let's sing praise to the Lord, the almighty King of creation, who has a plan for you and me.

Sing "Praise to the Lord, the Almighty."



Track 16

Lyrics are in the back of this book.

**Say** Almighty God offers us an endless supply of wisdom. All we have to do is accept it. Let's praise God for helping us make wise choices as we sing "He's the King."

Sing "He's the King."



Track 2

Lyrics are in the back of this book.

**Say** No matter what we need, we can turn to our wise God and know that he will help us. God is the greatest. Let's remind ourselves of God's greatness as we sing our last song.

Sing "Sing Unto the Lord."



Track 9

Lyrics are in the back of this book.

**Pray** God, we want to honor you by living wisely because we know that wisdom is important to you. We ask for your help and direction as we learn to live in a way that pleases you. In Jesus' name, amen.

## 2 Let's Learn the Point!

### Preschool Activities, pages 81-82

At this time, have the preschool leader invite the preschoolers to go to their own room for this section of activities. Tear out the Preschool Activities page, and give it to the preschool leader. Have the preschool leader bring the preschoolers back to participate in Let's Pray! with the older children. If you prefer to keep all the children together, do the starred (\*) activities. They will work well with both elementary and preschool children.

### Elementary Activities

#### \* "Wanted: Writer of Wise Sayings"

Show the *Lesson Videos* DVD clip titled "Wanted: Writer of Wise Sayings." The segment shows a person applying for a job writing wise sayings for fortune cookies. The job applicant isn't very wise. After the DVD clip, ask the following questions:

**Ask** • Why couldn't this person get a job writing fortune-cookie sayings? (She wasn't wise; she didn't know any wise sayings.)



- **What is an example of a wise saying you've gotten in a fortune cookie?** (Answers will vary.)
- **Do you think fortune cookie sayings are the kinds of wise things that God would say to you?** (No, fortune cookie sayings aren't really wise; sometimes the sayings sound like things God says in the Bible.)

**Say** Think about what kind of wisdom comes from God. Turn to a partner, and tell him or her at least three wise things you think God would say to Christians.

- Ask**
- **Why is wisdom good?** (It helps us be happy; it keeps us safe.)
  - **What's the opposite of being wise?** (Being foolish; not paying attention to God.)
  - **Why do you think wisdom is important to God?** (God wants us to have good lives; God wants us to make good choices.)

**Say** Wisdom is important to God for several reasons. One big reason that God values wisdom is because *he* is wise. God is wiser than anyone else is. God wants us to be more and more like him. Let's learn more about how to be wise.

### Extra Impact

If you have access to a video camera, record the newscasts. Encourage the children to keep their presentations to two minutes so you can play back the recording during the session.

## Why Wisdom?

Have kids form groups of five.

- Ask** • **Why do you think God wants us to have his wisdom?**

**Say** God values wisdom so much that he wants his people to be known by their wise ways of living.

Each group is going to look for a verse in Proverbs that tells why the proverbs are good teachings to remember as we live each day. Choose a verse, read it several times, and come up with a real or made-up story about someone who lives by that proverb.

For example, if the verse told us to listen to advice, you might tell how a baseball player followed his coach's advice and made the game-winning home run because of it. After your group comes up with a story, decide how you want to present it as a newscast. You can present it as an onsite report, in which several actors act out the story or interview with a reporter, or as a news-desk story, in which one or two anchorpeople give the report.

Give each group at least one Bible, and have kids search through the book of Proverbs to find a proverb to use in their project. After about 10 minutes, have one group at a time present its newscast as the rest of the kids watch.

- Ask**
- **What's one new way these stories show wisdom being used in people's lives?** (Answers will vary.)
  - **Why do you think God cares so much about wise living?** (Wise living means following God; because God loves us.)

(continued on page 83)



# Solomon Writes Many Proverbs

Session 6

1 Kings 4:29-34; Proverbs 1:1-7

## Worship Theme:



God values wisdom.

## Easy Prep for Leaders

**Solomon's Savvy**—Gather a cup of sand or salt, a piece of tape, a toothpick, and a sheet of black construction paper.

**Seashore-Sand Bracelets**—Prepare blue and green salt by putting about half a cup of salt in a jar, adding several drops of food coloring, and shaking the jar until the salt is uniformly colored. You may need to stir the salt periodically to break up any clumps that form. Pour the blue, green, and white salt into individual bowls.

## Using Theo

Consider using Theophilus the FaithRetriever puppet today in these ways:

- Have Theo lead the preschoolers from the main worship area to the preschool room.
- Have Theo help finish the proverbs in "Thinking Backward."
- See the KidsOwn Worship Kit for a puppet skit written for today's worship session.



## \* Solomon's Savvy

**Say** The Bible says that God gave Solomon wisdom that was "as measureless as sand on the seashore." Let's try to measure just the sand in this cup by counting the grains.

**Ask** • What will we have to do first?

Lightly touch the tape to the sand to isolate the grains. Then help one child at a time use a toothpick to flick a single grain of sand onto the construction paper. After several children have had a turn,

**Say** Oh my, this is taking a very long time, isn't it?

**Ask** • How long do you think it would take to count the whole cup of sand?

• Now imagine that our whole story area was full of sand. How long would it take to count that sand?

• How about sand covering our whole church floor?

• How about sand covering our whole neighborhood?

**Say** Now imagine all the sand on all the beaches of the world. No one could ever count all those grains of sand.

The Bible tells us that the wisdom God gave to Solomon is like all the sand on all the beaches in the world. Solomon knew so many things that no one could count or measure the wisdom God gave to Solomon. Solomon's wisdom just kept going and going.

Everyone around the world knew that Solomon was the wisest man alive. He taught people about trees (raise your arms above your head with fingertips touching) and animals... Use your body to show your favorite animal. Mention some of the animals you see being pantomimed. He taught about birds (flap your arms), and fish (put your palms together and move your hands to imitate a fish swimming).

He shared the wisdom God had given him with people from all over the earth. In fact, Solomon's wisdom was so great that we still can learn from him today.

## \* Thinking Backward

**Say** Wisdom means knowing the right thing to do and doing things wisely, which is a good way of doing things. Solomon wrote a book of the Bible to help us understand how important wisdom is to God. The book is named Proverbs. Each verse of Proverbs tells people about a

wise way to live. Often the verses tell us a wise way to live and an unwise way to live to help us understand the wise way. Let's practice proverbs with some opposites. If I say, "Unwise children stand on chairs," the opposite would be: "Wise children don't stand on chairs." Let's try a few.

## \* Thinking Backward (continued)

- Unwise children don't eat vegetables, but wise children...
- Unwise children don't obey their parents, but wise children...
- Unwise children don't follow directions, but wise children...
- Unwise children don't listen carefully, but wise children...
- Unwise children don't share with their friends, but wise children...

- Unwise children are not kind, but wise children...
- Unwise children don't pick up their toys when they're finished playing, but wise children...

Ask the children to think of anything else wise children do. Tell them you'll try to think of the opposite.

**Say** God values wisdom. He wants to help us be wise people.

---

## Seashore-Sand Bracelets

**Say** The Bible tells us that Solomon put God first. God was pleased with Solomon's choice, and God gave Solomon many blessings, including wealth and the kingdom of his father, David. But the most important gift God gave to Solomon was wisdom, and he gave Solomon more wisdom than there is sand on the seashore. This wisdom helped Solomon know how to rule God's people, and it helped him be a great teacher. To help us remember how great and important Solomon's wisdom was, we're going to make and wear seashore-sand bracelets.

Make masking-tape circles, sticky side out, for the children. Make the loop big enough to slide over the child's hand. Show the children how to dip their bracelets into the colored salt so that the salt adheres to the tape. Allow them to cover the entire surface with different colors of salt.

**Ask**

- Why do you think God gave so much wisdom to Solomon?
- Why would wisdom be the best gift God would give?

**Say** Wisdom is important to God. It helps us know what is right and fair. As you wear your bracelets, remember to tell others how important wisdom is to God.

(continued from page 80)

**Say** Proverbs 15:33 tells us that “the fear of the Lord teaches a man wisdom.” In this verse, *fear* doesn’t mean being afraid of the dark or monsters under the bed or spiders and snakes. The proverb uses *fear* to mean respect for, or awe about, the power of God. In all the passages you looked at, our relationship with God has to come first, before we can get the blessings of wisdom. Now look up 1 Kings 4:29-34 in your groups.

Have the small groups look up the passage. Then choose a volunteer to read the passage aloud while the others follow along.

- Ask**
- **How do you see that Solomon’s awe and respect for God made his life different from the life of the average person?** (It made people respect him more than anyone else; it made him know more than anyone else.)
  - **How do you think your awe and respect for God make your life different from the lives of people who don’t know God?** (I can make better choices; I know I can live with God forever.)
  - **Solomon’s wisdom made him someone others could come to for advice. How does your wisdom from God make you a better friend?** (Sometimes I remember to forgive people; if I think about what Jesus would do, I’m kind.)

**Say** God cares a lot about wise living. By living wisely, we help others around us understand God.

## ABC Advice

**Say** The proverbs that God gave us in his Word are a type of advice for wise living. Someone older (often Solomon) was writing these thoughts to teach someone younger. Let’s see if you can develop some proverbs, or little bits of advice, to give to someone younger than you. We’re going to see if we can come up with a whole alphabet of advice.

Give each person a pencil and a paper with a letter of the alphabet printed on it. Ask kids to use the letters to begin their proverbs. Let kids work as individuals, with partners, or in small groups. As kids finish their proverbs, post the proverbs around the room in alphabetical order. Encourage kids to read each other’s proverbs to themselves or to a younger child when the preschoolers return.

Here are some ideas to get the kids started:

- Always think before you speak.
- Buy carefully; save generously.
- Cheating never pays.
- Do good things often.

After all the proverbs are displayed,

- Ask** • **Which proverbs do you think come from an idea in the Bible?** (Answers will vary.)
- **Why can't we always trust advice that doesn't come directly from the Bible?** (Only God knows everything; other advice might go against what's in the Bible.)
  - **Whose advice can you trust?** (I trust my parents' advice sometimes; I trust our pastor's advice.)

**Say** God speaks about wise living through his Word, because God truly values wisdom. We can trust the advice of those who trust God and live according to his Word.

## 3 Let's Pray!

### *The Offering*

**Say** Today we've learned that God values wisdom. God cares about you using the gifts he's given you wisely and thoughtfully. As you put your money in the offering bowl today, ask God if there are ways he'd like you to use whatever money you get. Ask God to give you the wisdom you need to use your money and your gifts wisely.

Take the offering.

### *Awe-Struck*

**Say** God gives us wisdom just as he gave Solomon wisdom. When people see wisdom in us, they sometimes wonder, "Where did that come from?" Other people watch us to find out who we belong to. We can point them to our wonderfully wise Creator and explain to them how awed and amazed we are by him. Let's think of just a few of the things we don't know that God in his wisdom does know.

List the children's responses on the dry-erase board.


### *We Praise You, O God*

Ask the children to stand where they can see the list from the "Awe-Struck" activity.

**Say** It's one thing to talk about God, but it's another to praise him directly for what we know about him. Let's close our class by praising God for the things we listed on the board. If I point to you, read from the list one of the things that God knows and we don't. After you read it, we'll all say together, "We praise you, O God."

After the children have praised God for each of the things listed,

**Pray** We are so in awe of you, all-wise and powerful God. We praise you for the wisdom and understanding you bring into our lives. Help us to value wisdom just as you do. In Jesus' name, amen.



## ***Encouragement for Leaders***

Dear Lord, show me how to speak to these children in a meaningful way, and let them see a reflection of you in everything I do. In Jesus' name, amen.

# Solomon Turns Away From God

1 Kings 11:1-13



### Worship Theme:




God deserves our full devotion.

### Weaving Faith Into Life:





Children will be devoted to God in what they do.

Session Sequence	What Children Will Do	Supplies
<p><b>1</b> Let's Praise God! (up to 25 minutes)</p>	<p><b>Sing:</b></p> <ul style="list-style-type: none"> <li>• "Let Your Light Shine" (Matthew 5:16) (track 6)</li> <li>• "Motivate One Another" (Hebrews 10:24) (track 7)</li> <li>• "If We Confess" (1 John 1:9) (track 23)</li> <li>• "'Tis So Sweet to Trust in Jesus" (track 1)</li> <li>• "The One and Only Lord" (Mark 12:29) (track 14)</li> <li>• "For the Glory of God" (1 Corinthians 10:31) (track 17)</li> <li>• "Your Word Is a Lamp" (Psalm 119:105) (track 10)</li> </ul>	<p><b>KidsOwn Worship Kit:</b> <i>Songs From FaithWeaver</i></p>  <p><b>Classroom Supplies:</b> CD player, newsprint, marker</p>

## Preschool

Session Sequence	What Children Will Do	Supplies
<p><b>2</b> Let's Learn the Point! (up to 25 minutes)</p>	<p><b>* Divided Heart</b> Tear paper hearts.</p>	<p><b>Classroom Supplies:</b> Paper, scissors, tape</p>
	<p><b>* All-Day Devotion</b> Pantomime ways they can be devoted to God.</p>	
	<p><b>We All Love God!</b> Play a game about being devoted to God all the time.</p>	

Session Sequence	What Children Will Do	Supplies
<b>2</b> Let's Learn the Point! <i>(up to 25 minutes)</i>	<b>Solomon Art Show</b> Study 1 Kings 11:1-13, and create an "art show" of the events in the Scripture passage.	<b>Classroom Supplies:</b> Bibles, 3 large pieces of poster board, markers
	* <b>"Devoted Fans"</b> Watch and discuss a DVD clip.	<b>KidsOwn Worship Kit:</b> <i>Lesson Videos DVD: "Devoted Fans"</i>  <b>Classroom Supplies:</b> TV, DVD player
	<b>Cups of Life</b> Participate in an object lesson that shows how we can be devoted to God.	<b>Classroom Supplies:</b> Paper cups, pitcher of water, colored drink mix, spoon

Session Sequence	What Children Will Do	Supplies
<b>3</b> Let's Pray! <i>(up to 10 minutes)</i>	<b>The Offering</b> Offer their gifts to God.	<b>KidsOwn Worship Kit:</b> <i>Songs From FaithWeaver: "Your Word Is a Lamp" (Psalm 119:105) (track 10)</i>  <b>Classroom Supplies:</b> Offering bowls, CD player
	<b>Megaphones</b> Make megaphones, and call out praise to God.	<b>Classroom Supplies:</b> Cups from "Cups of Life" activity, markers, paints, scissors, art supplies
	<b>Devotion Commitment</b> Pray for specific activities.	

\* Starred activities can be used successfully with preschool and elementary children together.

Customize your session to fit your needs. You can separate preschoolers and elementary children for Let's Learn the Point! Or, if you keep the children all together for the entire worship session, we suggest you choose from the starred activities.

# Solomon Turns Away From God

1 Kings 11:1-13

God had forbidden David to build a Temple because David had shed blood as he fought to establish the kingdom of Israel (1 Chronicles 28:2-3). However, David did make preparations for a Temple to be built, and he commissioned his son Solomon to make sure that it happened (1 Chronicles 22:2-11).

Once the Temple was built, Solomon dedicated it with a magnificent prayer (1 Kings 8:23-53). He praised God's power, goodness, and mercy. He asked God to hear, forgive, and bless his people. After that prayer, God appeared to Solomon and reaffirmed his promise to establish an heir of David on the throne forever if Solomon and his descendants continued to walk before God in "integrity of heart and uprightness" (1 Kings 9:4-5). However, God also issued a warning: If Solomon or his sons turned away from the Lord and served other gods, God would reject them and make Israel an object of ridicule among all peoples (1 Kings 9:6-7). So Solomon was duly warned.

Solomon's wisdom and Israel's prosperity made Solomon enormously wealthy. First Kings 10:14-29 describes some of his possessions, including huge amounts of gold, a fleet of ships, hundreds of chariots, and thousands of horses—all in spite of the fact that the accumulation of large numbers of horses and vast amounts of gold and silver was expressly forbidden in Deuteronomy 17:16-17.

Solomon also enjoyed foreign women. Again, this was against God's wishes. The king of Israel was not to take many wives for himself because they would lead him astray (Deuteronomy 17:17). Solomon had 700 wives and 300 concubines. But having foreign wives was even worse than

having many wives, and many of Solomon's wives were from nations whose people Israelites were expressly forbidden to marry (1 Kings 11:1-2). Indeed the wives led him astray. After such an illustrious beginning to his reign and many years of faithfulness and prosperity, Solomon turned to worshipping the gods of his foreign wives. He not only worshipped those gods, but he also built altars for them, an act that no doubt encouraged the people of Israel to worship them as well. So the wise Solomon not only turned away from God, but he led his people astray as well.

Solomon's wisdom didn't do him any good when he neglected to heed it. The next time God spoke to Solomon, it was to tell him that the kingdom would be torn from Solomon's son. Only as an honor to David was Solomon allowed to maintain the kingdom until his death.

## **Devotion for Leaders**

Biblical wisdom isn't primarily knowing facts about Jesus—it's living out a friendship with and a respect for Christ. Wisdom produces transformation, not just information.

**Weaving Faith Into Your Life:** Read 2 Chronicles 7:14. Long before Solomon's heart went astray, God gave him and his people a road map to restore their friendship with God. We can follow that road map back to God when we disobey his good rules. Take a minute to reflect and consider your need to confess sin to God.



## Why We Worship for Leaders

Solomon was a great king and a great man of God, but his commitment to God didn't last. He gave in to the temptation to marry women from other nations—women who worshipped false gods. Eventually he himself began worshipping these gods. He turned his back on God.

We all face situations and temptations that pull us away from being fully devoted to God. But God deserves our full devotion. He should have all our love and all our trust, all day, every day. Let's worship God for being worthy of our full devotion.

## Easy Prep for Leaders

**Let's Praise God!**—Set up newsprint or a dry-erase board and a marker near the entrance to your meeting area. Have an adult there to talk to kids and make a list of activities they do every week.

**"Devoted Fans"**—Set up a TV and DVD player. Cue the *Lesson Videos* DVD to "Devoted Fans." Watch the video at least once before the worship session so you'll be familiar with the content.

**Cups of Life**—Fill a pitcher with water. Measure the right amount of drink mix (and sugar, if necessary) for the amount of water in the pitcher, and have it ready.

**Preschool Activities**—Refer to the preschool pages for preparations.

## 1 Let's Praise God!

Play *Songs From FaithWeaver* as children arrive. Greet children by name. Ask each child to talk with the adult leader who is compiling the list; ask each child to share something he or she does every week to add to the list.

When all the children have arrived, begin worship.



**Say** **Welcome to children's church! Let's sing about showing our love for God.**

Sing "Let Your Light Shine" (Matthew 5:16).

Lyrics are in the back of this book.



**Say** **Shake hands with the people next to you, and tell them you're glad they're here.** (Pause.)

**It's good to praise the Lord. Tell someone near you one reason it's good to praise the Lord.** (Pause.)

**Let's keep praising the Lord as we encourage one another.**

Sing "Motivate One Another" (Hebrews 10:24).

Lyrics are in the back of this book.



**Say** Worship shows we're *devoted* to God.

**Ask** • What does **devoted** mean? (It means we think about God all the time; it means we believe in God.)

**Say** When you're devoted to someone, you give that person your devotion. That means you give that person your full attention and love.

**Ask** • What are some examples of how we give someone our devotion? (We always pay attention to them; we do what they ask.)

**Say** We can give our full devotion to God by giving him all our love, our attention, and our worship all day long, every day. If we're fully devoted to God, everything we do is for God.

Point to the list of activities kids talked about as they arrived. Point out that kids can show their devotion to God during each of these activities. Name the activities one by one, and ask children to call out ways they can give God their full devotion during each one.

**Ask** • What are some reasons God deserves our full devotion? (God made us; God loves us.)

**Say** God forgives us when we hurt him by choosing to do wrong. God sent Jesus to take away our sins so we could be his friend forever. That's a wonderful reason to be devoted to God! Let's sing now about that reason God deserves our full devotion.

Sing "If We Confess" (1 John 1:9).



Track 23

Lyrics are in the back of this book.

**Say** There are many ways to show our full devotion to God. Proverbs 3:5-6 in the Bible tells us one way: That verse says, "Trust in the Lord with all your heart and lean not on your own understanding; in all your ways acknowledge him, and he will make your paths straight." Trusting God with our whole lives is a major way to show our full devotion to God. It shows that we believe God is trustworthy and knows what's best for us. Trusting God with our lives means trusting him with everything and in everything we do.

Ask volunteers to tell about times they're glad they trusted God.

**Ask** • When is it hard to trust God?  
• When does it seem easy to trust God?  
• How does trusting God with our whole lives show our devotion to God?

**Say** When we choose to trust God, we show our devotion to God. Let's sing about the choice to trust God.

Sing "'Tis So Sweet to Trust in Jesus."



Track 1

Lyrics are in the back of this book.

**Say** Now let's sing another song, turning our faces upward as we sing to symbolize that we're giving our full attention and devotion to God.

**Remember, this is how we should live our lives—looking to God for his answers and his will at all times, in everything we do. We should be giving our whole hearts to God.**

Sing “The One and Only Lord” (Mark 12:29).



**Track 14**

Lyrics are in the back of this book.

**Say** Think of some areas of your life. For example, family, school, and church are three different areas of your life. Then let’s have volunteers come to the front and act out areas of their lives for the rest of us. We’ll guess what area of life each person is acting out. Then we’ll call out ways we can show our devotion to God in that area of life.

Ask volunteers to come to the front of the room and act out areas of life. After each volunteer, ask the rest of the group to guess what area of life was acted out and call out ways to show full devotion to God in that area of life.

**Say** Let’s bring our whole lives to God. Let’s live for the glory of God.

Sing “For the Glory of God” (1 Corinthians 10:31).



**Track 17**

Lyrics are in the back of this book.

**Say** With God’s help, we can give God our full devotion. We can’t do it on our own because it’s too easy to be distracted by the other things around us. But God will help guide us.

Sing “Your Word Is a Lamp” (Psalm 119:105).



**Track 10**

Lyrics are in the back of this book.

**Pray** Dear God, thank you for being worthy of our worship. Thank you for being holy and perfect and for helping us give you our devotion. Help us to give you our whole hearts and focus on you at all times. In Jesus’ name, amen.

## 2 Let’s Learn the Point!

### *Preschool Activities, pages 93-94*

At this time, have the preschool leader invite the preschoolers to go to their own room for this section of activities. Tear out the Preschool Activities page, and give it to the preschool leader. Have the preschool leader bring the preschoolers back to participate in Let’s Pray! with the older children. If you prefer to keep all the children together, do the starred (\*) activities. They will work well with both elementary and preschool children.

# Elementary Activities

## Solomon Art Show

Have kids form three groups. Give each group a Bible, and assign each group one of the following Scripture passages: 1 Kings 11:1-3; 1 Kings 11:4-8; 1 Kings 11:9-13. Give each group a large piece of poster board and markers.

**Say** In your group, read the passage of Scripture I've assigned to you. Then create a poster showing what happened in the verses you read. You might want to draw one large image or several smaller ones to make a collage. Decide as a group, and work together on your poster.

Encourage each group to work together to capture all the elements of the Scripture passage. When groups finish have them give the posters to you. Then display each poster in order as someone from each group reads aloud that group's Scripture passage.

- Ask**
- **How did Solomon disobey God?** (He married women the Lord told him not to marry; he worshipped other gods.)
  - **Why do you think Solomon decided to worship idols?** (His wives persuaded him to; he stopped paying attention to God.)
  - **How do you think God felt when Solomon worshipped idols?** (Sad; betrayed.)
  - **Why did God tell Solomon he would take most of the kingdom away from Solomon's son?** (Because Solomon worshipped other gods; because he forgot about all God gave him.)
  - **How do you think Solomon felt when God told him that would happen?** (Like he lost everything; sorry.)

**Say** God deserves our full devotion. Solomon was devoted to God at one time. But he gave away some of his devotion when he disobeyed God by marrying women who didn't love God. Then he gave away even more of his devotion when he began worshipping idols. He no longer loved God with his whole heart.

- Ask**
- **What should Solomon have done instead of what he did?** (He should have kept asking God for wisdom; he should have loved God first.)
  - **How can we keep from doing what Solomon did?** (Pray; read the Bible; thank God for what he gives us.)
  - **What does it mean to be devoted to God?** (To put God first; to love God with our whole heart.)
  - **What keeps us from being devoted to God?** (Paying more attention to other things; listening to what our friends do even when we know it's not what God wants.)
  - **How can we love God with our whole hearts?** (Pray; think about how good God is; pay attention to God all the time.)

*(continued on page 95)*

# Solomon Turns Away From God

Session 7

1 Kings 11:1-13

## Worship Theme:



God deserves our full devotion.

## Easy Prep for Leaders

**Divided Heart**—Cut out a paper heart for each child.

## Using Theo

Consider using Theophilus the FaithRetriever puppet today in these ways:

- Have Theo lead the preschoolers from the main worship area to the preschool room.
- Have Theo lead the game in “We All Love God!”
- See the KidsOwn Worship Kit for a puppet skit written for today’s worship session.



## \* Divided Heart

Give each child a paper heart.

**Say** I’m going to tell you a story from the Bible. As I tell the story, hold your paper heart. I’ll tell you what to do with your paper hearts a little later.

A long time ago, Solomon was the king of Israel. Solomon loved and served God. He gave God his love all the time. He loved God while he was with his family. He loved God while he was with his friends. He loved God and obeyed God when he was trying to solve problems that came up in Israel. He worshipped God at the Temple. Look at your paper heart. Solomon’s whole heart was for God.

**Ask** • How do you think God felt when Solomon’s whole heart was for God?

**Say** But then Solomon disobeyed God. He married some women who didn’t love God. These women worshipped idols, and they didn’t want Solomon to worship God. So instead of loving God all the time, Solomon gave only some of his heart to God. The rest of his heart went to the women. Tear a section from your paper heart. Pause for children to tear their hearts. Look at what you have left. That’s like Solomon’s heart for God. After he disobeyed God by marrying women who didn’t love God, Solomon gave only part of his heart to God.

**Ask** • How do you think God felt when Solomon disobeyed him by marrying women who didn’t love God?

**Say** Well, after a while, Solomon decided to worship idols with the women he had married. So, instead of giving his whole heart to God, or even most of his heart to God, he gave more of his heart to worshipping idols. Tear another section from your paper heart. Pause while children tear their hearts.

Like your paper hearts, Solomon’s heart was divided. He no longer gave his whole heart to God. In fact, he gave his heart to the women he married and to worshipping idols. He didn’t have much left for God. And God doesn’t want just part of our hearts. God told Solomon he was angry and would take most of the kingdom away from Solomon’s son so Solomon’s family would no longer be kings over all the land of Israel.

**Ask** • How do you think God felt when Solomon no longer gave his whole heart to God?

**Say** God deserves our *whole* hearts. Only God is great enough to deserve all our love all the time. We should love God and follow God’s ways when we’re at home, with our friends, at church, and everywhere else we go.

**Ask** • Why does God deserve our whole hearts?  
• How can we show God that we love him all the time?

Help children tape their paper hearts back together.

**Say** God deserves our full devotion because he’s so wonderful. He loves us and cares for us, and he created the whole world. We should love him all the time. We should give him our whole hearts.

## \* All-Day Devotion

**Say** Solomon learned that we should give our full devotion to God all the time. We should show God we love him with our whole hearts. Let's

talk about how we can show God that we love him all the time. We'll talk about a time of day and do some actions that go with that time of day. Then we'll talk about how we can show our love to God at that time.

**Show me what you do when you wake up in the morning.** Lead children in stretching

their arms and rubbing their eyes.

**Ask** • How can we love God with our whole hearts when we wake up in the morning?

**Say** One of the things we can do when we wake up is smile to thank God for the new day. Lead children in smiling.

**Show me what you do when you eat breakfast.** Lead children in pantomiming eating.

**Ask** • How can we love God with our whole hearts when we eat breakfast?

**Say** One thing we can do when we eat breakfast is pray to thank God for our food. Lead children in folding their hands and pantomiming prayer.

**Show me what you do when you play with your friends.** Lead children in pantomiming playing.

**Ask** • How can we love God with our whole hearts when we play with our friends?

**Say** One thing we can do when we play with our friends is share our toys. Lead children in holding out their hands to pantomime sharing toys with one another.

**Show me what you do when you clean up your toys.** Lead children in pantomiming cleaning up toys.

**Ask** • How can we love God with our whole hearts when we clean up our toys?

**Say** One thing we can do when we clean up our toys is do it with smiles on our faces. Lead children in smiling and pantomiming picking up toys.

**Show me what you do when you get ready for bed.** Lead children in pantomiming brushing their teeth and putting on pajamas.

**Ask** • How can we love God with our whole hearts when we get ready for bed?

**Say** One thing we can do when we get ready for bed is read a Bible story. Lead children in pantomiming looking at a Bible-story book.

**Show me what you do when you go to bed.** Lead children in lying down, yawning, and closing their eyes.

**Ask** • How can we love God with our whole hearts when we go to bed?

**Say** One thing we can do when we go to bed is pray to thank God for the day. Lead children in folding their hands and pantomiming prayer.

**Now we know how we can love God with our whole hearts all day. God deserves our full devotion.**

## We All Love God!

**Say** We're going to play a game that's a lot like Ring Around the Rosie. In Ring Around the Rosie, you hold hands and walk in a circle while you sing a little song. In this game, we'll sing a different song. Let me teach it to you.

Sing the following song to the tune of "Ring Around the Rosie."

We give God our whole hearts  
And our full devotion,  
All day,  
Every day,  
We all love God!

Instruct children to shout, "We all love God!" and throw their arms in the air and jump up and down at the end of the song.

Play the game a few times or until kids tire of it.

**Ask** • How can we give God our full devotion all the time?

• How can we get God's help with giving him our full attention?

**Say** Let's ask for God's help now. Let's pray. Dear God, thank you for deserving our full devotion. Please help us as we try to give you all our devotion all the time. In Jesus' name, amen.

(continued from page 92)

**Say** God deserves our full devotion. That means we should love him with all our hearts, every hour of every day, in everything we do. I'm going to name a time of day, and I'd like you to name ways we can love God with our whole hearts at that time. For example, if I name 12 o'clock midnight, you might say, "Sleep so we can be rested and do our best for God the next day."

Name several times of day, and get kids' ideas.

**Say** We can be devoted to God all the time. God deserves our full devotion. So let's give our whole hearts to him all day, every day.

### \* "Devoted Fans"



Show the *Lesson Videos* DVD video titled "Devoted Fans." It shows two kids who are devoted to a band called The Screaming Yellow Stickies. The video shows that they've devoted themselves to something that's unworthy of their devotion. After the video, ask the following questions.

- Ask**
- **The kids in this video were devoted to a band. What other kinds of things do people devote themselves to?** (Money; video games; food)
  - **How do people show their devotion to these things?** (Think about them; spend money on them; talk to friends about them.)
  - **Why is giving devotion to these things wrong?** (They can come before being devoted to God; we waste time; we can be really disappointed.)
  - **Today we're talking about being devoted to God. Why is it impossible to be devoted to things like a band and to God at the same time?** (You can put only one thing first; other things take attention away from God.)
  - **In what ways is being devoted to God similar to being devoted to a band?** (The kids made the band the most important thing in their lives; they learned all they could about the band.)
  - **In what ways is it different?** (The band let them down; they didn't get anything worthwhile from it.)
  - **Why is it a good thing to be devoted to God?** (Because God really loves us; because God won't desert us.)
  - **How do people show their devotion to God?** (By talking about God; praying; learning about God.)

**Say** We all have things that we really like. Some of us like sports. Others of us have music groups that we really, really like. And it's OK to be sports fans or music fans—it's OK to enjoy those things. But we should save our devotion for God. God is the only one worthy of our whole heart's devotion.



## Cups of Life

Give each child a paper cup. Hold up a pitcher of water.

**Say** **This pitcher of water represents your life. Your life is divided into several “pieces” that you give to various activities and people.** Pour some water in one child’s cup. Ask the child not to drink the water but to just hold the cup for now.

**For example, you give one piece of your life to a friend. What are some other pieces of life?** Pour water in another child’s cup, and ask kids to name another piece of life. Continue pouring water in cups as kids name pieces of life, such as hobbies, sports, video games, TV, parties, other social events, computer, family, pets, sleeping, and eating. Continue until every cup has water in it. Ask children not to drink the water but to just hold the cups.

**Pretty soon, your life is so spread out among other people and activities, it may seem as if you have almost nothing left for God—just a few drops.** Show children the empty or nearly empty pitcher. Then walk around the room, having kids dump their water back in the pitcher. **But we should be giving God our whole lives. God deserves our full devotion. And we can give God our full devotion while still giving ourselves to the parts that make up our lives.**

Add some colored drink mix to the pitcher (and sugar, if necessary). Stir until it’s well mixed, then begin pouring water back into kids’ cups.

**Say** **The drink mix represents our devotion to God. When I pour the water into your cups, it doesn’t change color—the drink mix stays in the water. When our hearts are given to God, we can do all kinds of activities and show our devotion to God at the same time. God deserves our full devotion. We can have God in all the pieces of our lives, while enjoying other people and activities, too.**

Allow children to drink from their cups. Ask them to keep their cups for later and to avoid crushing them or destroying them in any other way.

**Ask**

- **Why does God deserve our full devotion?** (Because God is the greatest; because God made us; because God loves us.)
- **What makes it hard for you to give God your full devotion?** (Sometimes I spend more time thinking about baseball; sometimes I’m too busy to think about God; being too worried about school.)
- **How can we become fully devoted to God?** (Think about God even when we’re with friends; put God first; do things God wants us to do.)

**Say** **Let’s pray. Dear God, thank you for being worthy of our full devotion. Help us to trust you and love you with all our hearts. We want to give you our full devotion all day, every day. In Jesus’ name, amen.**



# 3

## Let's Pray!

### The Offering



**Say** As we give our offerings, think about why God deserves our full devotion. Let's sing a song about how God will help us trust him in every step of our lives. As you give your offering, name a step in your life—such as riding the school bus or eating dinner—in which you want to be fully devoted to God.

Pass the offering bowls.

Sing "Your Word Is a Lamp" (Psalm 119:105).

Lyrics are in the back of this book.



Track 10

### Megaphones

Set out markers, paints, and any other art supplies. Provide cups for the preschoolers if they didn't participate in the "Cups of Life" activity.

**Say** To praise God, let's make our cups into megaphones. Draw or write a reason God deserves our full devotion on your cup. For example, you might write "Powerful" or draw a picture of God's creation. Then you will need to carefully push out the bottom of your cup.

Encourage children to approach the activity as a prayer. When they finish decorating their cups, help kids gently push out the bottom of the cup. You may choose to cut the bottom out for them. Then have the children stand, holding their cups like megaphones.

**Say** Now let's call out some of the things on your cups in prayer. We'll tell God what we wrote and drew. This is a way of praising God.

Have kids to call out words and descriptions as praise to God. Encourage children to set these "megaphones" in a special place at home as a reminder that God deserves our full devotion.

### Devotion Commitment

**Say** Now let's close our time together with another prayer. I'm going to start a prayer, and I'd like you to finish it by naming times or activities when you will commit to giving God your full devotion. For example, maybe you want to commit to giving God your full devotion when you're in gym class at school. Remember, this is a prayer to praise God because God deserves our full devotion.

**Pray** Dear God, we know that you deserve our full devotion. We want to give you our whole hearts. We want you to be involved in everything we do. We want to give you our full devotion when we... Pause, and encourage children to name times they want to give God their full devotion. **In Jesus' name, amen.**

# The Kingdom Divides

1 Kings 11:28–12:24



### Worship Theme:




God gives us choices.

### Weaving Faith Into Life:



Children will seek God as they make choices.

Session Sequence	What Children Will Do	Supplies
<b>1</b> Let's Praise God! <i>(up to 25 minutes)</i>	<b>Sing</b> <ul style="list-style-type: none"> <li>• "Wherever You Go" (Joshua 1:9) (track 13)</li> <li>• "How Wide?" (Ephesians 3:18) (track 12)</li> <li>• "Micah 6:8" (track 22)</li> <li>• "For the Glory of God" (1 Corinthians 10:31) (track 17)</li> <li>• "Give of Your Best to the Master" (track 3)</li> </ul>	<b>KidsOwn Worship Kit:</b> <i>Songs From FaithWeaver</i>   <b>Classroom Supplies:</b> CD player, basket, candy, small toys, sticks, rocks, 2 cans of potato chips, dirt, marker

## Preschool

Session Sequence	What Children Will Do	Supplies
<b>2</b> Let's Learn the Point! <i>(up to 25 minutes)</i>	<b>Jeroboam Gets the Kingdom</b> Listen to the Bible story and talk about choices.	<b>Classroom Supplies:</b> 2 action figures, scissors, tape, sheet of paper, "Map of Israel" (at the end of this session)
	<b>I Choose</b> Make a choice and talk about good and bad choices.	<b>Classroom Supplies:</b> Milk, juice, cups
	<b>* Open and Closed</b> Make choices and pray.	<b>Classroom Supplies:</b> 2 rubber stamps, stamp pad

Session Sequence	What Children Will Do	Supplies
<b>2</b> Let's Learn the Point! <i>(up to 25 minutes)</i>	<b>* Three Kings</b> Hear the three kings tell their stories, and discuss their choices.	<b>Classroom Supplies:</b> "Three Kings" script (at the end of this session)
	<b>* Not a Puppet</b> Pretend to be marionettes and puppeteers.	
	<b>Choose Your Own Ending</b> Choose an ending for a story and look at consequences.	<b>Classroom Supplies:</b> Large sheet of newsprint, tape, marker, paper, pencils

Session Sequence	What Children Will Do	Supplies
<b>3</b> Let's Pray! <i>(up to 10 minutes)</i>	<b>The Offering</b> Offer their gifts to God.	<b>Classroom Supplies:</b> Offering bowls
	<b>Choices to Make</b> Pray for each other to have guidance in making choices.	
	<b>Closing Prayer</b> Pray together.	

\* Starred activities can be used successfully with preschool and elementary children together.

Customize your session to fit your needs. You can separate preschoolers and elementary children for Let's Learn the Point! Or, if you keep the children all together for the entire worship session, we suggest you choose from the starred activities.

# *The Kingdom Divides*

*1 Kings 11:28–12:24*

Soon after God's pronouncement that the kingdom of Israel would be taken from Solomon's descendants, God raised up enemies against Israel. They never defeated Israel, but they caused problems for Solomon for the remainder of his life. But they were not his biggest problem. Jeroboam, one of Solomon's trusted officials, turned against him. And God was on Jeroboam's side.

Ahijah the prophet, speaking for the Lord, predicted the division of the kingdom and gave leadership of 10 tribes to Jeroboam. A careful reading of 1 Kings 11:31-32 shows that in demonstrating the division to Jeroboam, Ahijah started with 12 pieces of cloth, representing the 12 tribes of Israel, but ended up using only 11 in his illustration. There are several possible explanations for this. One is that the Levites were a tribe but had no land allotment, so Ahijah therefore didn't count them in the division of land. Another possibility is that he simply included Simeon as part of Judah because the tribe was small and had essentially been swallowed up in the large tribe of Judah.

God's offer to Jeroboam echoed both God's promise to David in 2 Samuel 7:12-16 and David's charge to Solomon in 1 Kings 2:1-4. If the king would walk in God's ways and be obedient to him, God would be with him. This theme of God's blessing in return for obedience and his punishment in return for rebellion continually recurred as God dealt with the kings chosen to rule his people.

When Solomon learned that God had chosen Jeroboam to succeed him, Solomon tried to kill Jeroboam. He acted much as Saul, Israel's first king, had acted when he tried to kill David, the one anointed to replace Saul. Both of these attempts stand in contrast to David's refusal to kill Saul even when he had the opportunity. The wise Solomon had lost all trust in the God who had given him so much, and he had no intention of obeying him. Thus he lost God's blessing on his life and on his kingdom.

Rehoboam, the son whom Solomon chose to succeed him as king, apparently didn't inherit Solomon's wisdom. Instead of listening to the wise counsel of Solomon's advisers and the pleas of his people, Rehoboam chose to follow the prompting of his young friends. Instead of winning the favor of the people by lightening their tax load, he increased it in order to fill his own coffers.

When the 10 tribes decided to reject Rehoboam, he made an attempt to bring them into line by sending Adoniram, who was in charge of forced labor, to the people. But the people stoned Adoniram. Rehoboam then gathered an army and prepared to attack Jeroboam and Israel. God spoke through the prophet Shemaiah to prevent the 180,000-man army of Israel from attacking Judah. In contrast to his father, whose later life was characterized by disobedience, Rehoboam obeyed God this time, and the split between the two parts of the kingdom was complete.

## ***Devotion for Leaders***

Wisdom that comes from a relationship with Jesus supports God's purpose. True wisdom will always bring Christ's people to him and to his blessings.

**Weaving Faith Into Your Life:** Reread verses 34-38. What may have been Israel's end if David had not observed God's commands and statutes? What did God promise Jeroboam if he chose to follow God in his rule? God gives us similar expectations and blessings for generations to come. How are you observing God's commands and statutes, and what effect might these decisions have on future generations?

## Why We Worship for Leaders

Today we worship because God gives us choices. God’s wisdom is superior to ours, and God’s knowledge is superior to ours, yet he still allows us to choose for ourselves how to live. Sometimes we make choices that please and honor God. More often we make choices that are self-serving, foolish, or sinful. But God continues to let us make decisions for ourselves because he loves us too much to control us and because he desires our sincere worship and our sincere allegiance. God will never coerce us into worshipping him or doing things his way. Today help the children in your children’s church worship the God who allows them to make choices for themselves.

## Easy Prep for Leaders

### Let’s Praise God!

- Fill a basket with various items. Use items kids will like, such as candy and small toys, and items they won’t like, such as sticks and rocks. Make sure there are enough desirable items for every child to have one.
- Prepare two cans of stackable potato chips. Replace the chips in one of the cans with dirt, and write “Warning! Dirt” on the bottom of the can. Write “Good food” on the bottom of the can containing chips.

**Three Kings**—Photocopy the script (at the end of this session). Find three volunteers, and give each volunteer a section of the script. Ask volunteers to become familiar with their scripts. If you can’t find three volunteers, have one volunteer do all three parts wearing a different crown or costume for each role.

**Choose Your Own Ending**—Hang a large sheet of newsprint where the kids will be able to see it. Become familiar with the example chart in the activity.

**Preschool Activities**—Refer to the preschool pages for preparations.

## 1 Let’s Praise God!

Play *Songs From FaithWeaver* as children arrive. Greet children by name, and say to each one, “Choose one item from the basket.” Have the children each choose one item from the basket with the understanding that they’ll return the item to the basket later.

When everyone has arrived, begin the worship time.

**Say** **Hello, choosers! When you arrived, we gave you a choice of things in a basket. Raise your hand if you would like to tell us why you chose what you chose.**

Pause for answers. Then hold up one of the items that was not chosen, and ask why no one chose it.

**Say** **God gives us many choices in life. Some choices are easy to make. Some choices are hard to make. Sometimes we choose well, and sometimes we don’t. But still, God lets us choose.**



### ALLERGY ALERT

See Session 2.





- **What are some choices we make in life?** (Friends; music; sports; clothes.)
- **Why do you think God lets us choose for ourselves? Why doesn't he just make all the decisions for us?** (So we can learn to love God; so we can be people instead of robots.)
- **Who or what helps you make good choices?** (Parents; friends; teachers.)
- **Why do people sometimes make bad choices?** (They don't know any better; they listen to the wrong people.)



**We have choices and decisions to make every day. But God promises to be with us every day to help us. The Bible tells us to be strong and courageous because God is with us wherever we go. Let's sing about that.**

Sing "Wherever You Go" (Joshua 1:9).



**Track 13**

Lyrics are in the back of this book.



- **How do you feel knowing that God is with you all the time to help you make the choices you need to make?** (Safer; wiser; like I can ask God for help.)



**God gives us good friends and parents and teachers to help us make good decisions. We make better decisions when we choose friends who want to follow God. Sometimes friends can help one another make the right choices. God also gave us Jesus to be a good friend. When we have a relationship with Jesus, he helps us with situations and decisions. Right now, choose a friend in this room as a prayer partner. Go and stand by your prayer partner. Let's make sure everyone has a partner. Make sure everyone has a partner.**

**At the count of three, say a prayer and ask God to help your partner choose the right things in life. We'll all pray at the same time. One, two, three, go!** Pause while children pray.

**When we believe in Jesus and become Christians, we become God's children. God helps us make good decisions because he loves us as a good Father loves his children. Let's praise our Father God for the love he gives us.**

Sing "How Wide?" (Ephesians 3:18).



**Track 12**

Lyrics are in the back of this book.



**Let's talk about choices.** Hold up the two cans of potato chips. **Both of these cans look good, but only one is what you think it is. If you choose the can on the left, stand on the left side of the room. Stand on the right side of the room if you choose the one on the right.**



- **How did you choose between the two cans?** (I guessed; I went with my friend.)

Choose a volunteer from each side of the room to open the appropriate can.

**Say** ▶ **There was something written on these cans that none of you could see.** Show children the “Good food” and “Warning! Dirt!” labels on the bottom of the cans.

**Ask** ▶ • **What would have helped you make a good decision in this situation?** (Being able to read what the cans said; knowing what you knew.)

**Say** ▶ **If you had been able to examine the choices more carefully, you could have read the labels. God lets us choose for ourselves, but he gives us a lot of information to help us make wise decisions. The Bible warns us about bad things, and it encourages us to do good and to recognize the difference between good and bad. We can trust God to help us no matter what. Let’s tell God that we trust him and we want to follow his advice about how to live.**

Sing “Micah 6:8.”



Lyrics are in the back of this book.

**Ask** ▶ • **Why is living the way God tells us to a good choice?** (God knows everything; God loves us and wants us to be happy.)

**Say** ▶ **God is righteous and holy and wants the best for us. God knows everything that is going to happen. That’s a great reason to honor and praise him!**

Sing “For the Glory of God” (1 Corinthians 10:31).



Lyrics are in the back of this book.

**Say** ▶ **Sometimes we don’t do our best. Raise your hand if you’ve ever done less than your best.** (Pause.)

**All of us make mistakes sometimes. We all have bad days. But we honor God when we try hard to do well and to choose the right thing. God wants us to rely on him for help. Throughout our lives, we can choose to do well for God. We won’t be perfect, but we can do our best. Let’s tell God that we want to do our best to make choices that honor him.**

Sing “Give of Your Best to the Master.”



Lyrics are in the back of this book.

**Pray** ▶ **Thank you, God, for giving us choices. We ask you to help us make the right choices in our lives. In Jesus’ name, amen.**

## 2

## Let's Learn the Point!

### *Preschool Activities, pages 105-106*

At this time, have the preschool leader invite the preschoolers to go to their own room for this section of activities. Tear out the Preschool Activities page, and give it to the preschool leader. Have the preschool leader bring the preschoolers back to participate in Let's Pray! with the older children. If you prefer to keep all the children together, do the starred (\*) activities. They will work well with both elementary and preschool children.

### *Elementary Activities*

#### *\* Three Kings*

**Say** **The Bible tells about many people and the choices they made. Some of them chose to serve God; others chose to serve themselves. Today we're going to hear from three kings about the choices they made.**

Invite the volunteers to present their parts of the "Three Kings" script. After the three kings have spoken, have the children applaud the performers.

- Ask**
- **Why do you think the kings made the choices they did?**  
(Solomon wanted to please his wives; Jeroboam didn't want Israel to be one country again; they didn't trust God.)
  - **Do you think the kings were smart enough to know better?**  
(Yes, especially Solomon.)
  - **How do you think their lives would have been different if they'd made better choices?** (God would have helped them; they would have been better kings; they wouldn't have lost what they had.)

**Say** **We generally think of kings as being smart and wise. But even the wisest man of all, Solomon, made bad choices. All three of these kings made bad choices. Nevertheless, God allowed each of these men to choose for himself what to do. God allows us to make our own choices, too. Let's find out why.**

#### *\* Not a Puppet*

Ask the children to find partners and face each other.

**Ask** • **What is a marionette?**

If you have a marionette, demonstrate how it works.

**Say** **One of you will be the marionette, and one will be the puppeteer. The puppeteer controls the marionette with strings attached to a wooden cross. When the puppeteer raises the right part of the cross, the puppet's right leg and arm move.**

*(continued on page 107)*



# The Kingdom Divides

Session 8

1 Kings 11:28–12:24

## Worship Theme:



God gives us choices.

## Easy Prep for Leaders

**Jeroboam Gets the Kingdom**—Find action figures to represent King Solomon and Jeroboam. Photocopy the “Map of Israel” at the end of this session, and cut apart the 12 pieces of Solomon’s kingdom. Put a tape loop on the back of each piece, and put the map back together on a sheet of paper.

## Using Theo

Consider using Theophilus the FaithRetriever puppet today in these ways:

- Have Theo lead the preschoolers from the main worship area to the preschool room.
- Have Theo choose milk during the activity titled “I Choose.”
- See the KidsOwn Worship Kit for a puppet skit written for today’s worship session.



## Jeroboam Gets the Kingdom

Have the children sit in a circle on the floor.

- Ask** • Have you ever gotten in trouble because you did something wrong? Tell us what happened.
- Has your mom or dad ever had to take away a toy you were playing with because you weren’t playing nicely? Tell us what happened.

**Say** Something like that happened to King Solomon. He made a bad choice, and God had to take away something that belonged to him. Show children the the King Solomon action figure.

**This is King Solomon. Everyone say hello to King Solomon.** (Pause.) **The Bible tells us that God told King Solomon to obey. God said King Solomon would rule over a great kingdom if he obeyed God.** Show children the map.

**There were 12 pieces of Solomon’s kingdom. This map shows Solomon’s kingdom. See the lines on the map? The lines show the boundaries of the kingdom, and they show that Solomon’s kingdom had 12 parts. Let’s count the 12 parts of Solomon’s kingdom.** Count with the children.

**Solomon followed God for a while, and he ruled his kingdom wisely. He made good choices for a while. But then he made a really bad choice. Solomon chose to worship other gods.** Turn Solomon to face away from the map.

- Ask** • Why do you think God was not happy about Solomon’s choice?

**Say** Everyone say, “That was a bad choice, Solomon.”

Show children the other action figure. **This is Jeroboam. One day a prophet came along. A prophet is someone who listens to God and tells people what God says. This prophet told Jeroboam that God would take 10 parts of Solomon’s kingdom away from Solomon and give them to Jeroboam. Jeroboam would be the new king. God decided to do this because Solomon chose to turn his back on God.**

**Let’s count 10 parts of the kingdom and put them in front of Jeroboam.** Allow the children to count 10 pieces of the kingdom, take them off the map, and put them next to Jeroboam. **The prophet told Jeroboam that God would be with him if he obeyed God and did what is right. Everything happened just as God said it would. Jeroboam became king over 10 parts of Solomon’s kingdom. At first Jeroboam made good choices to follow God, but later he made some bad choices just as Solomon did. Jeroboam made two gold cows for the people to worship. Let’s all say, “That’s a bad choice, Jeroboam!”** Point to the Jeroboam figure.

**Ask** • Why was that a bad choice?

**Say** God gives us choices. Some of our choices make God happy. Some make God sad. Solomon and Jeroboam both made good choices and bad choices. Let’s talk more about choices.

## I Choose

Have the children sit at tables. Hold up the two drink choices.

**Say** Choose which drink you want. Raise your hand if you choose juice. Give those children juice. Raise your hand if you choose milk. Give those children milk. Let the children drink their juice or milk.

**You just made a choice about what to drink. We have a lot of choices to make every day. Some choices are good, and some choices are not good.**

**Ask**

- What's an example of a good choice?
- What's an example of a bad choice?

**Say** Loving one another is a good choice that God wants us to make. Let's show love to each other. Allow the children to demonstrate ways to show love to each other.

**Ask**

- Why is it a bad choice to disobey our parents?
- Why is it a bad choice to run into the street?

- How can we know we're making good choices?

**Say** When we follow what God says, we know we're making good choices. Let's have a parade. As we march in our parade, let's chant, "I choose to obey God!"

March around the room with the children chanting, "I choose to obey God." Then march the children to an area of the floor where they can sit together.

### ALLERGY ALERT



Be aware that some children have food allergies that can be dangerous. Know your children, and consult with parents about allergies their children may have. Also be sure to read food labels carefully as hidden ingredients can cause allergy-related problems.

## \* Open and Closed

**Say** God lets us make choices. Even though you're small, you have choices to make every day.

**Ask** • What are some choices you get to make?

**Say** We're going to play a game called Open and Closed. I have two stamps here. I'm going to choose one to stamp on my hand. After stamping your palm, show the children how nice the stamp looks.

**Ask** • Why should we choose to share?

**Say** I have a choice to make. I can open my hand to do what is right, or I can close my hand and do what is not right. (Pause.) If you think I should choose to open my hand to do what is right, open your hand. (Pause.) I think you're right. I should open my hand to do what is right. Choose which stamp you want on your hand. Allow the children to choose a stamp.

**You have choices to make every day. Pretend your mom asks you to help her empty the wastebaskets.**

**Ask** • What does God want you to do?

**Say** You can open your hand and do what is right, or you can close your hand and do what is not right. Open your hand if you think you should help your mom.

**Ask** • What should you do if your friend says something mean to you?

- Should you close your hand and hit him?

- Should you open your hand and do something nice?

- What nice thing could you do?

**Say** We thank God for giving us choices every day. Let's all open our hands and tell God we want to do what is right. Let's say this together,

Here is my hand  
To do what is right.  
Help me, dear God,  
All day and all night.

(continued from page 104)

**Pretend to do that.** (Pause.) **If you are the puppet, watch the puppeteer and try to move around the room as directed. Then change places so the puppet can be the puppeteer.** Allow a few minutes of experimenting.

**Ask** • **What would you like or not like about being a puppet?** (It might be nice not to have to make decisions; I wouldn't like someone always telling me what to do.)

• **What would you like or not like about being a puppeteer?** (I'd get tired of always having to tell someone what to do; I'd like not being lonely.)

**Say** • **Raise your hand if you've ever wished your friends would just do what you want to do.**

**Ask** • **How fun would it be to play with someone who was your puppet all the time, doing everything you do?** (Not fun; boring; I'd like the company.)

• **Would life be fun for us if we were God's puppets and didn't get choices?** (It would get boring.)

**Say** • **This is why God gives us choices. Just as you would not want your friends to be puppets, God does not want us to be puppets. God gave us free choice. We can choose to serve God or not.**

**Ask** • **How can God still care about what we do and give us free choices?** (God loves us so he wants us to choose to love him; God wants us to learn to make good choices.)

**Say** • **God gives us choices, and he is honored when we choose well. When we choose well, we choose things that are right and good. God gives us guidance to help us make the right choices.**

## *Choose Your Own Ending*

**Say** • **In this activity we're all going to write a story together. But this story is different from most stories. Most stories have one beginning and one end. This story will have many different endings because you'll all get a chance to choose what the main character will do and come up with a consequence for his choice. Let's get started. Here's the beginning of the story.**

**It was Friday afternoon, and the last bell had just rung. School was out! Jeremy sprinted toward the bike rack. Darren had invited him over to play video games. If he hurried, he and Darren would have two whole hours to play before dinner. Then he remembered what his mom said that morning. "Jeremy, you've got to come home right after school. I need you to stay with your little sister while I go shopping." Jeremy's heart sank, and he turned his bike toward home. Darren said, "Come to my house for just a little bit. If we hurry, you can help me get past**

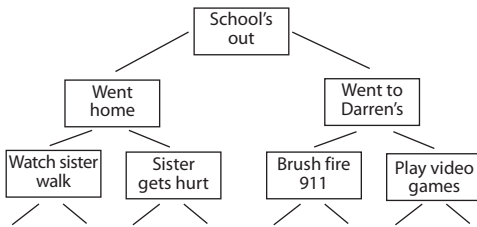
**level 7 and still get home in time to watch your sister.” Jeremy has a decision to make. What will he do?**

Write “School’s Out!” at the top of the newsprint.

**Say** **Let’s come up with one good decision and one bad decision that Jeremy could make.**

Help the kids come up with a good decision, such as “Jeremy went home because his mom asked him to,” and a bad decision, such as “Jeremy went to Darren’s house.”

Write a phrase to represent one of the decisions below and to the left of the words “School’s Out!” Write a phrase to represent the other decision below and to the right of “School’s Out!” See the margin illustration.



**Say** **Now let’s figure out what might happen next. Let’s come up with two things that might happen if he makes the decision on the left and two things that might happen if he makes the decision on the right. Let’s choose a good thing and a bad thing for each side.**

Help the children choose what might happen next. For example, if Jeremy goes home, he might watch as his sister takes her first steps, or he might be so busy talking to Darren on the phone that he forgets to watch his sister and she falls off the couch and gets hurt. If Jeremy goes to Darren’s house, he might notice a brush fire on the way there and be able to call 911, or he may be so busy playing video games that his mom can’t get to the store to buy groceries and they have to eat cereal for dinner.

Write a short description of each of the four consequences underneath the previous descriptions. See the margin illustration for guidance.

Go through the process one more time so that you have eight potential consequences written on the newsprint.

If you have time and your children are older elementary kids, give the children paper, pencils, and another scenario. Have the children work with a partner to come up with two consequences—make sure both partners write down the consequences. Then have them each take their papers, find new partners, and come up with four consequences. Have them all find new partners and come up with eight consequences. Get the entire group’s attention. Have a few children share the consequences they’ve come up with.

**Say** **Every day we face choices like these. Our choices can cause our lives to go in many different directions. Every time we make a decision about what to do, we should try to think ahead to consider what the consequences of our choices might be.**

- Ask**
- **How can we know what the consequences might be?**  
(Sometimes people tell us; sometimes we know from experience; we can watch other people to learn.)
  - **When would we not know what the consequences will be?**  
(When we do something we’ve never done; when we don’t pay attention to other people.)

- **How can you make a good decision about what to do?** (Pray; ask God for wisdom; ask my parents for advice; ask you.)
- **Sometimes even when our character disobeyed, some good resulted. Why is that still a bad reason to disobey?** (He couldn't know there would be a good result; he should pay attention to his mom; he should do what God tell us to do.)
- **Why do you think God lets us choose what we do even though we sometimes choose to do the wrong thing?** (We love God more when we choose to; we learn from choices; our choices show others how God wants people to live.)
- **What do we learn when we choose wisely?** (Good choices make us feel good; that people respect us more.)
- **What do we learn when we choose to do the wrong thing?** (To not do it again; to listen to teachers.)
- **How would things be different if God made all our decisions for us?** (Easier; not as interesting; we wouldn't be who we are.)

## **Worship Leader Tip**

If your children are younger, come up with only good consequences when Jeremy chooses to obey and come up with only bad consequences when Jeremy chooses to disobey. With older children, the discussion questions will allow you to make the point that, even if some good might result when we disobey, the good still isn't a justification for disobedience.

**Say** ➤ **God knows everything. He knows that a lot of the time we make wrong choices. But God also knows that we can learn from wrong choices, just as we learn from good choices.**

**God wants us to have the freedom to choose so that when we choose to obey him by doing the right thing, we're doing it because we love him and want to serve him. Let's thank God for giving us choices.**

## **3** **Let's Pray!**

### *The Offering*

**Say** ➤ **We learned today that God gives us choices. God doesn't make us give an offering to him. It's our choice to give as a way to show how much we love him. As we pass the offering bowl today, say a sentence prayer to thank God for giving you choices.**

Take the offering.

### *Choices to Make*

**Say** ➤ **Raise your hand if you have some choices you need to make. (Pause.) We learned that God will help us make the right choice. If you would like to ask God to help you choose wisely, come up front.** Wait for children to come to the front.

**Raise your hand if you'd like to pray aloud for all the people in this room who need to make choices this week.**

Choose a volunteer to pray aloud.

## *Closing Prayer*

**Pray** ➤ God, thank you for letting us make choices. We praise you because you don't force us to do anything: You let us decide whether to worship you, and you let us decide whether to serve you. Help us to be wise in the choices we make. And help us make choices that will please you. We want to please you because we love you. In Jesus' name, amen.

# Three Kings

**Solomon:** Hello. My name is King Solomon. I was king in Israel for 40 years. Things started out well. God gave me wisdom, and I used my wisdom to make Israel a strong nation. I built a Temple for God. I wrote many proverbs and other wisdom literature. For a while, the choices I made served God.

But I made some poor choices. In my desire to make Israel a great nation, I hired many of my countrymen to build the city into a great city. I fear that I worked the people too hard.

Also, I married women from foreign nations, and these women didn't honor God. They served false gods. In my desire to please my wives, I turned away from God and worshipped these false gods, too. It was the downfall of my kingdom.

**Jeroboam:** Hello, my name is Jeroboam. I was one of King Solomon's officials. I was very skilled at my job, and the king put me in charge of a huge labor force. Because of my position, I could see that the people weren't altogether happy with Solomon's leadership. He was asking the people to do too much work for him.

One day, as I was walking out of Jerusalem, a prophet met me on the way. He was wearing a brand-new cloak. When we met, he took off his new cloak and tore it into 12 pieces. He told me that the 12 pieces of cloth represented the 12 tribes of Israel. He gave me 10 of the pieces of cloth. Then he explained what this all meant.

He said that because Solomon had worshipped false gods, his kingdom would be taken away from his sons after he died. Ten of the tribes of Israel would come to me, and I would be king. Only one tribe would go to Solomon's son. God told me that if I followed him my kingdom would be as grand as Solomon's.

Solomon tried to kill me because of what the prophet said. I had to flee to Egypt.

Later everything the prophet said came true. At first, I was a good king, but then I got scared. I thought that, if the people continued to go to Jerusalem to worship God, they would want to become one big country again.

So I made idols and set them up here in my kingdom for the people to worship so that they'd stay here. This was a sin before God.

**Rehoboam:** Hello. I am Rehoboam—Solomon's son. I expected to become king of all Israel after my father died. But that's not what happened. The entire country went to the town of Shechem to watch me become king. But Jeroboam heard about it all the way in Egypt and came back to steal the kingdom from me.

He and his followers confronted me and asked me to make sure that I treated the workers better than Solomon had. I told them to go away for three days and come back for my answer.

Some of my advisors told me to give in to Jeroboam's request. But other advisors told me to make the people work even harder. I chose to tell Jeroboam and all the people that I would make them work harder.

Then 10 of the tribes of Israel rebelled against me and made Jeroboam their king. I was left with only one tribe—the tribe of Judah.

I wanted to go to war to unite the kingdom again. But God told me not to. God said that everything had happened according to his plan. So we didn't fight Jeroboam and the 10 tribes of Israel.


Later I, too, abandoned God to worship false idols.

# Map of Israel



Permission to photocopy this handout from KidsOwn Worship® Leader Guide, Fall, granted for local church use. Copyright © Group Publishing, Inc. group.com





## ***Encouragement for Leaders***

Your love for children and willingness to share your time and effort will have an eternal impact. Thank you!

# Elijah Helps a Widow

1 Kings 17:7-24



### Worship Theme:




We honor God by trusting him.

### Weaving Faith Into Life:





As they make decisions in life, children will trust God.

Session Sequence	What Children Will Do	Supplies
<p><b>1</b> Let's Praise God! <i>(up to 25 minutes)</i></p>	<p><b>Sing</b></p> <ul style="list-style-type: none"> <li>• "I Sing the Mighty Power of God" (track 19)</li> <li>• "Trust in the Lord" (Proverbs 3:5-6) (track 11)</li> <li>• "'Tis So Sweet to Trust in Jesus" (track 1)</li> <li>• "He's the King" (track 2)</li> <li>• "Sing to Him" (1 Chronicles 16:9) (track 8)</li> </ul>	<p><b>KidsOwn Worship Kit:</b> <i>Songs From FaithWeaver,</i> <i>Lesson Videos DVD: "A Trustworthy Dog,"</i> Astronaut Ice Cream</p> <p><b>Classroom Supplies:</b> Bible, picture of a sad event, CD player, TV, DVD player</p> 

## Preschool

Session Sequence	What Children Will Do	Supplies
<p><b>2</b> Let's Learn the Point! <i>(up to 25 minutes)</i></p>	<p><b>It Never Ran Out</b> Role-play the Bible story with spoon puppets.</p>	<p><b>Classroom Supplies:</b> Bible, plastic spoons, fine-tip markers, yarn, scissors, glue</p>
	<p><b>* Acting It Out</b> Pantomime real-life situations dealing with trust.</p>	
	<p><b>Trusting Chant</b> Chant about trust in God.</p>	

Session Sequence	What Children Will Do	Supplies
<b>2</b> Let's Learn the Point! <i>(up to 25 minutes)</i>	<b>* What Will It Be?</b> Discuss decisions that show trust.	<b>Classroom Supplies:</b> Beanbag
	<b>* Steps of Trust</b> Hear a rap about Elijah and the widow, and talk about steps to take to show trust in God.	<b>KidsOwn Worship Kit:</b> <i>Songs From FaithWeaver:</i> "Your Word Is a Lamp" (Psalm 119:105) (track 10) 
	<b>Trust Who?</b> Evaluate trustworthy characteristics, and explore trusting untrustworthy people.	<b>Classroom Supplies:</b> Bible, CD player, construction paper, scissors, "Elijah Rap" (see activity)
	<b>Trust Who?</b> Evaluate trustworthy characteristics, and explore trusting untrustworthy people.	<b>Classroom Supplies:</b> Paper, pencils, tape

Session Sequence	What Children Will Do	Supplies
<b>3</b> Let's Pray! <i>(up to 10 minutes)</i>	<b>The Offering</b> Offer their gifts to God.	<b>KidsOwn Worship Kit:</b> <i>Songs From FaithWeaver:</i> "Sing to Him" (1 Chronicles 16:9) (track 8) 
	<b>T.R.U.S.T.</b> Name attributes of God, and say silent prayers of thanks.	<b>Classroom Supplies:</b> CD player, offering bowls
	<b>Responsive Prayer</b> Say Psalm 56:3 in a responsive prayer.	<b>Classroom Supplies:</b> Construction paper, marker
	<b>Responsive Prayer</b> Say Psalm 56:3 in a responsive prayer.	<b>Classroom Supplies:</b> Large poster board, marker

\* Starred activities can be used successfully with preschool and elementary children together. Customize your session to fit your needs. You can separate preschoolers and elementary children for Let's Learn the Point! Or, if you keep the children all together for the entire worship session, we suggest you choose from the starred activities.

# Elijah Helps a Widow

1 Kings 17:7-24

Under Rehoboam's rule, "Judah did evil in the eyes of the Lord" (1 Kings 14:22), and this pattern continued under most of the kings of Judah and Israel who followed. In today's passage, the king of Israel is Ahab, and he did more evil than any of the kings who had come before him (1 Kings 16:30). Because of that evil, God sent judgment on Israel in the form of a drought. The drought was also likely intended to show the powerlessness of Baal, the god worshipped in Israel, who was thought to be responsible for giving rain. In addition, God sent the prophet Elijah away from the land, leaving the Israelites without God's word and blessing. Elijah camped near a brook and trusted God to take care of him. God did take care of him, sending ravens to feed him morning and night.

The drought continued, and the brook dried up, but Elijah didn't panic. God had a plan that involved a poor widow in the town of Zarephath.

It's not known if the widow had previous knowledge of or faith in the God of Israel. We do know, however, that she lived in the heart of the land of Baal worship, the religion with which Israel had become infatuated and for which Israel was being punished. In fact, at that time, Sidon, the region in which Zarephath lay, represented the forces of evil aligned against God's people.

Whatever the widow believed, she chose to obey the prophet Elijah. She gave up her last bit of food, did as Elijah requested, and was rewarded by having all the food she, Elijah, and her son needed.

Later, when the widow's son grew ill and died, Elijah was apparently still staying with her. The woman assumed that her son's death was a result of some sin she had committed and that Elijah's presence in her house had alerted God to her sin. So she blamed Elijah.

The child's death was an opportunity for God to lead the widow a step further in her faith journey. Her first response to her son's death was to lash out at God by lashing out at Elijah, God's prophet. The Bible doesn't state that God commanded Elijah to raise the child from the dead. But Elijah had faith that God intended this child to live. Acting on this faith, Elijah cried out to God, and God brought the child back to life. This is the first instance recorded in the Bible of someone being raised from the dead.

The widow's response revealed her true trust in God. Elijah demonstrated his powerful faith, and as a result, the widow believed in God. Yet God's people, the people of Israel, remained unfaithful, worshipping the pagan god Baal.

## **Devotion for Leaders**

A growing faith in Jesus brings peace of mind despite negative circumstances.

**Weaving Faith Into Your Life:** Elijah was a man without a land, shelter, food, water, or fellowship. But his faith allowed him to serve God with willingness and thankfulness. What are you most afraid of? How has that fear disabled your ability to experience God in his fullness? Pray now to begin the process of releasing that fear and trusting God to provide for you through it.

## Why We Worship for Leaders

The story of Elijah, the widow, and her son makes it clear that God cares about individuals. At the same time that God was working in Elijah's life by leading him to the widow in Zarephath, God was also preparing the widow to meet Elijah. Both Elijah and the widow were obedient to God, trusting God to provide for their needs. God took care of Elijah, God took care of the widow and her son, and God takes care of us.

God asks us to honor him by putting our trust in him. Entrusting our whole selves to God is an act of obedience; 1 Samuel 15:22b says, "To obey is better than sacrifice." Scripture tells us that God delights in our obedience, in our trust in him. Let's please God in our worship today, letting God know that we trust him in all things.

## Easy Prep for Leaders

### Let's Praise God!

- Set up a TV and DVD player. Watch "A Trustworthy Dog" on the *Lesson Videos* DVD at least once before the worship session so you're familiar with the content.
- Locate a picture that represents memories of an unhappy or frightening event you've experienced. Put the Astronaut Ice Cream from the KidsOwn Worship Kit in your pocket.

### Steps of Trust

- Enlist two or three teenagers to present the rap version of the Bible story. Photocopy the "Elijah Rap" (see activity), and ask the teenagers to practice the rap ahead of time.
- Prepare "steppingstones" by cutting pieces of construction paper or cardboard to look like stones.

**T.R.U.S.T.**—Write one letter of the word *trust* on each of five pieces of construction paper.

**Responsive Prayer**—Write the words of Psalm 56:3 on a large poster board.

**Preschool Activities**—Refer to the preschool pages for preparations.

## 1 Let's Praise God!

Play *Songs From FaithWeaver* as children arrive. Welcome the children warmly, greeting each one by name. Designate a few children to be greeters, and ask them to say to those coming in, "You can trust Jehovah-Jireh." Ask children to think about who Jehovah-Jireh might be and what the words might mean.

When everyone's arrived, begin worship.

**Say** Welcome, everyone! I am so glad to see you in children's church.

**Ask** • What does *Jehovah-Jireh* mean?



**Say** *Jehovah-Jireh* means “the Lord will provide.” God is a great and mighty God. One of the greatest things about God is that we can always count on him. God can be trusted. God will do what he has promised, and God means what he says. God will always provide what we need. God tells us that our praise pleases him. Let’s sing about God’s might and power and think about how pleased God is when we trust him.

Sing “I Sing the Mighty Power of God.”



Track 19

Lyrics are in the back of this book.

**Say** I’d like you to trust me right now even though I’m going to say something that will be hard to believe. Are you ready to trust what I say? (Pause.)

I have ice cream in my pocket.

- Ask**
- Do you trust that I really do have ice cream in my pocket?
  - How could it be true that I have ice cream in my pocket?
  - Is it easy or hard to trust that I have ice cream in my pocket?
- Explain.**

Show the kids the Astronaut Ice Cream. Break it into very small pieces, and give each child a small bite to taste. Explain that it really is ice cream that has been freeze-dried.

**Say** Some of you may have trusted me because I asked you to. Some of you may have trusted me because you know that I’m trustworthy and I’ve never lied to you before. Some of you may still have had a few doubts, but that’s OK. Even though I was really telling the truth about the ice cream, I’m not as trustworthy as God is.

Let’s watch a DVD clip about trust.

Watch the *Lesson Videos* DVD video titled “A Trustworthy Dog.” The video shows the trust between a blind woman and her Seeing Eye dog.

- Ask**
- **Why did this person need to trust the dog?** (Because she couldn’t see where to go; because she would probably get hurt without the dog.)
  - **Why do we need to trust God?** (God knows everything; God knows what we should do; God doesn’t want us to get hurt.)
  - **How is trusting the dog like or unlike trusting God?** (It’s like trusting God because she had to believe the dog would guide her; it’s not like trusting God because the dog doesn’t know everything.)

**Say** This dog was trustworthy, but you can be sure that God is more trustworthy!

Trusting God means believing that what God says is true. One thing we can know for certain: We can trust that God will meet our needs. Let’s play the Popcorn trust game. If your name is called, stand up very quickly and say, “I trust God to…” and fill

## ALLERGY ALERT

See Session 2.



in the blank with something you can trust God for. When you're finished, say "Popcorn" and someone's name. That person will stand up and say, "I trust God to..." and say something he or she trusts God to do. Then the second person will say "Popcorn" and someone's name. Are you ready? I'll begin.

**I trust God to love me. Popcorn,** [child's name].

Encourage the children to jump up, respond quickly, and then call on someone else. When everyone has had a chance to say something, open your Bible to Proverbs 3:5-6. Show the children the verse, and read it to them.

**Say** Sometimes the songs we sing come directly from the Scripture. "Trust in the Lord" is one of those songs. It reminds us that if we trust in God, God will show us how to live our lives. Let's sing "Trust in the Lord" together.

Sing "Trust in the Lord" (Proverbs 3:5-6).



Lyrics are in the back of this book.

**Ask** • What types of things made you sad or upset this week?

Allow children to share things that made them sad.

**Say** When we've been looking forward to a fun day at the park or a picnic with our families and all of a sudden it begins to rain, we may be disappointed. Sometimes things happen that make us unhappy or frightened. Show a picture (either a personal photo or a picture you have selected from a magazine) that illustrates such an event.

**No matter what happens in our lives we can trust our Lord.**

Sing "'Tis So Sweet to Trust in Jesus."



Lyrics are in the back of this book.

**Say** God promises us many things in his Word. He promises eternal life with him if we have a relationship with his Son, Jesus. Another thing we can count on is that there is no one like God. God alone is God—the king of all creation. Singing our praises to God honors God. Let's praise God for the promises we have from him by singing "He's the King."

Sing "He's the King."



Lyrics are in the back of this book.

**Say** The Bible tells us to worship the Lord with song. Let's use the words of 1 Chronicles 16:9 to sing praises.

Sing "Sing to Him" (1 Chronicles 16:9).



Lyrics are in the back of this book.

**Say** We have worshipped God by singing praises. Now let's worship God by praying.

**Pray** ➤ God, thank you for being trustworthy. Thank you for keeping your word and for being someone we can always count on. Help us to please you by trusting you even when it's hard. In Jesus' name, amen.

## 2 Let's Learn the Point!

### *Preschool Activities, pages 121-122*

At this time, have the preschool leader invite the preschoolers to go to their own room for this section of activities. Tear out the Preschool Activities page, and give it to the preschool leader. Have the preschool leader bring the preschoolers back to participate in Let's Pray! with the older children. If you prefer to keep all the children together, do the starred (\*) activities. They will work well with both elementary and preschool children.

### *Elementary Activities*

#### *\* What Will It Be?*

- Ask** ➤
- **What does the word *trust* mean?** (It means to believe someone; to expect someone to keep promises.)
  - **What are some things you do at school or with your friends or at home that show that you trust someone or something?** (I believe what my friends tell me; I do what my friends think I should do; I ask my parents to help me sometimes.)

**Say** ➤ **Having trust in someone means having a very strong belief or confidence in that person's honesty and reliability. It means believing the person will do as he or she says and will act in a just way. I'm going to give you some scenarios of situations where choices must be made. I'll have the beanbag in my hand. If I throw the beanbag to you, tell me what choice you would make to show trust in the person or thing.**

**A child climbs a tree and then becomes frightened. He screams for help. His dad comes out of the house, follows the child's voice to the tree, and stands under it, looking up. He holds his arms out, calling to the child to jump into his arms. What actions will follow to show trust?** Throw a beanbag (or soft ball) to someone, wait for the response, and then collect the beanbag. If you have a large group, toss the beanbag to another child to allow more kids to give responses.

**You were playing football at a friend's house. Because you played so hard, you need to sit down for a while. On the back porch is a big, comfortable-looking hammock, but a few of the many ropes holding it up are broken. Next to the hammock is**

*(continued on page 123)*



# Elijah Helps a Widow

Session 9

1 Kings 17:7-24

## Worship Theme:



We honor God by trusting him.

## Easy Prep for Leaders

**It Never Ran Out**—Set out fine-tipped markers, 1-inch and 3-inch lengths of yarn, glue, and a plastic spoon for each child.

## Using Theo

Consider using Theophilus the FaithRetriever puppet today in these ways:

- Have Theo lead the preschoolers from the main worship area to the preschool room.
- Have Theo lead the children in the “Trusting Chant” activity section.
- See the KidsOwn Worship Kit for a puppet skit written for today’s worship session.



## It Never Ran Out

**Say** We are going to make spoon puppets, which we will pretend are the characters in our Bible story today. The people in our story learned how important it is to trust in God.

Give each child a spoon. Let the child choose whether the spoon puppet will be a boy (with short yarn for hair), a man (with yarn for a beard), or a woman (with longer yarn for hair). Help the children draw faces on the backs of the spoons with the fine-tipped markers. If your preschoolers are young, you may want to draw the faces on the spoons before the children arrive. Help the children glue the yarn on the spoon for hair, beard, or both. When children have finished their puppets, have them hold them by the handles. Gather the children in the story area, and open your Bible to 1 Kings 17:7-24.

**Say** If your spoon puppet is a woman puppet, you are the widow in the story. Do you know what a widow is?

A widow is a woman whose husband has died. In Bible times, a widow sometimes had no one to take care of her. If your puppet is the widow, hold it up for us to see. Move it to show that she is sad because she has no husband to help her.

If your spoon puppet is a little boy, you’ll be the widow’s son in our story. Wave your spoon puppet if it’s a boy puppet.

If your spoon puppet is a man, you’ll be Elijah in the story.

Elijah was staying close to a brook, but no rain came, so the brook dried up, and there was no water. God told Elijah to go to another town where a widow would give him food. If your puppet is Elijah, hold him up and show how he “listens” to what God is telling him to do.

**Elijah obeyed God by leaving the brook and going to the widow’s town.** Encourage children with Elijah puppets to make them “walk.” **When Elijah got to the town, he saw the widow at the gate. Her son may have been with her.** Tell the widow-puppet children and the boy-puppet children to hold their puppets up for “Elijah” to see. **Elijah asked the widow to bring him some water and bread.** Encourage children with Elijah puppets to pretend they talk to the widow puppets.

**The widow told Elijah that she had only enough flour and oil for her son and herself to have one meal.** Encourage widow-puppet children to “talk” back to Elijah, perhaps shaking the widow puppets’ heads no. The boy puppets should be watching.

**Elijah told the widow not to be afraid and to make some bread for him before she made anything for herself and her son. After she did that, she could make another meal for herself and her son.**

**Ask** • The widow and her son were hungry. Do you think it was hard for the widow to make food for Elijah instead of her son and herself?

**Say** The widow did as Elijah asked. Have the children with the widow puppets pretend to make bread.

**Elijah told the widow that God would take care of her and that her flour and oil would not run out if she obeyed God. And God kept his promise. Every day there was enough flour and oil to make meals for the day.**

## It Never Ran Out (continued)

**Ask** • What did the widow do that was good?

**Say** The widow's son became very sick. He stopped breathing. Have the children with the boy puppets lay their puppets down. The widow was very upset. Encourage the widow-puppet children to make the puppets act sad.

Elijah took her son, carried him to his room upstairs, and laid him on the bed. Have the children make the Elijah puppets "stand" next

to the boy puppets. **Elijah prayed to God. God answered Elijah's prayer and made the boy alive and well again.** Encourage the boy-puppet children to have the puppets hop up.

**The widow was so excited.** Tell the widow-puppet children to have them jump up and down. **She said to Elijah, "Now I know that the word of the Lord is true." Elijah, the widow, and her son were very happy.**

### \* Acting It Out

**Say** Elijah, the widow, and her son trusted God. God is happy when we trust him. That is what God wants us to do. We're going to act out some things that might happen to us. I'll ask one of you at a time to come and let me whisper something in your ear. Your job is to act it out for the other boys and girls. You can't talk; you must act it out silently. The rest of us will try to guess what you're acting out.

Choose real-life situations (falling down and getting hurt, getting lost in a store, being scared at night). Select one child at a time, and whisper the situation in his or her ear. Remind the child to act out the situation without speaking. Give the others the opportunity to guess what is being acted.

After each situation has been guessed,

**Say** Right! Very good. Summarize the action. For example, he's trying to go to sleep, but he's scared.

**Ask** • What do you think he [or she] could do to show that he [or she] trusts God?

• How does God feel when we trust him?

**Say** Many things may happen to us that make us afraid or confused. But God is happy when we trust him to help us. God wants us to believe that he will take care of us.

### Trusting Chant

**Say** Let's play a clapping game and chant a song together about trusting God. First, let's practice our clapping.

Have children sit in pairs on the floor facing each other. Demonstrate with a partner how they will clap as they chant the words. Slap your legs twice, clap your hands together twice, then clap your partner's hands twice as your partner does the same. Allow children to practice the clapping several times.

**Say** The words to this chant spell out the word *trust*. We spell *trust* T R U S T. Listen while I say the first part of the chant.

T for trust—we trust God.  
T for trust—we trust God.  
T for trust—we trust God.  
God wants us to trust him.

As you say the words, do the clapping motions, showing the children how they will clap as they chant (each syllable will have a clap).

**Say** Now let's practice together with our partners. Lead the children in saying the words as they clap.

**Say** Nice job! Let's try another verse.  
R for right—God is right!  
R for right—God is right!  
R for right—God is right!  
God wants us to trust him.

Continue with the clapping game as you add the other verses.

**Say** U for us—God loves us,  
U for us—God loves us.  
U for us—God loves us.  
God wants us to trust him.

S for strength—God is strong.  
S for strength—God is strong.  
S for strength—God is strong.  
God wants us to trust him.

T for truth—God's truthful.  
T for truth—God's truthful.  
T for truth—God's truthful.  
God wants us to trust him.

(continued from page 120)

**a chair with some mud on it. It's dirty and doesn't look quite as comfortable, but it's sturdy. Which resting place will you choose?** Toss the beanbag to another child, wait for the response, and then collect the beanbag. Give others time to answer, too.

**A friend asks you to come home with him after school to play video games. Last time you were at his house, he wanted you to play some games that you knew your parents wouldn't want you to play. He said, "What they don't know won't hurt them." Even though he says he doesn't have the games anymore, you aren't sure you can believe him. What will you do?** Toss the beanbag, wait for the response, and then collect the beanbag.

**God says in the Bible that God's followers should give a portion of their money to him. You have made it a habit to bring a tithe of the money you make each week from allowance or odd jobs. You've been saving money all summer for a new bike and finally have enough to get it—just in time for the big neighborhood bike race. Then you remember that you haven't given your tithe. What will you do?** Toss the beanbag, wait for a response, and then collect the beanbag. Give other children time to answer, too.

**Trusting God is a choice we make again and again—every day—as we make decisions. We can choose to believe God, or we can choose not to believe God. The decisions we make will show whether or not we trust God.**

### \* *Steps of Trust*

Invite the teenage volunteers to come forward.

**Say** I have my Bible open to 1 Kings 17:8-15. These verses tell the story of a prophet named Elijah, who followed the instructions God gave him step by step. Elijah trusted that God would provide for him.

**As our guests tell this story of Elijah and the widow, listen for the steps each took in obedience to God. Every time you hear an action or decision that shows trust in God, hold a finger up. Let's see how many fingers we have up when we're finished.**

Have the teenage volunteers present the following story in a rap beat.



## ***Elijah Rap***

Elijah listened—he heard a sound.  
The Lord was tellin’ him to head to town.  
A widow’s there, the Lord did say,  
She’ll be at the gate—workin’ away.  
Sure enough, as Elijah arrived,  
There was the widow—God had not lied.  
Elijah was thirsty—hungry, too.  
He asked the widow for a drink and some food.  
She was willin’ to get him some water to drink.  
But askin’ her for bread? What did this man think?  
“I have no bread, only flour and oil,  
And little of that to show for my toil.  
My son and I, we’ll soon die;  
There’s no food to eat, as hard as I try.”  
Elijah answered her, “Don’t you fear,  
The Lord will furnish just as sure as you’re here.  
Make me a cake and then one for yourself.  
The Lord will provide for your family’s health.”  
The woman did just as he said.  
Her flour and oil made him some bread.  
There was plenty left over for her and her son.  
It wouldn’t run dry till the rain did come.  
It just goes to show that you can trust God’s Word.  
God does what he says, as the widow learned.

Permission to photocopy this box from KidsOwn Worship® Leader Guide, Fall, granted for local church use. Copyright © Group Publishing, Inc. group.com

**OK to copy**

### **Ask** • How many fingers do we have up?

Discuss the steps of obedience Elijah and the widow took. You may want to have the volunteers read the rap a second time.

Place the construction paper “steppingstones” on the floor to make a path winding through the room. Select someone to stand on the first step. As others answer the questions below, your volunteer should take a step along the path.

### **Ask** • When did your first finger go up?

- **What is the first step Elijah took to show he trusted God?** Ask the volunteer to take a step.
- **What is a step the widow took to show her trust in God?** Ask the volunteer to take a step.

- **What was another step of trust in the story?** Continue allowing children to name steps of trust in the story as the volunteer steps forward on the path each time a step of trust is mentioned.
- **What are some steps of trust you've taken in your life?** As kids mention things they've done to show trust in God, have the volunteer continue to move until he or she reaches the end.

**Say** **God leads us step by step. We can learn to walk in God's ways by reading the Bible, listening to his voice, and learning from other Christians. Let's sing a song that talks about the way God guides us.**

Sing "Your Word Is a Lamp" (Psalm 119:105).

Lyrics are in the back of this book.



**Track 10**

## *Trust Who?*

**Say** **We can trust many people to take care of us and to meet our needs. But the problem with people is just that—they're people. All people make mistakes. All people will let us down at some time, no matter how hard they try not to. God is the only one we can always trust. When we believe and trust God, we honor God.**

**You'll be getting into groups of three or four. After you're in your groups, I want you to listen carefully to the instructions I'm going to give you.**

Help the children form groups of three or four, being careful to include a mixture of ages in the groups.

**Say** **After I read you the problem, I want you to discuss it in your group and determine two things: What characteristics would you look for in a person you could trust in this situation? What would be the consequences if you selected someone who did not prove to be trustworthy?**

**Are we ready?**

Give each group paper, a pencil or marker, and some tape.

**Say** **Listen to the dilemma. You just started playing trumpet in beginning band class. Your parents bought a trumpet for you, giving you the responsibility to take good care of it. One afternoon after school, your friend wants to get out your trumpet to see if he or she can play it. How will you decide whether or not you can trust this person? That's the first thing you need to decide. The next thing you need to discuss is what might happen if the person is not trustworthy?**

Give each group time to discuss thoughts about the questions.

**Say** **Choose someone to be your recorder. The recorder will write on the paper the characteristics you chose for the trustworthy person. Tape the paper to the back of another person in your group who will represent the person you trust.**

Give children time to complete this activity.

**Say** Now I want you to select another person from your group to demonstrate the possible consequences if you choose a person who is not trustworthy. In your group, plan a way this person can act out or show in another way what those consequences might be.

Allow children time to complete this part of the activity. Gather the children in a common area.

**Say** Those of you who represent the trusted person, come up here in front of our group. Turn your backs to us, and let's see what characteristics your groups listed.

Choose volunteers to read some of the characteristics. Discuss them as they are read.

**Ask** • What are some of the common characteristics of people we can trust? (They do what they say they'll do; they tell the truth; they make good choices.)

Thank the trustworthy representatives, and ask them to sit.

**Say** Now let's have those of you who represent the consequences of poor choices come to the front.

Allow kids to demonstrate one at a time what might be the consequences of trusting a person who was not trustworthy. Let kids guess what each actor is demonstrating.

**Say** We've looked at the characteristics of people who can be trusted.

**Ask** • What are some of the characteristics of God that let you know you can trust God? (God keeps his promises; God really loves us; God knows everything.)

• What might be the consequences of trusting people rather than God? (People might make mistakes; people might want you to do something for their own reasons.)



## 3 Let's Pray!

### *The Offering*

**Say** Elijah trusted God so much that he went where God told him to go. God blessed him for that. The widow trusted God so much that she shared what little food she had with Elijah. God blessed her for that. God asks us to share with others the talents and gifts he has blessed us with. God wants us to trust that he'll use our talents and gifts to make good things happen. We trust God with our offering. The money we bring is used to tell others about God and to help take care of God's church.

Play "Sing to Him" (1 Chronicles 16:9) as you take the offering.



Track 8

## T.R.U.S.T.

Ask for five volunteers to hold up the papers you prepared to spell *trust*. Name an attribute of God represented by each letter. For example, T could stand for trustworthy (we can count on God); R could stand for righteous (God always does what's right); U could stand for understanding (God knows all about us and loves us anyway); S could stand for strong (God can do anything); T could stand for truth (God IS the truth). After you name the attribute, give the children a time of silence to thank God for that part of his character that helps us to trust God.

**Pray** **Thank you, God, for being a God we can trust in every situation. Thank you for showing us that you will take care of us. Help us to honor you by putting our trust in you and by giving ourselves to you. In Jesus' name, amen.**

## Responsive Prayer

Show the children the poster you prepared with the words of Psalm 56:3: "When I am afraid, I will trust in you."

**Say** **Let's read this verse together.** Lead the children in reading the verse.  
**I'm going to say a brief prayer to God. When I pause, I want you to respond with this verse.**

Have children do the following motions as they respond:

For *I* point to yourself.

For *afraid* put both hands at chest level and form loose fists with palms facing your body. Then jerk the fists completely open as though startled.

For *trust*, put both hands at chest level, right hand above left, then grab as though grabbing a rope.

For *you* (God), put your right hand in front of your face, fingers together, and palm facing left. Bring your hand straight down from nose level to waist level.

**Pray** **God, we know that we honor you by trusting you. Sometimes we are frightened about things. Help us remember that...**

Lead children in saying, "When I am afraid, I will trust in you."

**Sometimes I worry about things, but help me remember that...**

Lead children in saying, "When I am afraid, I will trust in you."

**Sometimes I'm nervous or upset, but help me remember that...**

Lead children in saying, "When I am afraid, I will trust in you."

**Sometimes I am afraid to give myself to you, Lord, but help me remember that...**

Lead children in saying, "When I am afraid, I will trust in you."

# Elijah Challenges the Prophets of Baal

1 Kings 18:16-40



### Worship Theme:




God is the one true God.

### Weaving Faith Into Life:





Children will focus on God's presence in their lives through worship.



Session Sequence	What Children Will Do	Supplies
<b>1</b> Let's Praise God! <i>(up to 25 minutes)</i>	<b>Sing</b> <ul style="list-style-type: none"> <li>• "My God Is" (track 4)</li> <li>• "Sing Unto the Lord" (track 9)</li> <li>• "He's the King" (track 2)</li> <li>• "Let Your Light Shine" (Matthew 5:16) (track 6)</li> <li>• "The One and Only Lord" (Mark 12:29) (track 14)</li> <li>• "How Wide?" (Ephesians 3:18) (track 12)</li> </ul>	<b>KidsOwn Worship Kit:</b> <i>Songs From FaithWeaver</i>   <b>Classroom Supplies:</b> CD player; old pennies; ¼ cup each ammonia, white vinegar, and water; 3 clear containers with lids; ball

## Preschool

Session Sequence	What Children Will Do	Supplies
<b>2</b> Let's Learn the Point! <i>(up to 25 minutes)</i>	<b>Real or Not?</b> Explore real and artificial items.	<b>Classroom Supplies:</b> Silk flower, silk plant, artificial fruit, real flower, real plant, fruit for snacks, 5 brown bags
	<b>Elijah's Effort</b> Hear the story in rhyme.	
	<b>* A Heart for God</b> Make a handprint, and learn a poem.	<b>Classroom Supplies:</b> Construction paper, marker, scissors, washable paint, wide paintbrush, wet wipes, glue



Session Sequence	What Children Will Do	Supplies
<b>2</b> Let's Learn the Point! <i>(up to 25 minutes)</i>	<b>* "The God-Tiques Roadshow"</b> Watch a clip about "appraising" gods.	<b>KidsOwn Worship Kit:</b> Lesson Videos DVD: "The God-Tiques Roadshow" 
	<b>* True Altar, False God</b> Explore the Bible story with a paper-sculpting activity.	<b>KidsOwn Worship Kit:</b> Scratch Art Paper 
	<b>No Distractions</b> Think about how things can distract us from the one true God.	<b>Classroom Supplies:</b> Newspaper ads, catalogs

Session Sequence	What Children Will Do	Supplies
<b>3</b> Let's Pray! <i>(up to 10 minutes)</i>	<b>The Offering</b> Offer their gifts to God.	<b>KidsOwn Worship Kit:</b> Songs From FaithWeaver: "Praise Him" (track 5) 
	<b>Who Is Our God?</b> Brainstorm names for God, and cheer.	<b>Classroom Supplies:</b> Offering bowls, one dollar, CD player
	<b>He Cares</b> Sing a song, and pray together.	<b>KidsOwn Worship Kit:</b> Songs From FaithWeaver: "He Cares for You" (1 Peter 5:7) (track 20) 
		<b>Classroom Supplies:</b> CD player

\* Starred activities can be used successfully with preschool and elementary children together.

Customize your session to fit your needs. You can separate preschoolers and elementary children for Let's Learn the Point! Or, if you keep the children all together for the entire worship session, we suggest you choose from the starred activities.

# Elijah Challenges the Prophets of Baal

1 Kings 18:16-40

During the time Elijah was staying in Zarephath, Ahab, the king of Israel, was apparently looking for him. Jezebel, Ahab's wife, had been killing prophets who followed God, and we can assume Ahab and Jezebel wanted to do the same to Elijah. A man named Obadiah was in charge of Ahab's palace. Obadiah was a devout follower of God and had hidden some prophets of God from Jezebel to keep them safe.

God instructed Elijah to present himself to Ahab. The drought had grown so severe that Ahab had sent Obadiah to find grass to keep the horses alive; Ahab didn't want to risk a decrease in his military strength. During his search, Obadiah encountered Elijah, who was headed for his meeting with Ahab. The exchange between Obadiah and Elijah is interesting. Elijah wanted Obadiah to tell Ahab that he was coming. Obadiah was afraid to make that announcement for fear that Ahab would kill him, especially if Elijah didn't show up as he said he would. But Elijah promised to keep his word, and Obadiah announced the impending visit to Ahab.

It's apparent from Ahab's first words to Elijah that Ahab blamed Elijah for the drought. The crime Ahab accused Elijah of—being a "troubler of Israel"—was punishable by death (see Joshua 7:25). However, instead of ordering Elijah's execution, Ahab listened to Elijah and did what Elijah said because he was hoping Elijah would be able to end the drought.

Elijah's challenge was intended to publicly prove that the God of Israel is the one true God so that the people would turn from their worship of Baal and once again worship God. Elijah wanted to ensure that there could be no doubt of the contest's fairness, so he asked that all 850 prophets of Baal and Asherah be present to plead with their god. Before Elijah's demonstration of God's power, the people refused to commit themselves to either God or Baal (1 Kings 18:21).

Elijah stated that he was the only remaining prophet of God, but we know that Obadiah had hidden at least

100 others. Elijah may have meant that he was the only prophet left who was willing to publicly stand up for God. After quite some time had passed without a response from Baal, Elijah began taunting the false prophets, revealing his knowledge of existing myths about Baal. Their response to Elijah's taunts was to cut themselves, a common practice in the pagan worship of those days. People believed that injuring themselves would convince their gods that they were sincere and deserved a response.

When it was his turn, Elijah once again wanted to ensure that the contest couldn't possibly be seen as slanted in God's favor. That's why he had the altar and sacrifice drenched with water. Baal was thought to be the god of water and fire; Elijah wanted to show that the God of Israel is the one true God. When God responded as Elijah knew he would, the people made the right choice. With the people on his side, Elijah took advantage of the moment and got rid of the false prophets, and Ahab didn't stop him. God proved his power and then released the rain to end the drought in Israel.

## **Devotion for Leaders**

Jesus honors those who follow him. Having a relationship with Jesus always requires sacrifice but always brings peace and assurance.

**Weaving Faith Into Your Life:** This passage makes clear that the culture of the time led many people away from the one true God and to the false god Baal. How does your culture lead you away from God? What specific beliefs, hopes, and philosophies bombard you? Pray that God will lead you to a place of confidence in him and passion to serve him through leading this worship.

## Why We Worship for Leaders

The Ten Commandments make it clear that God is unwilling to share the hearts of his people with anything or anyone else. He is the one true God, faithful in all his dealings with us, and he expects us to be faithful to him in return. Every other object of worship is impotent. No one but God can receive our honor and help us in time of need. God and God alone is true and worthy of our loyalty.

## Easy Prep for Leaders

**Let's Praise God!**—Gather three clear containers with lids. Put about ¼ cup of ammonia in one container, ¼ cup of white vinegar in another, and ¼ cup of water into the third. Have three rolls of old pennies available.

**“The God-Tiques Roadshow”**—Set up a TV and DVD player, and cue the *Lesson Videos* DVD to “The God-Tiques Roadshow.” Watch it at least once before the worship session so you’ll be familiar with it.

**Preschool Activities**—Refer to the preschool pages for preparations.



# 1 Let's Praise God!

Play *Songs From FaithWeaver* as children arrive. Greet children by name, and teach them this handshake:

<b>God</b>	<i>(Point up.)</i>
<b>is the one</b>	<i>(Put your hand in an L shape, and clap the child's hand, which is in the same position.)</i>
<b>true</b>	<i>(Clasp the child's fingers in your fingers, thumbs pointed upward.)</i>
<b>God.</b>	<i>(With your hand and the child's hand clasped, raise the hands toward the sky.)</i>

When everyone has arrived and has learned the handshake,

**Say** Welcome, everyone! Today we are worshipping the one true God. He alone is worthy of our praise and honor. Who is our God? What has he done? Let's sing a song about who he is!

Sing “My God Is.”



Lyrics are in the back of this book.

**Say** You may have heard about other gods that people worship, but our God alone is alive and able to help us when we call on him.

- Ask**
- **What are some examples of things people spend their time worshipping?** (Famous people; being popular; music.)
  - **How do we know that God—the one true God—is alive?** (Because God helps people; because Jesus rose from the dead.)
  - **How do we know that God can help us?** (Because the Bible says he can; because he helps other people.)
  - **How has God helped you this week?** (Answers will vary.)

- **How have you worshipped God this week?** (I prayed; I looked for ways to put God first.)

**Say** ▶ **Let's worship the Lord by singing praises.**

Sing "Sing Unto the Lord."

Lyrics are in the back of this book.



**Say** ▶ **He alone is God. When we honor the one true God, something amazing always happens.**

Show the three containers and ask kids to guess what's different about them.

**Say** ▶ **Let's do exactly the same thing to each of these containers. All these liquids look alike, but only one will react with these pennies.**

Put a roll of (unwrapped) pennies in each container. The older the pennies, the quicker the reaction will occur. Select three children to shake the containers. In about one minute, the ammonia will turn blue. The longer the pennies sit, the darker the color will become.

**Say** ▶ **We could wait all day for the liquid in the other two containers to change color; it would never happen. That's because the copper in the pennies only reacts with the substance in this container, which is ammonia. We can use this science experiment to help us understand the difference between false gods and the one true God.** Show the two containers with colorless liquid.

- Ask** ▶
- **What happened when you put the pennies in these two containers?** (Nothing; the pennies and the liquid stayed the same.)
  - **How is the colorless liquid like a false god?** (The liquid can't really do anything to the penny.)
  - **What kind of power does a false god have?** (None.)
  - **Why would people choose to worship a false god?** (Because they don't know any better; because their friends do; maybe it's easier than worshipping the one true God.)
  - **What happened when you put the pennies in the container with ammonia?** (The liquid changed color; there was a chemical reaction.)
  - **How is what happened in the ammonia container like what happens when we worship the one true God?** (God changes us when we worship him; God makes things happen in our lives.)
  - **How do we know that our God is the one true God?** (Because he sent Jesus to save us; because he answers prayer; because he makes things happen.)

**Say** ▶ **There is one true God who deserves all our praise and all our honor. Let's offer more praise to the one true God as we sing "He's the King."**

Sing "He's the King."

Lyrics are in the back of this book.



**Say** When we experience the one true God through our worship, we want to share that experience with others. Jesus asks us to be a light to the world. Jesus asks us to live in a way that shows others how good and great God is. Today we're going to learn about one man, a prophet, who taught an entire nation about the one true God. First let's sing about being a light in the world.

Sing "Let Your Light Shine" (Matthew 5:16).



**Track 6**

Lyrics are in the back of this book.

Show kids the ball, and explain that it represents the world. Toss it to one child at a time, and have the child holding the "world" answer the following question before tossing the ball back to you.

**Ask** • What can you do to let your light shine in your school? in your home? in your neighborhood?

**Say** We encourage one another as we share these ideas. Thanks for sharing. Maybe the idea you mentioned today will help someone else think of a way to share the one true God with someone too. Let's glorify God together with this next song.

Sing "The One and Only Lord" (Mark 12:29).



**Track 14**

Lyrics are in the back of this book.

**Say** Before we move into our next activity, let's remind ourselves who's the greatest. Name one person who is great! As a child names a person, ask the child who's greater. Repeat the "Who's great?/Who's greater?" sequence several times.

**Let's sing about God, who loves us!**

Sing "How Wide?" (Ephesians 3:18).



**Track 12**

Lyrics are in the back of this book.

**Pray** God, we honor you today as the one true God—you always have been and always will be greater than anything we can imagine. Thank you for being here with us. We look forward to a powerful worship time today. In Jesus' name, amen.

## 2 Let's Learn the Point!

### *Preschool Activities, pages 135-136*

At this time, have the preschool leader invite the preschoolers to go to their own room for this section of activities. Tear out the Preschool Activities page, and give it to the preschool leader. Have the preschool leader bring the preschoolers back to participate in Let's Pray! with the older children. If you prefer to keep all the children together, do the starred (\*) activities. They will work well with both elementary and preschool children.



## Elementary Activities

### \* "The God-Tiques Roadshow"

Show the *Lesson Videos* DVD segment titled "The God-Tiques Roadshow." A parody of the PBS *Antiques Roadshow* series, it shows people bringing in their "gods" to have them appraised for authenticity. Only one guest brings in the real thing. After the video, ask the following questions.

**Ask** • **What kinds of false gods did the people on this show worship?** (Money; television.)

• **What other kinds of false gods do people worship?** (Famous people; being popular; music.)

• **What does it mean to serve a false god?** (It means spending all your time thinking about it; putting that first in your life.)

• **Why is it wrong to serve a false god?** (It means we don't serve the one true God; we might lead others to a false god.)

**Say** **God is the only true God. It's wrong for us to give the devotion that should be reserved for God to a false god. Let's learn what the Bible says about a time God's people worshipped a false god.**

### \* *True Altar, False God*

Help kids form three groups. Give each group one sheet of regular paper. If you have more than 10 kids in each group, form six groups. Designate an area along the wall where each group can tape its sculpture.

**Say** **We're going to do a step-by-step, paper-sculpting project. This isn't a race. One person will do each part of the sculpture, and your team will have to decide who does what I say as I give each step.**

Give these steps in order:

- **Cut out an altar.**
- **Tape the altar to the wall.**
- **Cut out some wood.**
- **Lay the wood on the altar.**
- **Cut out a bull.**
- **Cut up the bull.**
- **Put the meat on the firewood.**
- **Ask for fire.**

When groups ask for fire, use a paper clip to scratch each group's paper sculpture. No flames will appear.

**Say** **This isn't working! Listen to this story, and see if you can figure out why I set up this experience.**

*(continued on page 137)*

# Elijah Challenges the Prophets of Baal

1 Kings 18:16-40

## Worship Theme:



God is the one true God.

## Easy Prep for Leaders

**Real or Not?**—Prepare three brown bags: In one, place a silk flower and a real flower. Place a silk plant and a real plant in another. Place artificial fruit and real fruit in the third bag. Place several pieces of artificial fruit and one piece of real fruit in a fourth bag. Place real fruit for snacks in a fifth bag. (You may want to number the bags.)

**A Heart for God**—Write the following words on a sheet of construction paper for each child:

Only one God, only one me,  
Only one heart—to God from me.

You'll also need to cut out a construction-paper heart for each child. The heart must be bigger than the child's hand. Have a wide paintbrush, washable tempera paint, glue, and wet wipes ready.

## Using Theo

Consider using Theophilus the FaithRetriever puppet today in these ways:

- Have Theo lead the preschoolers from the main worship area to the preschool room.
- Have Theo read the poem in "A Heart for God" and help kids learn it.
- See the KidsOwn Worship Kit for a puppet skit written for today's worship session.



## Real or Not?

**Say** I have some bags with real and make believe things inside them.

Show the first bag, and show the silk flower.

**Say** This flower is silk. It's pretty, but it never grew from the ground. Someone made it. Show the real flower. This flower is real. Feel the difference. Let the children feel both flowers. The silk flower just pretends to be a flower. The other one is a real flower. Let me show you some other things.

Allow the children to identify the real plant and the pretend one.

**Ask** • How can you tell which is real and which is make believe?

Show the real and artificial fruit.

**Ask** • Why would you choose the real fruit over the fake one?

Show the contents of the bag containing artificial fruit and only one real piece of fruit.

**Say** There's only one real piece of fruit in this whole bag. If you look closely, you can tell which one it is.

**Ask** • Why would we choose only one piece of real fruit over all the pieces of fake fruit?

**Say** The Israelites needed to choose the real God to worship. He was the only one who was good for them, just as the real fruit is the one that's good for you. Let's enjoy our real fruit together.

Have children wash their hands, and give each child a piece of fruit to eat.

## ALLERGY ALERT



Be aware that some children have food allergies that can be dangerous. Know your children, and consult with parents about allergies their children may have. Also be sure to read food labels carefully as hidden ingredients can cause allergy-related problems.

## Elijah's Effort

**Say** God asked Elijah to remind the people of Israel that there is only one real God. The people of Israel had started to worship a pretend god

instead of the God who loved them. They called the pretend god Baal. Worshipping Baal was as silly as eating a piece of fake fruit!

## Elijah's Effort (continued)

**Climb up Mount Carmel with me, and let's explore what happened together. Climb with me, and, when we get to the top, I'll tell you what happened there.** Encourage the children to make climbing motions, then have them be seated. Ask the children to repeat the last line of each stanza with you.

**Elijah called for the bad guys of Baal**

**And the people of Israel to make a trail**

**Up to where the green grass grew**

**And where the people tried to worship not one God, but two.**

(Gasp!) **And where the people tried to worship not one God, but two.**

**Elijah was a prophet, God's holy chosen man.**

**He served the one true God, and he knew about God's plan**

**To bring the Israelites back to the God who's strong and true,**

**The one and only living God who loves both me and you;**

**The one and only living God who loves both me and you.**

**"I'll call my mighty God, and you call the fake god Baal.**

**We'll ask them both to hear our words; the true God will not fail.**

**Whichever God can cook the special offering with fire,**

**He is the one true God, and the other's just a liar."**

**Yes, he is the one true God, and the other's just a liar.**

**The men of Baal called from morning to midday,**

**But no fire came from Baal, no matter what they'd say.**

**Elijah called for water to make the altar wet, And he got his offering ready; he got God's altar set.**

**Oh, he got his offering ready; he got God's altar set.**

**Elijah called on God: "Please, Lord, answer me,**

**Show your mighty power so that all around may see**

**You can make a fire, though the wood is soaking wet.**

**You're the one true God, who gives us everything we get!"**

**You're the one true God, who gives us everything we get.**

**The fire fell from heaven in answer to his prayer,**

**And God showed his mighty power to all the people gathered there.**

**Their hearts were turned around, and they cried, "You are our God,**

**The one and only, true and mighty, everlasting God."**

**The one and only, true and mighty, everlasting God.**

**Ask** • Why do you think Baal didn't answer?

• Why do you think Elijah poured water on his offering to God?

• Why do you think God answered Elijah's prayer?

• Who else's prayers does God answer?

**Say** God wants us all to know that he is the one true God. No one else can answer our prayers.

## \* A Heart for God

Use a wide paintbrush to paint washable tempera paint on each child's palm, and help each child make a handprint in the center of a construction-paper heart. Immediately wipe off the paint with a wet wipe. Ask the children to look at one another's handprint hearts and notice what's alike and different about each handprint.

**Say** All of our hands are a little alike. We all have four fingers and a thumb; and your hands are

all about the same size. But no two hands are exactly the same. There is only one God, and there's only one you. God wants the only you to love him with all your heart.

Give each child a paper with the two-line poem. Read the poem, and encourage children to repeat it. Help them glue their hearts on the papers. If you have photos of the children, add them to the collages before sending them home.



**Say** The Israelites had stopped worshipping God and were worshipping a false god called Baal. Elijah, a prophet of the one true God, called the people to Mount Carmel. He asked them to choose the one true God or Baal, the false god. He proposed that the prophets of Baal and he, the only prophet of God, would make an altar and offer sacrifices to Baal and to God.

Baal's prophets did everything you did. Then after they asked Baal for fire, they yelled and they danced. They even wounded themselves, but they didn't get anything. Their god didn't send any fire.

**Ask** • Why do you suppose Baal didn't send fire? (Because Baal isn't real.)

**Say** Baal was a false god. Then it was Elijah's turn. And now it's your turn to build Elijah's altar.

Give each group one sheet of Scratch Art Paper from the KidsOwn Worship Kit (or half a sheet if you have six groups). Have the groups follow the same steps to make another altar. When the children ask for fire,

**Say** Elijah built an altar to the one true God. But Elijah made it more complicated so that the people wouldn't be confused anymore about who was worthy of their worship. He built a moat around his altar and poured water all over his sacrifice. He used so much water that it drenched the wood and filled the moat.

Give each group a blue marker, and have kids color the altars blue to represent the water. Then have the children ask for fire again.

**Say** Elijah asked God one time to burn up the sacrifice.

Give each group paper clips. Have kids scratch their altars so that red "flames" appear.

**Say** God sent a fire that burned up the sacrifice, the wood, the stones that made the altar, the dirt under the altar, and the water that filled the moat.

**Ask** • How do you think the observers responded when they didn't get a fire at Baal's altar? (Disappointed; maybe they wondered why Baal didn't care; maybe they thought Baal isn't real.)

• How do you think they felt when they saw God's fire? (Amazed; they must have believed in God.)

**Say** The Israelites remembered that their God was the one true God. They knew that they had been fooled by something that looked right but had no power.

**Ask** • What are some things that might look right to us but have no power? (Famous people; kids who are popular at school; cool TV shows.)

• What can we depend on the one true God for? (God really is powerful; he answers prayer; God can do miracles.)

• What can God depend on you to do? (To learn about God; to try to follow God's leading.)

## No Distractions

**Say** The Israelites made the choice to serve a false god. Many of them probably still thought the real God was important, but they wanted more.

I have some newspaper ads and catalogs with some pretty cool stuff—some of this stuff might be important to you. Some of it might represent what you think will be important to you in the future. Choose one or more ads for stuff that's important to you. Give kids about five minutes to find their ads.

**Say** Find a partner, and show your partner the ads you found. Then tell your partner what it would mean for you to give that type of thing to God. For example, you might choose a brand-new flat-screen TV and share with a friend that giving the flat-screen TV to God might mean watching less TV. Give the kids a chance to select an ad. Join in, and allow the children to share their thoughts with you.

Ask the kids to share their ideas with the whole group.

- Ask**
- **How can stuff like this distract us from the one true God?** (We might spend more time thinking about them than about God; we might learn from them to do things God doesn't want us to do.)
  - **What are some warning signs that things might be distracting us?** (Thinking about them more than we think about God; putting those things first.)
  - **How can we keep from being distracted?** (Decide to make God part of everything we do; pray; talk to friends about God.)
  - **Why do you think God wants to be first in our lives?** (Because God loves us; because then we can have eternal life.)

**Say** God is the one true God. He wants us to put him first in everything we do.



### 3

## Let's Pray!

### The Offering

Place the offering bowls on tables. Hold up a dollar bill.

**Say** Some people say that money talks.

**Ask** • **What do you think they mean?** (People with money can get others to do things for them; money makes people feel important.)

**Say** Actually, money does "talk." If we look at dollar bills closely, they'll remind us that "in God we trust." Maybe that reminder is printed on our money because so many people try to trust money instead of God. I'm going to fold this dollar bill and place it beside the offering bowl so that you can read or look at those words for yourself when you bring up your offering. When you put your offering in the bowl, remember that God is the one true God and even our money reminds us of that.

Play “Praise Him” as children come to the front with their offerings.



## Who Is Our God?

Have kids form two groups.

**Say** The Bible tells us that God is the Lord our God and we are to have no other gods before him. We know God by what he has done and is doing. For example, God is the one who saves us. We also know him by special names, including our Rock, our Fortress, and our Deliverer. Let’s write some of those names or descriptions on the board.

After the children have offered several ideas, explain that the two groups are going to stand facing each other. One group will shout to the other, “Who is our God?” The other group will respond, “The one true God!” The first group will ask again, “Who is our God?” The second group will respond with one of the names or descriptions written on the dry-erase board. Then the groups will switch roles. Allow time between rounds for the groups to decide which response to use. As kids shout responses from the board, erase them. Repeat this sequence until all the phrases from the board have been used in praise.

## He Cares

**Pray** God, we love to shout our praise to you. We know you are the one true God—you are the greatest! Thank you for loving us.

Sing “He Cares for You” (1 Peter 5:7).

Lyrics are in the back of this book.



As the children leave, ask them to shake hands with you using the handshake you greeted each child with at the beginning of the session.

# God Speaks to Elijah in a Whisper

1 Kings 19:9-18



### Worship Theme:




God encourages us.

### Weaving Faith Into Life:



Children will use God's encouragement to encourage others.

Session Sequence	What Children Will Do	Supplies
<b>1</b> Let's Praise God! <i>(up to 25 minutes)</i>	<b>Sing</b> <ul style="list-style-type: none"> <li>• "How Wide?" (Ephesians 3:18) (track 12)</li> <li>• "Wherever You Go" (Joshua 1:9) (track 13)</li> <li>• "Praise Him" (track 5)</li> <li>• "Motivate One Another" (Hebrews 10:24) (track 7)</li> <li>• "Give of Your Best to the Master" (track 3)</li> </ul>	<b>KidsOwn Worship Kit:</b> <i>Songs From FaithWeaver,</i> <i>Lesson Videos DVD:</i> <i>"Praying Lucy"</i>   <b>Classroom Supplies:</b> CD player; TV, DVD player; newsprint; markers; tape; large, colorful stickers

## Preschool

Session Sequence	What Children Will Do	Supplies
<b>2</b> Let's Learn the Point! <i>(up to 25 minutes)</i>	<b>Encouraging Words</b> Experience encouragement.	
	<b>Elijah Fabric</b> Imagine the wind, earthquake, and fire, and feel the encouragement in God's whisper.	<b>Classroom Supplies:</b> 2 yards of soft red fabric
	<b>* Thank God</b> Discuss encouraging others, and thank God for his encouragement.	<b>Classroom Supplies:</b> Fabric from "Elijah Fabric"

Session Sequence	What Children Will Do	Supplies
<b>2</b> Let's Learn the Point! <i>(up to 25 minutes)</i>	<b>* In a Quiet Whisper</b> Devise sound effects to use as they hear the Bible story.	
	<b>* Encouragement Relay</b> Hear encouragement as they run a relay.	<b>Classroom Supplies:</b> 2 flashlights
	<b>God's E-Mail</b> Use God's Word to make encouraging cards.	<b>Classroom Supplies:</b> Paper, markers, crayons, white board and marker, copies of the list of Scripture verses (see Easy Prep)

Session Sequence	What Children Will Do	Supplies
<b>3</b> Let's Pray! <i>(up to 10 minutes)</i>	<b>The Offering</b> Offer their gifts to God.	<b>Classroom Supplies:</b> Offering bowls, paper, pencils
	<b>Not Alone</b> Pray together, thanking God for his encouragement.	
	<b>Encouragement in Action</b> Pray for each other.	

\* Starred activities can be used successfully with preschool and elementary children together. Customize your session to fit your needs. You can separate preschoolers and elementary children for Let's Learn the Point! Or, if you keep the children all together for the entire worship session, we suggest you choose from the starred activities.

# God Speaks to Elijah in a Whisper

1 Kings 19:9-18

When Ahab told Jezebel what had happened to the false prophets on Mount Carmel, she was furious and vowed to kill Elijah within 24 hours. Even though Ahab had witnessed God's power on the mountain, he apparently did nothing to oppose her. Elijah ran for his life.

Elijah's fear of Jezebel may seem strange to us. But remember that no human is perfect. After the events on Mount Carmel, Elijah may have been physically and emotionally exhausted. Rather than relishing another chance to prove God's power over Jezebel, he tired of the fight. Or maybe he was disappointed or angered that his life was still in danger after all God had done to prove that he is God. He may have been overwhelmed by the prospect of having to do spiritual battle again right away. Whatever the reason, he felt he had had enough and retreated into the desert. Even though Elijah's faith was apparently weak at this point, God was faithful and brought food and drink to him in the desert. In fact Elijah hadn't abandoned God; after eating and drinking, he began a 40-day journey to Horeb, the mountain of God.

Elijah's statement recorded in 1 Kings 19:10 reveals his feelings. He felt alone, abandoned by the Israelites, and tired of running and hiding to protect his life. It seemed to him that he was the only one in all the world who truly followed God. Elijah shared his feelings with God, and God responded by promising to bless Elijah with his presence.

God's lesson to Elijah in all that happened on the mountain may have been in response to something we're not told. Elijah apparently wanted God to judge Israel through a terrifying event such as a mighty wind, an earthquake, or a fire. But God wanted Elijah to know that those kinds of judgment weren't part of his plan at that time. Rather, in coming to Elijah in a gentle whisper, God showed Elijah that he wanted him to continue his mission of speaking to the

Israelites for him. And Elijah was reminded that God was with him even when he felt utterly alone.

After demonstrating his presence, God again asked Elijah what he was doing there (1 Kings 19:13). By responding exactly as he had the first time, Elijah showed that he didn't really understand the significance of what had just happened to him. Even so, God continued to lead Elijah on his mission, knowing that Elijah would eventually understand the lesson of the events he'd just experienced.

After giving Elijah instructions for his next move, God had some encouraging news to keep Elijah going: Seven thousand others in Israel hadn't worshipped Baal; Elijah wasn't alone in following God. So Elijah was assured not only that God was beside him when he felt alone, but also that thousands of others in Israel were faithful to God. He would never *really* be alone.

## Devotion for Leaders

When Jesus leads our lives, we are never alone. Even when we're discouraged or lonely, we can experience his presence—and the support and encouragement of other Christians.

**Weaving Faith Into Your Life:** Think about a time you felt abandoned by God or by people. Write a few sentences describing your experience. Did you receive strength from God or from friends during this trial? Write a few sentences about the encouragement you felt. Like Elijah, you've experienced the support of a loving God. You might share your story with a struggling friend this very week!

## Why We Worship for Leaders

Today we worship because God encourages us. Our Bible story shows us that even as great a man as Elijah needed encouragement. Even though Elijah had just been through an amazing victory with God, he suddenly found himself feeling alone and afraid. Rather than rebuking Elijah for his fears, God encouraged him. God knows us so well that he knows we need encouragement again and again. Let's help the children worship God for his comforting encouragement.

## Easy Prep for Leaders

### Let's Praise God!

- Tape a sheet of newsprint on the wall. At the top, write "Be strong and courageous." At the bottom, write "for the Lord your God is with you wherever you go." Make sure there's enough space for stickers the kids will place on the banner.
- Set up a TV and DVD player, and cue the *Lesson Videos* DVD to "Praying Lucy." Watch it at least once before the worship session so you'll be familiar with it.

**God's E-Mail**—Write the following list of Bible verses on a sheet of paper. Photocopy the list so you have a copy for every three children.

"I will never leave you nor forsake you." —Joshua 1:5b

"He is our help and our shield." —Psalm 33:20b

"The Lord is my helper; I will not be afraid." —Hebrews 13:6b

**Preschool Activities**—Refer to the preschool pages for preparations.

## 1 Let's Praise God!

Play *Songs From FaithWeaver* as children arrive. Greet the first children to arrive by name, and say something encouraging to each one. Recruit those children to say something encouraging to the next children who arrive, and have them recruit more children.

When everyone has arrived and has been encouraged,

**Say** ▶ **As you arrived, someone gave you some words of encouragement.**

- Ask** ▶
- **How does getting encouragement make you feel?** (Good; like I belong here; like I can do more.)
  - **Who do you like to get encouragement from?** (My parents; my friends; my teachers.)

**Say** ▶ **God encourages us because his love for us never ends. God can encourage us better than anyone can. Let's sing about God's love to thank God for his encouragement.**



Sing "How Wide?" (Ephesians 3:18).



Track 12

Lyrics are in the back of this book.

Point to the banner on the wall.

**Say** Let's read this banner together.

Read the banner aloud with the children. If the group includes kids who can't read, tell them what the banner says, and then have them say it aloud with the rest of the group.

**Say** This is a Scripture verse of encouragement for Joshua. These words of encouragement are for you, too. God often encourages us through what's written in the Bible. Distribute markers and large, colorful stickers. Ask the children to write their names boldly on the stickers.

**Come up and place your name on the poster between the first line and the second line.** After the kids have placed their stickers on the banner, have them return to their seats. Encourage kids to reread the banner, each one inserting his or her name in the middle.

Sing "Wherever You Go" (Joshua 1:9).



Track 13

Lyrics are in the back of this book.

**Say** God encourages us by giving us hope and a friend in Jesus, God's Son. God does this by forgiving our sins through Jesus so we can be his friend forever. Jesus saves us from our sins and wants to have a relationship with us. Raise your hand if you have experienced Jesus as a friend. (Pause.)

**Let's praise God for the encouragement he gives us.**

Sing "Praise Him."



Track 5

Lyrics are in the back of this book.

**Say** God is a good friend who is always ready to encourage us. We're going to watch a video about Lucy who was discouraged and needed encouragement. Watch for ways God sent her encouragement.

Show the *Lesson Videos* DVD clip titled "Praying Lucy." The segment shows a girl being encouraged by God in several ways.

- Ask**
- **How did God encourage Lucy?** (With her mother's phone call; with her friend's letter; with the Bible.)
  - **Why didn't Lucy realize that God was encouraging her?** (She wasn't paying attention; she expected something different.)

**Say** God sometimes uses other people to encourage us. Sometimes people share an encouraging Bible verse, pray with us, or say encouraging words. Raise your hand if you can name one way God has encouraged you through another person. Allow children to share their stories.



Let's sing "Motivate One Another" and offer encouragement to each other by patting someone on the back or shaking someone's hand.

Sing "Motivate One Another" (Hebrews 10:24).

Lyrics are in the back of this book.



Track 7

**Say** It is very encouraging to me to know that we are God's workmanship.

**Ask** • What do we mean when we say that we are God's workmanship?

**Say** God is our creator; we are the works of his hand—his workmanship. God's workmanship is of the highest quality. It's encouraging to know that God made us and he loves us very much. Let's thank God for that encouragement by singing "Give of Your Best to the Master."

Sing "Give of Your Best to the Master."

Lyrics are in the back of this book.



Track 3

**Pray** God, we thank you for always encouraging us. Help us learn more about how you encourage us every day. In Jesus' name, amen.

## 2 Let's Learn the Point!

### *Preschool Activities, pages 147-148*

At this time, have the preschool leader invite the preschoolers to go to their own room for this section of activities. Tear out the Preschool Activities page, and give it to the preschool leader. Have the preschool leader bring the preschoolers back to participate in Let's Pray! with the older children. If you prefer to keep all the children together, do the starred (\*) activities. They will work well with both elementary and preschool children.

### *Elementary Activities*

#### *\* In a Quiet Whisper*

Have kids form groups of four and "count off" from one to four. Tell the Ones they're "wind." Have the Twos be "earthquake." Have the Threes be "fire," and have the Fours be "whispers." Have everyone in each group help each member of the group come up with a sound effect for what the group represents. Give the children two or three minutes to develop their sound effects.

**Say** Our Bible story today includes wind, an earthquake, fire, and whispers. God used these things to encourage Elijah. I'll tell the story. When I mention your role, do the sound effect you thought up.

**Say**

This story comes from the first book of Kings. Elijah traveled 40 days and 40 nights to reach Horeb, the mountain of God. When he arrived at the mountain, he crawled into a cave and slept.

Then he heard God ask, "What are you doing here, Elijah?"

Elijah said, "God, I have served you passionately and faithfully. But your people have broken their agreement with you. They have destroyed the altars where they worshipped you, and they have even killed your prophets. I am the only prophet left, and they want to kill me, too."

Elijah was in the cave because he was hiding from those who wanted to kill him.

Then God said, "Go out and stand on the mountain. I am about to pass by you."

Then a very strong wind blew until it caused the rocks of the mountain to crumble into bits. Pause while the children do the sound effects.

**But God was not in the wind.**

Then a mighty earthquake shook the ground. Pause while the children do the sound effects.

**But God was not in the earthquake.**

Next a tremendous fire arose and burned the mountainside. Pause while the children do the sound effects.

**But God was not in the fire.**

Last, there came a small, gentle whisper. Pause while the children do the sound effects.

This was when Elijah went out of the cave to meet with God.

God asked him again, "Elijah, what are you doing here?"

Elijah gave God the same answer as before. He said, "I have served you passionately and faithfully. But your people have broken their agreement with you. They have destroyed the altars where they worshipped you, and they have even killed your prophets. I am the only prophet left, and they want to kill me, too."

God said, "Elijah, I want you to go back the way you came. Then I want you to anoint a new king for Aram, a new king for Israel, and a new prophet. You think you are all alone, but I have kept 7,000 people in Israel who are still faithful to me."

**Ask**

- **How did Elijah feel before he heard from God?** (Discouraged; like he was all alone; afraid.)
- **How did God encourage Elijah?** (God gave him a plan; God told Elijah he wasn't alone; God said he was with Elijah.)
- **Why do you think God spoke to Elijah in the way he did?** (To be sure Elijah was listening; because Elijah wasn't expecting to hear God that way.)

*(continued on page 149)*

# God Speaks to Elijah in a Whisper

Session 11

1 Kings 19:9-18

## Worship Theme:



God encourages us.

## Easy Prep for Leaders

None necessary.

## Using Theo

Consider using Theophilus the FaithRetriever puppet today in these ways:

- Have Theo lead the preschoolers from the main worship area to the preschool room.
- Have Theo say something encouraging to each child at the beginning of the “Encouraging Words” activity.
- See the KidsOwn Worship Kit for a puppet skit written for today’s worship session.



## Encouraging Words

Ask children to sit on the floor.

**Say** ▶ Let’s talk about a big word today. That word is *encourage*. Here is an example of what *encourage* means. Walk around the group, and say something encouraging to each child. As you talk to each child, place your hand on the child’s shoulder or head.

**Ask** ▶ • How did you feel when I encouraged you?

**Say** ▶ God encourages us all the time. He encourages us when we’re sitting quietly as we are now. Now stand up. God encourages us when we’re walking around throughout the day. Let’s take an encouragement walk. Let’s walk around the room and whisper something encouraging in each person’s ear. Say something nice that will help the person. (Pause.)

Let’s lie down on the floor. God encourages us when we lie down to sleep. God lets us know he loves us.

Now sit up. Think about a time you’ve tried to do something that’s hard. When you have it in your mind, raise your hand. When I call on you, tell me what you tried to do.

- Ask** ▶ • What does your mom or dad say to you when you try to do something hard?  
• How do you feel when your mom or dad says encouraging things to you?

Take each child by the hand to help him or her stand up while saying words of encouragement.

**Say** ▶ God’s encouragement helps us do hard things. God encourages us all the time—when we’re sitting down, when we’re walking around during the day, when we’re lying down at night, and when we have hard things to do.

## Elijah Fabric

**Say** ▶ Our Bible story is about a man named Elijah. People were angry with Elijah because Elijah served God. The people who didn’t serve God wanted to kill Elijah. Elijah felt very alone and lonely. Elijah went into a cave. Let’s use this fabric as a cave. I need two people to hold the fabric while the rest of us sit under it. Choose two volunteers to hold the fabric like a canopy. Have the rest of the children sit under it for a moment.

Then God told Elijah to go out on the mountain because God was about to pass by. Let’s leave our cave and pretend we’re on the mountainside. Lead the children out from under the fabric.

There was a great big wind. I need two new volunteers to hold each end of this fabric and wave it up and down to make a big wind. The rest of us will stand by it and feel the wind in our faces. Choose two volunteers, and help them wave the fabric to create the wind. Let the rest of the children experience the “wind.”

## Elijah Fabric (continued)

**There was a big wind, but God wasn't in the wind. Next there was a big earthquake that shook the ground. I need two new volunteers to hold each end of the fabric and shake it as if the ground is moving. The rest of us will stumble around as if we're in an earthquake.**

Choose two volunteers, and help them shake the fabric to imitate an earthquake. Let the rest of the children experience the "earthquake."

**There was an earthquake, but God wasn't in the earthquake. Then there was a big fire. I need two people to lift the fabric up and down as if it's flames. The red color looks like a fire. The rest of us will pretend to feel the heat on our faces.** Choose two volunteers, and help them move the fabric to look like flames. Let the rest of the children experience the "fire."

**There was a big fire, but God wasn't in the fire. God wasn't in the wind, the earthquake, or the fire. Let's sit on the floor in a circle and see where God was.**

Whisper the next few sentences.

**Say** God was in a gentle whisper. God whispered encouragement to Elijah. God told Elijah that he wasn't alone, and God told Elijah just what to do. God's words were very encouraging to Elijah. Let's pass this soft fabric around the circle and touch it to our faces. You can feel how soft it is. You can feel how good it feels against your skin. Pass the fabric around.

**Ask**

- How does God's encouragement feel?
- How do you think Elijah felt when God talked to him in a soft whisper and encouraged him?

Whisper the following statement.

**Say** God encouraged Elijah by showing Elijah that he was in a soft, gentle whisper. God encourages us, too. Let's learn more about that.

## \* Thank God

**Say** God encourages us in many ways. Sometimes God encourages us through people.

**Raise your hand if you can tell me some people God uses to encourage you.** Allow children to tell their stories.

**Raise your hand if you can think of a way you can encourage someone else.** Allow children to tell what they would do.

**We can encourage others in many ways. We can say something nice about them. We can tell them that God loves them. We can encourage them when they have something hard to do. We can cheer for them in a game. We can pray for them. We can help them not to be sad.**

**God can encourage you through your mom and dad, your friends, your teachers, or your relatives. That encouragement feels like a big, soft hug. When we encourage someone else, that feels like a big soft, hug, too.**

**Let's give each other a big group hug!** (Pause.)

**Ask**

- How does God's encouragement make us feel?
- How do we feel when we don't get any encouragement at all?

**Say** God always encourages us. God's encouragement makes us feel good, just like this nice soft fabric does. Wrap the fabric around yourself, and thank God for encouraging you.

**We're going to take turns thanking God for encouraging us. When I pass the fabric to you, pretend it's a nice, soft blanket wrapped around you, and use your own words to thank God for encouraging you. Then pass the fabric to the next person.**

**Pray** Thank you, God, for encouraging us. Thank you for giving us people to encourage us. Thank you for helping us to do what we need to do. In Jesus' name, amen.

### Extra Impact

When children mention ways they can encourage others, challenge them to commit to do whatever it is this week. Have them make reminder cards so they remember to encourage people who need it.

**Say** ➤ **God didn't speak in a big, dramatic way. God spoke in a whisper. Sometimes when God encourages our hearts, it's as if he's speaking in a whisper. However he encourages us, it is just what we need.**

### \* *Encouragement Relay*

Have the children get into two equal lines in opposite corners of the room. Have the first person in one line face the first person in the other line while the rest of the teams line up behind them. Give each line a flashlight.

**Say** ➤ **Elijah had the job of carrying the light of God's truth to his people. He needed some encouragement along the way. We all have the job of carrying God's light. Let's turn on the flashlights and turn off the room lights. (Pause.)**

**God's light shines in a dark world. Between the two teams is a "dark world" that needs the light. Your job is to take the light to the middle of the dark world and trade with the person from the other team. Then bring the new light back to pass to the next person on your team. When you are finished, stand next to your team to cheer your teammates on. If you are waiting for your turn to carry the light, make sure you encourage your teammates.**

- Ask** ➤
- **How did you feel as people cheered you on?** (Like I was special; good.)
  - **How does it feel when God encourages us?** (Like I can do more than I thought I could; special; like what I'm doing matters.)
  - **How was our game similar to or different from what Elijah experienced?** (Elijah didn't have people to cheer him on; he carried God's light, but it was real; Elijah worked alone for a long time.)
  - **What would it be like trying to carry God's light in a dark world without any encouragement at all?** (Hard; lonely; I'd get discouraged.)

**Say** ➤ **Elijah felt as if he were the last person to carry God's light. He felt afraid and alone, but God cheered him on. God encouraged him.**

- Ask** ➤
- **What did God say to Elijah that encouraged him?** (God told Elijah he wasn't alone; God said Elijah had work to do.)
  - **How does God encourage you when you feel alone or afraid?** (I don't feel alone when I remember God is with me; I know God will help me.)

**Say** ➤ **Elijah felt alone, but he wasn't. There were many others who still worshipped God. We can take encouragement from that, too. Even though we may feel alone, we are never alone. God is always with us, encouraging us! And there are many, many Christians around the world who can encourage us, too.**

## God's E-Mail

Show the word *encourage* on a white board or poster board. Have kids form groups of three, and ask them to look for another word in *encourage*.

**Say** I see the word *courage* there. To *encourage* means “to say something or do something to give someone courage.”

**Ask** • What did God's encouragement give Elijah the courage to do? (To go back to being a prophet; to find a new king and a new prophet.)

**Say** Raise your hand if you like to get e-mail. *E-mail* means “electronic mail.” But God sends us another kind of e-mail—encouragement mail—through his Word. God's e-mail gives us courage to do what God wants us to do.

In a moment, I'll give you a list of encouraging Bible verses. Take turns in your group reading the verses aloud. God's Word encourages us when we're afraid, sick, lonely, or need help. Choose a verse that you think might be encouraging to someone you know.

Then make encouragement mail for that person by making a greeting card that includes the Bible verse you chose. Older children, please help the younger children write their verses.

Have groups work at tables. Distribute paper, markers, and crayons to each table. Give each group a copy of the Bible verse list (see “Easy Prep.”)

**Say** Choose a verse to use as encouragement. Take a minute to discuss in your group how that verse is encouraging. Allow kids several minutes to decide which verse they will use and then make their cards. Encourage them to show the finished product to the others at their table. Encourage the children to deliver the cards to the people they made them for.

God knows we need encouragement; that's why he encourages us. God encourages us through his Word, in our hearts, and through other people. We praise God today for encouraging us.

### 3

## Let's Pray!

### The Offering

Distribute paper and pencils.

**Say** Before we give our offering today, think of someone in your life who could use encouragement. Write that person's name on a piece of paper. If you need help writing, ask a friend to help you. Fold the paper, and place it in the offering bowl with your offering. As you pass the offering bowl, say, “God, help me to encourage [the name on your paper] this week.”

Give the children a minute or two to write. Then take the offering.

## Not Alone

**Say** ➤ **Elijah felt alone in the world. Raise your hand if you've ever felt alone.**

**Ask** ➤ • **What did Elijah learn from God when he felt alone?** (He learned he wasn't alone; God protected others as well as Elijah; God was with Elijah.)

**Say** ➤ **Elijah learned that he was never alone. God was always with him. You are never alone either. Think of a time you felt alone and God encouraged you. If you can't think of a time God encouraged you, think of a situation in which you need encouragement now.**

**Let's make a circle. We'll go around the circle to thank God for his encouragement. I'll start, and we'll go to my right.** Motion which direction is right. **Squeeze the hand of the person to your right when you're finished praying. If you don't wish to pray aloud, squeeze the hand of the person next to you. Then your neighbor will know it's his or her turn. It's all right to pray in your heart and not aloud—just remember to squeeze the hand of the person next to you when you're finished.**

## Encouragement in Action

**Say** ➤ **Raise your hand if you need God's encouragement right now. Keep your hands raised for a minute. (Pause.) If you didn't raise your hand, look around the room to see whose hands are raised.**

**If you would like to, go to one of the people whose hands are raised. Take a few minutes to pray for him or her. It's OK to have more than one person praying with someone, but make sure that each person who has raised his or her hand has at least one prayer partner. After you pray, say something encouraging to the person for whom you were praying.** Allow enough time for the children to offer meaningful encouragement.

**Pray** ➤ **God, we thank you for encouraging us in your Word and through other Christians. Help us to be an encouragement to others. In Jesus' name, amen.**

# God Takes Elijah to Heaven

2 Kings 2:1-15



### Worship Theme:




God rewards faithfulness.

### Weaving Faith Into Life:




Children will be faithful in different aspects of their lives.


Session Sequence	What Children Will Do	Supplies
<p><b>1</b> Let's Praise God! (up to 25 minutes)</p>	<p><b>Sing</b></p> <ul style="list-style-type: none"> <li>• "Praise Him" (track 5)</li> <li>• "Your Word Is a Lamp" (Psalm 119:105) (track 10)</li> <li>• "Give as Freely" (Matthew 10:8) (track 18)</li> <li>• "For the Glory of God" (1 Corinthians 10:31) (track 17)</li> <li>• "Sing Unto the Lord" (track 9)</li> <li>• "'Tis So Sweet to Trust in Jesus" (track 1)</li> </ul>	<p><b>KidsOwn Worship Kit:</b> <i>Songs From FaithWeaver</i></p> <p><b>Classroom Supplies:</b> CD player</p> 

## Preschool

Session Sequence	What Children Will Do	Supplies
<p><b>2</b> Let's Learn the Point! (up to 25 minutes)</p>	<p><b>Faithful Phil</b> Role-play with palm puppets.</p>	<p><b>Classroom Supplies:</b> Washable marker, fish-shaped crackers, wet wipes</p>
	<p><b>Elijah Goes to Heaven</b> Use their fingers to participate in the telling of the Bible story.</p>	<p><b>Classroom Supplies:</b> Bible</p>
	<p><b>Faithful Song</b> Sing a song about being faithful.</p>	



Session Sequence	What Children Will Do	Supplies
<p><b>2</b> Let's Learn the Point! (up to 25 minutes)</p>	<p><b>* Faithful Collages</b> Make collages of the story.</p>	<p><b>Classroom Supplies:</b> Bibles, white paper, construction paper, glue, tape, rewards such as candy or stickers</p>
	<p><b>* Bags of Faithfulness</b> Use clues to answer questions about faithfulness.</p>	<p><b>Classroom Supplies:</b> Bible, newsprint, marker, paper bags, fruit, paper hearts, coins, paper, pen, tape, colorful ribbons</p>
	<p><b>* Honor and Praise</b> Worship God with music and a symbol of eternal life.</p>	<p><b>KidsOwn Worship Kit:</b> <i>Songs From FaithWeaver:</i> " 'Tis So Sweet to Trust in Jesus" (track 1)</p>  <p><b>Classroom Supplies:</b> CD player, ribbon ring from "Bags of Faithfulness"</p>

Session Sequence	What Children Will Do	Supplies
<p><b>3</b> Let's Pray! (up to 10 minutes)</p>	<p><b>The Offering</b> Offer their gifts to God.</p>	<p><b>Classroom Supplies:</b> Offering bowls</p>
	<p><b>Ask for Help</b> Spend time in quiet prayer.</p>	
	<p><b>Faithfulness Commitment</b> Sing a song, and thank God for rewarding thankfulness.</p>	<p><b>KidsOwn Worship Kit:</b> <i>Songs From FaithWeaver:</i> "Give of Your Best to the Master" (track 3)</p>  <p><b>Classroom Supplies:</b> CD player</p>

\* Starred activities can be used successfully with preschool and elementary children together.

Customize your session to fit your needs. You can separate preschoolers and elementary children for Let's Learn the Point! Or, if you keep the children all together for the entire worship session, we suggest you choose from the starred activities.

# God Takes Elijah to Heaven

2 Kings 2:1-15

After God chose Elisha to succeed Elijah as prophet in Israel, Elisha immediately became Elijah's attendant. Ahab and Jezebel continued in their evil ways, and Elijah pronounced God's judgment on them. Eventually Ahab was killed in battle and was replaced as king of Israel by Ahaziah. Ahaziah ruled only two years before he died, having been punished by God for consulting Baal instead of God (2 Kings 1:16-17). Joram succeeded Ahaziah as king.

We don't know how Elisha knew what was about to happen, but apparently he realized that his mentor, Elijah, would soon be taken to heaven. Elisha was totally committed to staying with Elijah until the very end.

We know of three companies of prophets that existed during the days of Elijah and Elisha. It appears that Elijah visited each of these companies one last time before he was taken to heaven. Elijah's suggestion that he go on without Elisha after visiting each of these places may have been intended to test Elisha's faithfulness. Or perhaps Elijah merely wanted to be alone. Elisha, however, refused to forgo his last hours with Elijah. He wanted to benefit as much as possible from Elijah before Elijah went to be with God. Elisha's persistence was rewarded when Elijah asked what he could do for Elisha before he was taken to heaven.

Elisha's request for a double portion of Elijah's spirit was likely based on inheritance rules of the day, which entitled the oldest son to a double portion of his father's estate. Elisha, succeeding Elijah as prophet in Israel, wanted that double portion of God's power to help him face his responsibilities as spiritual leader of the nation.

God had supported and protected Elijah throughout his ministry. As Elisha witnessed the heavenly host, in the form of a chariot of fire and horses of fire, take Elijah home to God, Elisha was allowed to see God's spiritual forces at work. The

whirlwind and fire were signs of the power and presence of God.

Elijah was the second person in the Old Testament to never experience death. As with Enoch before him, he was simply taken to heaven (Genesis 5:24; Hebrews 11:5).

Elijah had thrown his cloak around Elisha's shoulders when he first called Elisha to join him (1 Kings 19:19). After Elijah ascended to heaven, Elisha picked up Elijah's cloak, symbolizing Elisha's full assumption of Elijah's ministry. Elisha tested how fully the power of God was with him—and demonstrated it to all who could see—when he parted the water of the Jordan by striking it with the cloak. Elisha had been faithful to Elijah and to God, and God rewarded him with the strength he would need to minister as a prophet amid the evil conditions that existed in Israel.

## **Devotion for Leaders**

Like Elijah, Jesus departed this earth fully alive. When Jesus left, he gave his Holy Spirit to those who would carry on his ministry. As followers of Jesus, we also are clothed in his favor and his power!

**Weaving Faith Into Your Life:** In this passage, Elisha pledges his faithfulness to Elijah three times. In your Bible, underline these three expressions of Elisha's loyalty to Elijah. Spend a moment in prayer to express your commitment to follow and serve Christ. Then ask Jesus to empower you to keep your commitment and serve his plans here on earth.

## Why We Worship for Leaders

Today we worship God because he rewards faithfulness. God wants us to be faithful the way he is faithful. The Bible is full of shining examples of God's faithfulness to us. Unfortunately, there are not as many examples of man's faithfulness to God. Revelation 2:10 tells us that if we are faithful to the end, we will receive the crown of life. Help the children worship God because he rewards our faithfulness.

## Easy Prep for Leaders

### Bags of Faithfulness

- Write these questions on newsprint or a white board:
  - What is faithfulness?
  - Why does God want us to be faithful?
  - How does God reward faithfulness?
- For each group of three children, you'll need three bags containing these items:
  - In one bag put a slip of paper attached to a piece of fruit. The paper should have the words of Galatians 5:22-23a written on it.
  - One bag should contain a slip of paper attached to a paper heart. The paper should have the words of 1 Corinthians 1:9 written on it.
  - One bag should contain a slip of paper attached to a coin. The paper should have the words of Proverbs 28:20a written on it.

**Preschool Activities**—Refer to the preschool pages for preparations.

## 1 Let's Praise God!

Play *Songs From FaithWeaver* as children arrive. Greet children by name, shake each hand, and say "Congratulations!" Ask each child who comes in to greet another person with warm congratulations. Don't explain further until you start the session.

Once everyone has arrived, begin worship.

**Say** **Congratulations, everyone! You may be wondering why you've received congratulations today. It's because God rewards faithfulness, and you've been faithful to come to children's church today. Faithfulness is a very important quality to God. He wants us to be faithful in the morning, in the noontime, and when the sun goes down. Let's sing our faithful praise to God right now.**

Sing "Praise Him."

Lyrics are in the back of this book.



**Ask** • How can you be faithful to God in the morning? at noontime? when the sun goes down? (Put God first; pray during the day; look for what God wants me to do.)

**Say** One way to be faithful to God is to follow him, to let him guide us step by step.

Sing "Your Word Is a Lamp" (Psalm 119:105).



Track 10

Lyrics are in the back of this book.

**Say** When we're faithful about following God, God rewards us even if we're not the best. God rewards us for being faithful even if we're not like everyone else. Let's sing "Give as Freely" and tell God that we want to faithfully do our best for him.

Sing "Give as Freely" (Matthew 10:8).



Track 18

Lyrics are in the back of this book.

**Say** One of the reasons God wants us to be faithful to him is that God is faithful to us. God is always faithful to us. We can praise God for his faithfulness with our next song, "For the Glory of God."

Sing "For the Glory of God" (1 Corinthians 10:31).



Track 17

Lyrics are in the back of this book.

**Say** God is even faithful in rewarding us for our faithfulness.

**Ask** • How does God reward our faithfulness? (God forgives our sins; God gives us eternal life; God encourages us.)

**Say** Let's continue to praise God with joyfulness as we sing because he rewards our faithfulness. One way to express our joy is through our bodies. Let's express our joy by doing the motions to "Sing Unto the Lord."

Sing "Sing Unto the Lord."



Track 9

Lyrics are in the back of this book.

**Say** God faithfully rewards our faithfulness no matter what. God is faithful when things are going well and when things are not going well. Even when things are not going well, we can still trust God and be faithful to him. God rewards us when we stay faithful, even when we go through hard times. Let's sing "'Tis So Sweet to Trust in Jesus."

Sing "'Tis So Sweet to Trust in Jesus."



Track 1

Lyrics are in the back of this book.

**Pray** God, we thank you for being faithful to us in everything. We want to be faithful to you, too. Thank you for rewarding faithfulness. In Jesus' name, amen.

## Preschool Activities, pages 159-160

At this time, have the preschool leader invite the preschoolers to go to their own room for this section of activities. Tear out the Preschool Activities page, and give it to the preschool leader. Have the preschool leader bring the preschoolers back to participate in Let's Pray! with the older children. If you prefer to keep all the children together, do the starred (\*) activities. They will work well with both elementary and preschool children.

## Elementary Activities

### \* Faithful Collages

**Say** Our Bible story tells us about two faithful leaders who were rewarded for their faithfulness. All of you have an opportunity to become faithful leaders in telling the Bible story today.

Have the children form three groups, and distribute Bibles, white paper, construction paper, and glue to each group.

**Say** Our story comes from 2 Kings 2:1-15. Each of you is going to have a part in telling this story. We're going to make story collages with torn pieces of construction paper. Assign five verses to each group.

**Read your five verses aloud to each other. Take a minute to discuss what is happening and what the verses mean. Then tear your construction paper into pieces, and glue pieces to the white paper to represent the part of the story your group has been assigned.**

If the groups need ideas, suggest a whirlwind for verses 1-5, Elijah's cloak for verses 6-10, and a chariot of fire for verses 11-15.

**Say** After you finish your collage, your group will tell your part of the story to the whole group. Take a minute to decide who will tell what part of the story. When the collages are done, ask groups to display them and tell their part of the story. Tape the collages to the wall.

**You were each given an assignment to represent the Bible story with your collage. Each of you had a part to play. You were faithful in carrying out that assignment. Our Faithful Collages help us remember the faithfulness of the people in the story and how God rewarded their faithfulness.**

**Ask**

- Who was faithful to God in our Bible story today? (Elijah; Elisha.)
- How were Elijah and Elisha rewarded for their faithfulness? (God took Elijah to heaven; God made Elisha a prophet.)



**Say** ➤ Elijah and Elisha each had a leadership part to play in God's kingdom. Every one of us is a leader in God's kingdom when we are faithful and do what God asks us to do. Just as each of you had a part to play in making the collage and telling the story, each of us has a part to play in God's kingdom.

**Ask** ➤ • How does God ask us to be faithful today? (We should tell people about him; we should do things he asks us to do.)

**Say** ➤ God rewards faithfulness. You all faithfully helped me tell the Bible story. Here is your reward. Distribute candy, stickers, or another reward.

God rewarded Elijah for his faithfulness by taking him to heaven. God rewarded Elisha for his faithfulness by giving him a double portion of Elijah's spirit and making him a leader like Elijah. A double portion means that Elisha was able to do even more for God than Elijah. We thank God today because he rewards our faithfulness.

### \* *Bags of Faithfulness*

**Say** ➤ Now that we know that God rewards us for faithfulness, let's try to answer three questions.

- Ask** ➤
- What is faithfulness?
  - Why does God want us to be faithful?
  - How does God reward faithfulness?

Display the questions written on the newsprint or white board. Have kids form groups of three, and show them the paper bags you prepared.

**Say** ➤ There are clues in these paper bags that will help you answer the questions. First, pass the bags around in your groups. When a bag comes to you, reach in and feel what's inside to see if you can answer any of the questions just by feeling. Then take the contents out of the bags and look at them.

Distribute the paper bags. Allow the groups to discuss their answers and present their thoughts to the large group.

**Say** ➤ Faithfulness is a fruit of the Spirit. It is one of the things that the Holy Spirit develops in us as we grow to become more like Christ. God wants us to be faithful, because he is faithful. God has called us into fellowship with Jesus. Jesus is faithful. God rewards us with blessings when we are faithful.

- Ask** ➤
- We used a coin to represent blessings, but what other kinds of blessings does God give to reward faithfulness besides money? (Family; friends; happiness.)
  - What is the biggest and best reward God gives us for faithfulness? (God lets us live with him forever.)

Read Revelation 2:10b aloud: "Be faithful, even to the point of death, and I will give you the crown of life" (Revelation 2:10b).

(continued on page 161)

# God Takes Elijah to Heaven

Session 12

2 Kings 2:1-15

## Worship Theme:



God rewards faithfulness.

## Easy Prep for Leaders

None necessary.

## Using Theo

Consider using Theophilus the FaithRetriever puppet today in these ways:

- Have Theo lead the preschoolers from the main worship area to the preschool room.
- Have Theo sing with the children in "Faithful Song."
- See the KidsOwn Worship Kit for a puppet skit written for today's worship session.



## Faithful Phil

Draw a smiley face on the palm of your hand. Show children the smiley face.

**Say** I'd like you to meet Faithful Phil. Say hello to Phil.

**Phil has funny, sticky-uppey hair.** Wiggle your fingers to show the "hair." **Phil is called Faithful Phil because he's faithful. Let's make a Faithful Phil on your hands, too.** Draw a face on each child's palm. **Let's see why we call him Faithful Phil.** Draw a sad face on your other hand to represent Not Faithful Nellie. Draw the sad face on the children's palms. **Faithful Phil and Not Faithful Nellie were told to clean up their rooms. Not Faithful Nellie ran out to play instead.** Demonstrate with your hand.

**Ask** • What did Faithful Phil do?

**Say** He stayed to clean up his room. Show me how your Faithful Phil cleans up his room. (Pause.)

One day, Faithful Phil's friend Mark asked Phil to pray for him. Show me with your hands what Faithful Phil did that night when he went to bed. (Pause.)

The next day, Faithful Phil's mom made some cookies. She gave some to Faithful Phil and told him to share them with his friend Mark. Faithful Phil went outside to find Mark, but he found Not Faithful Nellie first. Not Faithful Nellie wanted to eat all the cookies before they found Mark. Demonstrate with your Not Faithful

Nellie hand. **Faithful Phil gave one to Nellie, then he found Mark. Show me with your hands what Faithful Phil did with the cookies.**

**We saw how Faithful Phil acted. He showed us how to be faithful.**

**Ask** • What does it mean to be faithful?

• What are some ways you can be like Faithful Phil and be faithful?

**Say** Open your Faithful Phil hand if you think Faithful Phil should get a reward because he was faithful. Go around the room, and pour fish-shaped crackers into each child's open hand. **These are Phil's fish. They are his reward for faithfulness.**

**Ask** • How does God reward faithfulness?

**Say** God rewards faithfulness in many ways. The Bible tells us that the faithful will receive blessings.

**Ask** • What is a blessing?

• Can you name some blessings that God has given you?

## ALLERGY ALERT



Be aware that some children have food allergies that can be dangerous. Know your children, and consult with parents about allergies their children may have. Also be sure to read food labels carefully as hidden ingredients can cause allergy-related problems.

## Faithful Phil (continued)

**Say** Another way God rewards faithful people is with eternal life. People who follow and love God get to live forever with God in heaven. Let's say thank you to God because he rewards our faithfulness.

Have the children say, "Thank you, God," with you.

**Say** Let's learn about a man in the Bible who was faithful.

## Elijah Goes to Heaven

Open your Bible to 2 Kings 2:1-15.

**Say** We're going to use our hands to tell our Bible story. It's about two men. You do what I do, and we will tell the story together. Raise the index finger on your right hand. **There once was a prophet of God called Elijah. This is Elijah. There was another man named Elisha who loved God and served Elijah.** Raise the index finger on your other hand.

**Let's practice saying their names—Elijah and Elisha. When we say their names, make your Elijah finger and your Elisha finger take a bow.** Bend each index finger. **Elijah was faithful and did everything God asked him to do.** Make your Elijah finger "walk" about. **God wanted to take Elijah up to heaven to reward him for his faithfulness.** Make the Elijah finger jump up and down and say, "Oh, boy! Oh, boy!"

**Elisha** (hold up your Elisha finger) **wanted to serve God the way Elijah did. Elijah told him that if he saw God take Elijah up to heaven he would get his wish.** Hold up your Elijah finger.

**God took Elijah up to heaven in a chariot of fire.** Raise your Elijah finger higher and higher. Stand to wave it high in the air. **Say this with me as you raise your finger, "In a chariot of fire, Elijah went higher and higher."** Raise your Elisha finger.

**Elisha did see it, and God rewarded him.**

**As Elijah went up into heaven, his coat fell down to Elisha. Elisha picked it up.** Make the Elisha finger bend down as if to pick up the coat. **Elisha dipped it in the river, and the river parted, or opened up, like this.** Demonstrate with both hands as if pulling the waters back.

**Let's use our hands to clap and say, "Praise the Lord for his reward!"**

**Ask** • Who did God reward for his faithfulness?

**Say** Now use your hand to tell God that you want to be faithful, too. **Raise your Elijah hand if you want to be faithful to God. Say with me, "God, I'll be faithful to you in all that I do."**

**Pray** God, we thank you for rewarding faithfulness. Help us to be faithful to you always. In Jesus' name, amen.

## Faithful Song

**Say** Let's tell God that we want to be faithful with a prayer song.

Sing these words to the tune of "Praise Him."

**Sing** Faithful, faithful,  
Faithful in the morning,  
Faithful in the noontime;  
Faithful, faithful,  
I'll be faithful when the sun goes down.

After you sing the song through once, ask three children when or where they'll be faithful. Insert their answers in the verse. For example,

Faithful, faithful,  
Faithful at my preschool,  
Faithful on the playground;  
Faithful, faithful,  
Faithful when I'm at home.

Close with a prayer, asking God to help each child be faithful.



(continued from page 158)

**Ask** • **What does this verse mean?** (If we're faithful all our lives, we can live with God in heaven.)

**Say** **In Bible times, a winning athlete was given a garland crown as a reward. A crown is in the form of a circle. It has no end.**

**Ask** • **How is a ring like eternal life?** (It has no end.)

Distribute a colorful ribbon to each child and keep one. Tie your piece of ribbon to someone else's ribbon. Continue tying until all the ribbons are tied into one big circle. Place the ring on the floor in the center of the room.

**Say** **Our ring symbolizes the eternal life that God gives us as a reward for being faithful.**

### \* *Honor and Praise*

**Say** **Let's stand in a circle around our ribbon ring. Everyone gently pick up the ring as we sing " 'Tis So Sweet to Trust in Jesus." We'll use it to praise God for rewarding our faithfulness with eternal life.**

Sing " 'Tis So Sweet to Trust in Jesus," leading kids in the following movements for both verses.



### Track 1

**'Tis so sweet to trust in Jesus,**

*(Lift the ring above everyone's head.)*

**Just to take him at his word,**

*(With the ring lifted, sway gently right and left.)*

**Just to rest upon his promise,**

*(Slowly lower the ring to waist height and then raise it high again.)*

**Just to know, "Thus saith the Lord."**

*(With the ring lifted, sway gently right and left.)*

**Jesus, Jesus, how I trust him!**

*(Walk to the right.)*

**How I've proved him o'er and o'er!**

*(Walk to the left.)*

**Jesus, Jesus, precious Jesus!**

*(With the ring lifted, sway gently right and left.)*

**O for grace to trust him more!**

*(Lower the ring to the floor.)*

**Pray** **God, we thank you for your awesome reward of eternal life. Thank you for rewarding our faithfulness. In Jesus' name, amen.**

## 3

## Let's Pray!

### *The Offering*

**Say** **We've learned that God wants us to be faithful and that he rewards our faithfulness. God faithfully gives to us. We have everything we need because God gives it all to us. God also gave us a friendship with his Son, Jesus. When we commit to being Jesus' friend, he will be our friend forever.**



One thing we can do faithfully is give back to God. We can give an offering of our money, our time, or our praise to God. Let's take the offering now. If you haven't brought a money offering today, tell God how you will faithfully serve him this week, or tell God how you will faithfully praise him this week.

## Ask for Help

**Say** It's not always easy to be faithful to God. Sometimes we would rather do something else and be unfaithful. That's why we need to ask for help. Let's take a minute to ask for God's help. Quiet your heart and mind for a minute. Find a spot on the floor where you can sit with God and imagine you are alone with him. In your own words, ask him to help you be faithful this week and always.



## Faithfulness Commitment

**Say** Raise your hand if you'd like to make a commitment to be faithful to God. Stand if you'd like to start this week. Let's form a circle. We'll join hands to sing our commitment to be faithful to God. Let's sing "Give of Your Best to the Master" to promise God that we'll be faithful.

Sing "Give of Your Best to the Master."

Lyrics are in the back of this book.



**Pray** God, we thank you for being faithful to us. We thank you for helping us be faithful to you. We thank you for rewarding faithfulness. In Jesus' name, amen.



## ***Encouragement for Leaders***

“Love the Lord your God with all your heart and with all your soul and with all your strength. These commandments that I give you today are to be upon your hearts. Impress them on your children. Talk about them when you sit at home and when you walk along the road, when you lie down and when you get up” (Deuteronomy 6:5-8).

Thank you for listening to God’s Word and sharing him with the children in your class.

# Jehoshaphat Trusts God for Victory

2 Chronicles 20:1-30



### Worship Theme:




God helps us in our troubles.

### Weaving Faith Into Life:





Children will praise God for helping them through troubles in their lives.

Session Sequence	What Children Will Do	Supplies
<b>1</b> <b>Let's Praise God!</b> <i>(up to 25 minutes)</i>	<b>Sing</b> <ul style="list-style-type: none"> <li>• "Trust in the Lord" (Proverbs 3:5-6) (track 11)</li> <li>• "I Sing the Mighty Power of God" (track 19)</li> <li>• "Praise Him" (track 5)</li> <li>• "He's the King" (track 2)</li> <li>• "Sing to Him" (1 Chronicles 16:9) (track 8)</li> <li>• "Give as Freely" (Matthew 10:8) (track 18)</li> </ul>	<b>KidsOwn Worship Kit:</b> <i>Songs From FaithWeaver</i>   <b>Classroom Supplies:</b> CD player

## Preschool

Session Sequence	What Children Will Do	Supplies
<b>2</b> <b>Let's Learn the Point!</b> <i>(up to 25 minutes)</i>	<b>* Army Men</b> Be surrounded by "soldiers," and ask for God's help.	<b>Classroom Supplies:</b> Toy army men
	<b>What Trouble?</b> Discuss God's help, and learn a rhyme.	<b>Classroom Supplies:</b> Ball
	<b>* Trouble Tag</b> Play tag, and ask for God's help.	

Session Sequence	What Children Will Do	Supplies
<b>2</b> Let's Learn the Point! <i>(up to 25 minutes)</i>	<b>Ambush!</b> See how God fought for Jehoshaphat.	
	<b>Troubled Times</b> Illustrate psalms about God's help in times of trouble.	<b>Classroom Supplies:</b> Bibles, markers, poster board
	* <b>"He Cares for You"</b> Sing along with a video, and give their troubles to God.	<b>KidsOwn Worship Kit:</b> <i>KidsOwn Worship Sing and Praise DVD:</i> "He Cares for You" (1 Peter 5:7)   <b>Classroom Supplies:</b> TV, DVD player, paper, pencils, trash can

Session Sequence	What Children Will Do	Supplies
<b>3</b> Let's Pray! <i>(up to 10 minutes)</i>	<b>The Offering</b> Offer their gifts to God with a cheer.	<b>Classroom Supplies:</b> Offering bowls
	<b>Stand Strong</b> Pray, using words that Jehoshaphat used.	
	* <b>"Sing to Him"</b> Sing in praise as Jehoshaphat's singers did.	<b>KidsOwn Worship Kit:</b> <i>Songs From FaithWeaver:</i> "Sing to Him" (1 Chronicles 16:9) (track 8)   <b>Classroom Supplies:</b> CD player

\* Starred activities can be used successfully with preschool and elementary children together.

Customize your session to fit your needs. You can separate preschoolers and elementary children for Let's Learn the Point! Or, if you keep the children all together for the entire worship session, we suggest you choose from the starred activities.

# Jehoshaphat Trusts God for Victory

2 Chronicles 20:1-30

The events in this passage occurred at about the same time that Elisha succeeded Elijah as Israel's prophet. Jehoshaphat was the king of Judah at about the same time that Ahab was the king of Israel. God was with Jehoshaphat in his early days as king because he followed God and didn't worship Baal. Jehoshaphat's father, Asa, had done much to return the people of Judah to the worship of God, and Jehoshaphat followed in his footsteps. Because of God's blessing, Jehoshaphat grew powerful. Leaders of the lands around Judah sought his favor by bringing him gifts (2 Chronicles 17:1-13). The number of fighting men available to Jehoshaphat was astounding—over a million men, according to 2 Chronicles 17:14-18.

When Jehoshaphat learned of the threat of a vast army invading from Edom, he didn't respond by sounding the battle cry and mustering his troops. Rather, he went to the Lord to discover what God wanted him to do. This king was a man who had his priorities right!

God responded to Jehoshaphat's prayer through Jahaziel. His message must have been tough to accept. How could they win a battle without fighting? But Jehoshaphat responded in faith and encouraged his fighting men to meet their enemies without initiating the fighting.

At that time it was not unusual for soldiers to go into battle shouting and chanting war cries. However, Jehoshaphat's commandment was different. Instead of trumpeting their own strength or courage, his soldiers were to summon God's help through their praise and worship.

In the ambushes described in 2 Chronicles 20:22-23, the allied armies coming against Judah apparently began fighting one another in the confusion of battle. This event is

similar to the victory God provided Gideon and his 300 men against the Midianite army (Judges 7:22).

After God won the battle for them, the armies of Judah carried off the plunder of war; then they gathered specifically to praise God for the victory. When they returned to Jerusalem, they went immediately to the Temple to praise and worship God there.

The fear of God came upon the surrounding countries, and Jehoshaphat and Judah were rewarded with rest as a result of their obedience. This pattern persists throughout Chronicles: Kings who were obedient to God experienced victory and peace, while those who were disobedient experienced turmoil and defeat. Those who turned to God had their problems solved. Those who turned away from God simply created more problems for themselves.

## **Devotion for Leaders**

We who follow Christ are citizens of his amazing kingdom. When we face difficult battles, Jesus is beside us. He gives us wisdom—and a strategy that eventually leads to victory and peace.

**Weaving Faith Into Your Life:** Reread Jehoshaphat's prayer in verses 6-12. Notice that he *declares the power of God*, *remembers the works of God*, and *acknowledges his dependence* upon God. Consider the battles in your own life, and write a similar prayer of praise and petition to God.

## Why We Worship for Leaders

We worship God today because he helps us in our troubles. Our daily trials must seem somewhat trivial to the one who created the entire universe. But God cares about each trial we face. God cares when we're frightened, and he offers comfort. God cares when we're puzzled, and he offers wisdom and discernment. No matter how big or how small our troubles, we can be confident that God not only cares but will offer just the right kind of help to get us through it. We serve an awesome God! Let's worship!

## Easy Prep for Leaders

**Let's Praise God!**—Place all the chairs and tables in disarray. Face chairs toward the back and sides of the room. The room should look like chaos. If your children generally sit on the floor, find other ways to mess up the room. For example, you might upend tables and wastebaskets and spread them around the spot where the children usually sit.

**Troubled Times**—Read the instructions for the activity and determine whether you'll need more verses than the five listed. If you need more verses, look up *trouble* in a concordance and choose verses that tell of God's deliverance.

**"He Cares for You"**—Set up a TV and DVD player to use with the the *KidsOwn Worship Sing and Praise* DVD.

**Preschool Activities**—Refer to the preschool pages for preparations.



# 1 Let's Praise God!

Play *Songs From FaithWeaver* as children arrive. Greet children by name, and say to each one, "Trust in the Lord." Ask children to excuse the mess and find their way to a seat or a spot on the floor. Ask the older children to help the younger children find a place to sit.

When everyone has arrived,

**Say** **Hello, everyone! We're worshipping God today because God helps us in our trouble.**

As you look around the room in disgust,

**Ask**

- **Have you ever been in such a messy room?**
- **Have you ever been in a mess of trouble in your life? Tell us about it.** (Answers will vary.)

**Say** **Stand up if you trust in God with all your heart.** (Pause.) **Let's see what happens when we do. Let's sing "Trust in the Lord." As we sing, I'll point to various sections of the room. When I point to you, straighten up your section of the room.** As you sing each verse, point to a different group of kids.

Sing "Trust in the Lord" (Proverbs 3:5-6).

Lyrics are in the back of this book.



**Say** Sometimes it looks like we are in a mess of trouble.

**Ask** • What happens to that mess when we trust God with all our heart? (God can help us see how to make it better; God helps us fix it.)

**Say** God begins to straighten out what looks like a mess to us. God helps us with our troubles. God is the greatest help when we're in trouble, because God is the greatest! There is no one more powerful than God.

Sing "I Sing the Mighty Power of God."



Track 19

Lyrics are in the back of this book.

**Say** When Jesus was on earth, he went to God many times when he needed God's help. Jesus showed us that God helps when we're having trouble. Today we praise the God who is the greatest because he helps us when we have troubles.

**Ask** • When will God help us? (When we ask; when we need help.)

**Say** God helps us day and night. God helps us morning, noon, and night. Let's sing "Praise Him" and thank God for helping us with our troubles.

Sing "Praise Him."



Track 5

Lyrics are in the back of this book.

**Say** There is no other who can help as well as God can, because God is our Lord and king. Let's sing "He's the King."

Sing "He's the King."



Track 2

Lyrics are in the back of this book.

**Say** When I think of how God helps us when we have troubles, it makes me want to praise him! Let's thank God with all our hearts as we sing.

Sing "Sing to Him" (1 Chronicles 16:9).



Track 8

Lyrics are in the back of this book.

**Say** We praise the Lord because he helps us with our troubles. When I think about how much he helps me, I want to worship him all day. We serve a great God who helps us in times of trouble. Let's think about what we can do to serve him.

Sing "Give as Freely" (Matthew 10:8).



Track 18

Lyrics are in the back of this book.

**Pray** God, we thank you so much for helping us with our troubles. We know that, no matter what happens to us, you're always with us to help us, to guide us, and to love us. Help us learn to rely on you and the help you give. In Jesus' name, amen.



## 2 Let's Learn the Point!

### Preschool Activities, pages 171-172

At this time, have the preschool leader invite the preschoolers to go to their own room for this section of activities. Tear out the Preschool Activities page, and give it to the preschool leader. Have the preschool leader bring the preschoolers back to participate in Let's Pray! with the older children. If you prefer to keep all the children together, do the starred (\*) activities. They will work well with both elementary and preschool children.

### Elementary Activities

#### Ambush!

Have the children sit in rows facing the front of the room—they don't need to be seated in chairs. Make as many rows across as you need to fit all the children in. Make the aisles so that someone could pass between the rows from the front of the room to the back of the room as pictured.

**Say** We have an amazing Bible story today about how God helps us with our troubles. Our Bible story comes from 2 Chronicles 20:1-30, and it's about a man named Jehoshaphat, who was the king of Judah.

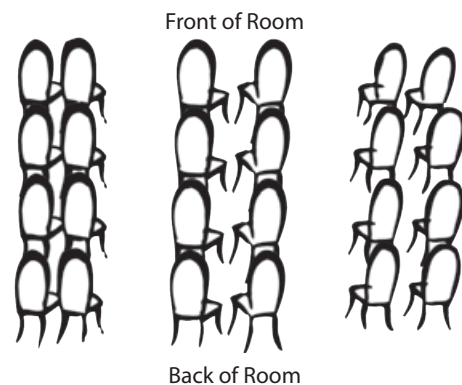
Jehoshaphat was in a mess of trouble. Let's play a game to find out what it would have been like to be Jehoshaphat. I need one volunteer to play Jehoshaphat and stand at the front of the room. Choose a volunteer.

Jehoshaphat trusted in God. He was a leader who turned the people back to God. One day, Jehoshaphat got news that a great army was coming to make war against Judah. All of you seated in rows represent that army. The army was very fierce, and Jehoshaphat didn't stand a chance. Army, let's see the best fierce expression you can make.

Jehoshaphat, your job is to try to get to the back of room by going down one of these aisles. If you can get to the back without anyone tagging you, you have succeeded. Army, you stay seated and reach out and carefully tag Jehoshaphat, as he goes by. Feel free to use your "fierce face" and snarl at him as he goes by. Allow "Jehoshaphat" to try to navigate more than one aisle. The volunteer won't be able to make it on his own.

**Ask** • What do you think Jehoshaphat did when he realized he was outnumbered and there was no way his army could win?  
(Looked for more men; surrendered.)

**Say** Jehoshaphat prayed. And his prayer ended with these words, "We do not know what to do, but our eyes are upon you."



**Ask** • What do you think God said about the upcoming battle? (That he would be with Jehoshaphat.)

**Say** God said, “Do not be afraid...Go out and face them tomorrow, and the Lord will be with you.” God even told them where the attacking armies would be. Sounds good, right? So Jehoshaphat had singers leading the army, singing, “Give thanks to the Lord, for his love endures forever.” Jehoshaphat, you’ll be happy to know that we’re not going to ask you to sing, but say those words for us, please. (Pause.)

**Ask** • What do you think happened? (Jehoshaphat won.)

**Say** Let’s see what happened. The Bible says that the Lord set up ambushes against the bad guys’ army. Ask an adult volunteer help you to remove children from one of the aisles while saying, “Ambush!” Next another amazing thing happened. All the bad guys started fighting each other! All Jehoshaphat’s army had to do was stand and watch what God did. Imagine yourself standing there watching the enemies who came to destroy you destroying *one another* instead! Imagine God himself coming to fight your battles for you!

**Ask** • What can Jehoshaphat do now?

**Say** Jehoshaphat, you can safely go down this aisle now. God created ambushes for your enemies, and the ones who were left turned on one another and fought one another. What an amazing story of God’s help in times of trouble!

**Ask** • What’s the best thing to do when you find yourself in a mess of trouble like Jehoshaphat’s trouble? (Ask God for help; pray.)

• Why did God help Jehoshaphat in his time of terrible trouble? (Because Jehoshaphat trusted God; because Jehoshaphat was faithful.)

• When has God helped you in a time of trouble? (Answers will vary.)

• Why does God help you in your times of trouble? (Because God loves me; because I ask.)

**Say** The amazing thing about God is that he loves *all* of us and will help each one of us in times of trouble.

## *Troubled Times*

Have the children sit at tables in groups of four. Provide materials so that each child can make a poster. Give each group a reference for a verse from Psalms about God’s help in times of trouble. Verses that would work well include Psalms 9:9; 46:1; 107:6; 138:7; and 143:1.

**Say** The Bible is full of verses about how God helps us in times of trouble. Jehoshaphat knew that God would help him through

*(continued on page 173)*

# Jehoshaphat Trusts God for Victory

2 Chronicles 20:1-30

## Worship Theme:



God helps us in our troubles.

## Easy Prep for Leaders

None necessary.

## Using Theo

Consider using Theophilus the FaithRetriever puppet today in these ways:

- Have Theo lead the preschoolers from the main worship area to the preschool room.
- Have Theo teach kids the rhyme in "What Trouble?"
- See the KidsOwn Worship Kit for a puppet skit written for today's worship session.



## \* Army Men

**Say** Our Bible story tells us about a man named Jehoshaphat. That's a really long name. Let's practice saying it. Je-ho-sha-phat. Say it with me. Je-ho-sha-phat.

Jehoshaphat loved God and helped God's people serve God.

Ask the children to sit on the floor in the middle of the room. Ask them to help you set up the toy army men in a circle around them.

**Say** Jehoshaphat found out that a great big army was coming to destroy him. Let's pretend you're in Jehoshaphat's kingdom and bad men surround you.

**Ask** • If these men were real and not toys, how do you think we could escape from them?

**Say** We're in trouble. Everyone stand up and shout, "Trouble!"

**Ask** • What do you think Jehoshaphat did?  
• Who do you think could help Jehoshaphat and his army?

**Say** Jehoshaphat knew that God would help him, so he prayed to God. He got all the people to pray, too. Everyone stand up and shout, "Help, God!"

All the people fasted. That means they didn't eat. They spent their time praying instead.

Then one man of God stood up and said, "Don't be afraid! You won't have to fight tomorrow. The battle is the Lord's. Take your positions, and see what God will do." "Take your positions" means stand in the right place for battle. Let's all stand in place as if we're ready for battle.

Jehoshaphat asked the singers to praise God. Let's sing a song of praise to God, just as they did. Allow the children to choose a praise song to sing together. Now you can help me show you what God did for his people. Instead of fighting Jehoshaphat's army, the bad guys starting fighting each other. Have the children help you knock all the toy army men over.

Jehoshaphat's army didn't have to fight at all—just as God said! God saved Jehoshaphat and his people! God will help you when you're in trouble, too.

## What Trouble?

- Ask** • If God helps you when you're in trouble, does that mean God will get you out of trouble with your mom when you disobey?
- What kinds of trouble will God help you with?

Hold up a ball, and gently toss it to one of the kids.

- Say** Pretend you are outside playing and some mean kids take your ball and are mean to you. Take the ball gently from the child who is holding it.

- Ask** • How can God help you with this kind of trouble?

- Say** Raise your hand if you can tell us about a time God helped you out of trouble.

I'm going to teach you a rhyme for all of us to say together. But first, we need to know what "on the double" means. Sometimes people say, "On the double!" when they want something to be done really fast. If I were an army captain, I

might tell my troops to march on the double. Show me how they would march on the double. (Pause.) That's really good. They would march very fast. We're going to use that in our rhyme.

Let's say this rhyme together:

**God will help me**

*(Throw your hands up in the air.)*

**In times of trouble.**

*(Fold your hands in prayer.)*

**God will save me**

*(Hug yourself.)*

**On the double!**

*(March quickly in place.)*

**God helped Jehoshaphat on the double! God helped him right when the battle was happening. God knows when we're in trouble, and he knows exactly what kind of help we need.**

---

## \* Trouble Tag

Have the children stand in a circle around you.

- Say** We are going to play Trouble Tag. It's like Freeze Tag with walking instead of running. We don't want anyone to get hurt.

**One person is "It."** Choose a volunteer. We'll walk around the room. The one who is It will tag people. If It tags you, you'll freeze because you're in trouble. If you're frozen, you need to call out one kind of trouble—getting lost, for example—that you could get into.

**One of you will be the Helper.** That person will unfreeze you and save you from trouble.

**When you're saved from trouble, you can walk around again.**

Play the game several times. Choose a new person to be It and a new person to be the Helper each time.

- Ask** • What kinds of troubles does God help us with?

- When does God help us with our troubles?  
• Why does God help us with our troubles?

- Say** That's right. God helps us because he loves us.

- Pray** Thank you, God, for helping us in times of trouble. In Jesus' name, amen.

(continued from page 170)

his troubles. Another person in the Bible who knew that was David. David wrote a lot of the book of Psalms. He wrote many verses about how God helped him through troubles. People chased David and tried to kill him many times. Every time, God delivered David from his troubles.

Look up the Scripture verse I've given you. Talk about what it means. Then make a poster that illustrates the verse. For example, some verses talk about how God hides you from trouble. You could make a poster illustrating a hiding place or a safe place. When each of you has finished a poster, select one person from your table to read the verse to the entire group while the rest of you hold up your posters for the rest of us to see. Allow a few minutes for the children to prepare their posters. Let the groups share the verses and the posters.

- Ask**
- **What do these verses teach us about God?** (God is strong; God will make a safe place.)
  - **What do they teach us about the person who wrote the verses?** (He trusted God; he prayed.)

**Say** God is right there when we need him. God is with us in times of trouble. He's always there to help us. You can be a person like Jehoshaphat who trusted in God.

### \* "He Cares for You"

Have kids stay in the small groups from the "Troubled Times" activity (or form new groups), but have them stand and spread out so they can easily see the TV.

Show the *KidsOwn Worship Sing and Praise* DVD track "He Cares for You" (1 Peter 5:7). Encourage kids to sing along and do the motions.



- Ask**
- **In what ways does God care for people?** (God helps people get well; he helps people with their troubles.)
  - **How is God good to you?** (God gives me friends; God loves me; God keeps me safe.)
  - **When you're upset about something or in trouble, what can you count on God to do?** (God helps me figure things out when I'm confused; I can count on God to help me.)

**Say** Take a minute to talk with your small group about times God has helped you. (Pause.)

Now think about something you need God to help you with right now. After you've thought of it, write it on a slip of paper. If you need help, ask an older person at your table to help you.

Allow a few minutes for kids to write.

**Say** First Peter 5:7 tells us to cast all our troubles on God because he cares for us.

**Ask** • **What does it mean to cast all our troubles on God?** (To ask God for help with our troubles; to believe God will take care of us.)

**Say** **We can give God all our troubles just as Jehoshaphat did. We don't have to worry about anything because God cares for us. Crumple your trouble papers right now, and tell God about what's troubling you.** (Pause.)

**Now ask God to take care of your problem and give you peace.** (Pause.)

**You can be confident that God heard your prayer and will help you with your troubles. Let's take a moment to throw away our trouble papers. We don't need to worry about those troubles anymore! God will help us! Now let's praise God and thank him for helping us with our troubles.**

## 3 **Let's Pray!**

### *The Offering*

**Say** **As we put our offering in the bowls, let's do what Jehoshaphat did and praise him. We're going to use a cheer that starts out a whisper and ends in a shout of praise.** Pass the offering bowls and lead the following cheer, beginning in a whisper and ending in a shout.

**Give thanks to the Lord!**

**Give thanks to the Lord!**

**Give thanks to the Lord!**

**For his love endures forever!**

**Jehoshaphat had so much to thank God for, and so do we. His prayer is a good example of praise to our wonderful God. God—with his amazing love and power—will help us when we need help, just as he helped Jehoshaphat.**

### *Stand Strong*

**Say** **When Jehoshaphat faced his troubles, he stood strong in the Lord because he knew God would help him. If you're facing troubles, stand up. If you would like to help someone stand strong, stand beside that person and join hands or touch his or her shoulders and say, "Stand strong." When everyone is ready, we'll pray a prayer using some of the words that Jehoshaphat used in his prayer. God hears our prayers, just as he heard Jehoshaphat's prayers.**

**Repeat after me:**

**God, when we're in trouble,**

**We will cry out to you.**

**You will hear us and save us,**

**For your love endures forever.**

**In Jesus' name, amen.**

## "Sing to Him"



**Ask** • What did the singers do when Jehoshaphat's army was ready for battle?

• What happened after they sang praises to God?

**Say** Let's sing our praise to God as Jehoshaphat's singers did. Let's sing "Sing to Him," as our closing prayer.

Sing "Sing to Him" (1 Chronicles 16:9).

Lyrics are in the back of this book.



# 'Tis So Sweet to Trust in Jesus



## Track 1

'Tis so sweet to trust in Jesus,..... (Hug yourself, then point up.)  
Just to take him at his word,..... (Raise your hands and look up.)  
Just to rest upon his promise,..... (Put your fist on your palm.)  
Just to know, "Thus saith the Lord":..... (Make quote marks in the air; then point up.)

Jesus, Jesus, how I trust him!..... (Sign "Jesus" twice.)

How I've proved him o'er and o'er!..... (Extend your hand each time you sing "o'er.")

Jesus, Jesus, precious Jesus!..... (Sign "Jesus" twice; then put your hands on your heart.)

O for grace to trust him more!..... (Raise your hands and look up.)

I'm so glad I learned to trust him,..... (Pretend to draw a smile on your face.)

Precious Jesus, Savior, friend,..... (Sign "Jesus," draw a cross in the air on "Savior," and clasp your hands together on "friend.")

And I know that he is with me:..... (Raise your hands; then put your hands on your heart.)

He'll be with me to the end,..... (Raise your hands.)

Jesus, Jesus, how I trust him!..... (Sign "Jesus" twice.)

How I've proved him o'er and o'er!..... (Extend your hand each time you sing "o'er.")

Jesus, Jesus, precious Jesus!..... (Sign "Jesus" twice; then put your hands on your heart.)

O for grace to trust him more!..... (Raise your hands and look up.)

*"'Tis So Sweet to Trust in Jesus" by Louisa M.R. Stead.*

# He's the King



## Track 2

(When the elephant trumpets, hold one arm out as if it's an elephant's trunk; when the lion roars, hold your hands out as if you have claws; when the drums begin, motion with your hands as if pounding a drum; when the beat starts happening, jump up and down.)

Let's sing about the Lord,..... (Cup your hands around your mouth on "sing.")

The greatness of our God,..... (Fling both hands overhead and then down.)

For he's the King of everything,..... (Point to the sky as you turn in a circle.)

We're wild about his love,..... (Move "wildly" shaking your arms and twisting.)

And all that he has done,..... (Move both hands palms up, in a sweeping motion in front of you.)

For he's the King of everything,..... (Point high as you turn in a circle.)

I know God!..... (Point to your forehead.)

I talk about him,..... (Point to your lips and then out.)

Every single day..... (Sign "day" by resting your right elbow on the back of your left hand with your right arm pointing up. Lower your right arm as if it's the sun setting.)

I pray to him at all times;..... (Put your hands together as if praying.)

He's the only way,..... (Point high.)

I love him! He loves me,..... (Cross your arms over your heart.)

No matter where I go,..... (March in place.)

And everything I do will be,..... (Sweep both hands in front of you.)

For God and God alone,..... (Punch your hands to the beat, and then bring a knee up on "huh.")

*"He's the King" by Jay Stocker and Ben Glover. © 2005 Group Publishing, Inc. All rights reserved.*



## Give of Your Best to the Master



### Track 3

Give of your best to the Master. . . . . *(Beginning with your hands at chest level, palms up, extend your arms forward and then up.)*

Give of the strength of your youth. . . . . *(Make "muscles!")*

Wearing salvation's full armor, . . . . . *(With both arms, gesture from shoulders to hips.)*

Join in the battle for truth. . . . . *(March in place.)*

Give of your best. . . . . *(Extend your arms forward, palms up.)*

Give of your best to the Master. . . . . *(With palms up, extend your arms forward and up.)*

Give of your best to the Master. . . . . *(With palms up, extend your arms forward and up.)*

Give him first place in your heart. . . . . *(Slowly lower your hands to your heart.)*

Give him first place in your service. . . . . *(With palms up, extend your arms forward.)*

Dedicate every part. . . . . *(With both arms, gesture from shoulders to hips.)*

Give of your best. . . . . *(Extend your arms forward, palms up.)*

Give of your best to the Master. . . . . *(With palms up, extend your arms forward and up.)*

Give of your best. . . . . *(Extend your arms forward, palms up.)*

Give of your best to the Master, . . . . . *(With palms up, extend your arms forward and up.)*

To the Master, . . . . . *(Sway.)*

To the Master. . . . . *(Sway.)*

*"Give of Your Best to the Master" by Howard B. Grose.*

## My God Is



### Track 4

My God is the God of creation. . . . . *(Spread your arms wide, and turn around.)*

My God made the land and the sea. . . . . *(Spread your arms to indicate flat land and then make wave motions with your arm.)*

My God gave me hope and salvation. . . . . *(Raise your hands: first your left and then your right.)*

Oh, that's what my God is to me. . . . . *(Raise your hand and then point to yourself with your thumb.)*

Father, Savior—  
Oh, that's what my God is to me. . . . . *(Raise your hand and then point to yourself with your thumb.)*

Creator, master—  
Oh, that's what my God is to me. . . . . *(Raise your hand and then point to yourself with your thumb.)*

My God is a friend to the lonely. . . . . *(Pat a friend on the back.)*

My God sets the prisoner free. . . . . *(Cross your arms in front of your face and then uncross them.)*

My God is a loving companion. . . . . *(Hug yourself.)*

Oh, that's what my God is to me. . . . . *(Raise your hand and then point to yourself with your thumb.)*



## Praise Him

### Track 5

Praise him; praise him.  
Praise him in the morning;  
Praise him in the noontime.  
Praise him; praise him.  
Praise him when the sun goes down.  
Love him; love him.  
Love him in the morning;  
Love him in the noontime.  
Love him; love him.  
Love him when the sun goes down.  
Serve him; serve him.  
Serve him in the morning;  
Serve him in the noontime.  
Serve him; serve him.  
Serve him when the sun goes down.

# Let Your Light Shine (Matthew 5:16)



## Track 6

Let your light shine before men that ..... *(Hold up one finger to represent "light." Then flutter the fingers of both hands above your head and out to your sides.)*

They may see your good deeds and. .... *(Shade your eyes, and look from left to right.)*

Praise your Father in heaven. .... *(“Clap” your hands silently and then raise them up.)*

Let your light shine before men, yeah, .... *(Hold up one finger to represent “light.” Then flutter the fingers of both hands above your head and out to your sides.)*

Let your light shine before men. .... *(Hold up one finger to represent “light.” Then flutter the fingers of both hands above your head and out to your sides.)*

*“Let Your Light Shine” (Matthew 5:16) by Carol Smith. © 2003, 2006 Group Publishing, Inc. All rights reserved.*

# Motivate One Another (Hebrews 10:24)



## Track 7

La la la la la la la la la la

Be good (be good). .... *(March right.)*

Be kind (be kind). .... *(March left.)*

Say nice things to make others smile. .... *(With both pointer fingers, “draw” a big smile.)*

Be good (be good). .... *(March right.)*

Be kind (be kind). .... *(March left.)*

Be nice to others all the time. .... *(Lift both arms high, hands touching, and bring your arms out to the side and down.)*

Think of ways to motivate one another  
(one another). .... *(Place your hands on neighbors’ shoulders and sway.)*

Think of ways to motivate one another .... *(Continue to sway.)*

To acts of love and good works (love  
and good works). .... *(Continue to sway.)*

*(Repeat.)*

*(Repeat from the beginning.)*

La la la la la la la la la la  
La la la la la la la la la la

*“Motivate One Another” (Hebrews 10:24) by Ben Glover. © 2005 Group Publishing, Inc. All rights reserved.*

# Sing to Him (1 Chronicles 16:9)



## Track 8

Ohhh, hey! ..... *(On each “Ohhh, hey!” crouch and then stand and jump with arms high.)*

Ohhh, hey!

Ohhh, hey!

Sing to him. .... *(Cup your hands around your mouth.)*

Yeah, sing his praises! ..... *(Lift your arms high.)*

Tell everyone about his wonderful deeds. ... *(Point to others on the beat.)*

Sing to him. .... *(Cup your hands around your mouth.)*

Yeah, sing his praises! ..... *(Lift your arms high.)*

Tell everyone about his wonderful deeds. ... *(Point to others on the beat.)*

Ohhh, hey!

Ohhh, hey!

Ohhh, hey!

*(Repeat from the beginning.)*

*“Sing to Him” (1 Chronicles 16:9) by Jay Stocker. © 2006 Group Publishing, Inc. All rights reserved.*

## Sing Unto the Lord



### Track 9

Sing unto the Lord a new song. .... (With hands on the shoulders of people next to you, sway right and left.)

Sing unto the Lord a new song.

Sing unto the Lord a new song.

Sing unto the Lord a new song. .... (Holding hands with people next to you, do a quick "grapevine" right: Step right with right foot, cross left in front, step right with right foot, cross left behind, step right with right foot, tap left.)

Sing unto the Lord all the earth. .... (Still holding hands, do a "grapevine" left: Step left with left foot, cross right in front, step left with left foot, cross right behind, step left with left foot, step right.)

Sing unto the Lord a new song.

Sing unto the Lord all the earth.

(Repeat.)

For God is great ..... (Clap on "God" and "great.")

And greatly to be praised. .... (Pump arms up on the beat.)

God is great

And greatly to be praised.

Sing unto the Lord a new song. .... (Holding hands with people next to you, do a "grapevine" right: Step right with right foot, cross left in front, step right with right foot, cross left behind, step right with right foot, tap left.)

Sing unto the Lord all the earth. .... (Still holding hands, do a "grapevine" left: Step left with left foot, cross right in front, step left with left foot, cross right behind, step left with left foot, step right.)

Sing unto the Lord a new song.

Sing unto the Lord all the earth.

(Repeat.)

Sing unto the Lord all the earth.

Sing unto the Lord all the earth.

## Your Word Is a Lamp (Psalm 119:105)



### Track 10

I will follow ..... (Step right, bring left foot to right, step left, bring right foot to left.)

Your word, oh Lord, ..... (Continue stepping right and left as you slowly lift your hands up.)

With every step I take. .... (Continue stepping right and left.)  
I will listen to you, oh Lord, ..... (Continue stepping right and left as you cup your ears.)

For you will show me the way. .... (With palms together indicate a winding path.)

(Chorus)

Your word is a lamp to guide my feet ..... (Step right and left as you point to your feet.)

And a light for my path. .... (Continue stepping right and left and circle your arms for light.)

Your word is a lamp to guide my feet ..... (Step right and left as you point to your feet.)

And a light for my path, ..... (Circle your arms for light.)

And a light for my path.

"Your Word Is a Lamp" (Psalm 119:105) by Jay Stocker. © 2006 Group Publishing, Inc. All rights reserved.

## Trust in the Lord (Proverbs 3:5-6)



### Track 11

Trust in the Lord (trust in the Lord)  
With all your heart (with all your heart)  
And lean not on your own understanding (understanding);  
In all your ways (all your ways)  
Acknowledge him (acknowledge him)  
And he will make your paths straight.  
Once you begin that way,  
Don't you ever, ever stray;  
You'll be on your way  
To an amazing life.  
(Repeat.)  
(Repeat from the beginning.)  
Trust in the Lord (trust in the Lord)  
With all your heart (with all your heart)  
And lean not on your own understanding (understanding);  
In all your ways (all your ways)  
Acknowledge him (acknowledge him)  
And he will make your paths straight.

*"Trust in the Lord" (Proverbs 3:5-6) by Rob Biagi. © 2005 Group Publishing, Inc. All rights reserved.*

## How Wide? (Ephesians 3:18)



### Track 12

Lord, I don't really understand ..... (Shake your head as if in doubt.)  
Everything that's in your plan. .... (Spread your hands, palms down, for "everything.")  
But if there's one thing we should know, .... (Lift one pointer finger in front of you and then point to your head.)  
It's the way you love us so. .... (Cross your arms on your chest.)  
How wide, how long, ..... (Extend your arms forward and pulse on the beat.)  
How high, and how deep ..... (Reach high and then bring your hands low.)  
Your love really is: ..... (Cross your arms on your chest.)

How wide, how long, ..... (Extend your arms forward and pulse on the beat.)  
How high, and how deep ..... (Reach high and then bring your hands low.)  
Your love really is, ..... (Cross your arms on your chest.)  
Your love really is.

*"How Wide?" (Ephesians 3:18) by Jay Stocker. © 2004 Group Publishing, Inc. All rights reserved.*

## Wherever You Go (Joshua 1:9)



### Track 13

Have I not commanded you?  
Be strong and courageous.  
Do not be terrified;  
Do not be discouraged,  
For the Lord your God will be with you  
Wherever you go.  
Wherever you go.  
Wherever you go.  
(Repeat twice.)  
Wherever you go.  
Wherever you go.  
Wherever you go.

*"Wherever You Go" (Joshua 1:9) by Jay Stocker. © 2006, 2008 Group Publishing, Inc. All rights reserved.*

### Worship Leader Tip

Find the motions for this song on the Sing & Praise DVD in your KidsOwn Worship Kit!

## The One and Only Lord (Mark 12:29)

Track 14



Listen (echo), ..... (Put your hand to your ear as if listening.)  
O, Israel! ..... (Put your hands around your mouth as if calling.)

Listen (echo),  
O, Israel!

The Lord our God is the one and only Lord (clap) ..... (Raise one hand high and then the other, then hold up one index finger for "one.")

The Lord our God is the one and only Lord (clap) (clap)

The one and only (clap) (clap) Lord.

(Repeat from the beginning.)

*"The One and Only Lord" (Mark 12:29) by Jay Stocker. © 2005 Group Publishing, Inc. All rights reserved.*

## Forgive (Colossians 3:13)



Track 15

Bear with each other and forgive ..... (Bring your hands closer and closer to each other three times. Rub your palms together.)

Whatever grievances ..... (Continue rubbing palms together.)

You may have against one another ..... (Point all fingers on your right hand into the left palm so your hands form a T.)

(Repeat.)

Forgive as the Lord forgave you. .... (Rub your palms together. Point up with your right hand.)

Forgive as the Lord forgave you. Yeah! .... (Point to the audience with both hands extended. Pull your fist back in a downward motion to indicate "Yes!")

*"Forgive" (Colossians 3:13) by Jay Stocker. © 2006 Group Publishing, Inc. All rights reserved.*

## Praise to the Lord, the Almighty

Track 16



Praise to the Lord, the almighty, ..... (Clap on "Praise," "to," and "the." Point up, then make muscles.)

The king of creation ..... (Sign "king" by forming a K with your right hand and moving it from left shoulder to right waist.)



O, my soul, praise him, ..... (Clap on "O," "my," and "soul." Then lift your hands high.)

For he is thy health and salvation ..... (For "health," spread your fingers wide, and put them high on your chest. Then move your arms out from your chest and close your hands into fists. For "salvation," cross fists and uncross your fists, rotating them outward and to your sides.)

All ye who hear, ..... (Cup your ear with your hand.)

Now to his temple draw near; ..... (Beckon "come.")

Join me in glad adoration! ..... (Beckon "come," then cross your arms on your chest.)

Praise to the Lord! ..... (Clap on "Praise," "to," and "the." Point up, then make muscles.)

O, let all that is in me adore him ..... (Spread your arms wide, then cross your arms on your chest.)

All that hath life and breath, ..... (For "life," shape L's with both hands and make a scooping motion in front of your abdomen. For "breath," put your palms on your chest and move them in and out to indicate breathing.)

Come now with praises before him! ..... (Beckon "come.")

Let the "Amen" ..... (Place your hands together as if for prayer.)

Sound from his people again ..... (Cup your ear with your hand.)

Gladly, for aye we adore him! ..... (Nod your head and cross your arms on your chest.)

*"Praise to the Lord, the Almighty" by Joachim Neander.*

# For the Glory of God (1 Corinthians 10:31)



Track 17

(Chorus)

So whether you eat or drink, ..... (Sway and clap.)

Or whatever you do,

Do it all

For the glory of God. .... (Pump your fists high.)

Hey!

Whether you eat or drink, ..... (Sway and clap.)

Or whatever you do,

Do it all

For the glory, the glory of God. .... (Pump your fists high.)

For the glory of God! ..... (Circle your arms.)

For the glory of God!

For the glory, for the glory of God.

For the glory, for the glory of God.

(Verse 1)

You could be a scientist; ..... (Put your finger to your chin and look thoughtful.)

You could be a soccer player. .... (Lift your knee.)

It doesn't matter, as long as ..... (Shrug your shoulders and then clap on the beat.)

You do it all for the glory of God! ..... (Raise your hands high.)

(Sing chorus.)

(Verse 2)

You could be a brother or sister; ..... (Shake hands with someone.)

You could be a best friend, too. .... (Shake hands with someone else.)

It doesn't matter, as long as ..... (Shrug your shoulders and then clap on the beat.)

You do it all for the glory of God! ..... (Pump your fists high.)

(Sing chorus.)

*"For the Glory of God" (1 Corinthians 10:31) by Jay Stocker. © 2005 Group Publishing, Inc. All rights reserved.*

# Give as Freely (Matthew 10:8)



Track 18

God has given so much to us. .... (With both arms extended, make a scooping motion toward yourself.)

We should use it, let it shine. .... (Extend your arms again and circle your hands on "shine.")

Your time and your talent— ..... (Turn one hand and then the other palm up.)

Give it all, yeah, give your life! ..... (Jump on the beat.)

Give as freely, as freely, ..... (Point in front of you.)

Give as freely as you have received. .... (Point to yourself.)

Give as freely, as freely, ..... (Point in front of you.)

Give as freely as you have, as you have received. .... (Point to yourself.)

(Repeat from the beginning.)

As you have, as you have received. .... (Cross your arms over your chest.)

As you have, as you have received.

*"Give as Freely" (Matthew 10:8) by Jay Stocker. © 2006 Group Publishing, Inc. All rights reserved.*

# I Sing the Mighty Power of God



## Track 19

I sing the mighty pow'r of God. ....  
*(Direct an imaginary choir. On "power," make muscles with both arms. Point up for "God.")*

That made the mountains rise, ....  
*(Touch your fingers overhead to suggest a mountain.)*

That spread the flowing seas abroad. ....  
*(Move both hands to suggest water.)*

And built the lofty skies. ....  
*(Point up with both hands on "skies.")*

I sing the wisdom that ordained. ....  
*(Direct an imaginary choir and then point both pointer fingers to your head.)*

The sun to rule the day. ....  
*(Form a large circle with both arms.)*

The moon shines full at God's command, ....  
*(Spread the fingers on both hands wide.)*

And all the stars obey. ....  
*(Open and shut hands quickly to suggest stars.)*

I sing the goodness of the Lord. ....  
*(Direct an imaginary choir and then give two thumbs up for "goodness.")*

That filled the earth with food. ....  
*(Bring both arms up.)*

God formed the creatures with a word. ....  
*(Cup both hands around your mouth on "word.")*

And then pronounced them good. ....  
*(Give two thumbs up for "good.")*

Lord, how thy wonders are displayed. ....  
*(Spread both hands out.)*

Where'er I turn my eye, ....  
*(Point to your eyes and then turn your head right and left.)*

If I survey the ground I tread. ....  
*(Walk in place.)*

Or gaze upon the sky! ....  
*(Shade your eyes with both hands, and look up.)*

*"I Sing the Mighty Power of God" by Isaac Watts.*

# He Cares for You (1 Peter 5:7)



## Track 20

What are you worried about now?  
Trying to figure it out now—  
God knows right where you are now.  
You know it's all in his hands now.  
You know he cares for you;  
He always cares for you.

You know he'll see you through;  
He'll always see you through.

Cast all your anxiety  
On him  
Because he cares for you.  
He cares for you.  
Cast all your anxiety  
On him  
Because he cares for you.  
He cares for you.  
Jesus cares for you.

*(Repeat from beginning.)*

What are you worried about now?  
Trying to figure it out now—  
God knows right where you are now.  
You know it's all in his hands now.

*"He Cares for You" (1 Peter 5:7) by Jay Stocker. © 2004 Group Publishing, Inc. All rights reserved.*

# If Anyone Lacks Wisdom (James 1:5)



## Track 21

If anyone lacks wisdom,  
He should ask God.  
If anyone lacks wisdom,  
He should ask God,  
Who gives generously to all  
Without finding fault,  
Who gives generously to all  
Without finding fault.  
And it will be given to him.

*"If Anyone Lacks Wisdom" (James 1:5) by Dean-o. © 2003 Group Publishing, Inc. All rights reserved.*

## Worship Leader Tip

Find the motions for this song on the *Sing & Praise* DVD in your KidsOwn Worship Kit!

## Micah 6:8



### Track 22

He has showed you, O man, what is good.

And what does the Lord require of you?

To act justly

And love mercy,

To walk humbly with your God.

Walk humbly with your God.

*(Repeat.)*

To act justly

And love mercy,

To walk humbly with your God.

Walk humbly with your God.

He has showed you, O man, what is good.

And what does the Lord require of you?

To act justly

And love mercy,

To walk humbly with your God.

Walk humbly with your God.

To act justly

And love mercy,

To walk humbly with your God.

Walk humbly with your God.

To walk humbly with your God.

Walk humbly with your God.

To act justly

And love mercy.

---

*"Micah 6:8" by Jay Stocker. © 2004 Group Publishing, Inc. All rights reserved.*

## If We Confess (1 John 1:9)



### Track 23

If we confess, if we confess our sins,

He's faithful and just and will forgive us our sins

And purify us from all unrighteousness.

If we confess, if we confess our sins.

God says he will set us free if we confess our sins.

God says he will set us free if we confess our sins.

If we confess, if we confess our sins.

---

*"If We Confess" (1 John 1:9) by Carol Smith. © 2003, 2006 Group Publishing, Inc. All rights reserved.*

## Brotherly Love (Romans 12:10)



### Track 24

Yeah, yeah,

Yeah, yeah,

Yeah, yeah,

Yeah.

Be devoted to one another

In brotherly love, in brotherly love.

Be devoted to one another

In brotherly love, in brotherly love.

Your love must be real;

It must be sincere.

Honor one another above yourselves.

Be devoted to one another

In brotherly love, in brotherly love.

Be devoted to one another

In brotherly love, in brotherly love.

*(Repeat.)*

Be devoted to one another

In brotherly love, in brotherly love.

---

*"Brotherly Love" (Romans 12:10) by Jay Stocker. © 2004 Group Publishing, Inc. All rights reserved.*

**Worship  
Leader Tip**  
Find the motions for this  
song on the *Sing & Praise*  
DVD in your KidsOwn  
Worship Kit!