

LEARNING WORKSHEETS FIRST GRADE



NAME: _____

Our Mission: To foster understanding, wonder, and respect for Hawaii's marine life.
E paipai i ka 'i'ini e ulu ai ka 'ike ku'una Hawai'i e ola mau ka nohona moana.




Same or

Different?

*Note to instructor: As you walk through the aquarium, make note of similarities or differences among the fish. Encourage your students to notice color, pattern, shape of body, tail, mouth, etc.

Discussion:
How do colors, patterns, and body shapes help fish survive in their environment?
e.g. color/pattern for camouflage or defense. Mouth shapes for getting food, long and skinny mouth for getting into small places.



Choose two different fish. In the space provided below record differences and similarities between the fish you chose.


First Fish: _____ Second Fish: _____

The fish are the SAME because _____

_____.

The fish are DIFFERENT because _____

_____.



Marine Diversity

Water vs. Air

Not all marine animals can breathe underwater. Some take deep gulps of air and hold their breath underwater for a long time! Do you know which animals can breathe underwater and which cannot?

Circle the word WATER or AIR below for where each animal breathes.

ANIMAL

WATER VS. AIR

Sea Turtle

Water or Air

Reef Fish

Water or Air

Shark

Water or Air

Monk Seal

Water or Air

Dolphin

Water or Air



Honu

Hawaiian Green Sea Turtle

Turtle Lagoon, Maui Ocean Center

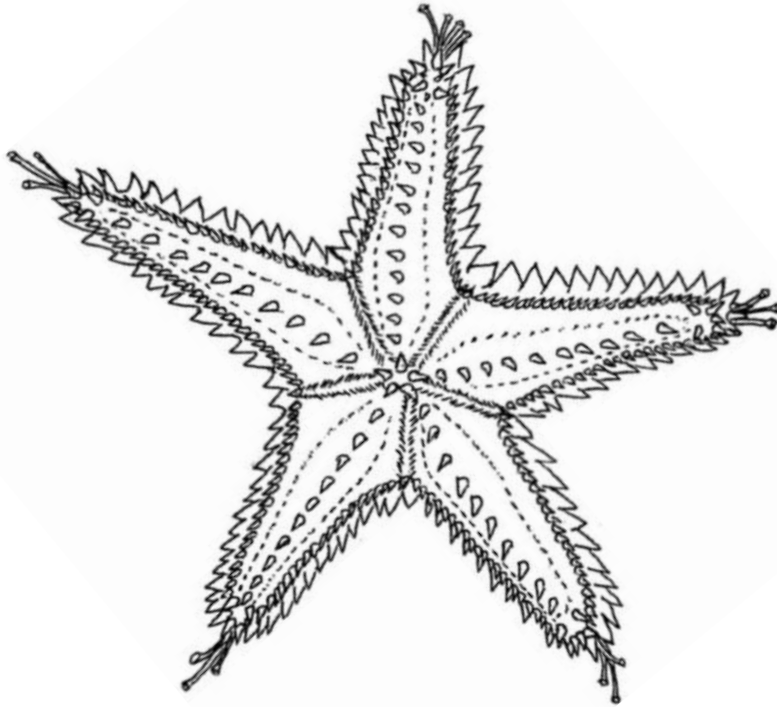


Let's Count!

How Many?

Visit the Tide Pool and gently touch the animals. Use a gentle TWO FINGER touch and DO NOT take the animals out of the water.

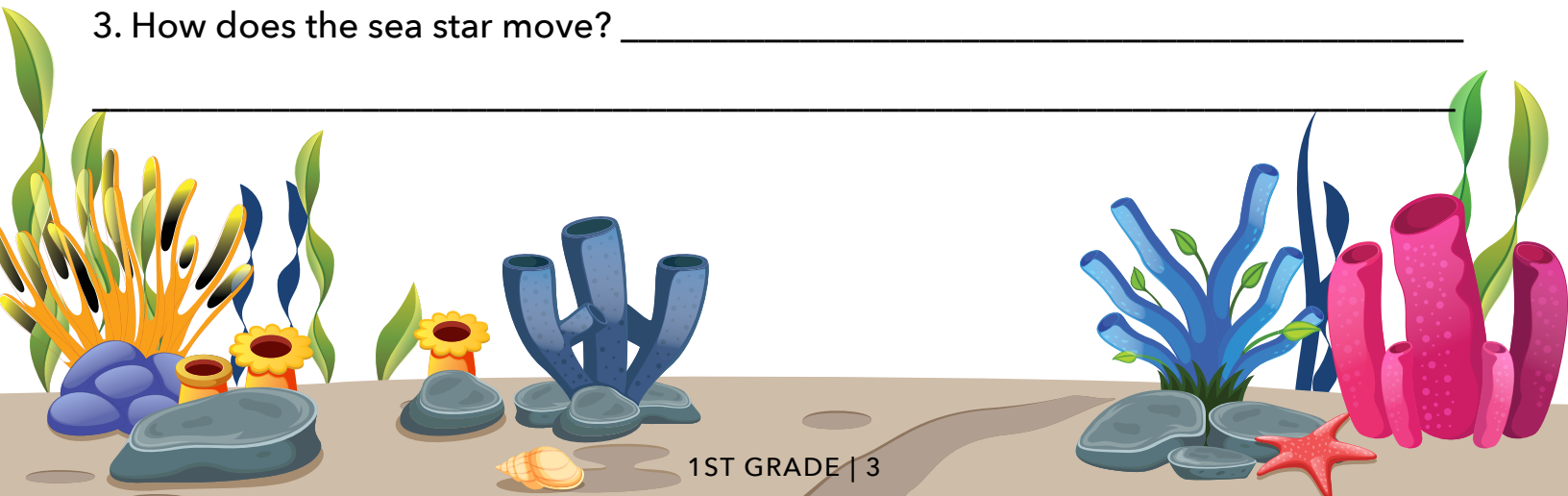
*Note to instructor: Discuss how to touch these animals so they do not get hurt or stressed. Use the gentle TWO FINGER touch.



1. Where is the sea star's mouth? _____

2. What did the sea star feel like? _____

3. How does the sea star move? _____



Tide Pool Animals

Sea Cucumber

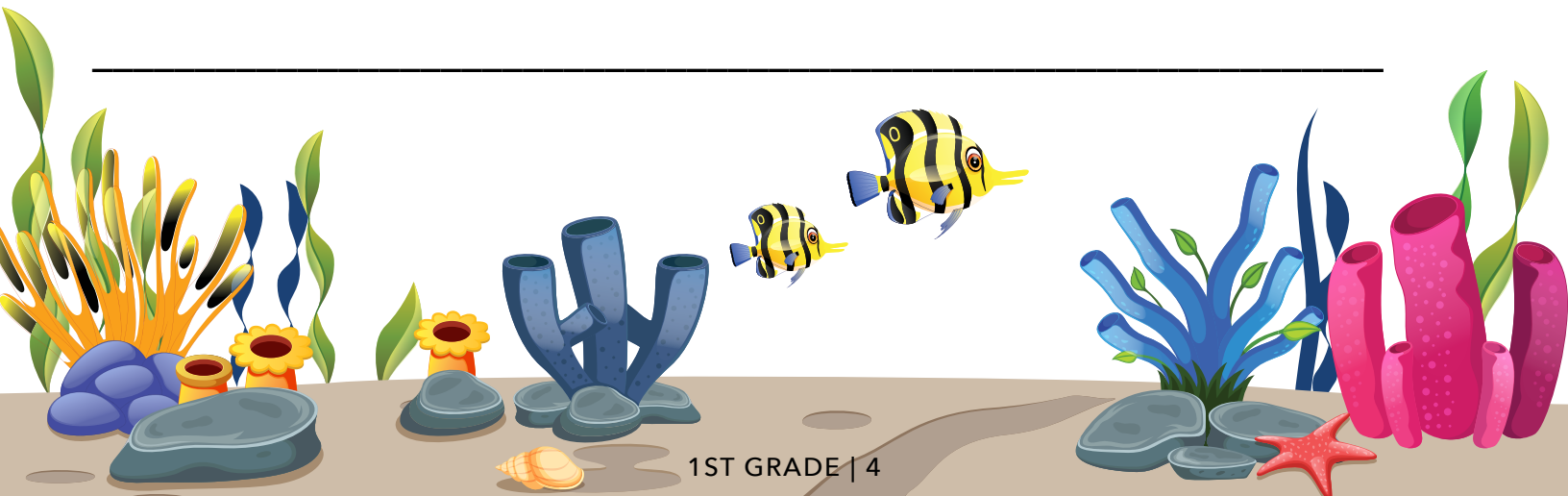
Visit the Tide Pool and gently touch the animals. Use a gentle TWO FINGER touch and DO NOT take the animals out of the water.



1. Where is the sea cucumber's mouth? _____

2. What does the sea cucumber feel like? _____

3. What does the sea cucumber eat? _____



Tide Pool Animals

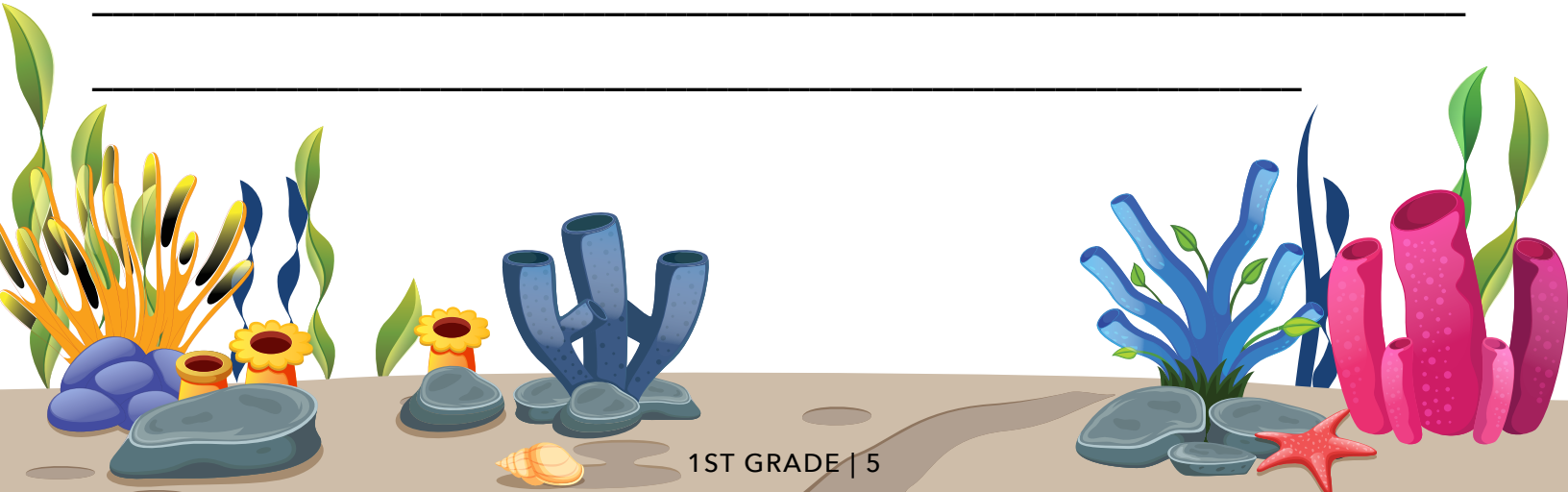
Sea Urchin

Visit the Tide Pool and gently touch the animals. Use a gentle TWO FINGER touch and DO NOT take the animals out of the water.



1. What does the sea urchin feel like? _____




2. Why does this animal have spines? _____

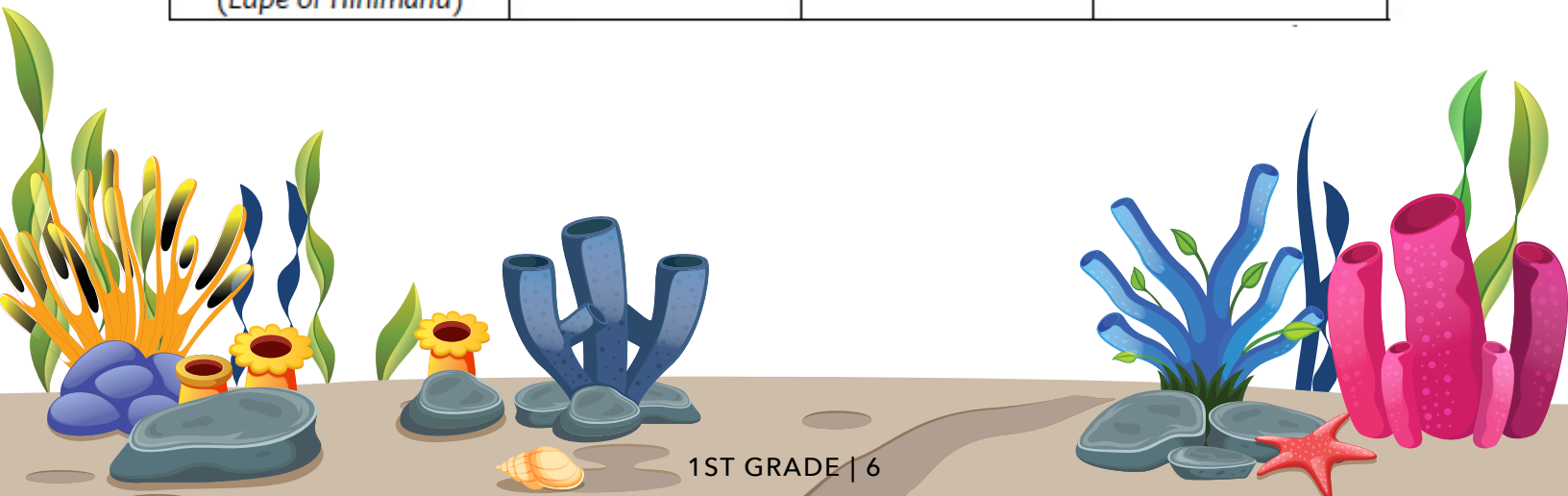


Open Ocean Animals

Recording Data

Find these animals within the Open Ocean Exhibit. Make observations and answer the questions above for each type of animal. This is how you record data. When you are finished, share your findings with the others in your group.

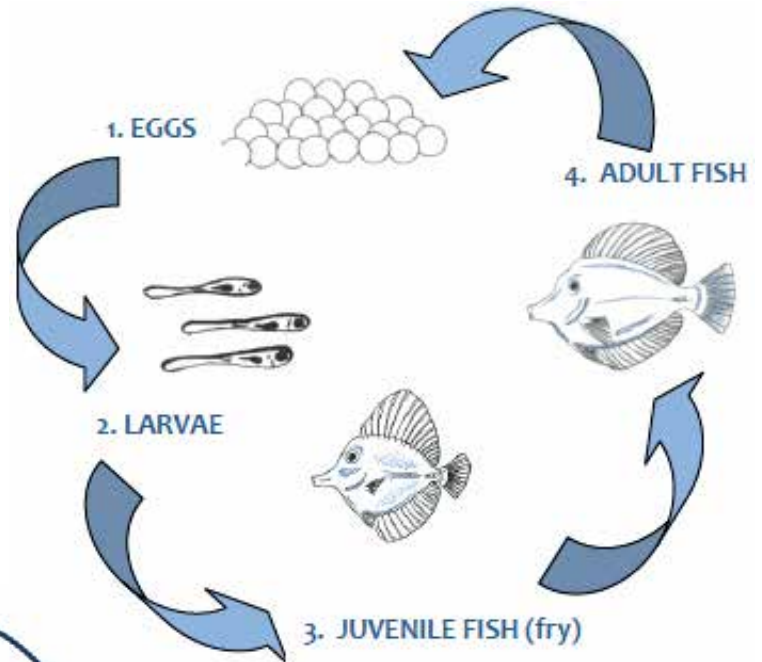
Animal	How many did you see?	Were they moving fast or slow?	Was this animal swimming alone or in a group?
 Shark (Manō)			
 Giant Trevally ('Ulua aukea)			
 Stingray (Lupe or Hihimanu)			




Animal Life Cycles

Marine animals go through many different stages of life. The drawing to the right shows the life-cycle of fish from eggs to larvae to juvenile fish (or fry), then adult fish.

Write the number and name for the different stages of life that the Yellow tang is going through in the drawings below.

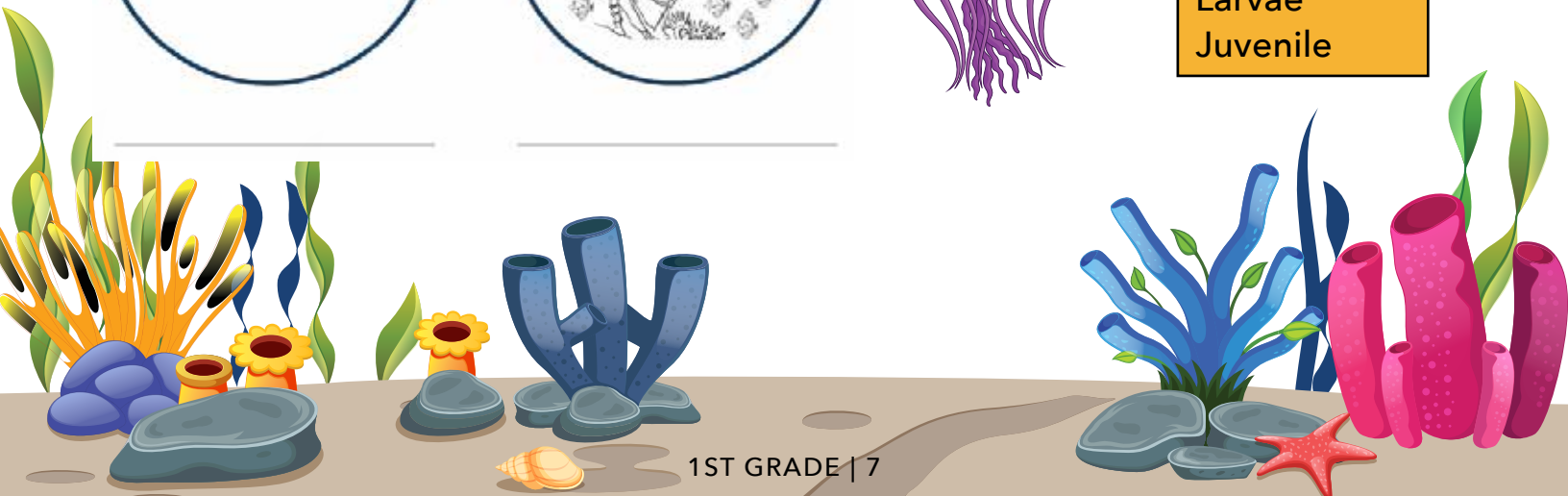


Discussion:
What are the differences between each stage of life?
(Think about their size, diet and habitat).



Vocabulary

Larvae
Juvenile




Find us!

at Maui Ocean Center

Find the animals you saw and write the name of each animal on the blank lines next to the picture and description using the word bank on this page.

Discussion:
What did you learn
about each animal
while you were at
Maui Ocean Center?




I am the Hawai'i State Fish.

What is my Hawaiian name? _____



Word Bank

Sea Turtle
Sting Ray
Sea Jelly
humuhumunukunukuapua'a
Hammerhead Shark
Coral
Octopus



Find us!

at Maui Ocean Center




I look like a colorful rock, but I am actually a living animal! What am I?



I have a wide head and sharp teeth. What am I?



I have a hard shell and breathe air. What am I?



Find us!

at Maui Ocean Center




I have eight arms and can change my shape and color. What am I?




I have a clear body and drift in currents. What am I?



I am flat and look like I'm flying through the water. What am I?





Word Search

Directions: Find each word hidden in the puzzle and circle it.
The first one is circled for you.

D	F	I	S	H	G	J	A	S	B
A	E	V	H	S	R	E	F	E	G
C	O	R	A	L	R	L	G	A	O
A	C	B	R	F	U	L	Y	T	C
K	E	R	K	T	H	I	U	U	T
O	C	E	A	N	E	E	L	R	O
L	M	S	T	Q	V	S	O	T	P
R	E	E	F	E	W	H	P	L	U
A	S	D	F	G	H	J	B	E	S
C	R	A	B	B	N	M	A	B	C

Word List

CORAL
CRAB
EEL
FISH
SEA TURTLE
JELLIES
OCEAN
OCTOPUS
REEF



Sunlight

Sea turtles are a cold-blooded animal, which means they rely on the warmth of the sun and the coolness of the ocean to control the temperature of their body. When turtles come out of the cool water and onto the warm sand, it is called basking. By doing this they are able to regulate their body temperature. Humans, like all mammals, are warm-blooded. Our bodies self-regulate the temperature of our blood for us. Sea turtles will bask for hours and it is very important not to bother them while they are resting!

Color this picture of a green sea turtle basking on the beach!

