



Learning in Nonstationary Environments

Prof. C. Alippi and Prof. M. Roveri
Politecnico di Milano, DEIB, Italy



IEEE WCCI 2016 TUTORIAL
Vancouver, CANADA, Jul. 24, 2016



Summary

- Learning in nonstationary environments
- Searching for adaptation:
 - Instance selection
 - Instance weighting
 - Model ensemble
- Passive solutions
- Active solutions
- Comments, resources and future trends
- Let's play with Matlab...




A "toy" example

???

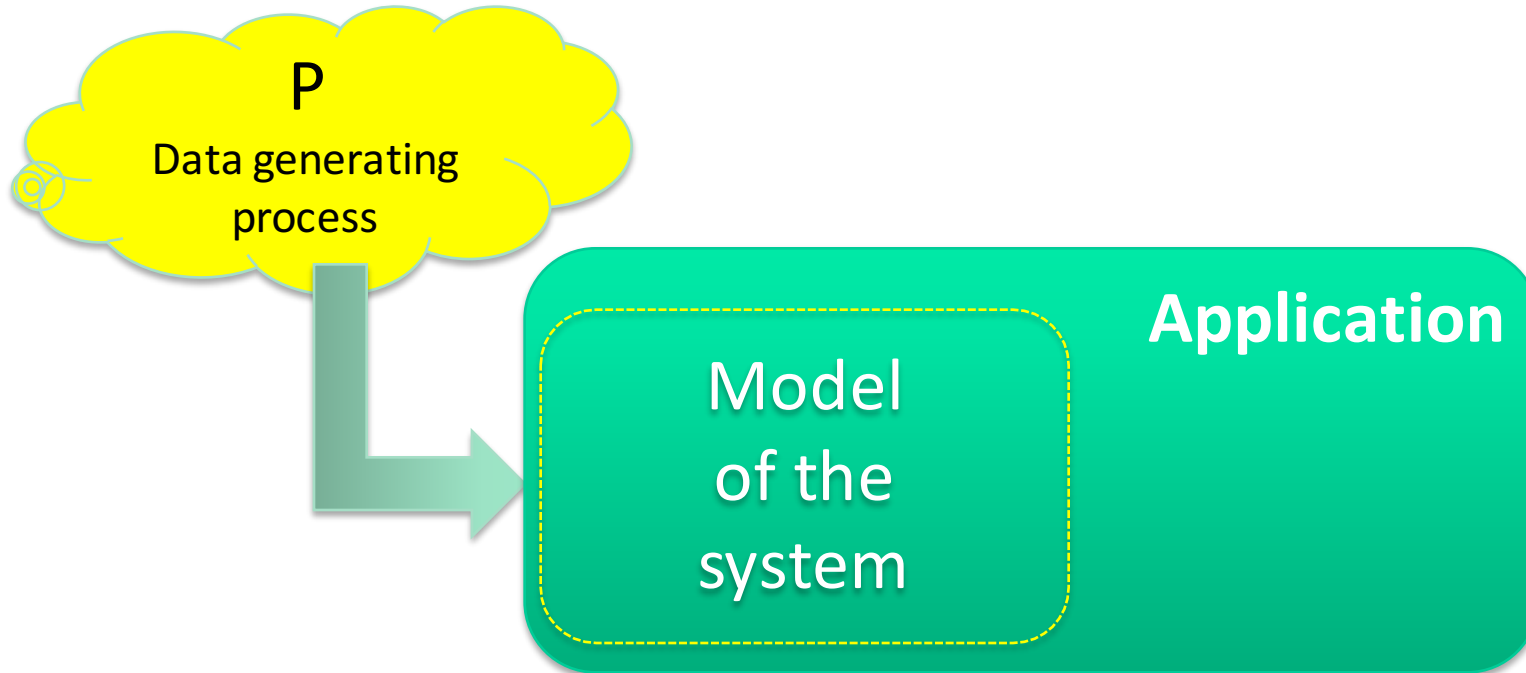
A very tough classification problem

Physical model ?
I did not completed my PhD in Physics yet

Data-driven might be a good solution (brute-force as well)

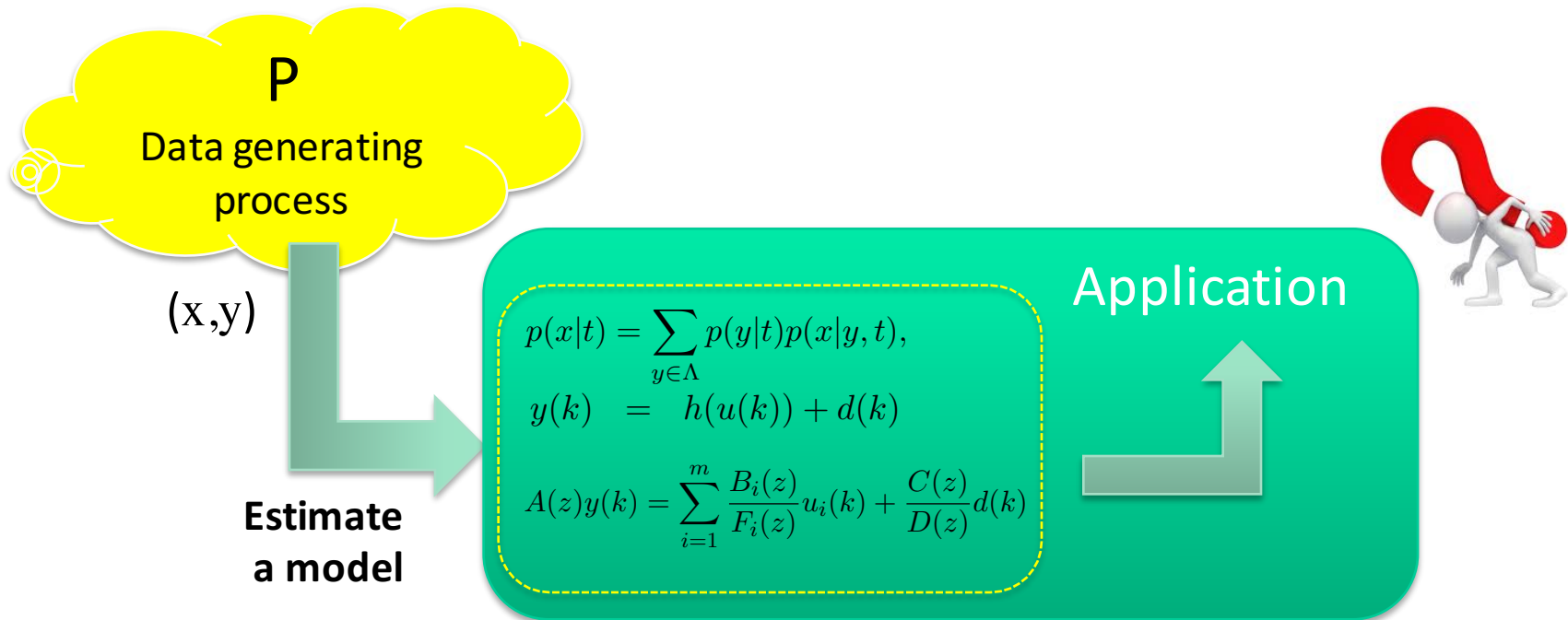


What is the learning goal here?





Learning the system model



We will come back to the learning mechanism later



Non-linear regression: statistical framework

The time invariant **process** generating the data

$$y = g(x) + \eta,$$

provides, given input x_i output instance

$$y_i = g(x_i) + \eta_i$$

We collect a set of couples (**training set**)

$$Z_N = \{(x_1, y_1), \dots, (x_N, y_N)\}$$

And wish to model unknown $g(x)$ with
parameterized **family of models** $f(\theta, x)$

The goal of **learning**
is to build a model
able to **explain past**
data Z_N and **future**
instances provided
by the data
generating process.



- **Up to now** we assumed the system model to be time invariant...



But everything and everybody changes over time ...

© Original Artist
Reproduction rights obtainable from
www.CartoonStock.com



IT'S HARD TO BELIEVE WE MET AT A FITNESS CLUB

Be aware of *Gradual* Concept drift...



Ageing effects ...



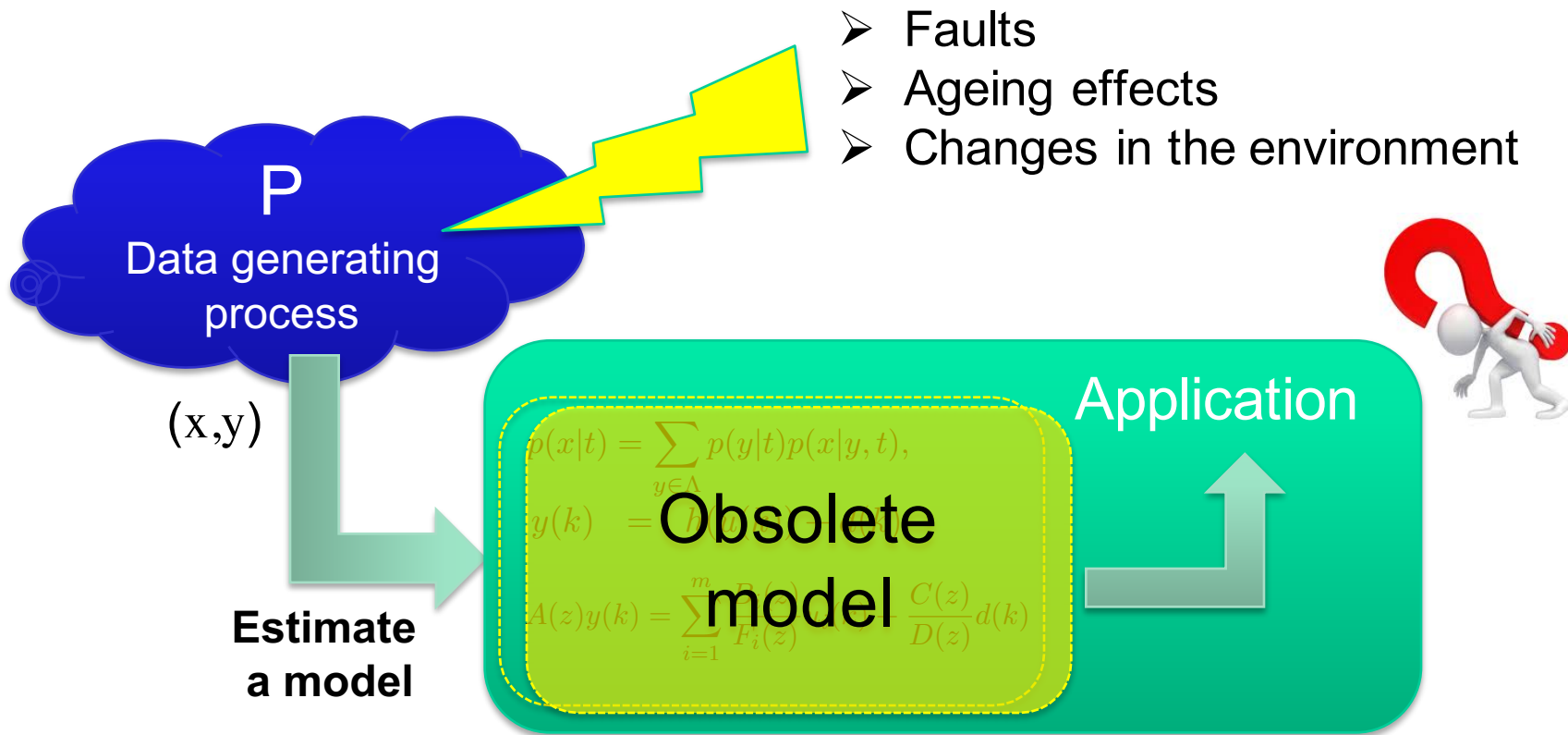


... changes in the system or the environment





Learning in Nonstationary Environments: the effect of the non-stationarity



Perturbed, incorrect and missing data can hence heavily affect the subsequent processing phase so as to possibly induce wrong decisions or on-the-field reactions.



Stationarity and time invariance

- **Stationarity**

- We say that a data generating process is stationary when generated data are i.i.d. realizations of a unique random variable whose distribution does not change with time

- **Time invariance**

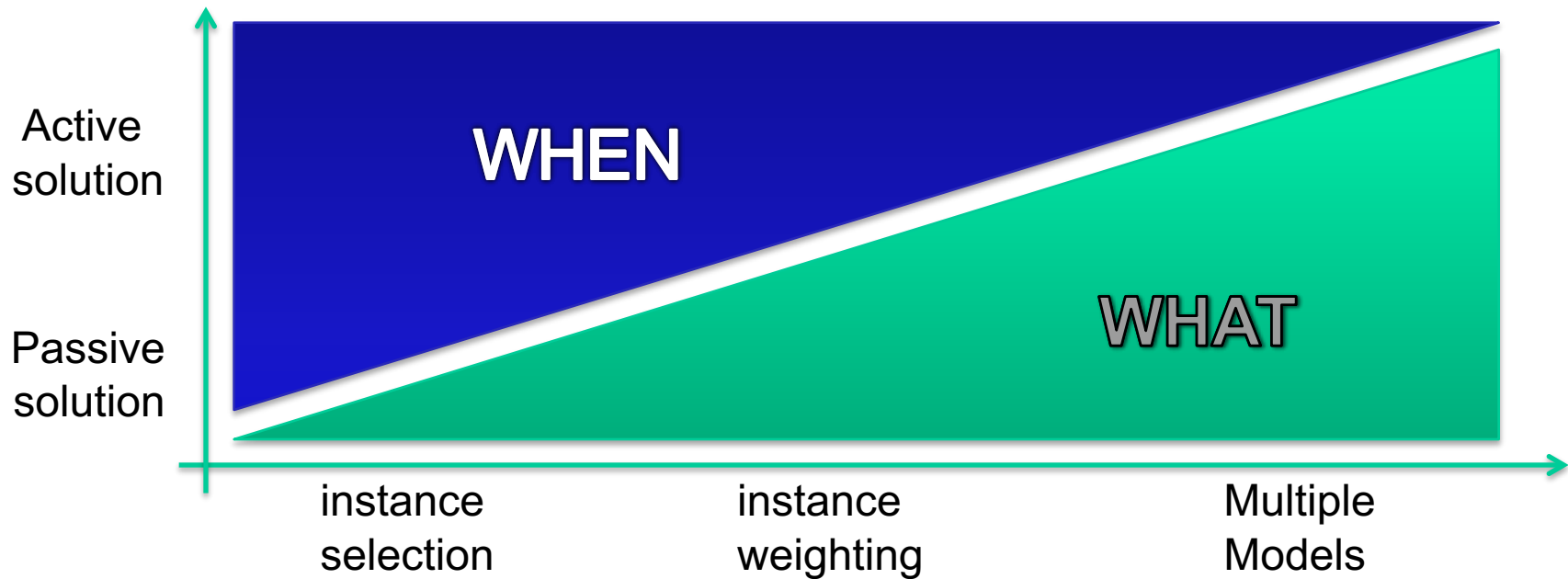
- We say that a process is time invariant when its outputs do not explicitly depend on time

$$y(t) = a_1(e^{t_0-t})y(t-1) + a_2y(t-2) + \eta, \eta = N(0, \sigma^2)$$



Searching for adaptation

- ❑ Traditional assumption: stationarity hypothesis
- ❑ Adaptive solutions in a non-stationary framework:

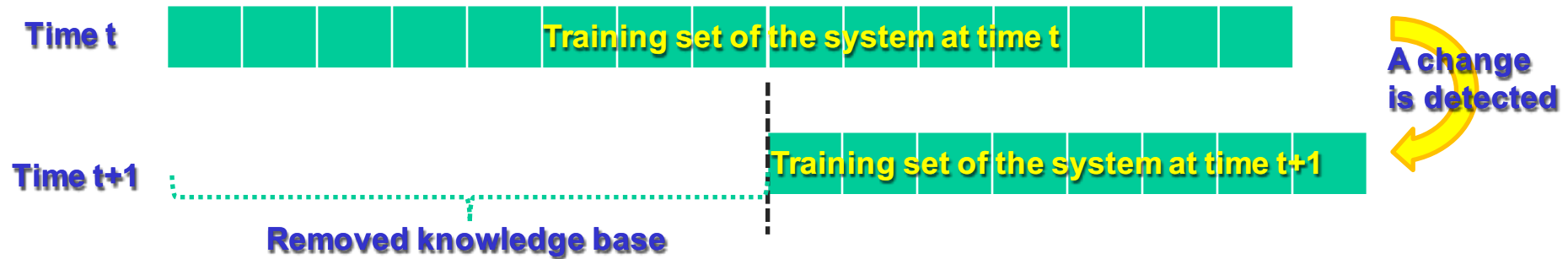


- ❑ A comprehensive methodology addressing this problem is not available



WHAT: Instance Selection

- **The idea:** *identifying the samples of the training set that are relevant to the current state of the process.*

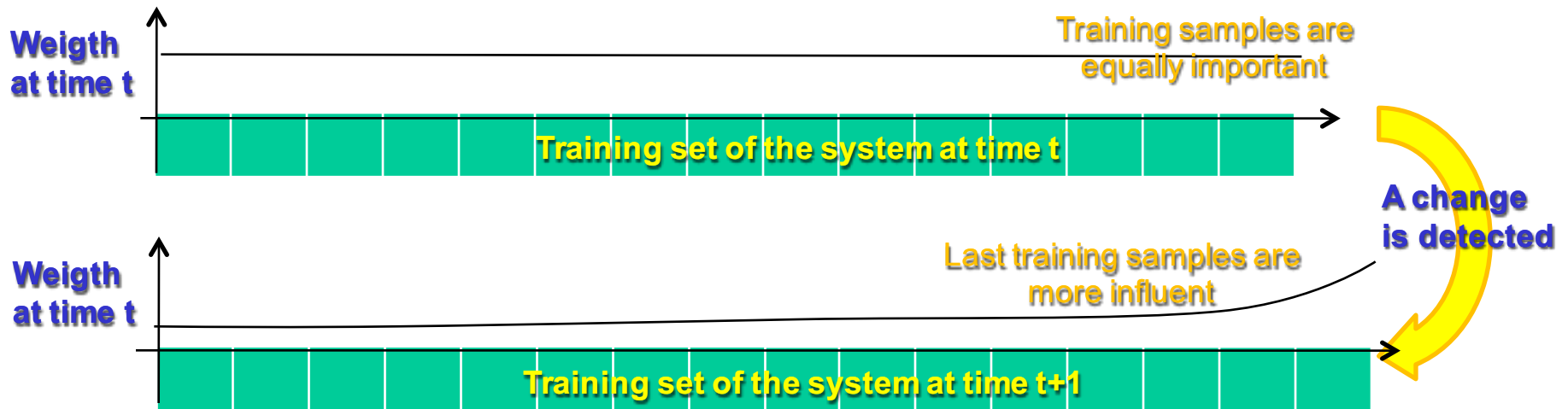


- The adaptive systems generally rely on a window over the most recent training samples to process the upcoming data
 - **fixed window approach:** the length of the window is fixed a-priori by the user
 - **heuristic approaches:** adapt the window length over the latest samples to maximize the accuracy



WHAT: Instance Weighting

- **The idea:** *training samples are not removed from the training set of the system but all the training samples (suitably weighted) are considered.*

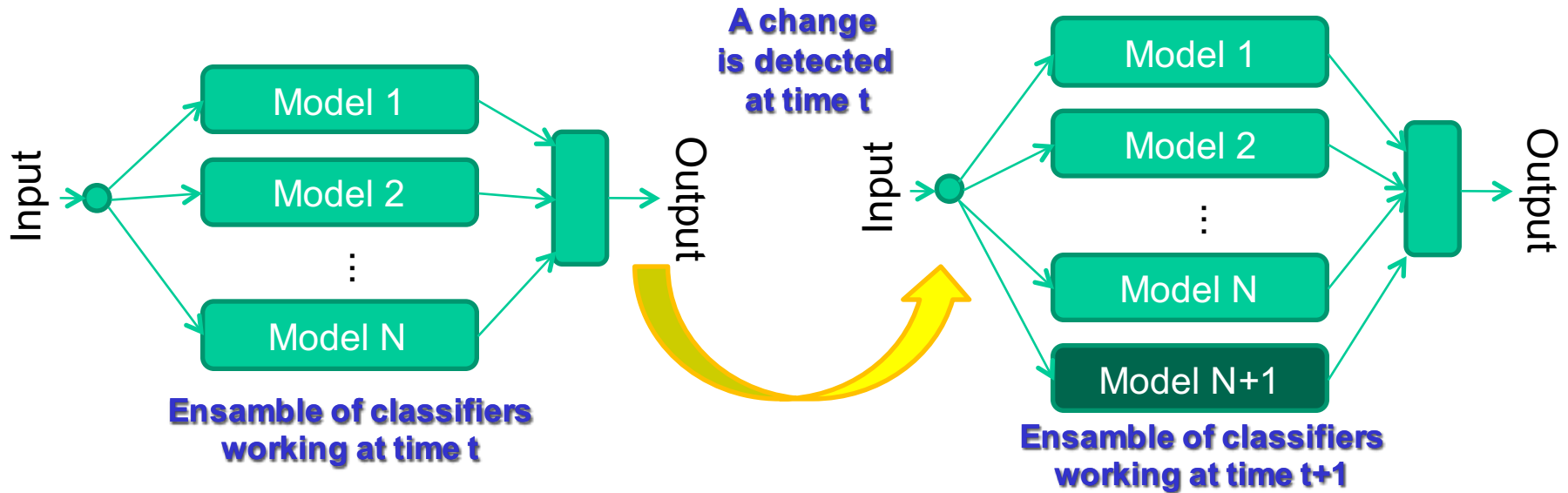


- The training samples might be weighted according to
 - the **age**
 - the **relevancy to the current state** of the process in term of accuracy of the last batch of supervised data



WHAT: Multiple Models

- **The idea:** *the outputs of an ensemble of models are combined by means of voting or weighted mechanisms to form the final output*



- All these systems includes **techniques for dynamically including new models in the system or deleting obsolete ones** (i.e., pruning techniques aiming at removing the oldest model or the one with the lowest accuracy).



Critical analysis of the considered approaches

▪ Instance selection

↑: low computational-complexity
reduced training set

↓: fixed windows or heuristics to adapt the window size
forgetting mechanisms

▪ Instance weighting

↑: low computational-complexity
availability of all the training samples for recurrent models

↓: heuristics to define the sample weights
full training set

▪ Multiple models

↑: availability of a model for “each bunch of data”

↓: high computational-complexity



WHEN: passive vs active approach

- **Passive solutions** continuously adapt the model without the need to detect the change
 - Ensembles of models with the adaptation phase consisting in a continuous update of the weights of the fusion/aggregation rule and creation/removal of models
- **Active solutions** rely on triggering mechanisms to identify changes in the process and react by updating the model
 - The most popular triggering mechanism is the change detection



Passive approach: the general idea

- The underlying data distributions may (or may not) change at any time with any rate of change.
- A **continuous adaptation** of the model parameters every time new data arrive
- **Maintain an up-to-date model** at all times
 - **Avoid** the potential pitfall associated with **false alarms** in active solutions



Passive learning

Online (incremental) learning

$$V_N(\theta, \{(x_i, y_i)\}) = L(y_i, f(\theta, x_i))$$

$$\theta_{i+1} = \theta_i - \eta \frac{\partial L(y_i, f(\theta, x_i))}{\partial \theta} \Big|_{\theta_i}$$

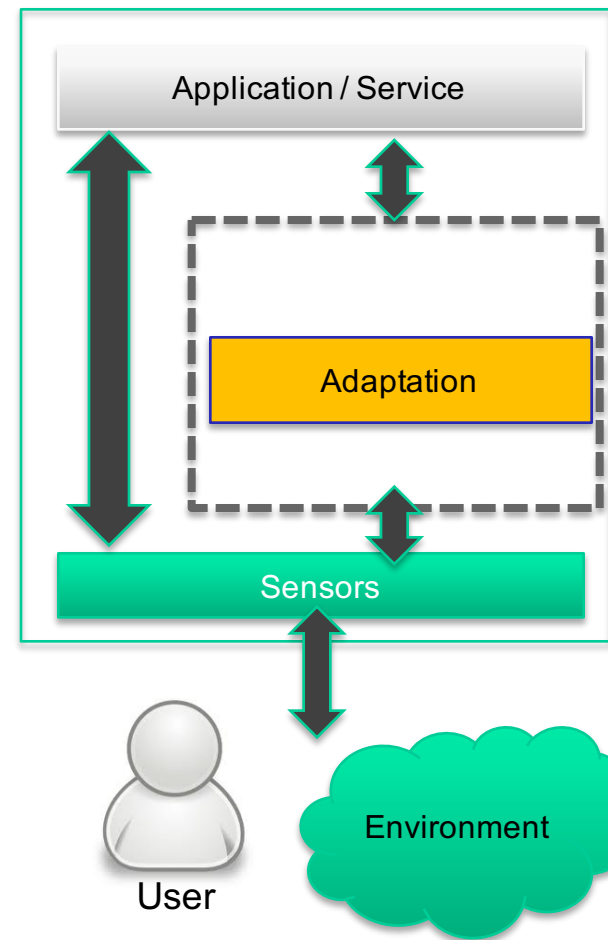
Batch learning

$$Z_{n,i} = \{(x_i, y_i), (x_{i-1}, y_{i-1}), \dots, (x_{i-n+1}, y_{i-n+1})\}$$

$$\theta_{i+1} = \theta_i - \eta \frac{\partial V_N(\theta, Z_{n,i})}{\partial \theta} \Big|_{\theta_i}$$

Ensemble learning

$$y(x) = \sum_{i=1}^k w_i M_i(x)$$



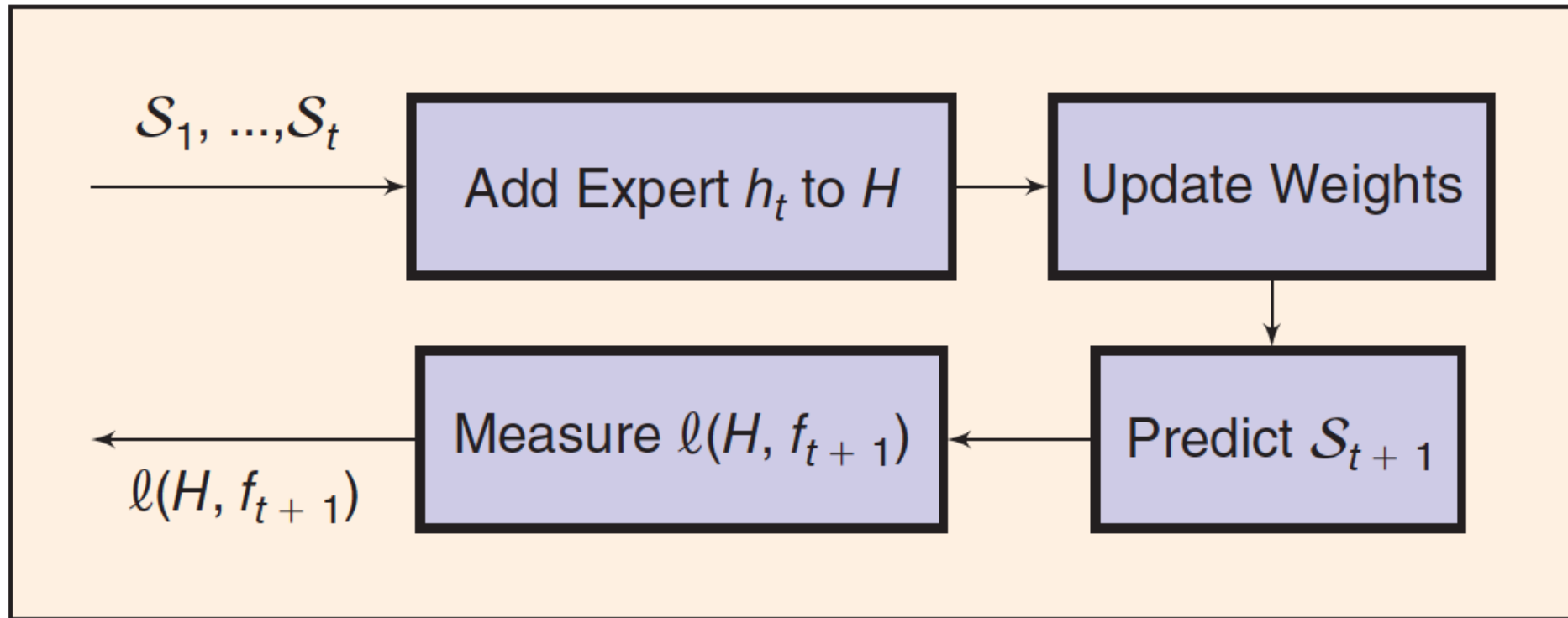


Ensemble-based mechanisms

- Ensemble-based approaches provide **a natural fit to the problem of learning in nonstationary environments**:
 - a) more accurate than single classifier-based systems
 - b) easily incorporate new data into a classification model (a new item into the ensemble)
 - c) provide a natural mechanism to forget irrelevant knowledge (removing an item from the ensemble)



Incremental learning ensembles in nonstationary environments





Incremental learning ensembles in nonstationary environments: SEA

- The **streaming ensemble algorithm (SEA)** was one of the earliest ensemble approaches:
 - **New classifiers are added** as new batches of data arrive
 - Classifiers are removed as the ensemble reaches a predetermined size
 - **Which classifier must be removed?**
 - evaluation of classifier's predictions
 - age of the classifier
 - remove the least contributing member



Incremental learning ensembles in nonstationary environments: other solutions

- Several popular extensions to online bagging/boosting for nonstationary environments
 - **Online bagging & boosting** form the basis of online nonstationary boosting algorithm (e.g., ONSBoost)
- **Dynamic weighted majority** (DWM) extends weighted majority algorithm to data streams with concept drift, and uses an updated period to add/remove classifiers
- Other approaches:
 - **accuracy updated ensemble** (AUE)
 - **random forest algorithm** has also been extended to learning nonstationary data streams



- Maintain an ensemble that applies a **time-adjusted loss function** to favor classifiers that have been performing well in recent times (not just the most recent ones)
- A classifier that performed poorly a long time ago **can be reactivated** (e.g., recurring or cyclic drift)

Input: Datasets $S_t := \{(x_i, y_i) : i \in [N_t]\}$, supervised learning algorithm BASE, and parameters a & b .
Initialize: $h_1 = \text{BASE}(S_1)$ and $W_1^1 = 1$.

- 1: **for** $t = 2, 3, \dots$ **do**
- 2: Compute loss of the existing ensemble

$$E_t = \frac{1}{N_t} \sum_{j=1}^{N_t} 1_{H_{t-1}(x_j) \neq y_j}, \quad (1)$$

where 1_τ evaluates to 1 if $\tau = \text{True}$ otherwise it is 0.

- 3: Update instance weights

$$D_t(j) = \frac{1}{Z_t} \begin{cases} E_t & H_{t-1}(x_j) = y_j \\ 1 & \text{otherwise} \end{cases}, \quad (2)$$

where Z_t is a normalization constant.

- 4: $h_t = \text{BASE}(S_t)$
- 5: Evaluate existing classifiers with new data

$$e_k^t = \sum_{j=1}^{N_t} D_t(j) 1_{h_k(x_j) \neq y_j} \quad (3)$$

Set $\beta_k^t = e_k^t / (1 - e_k^t)$.

- 6: Compute time-adjusted loss

$$\varphi_k^t = \frac{1}{Z_t'} \frac{1}{1 + \exp(-a(t - k - b))}, \quad (4)$$

$$\rho_k^t = \sum_{j=0}^{t-k} \varphi_k^{t-j} \beta_k^{t-j}. \quad (5)$$


- 7: Update classifier voting weights: $W_k^t = \log \frac{1}{\rho_k^t}$.
- 8: **end for**

Output: Learn++.NSE's prediction on \mathbf{x}

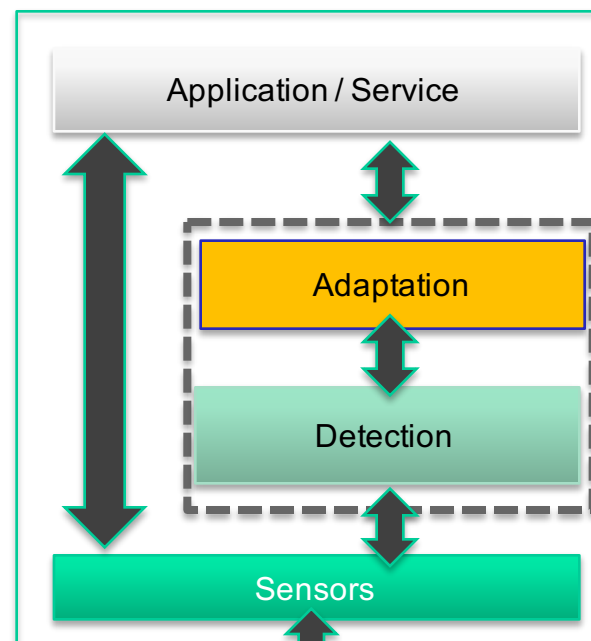
$$H_t(\mathbf{x}) = \arg \max_{\omega \in \Omega} \sum_{k=1}^t W_k^t 1_{h_k(\mathbf{x}) = \omega} \quad (6)$$



Active learning



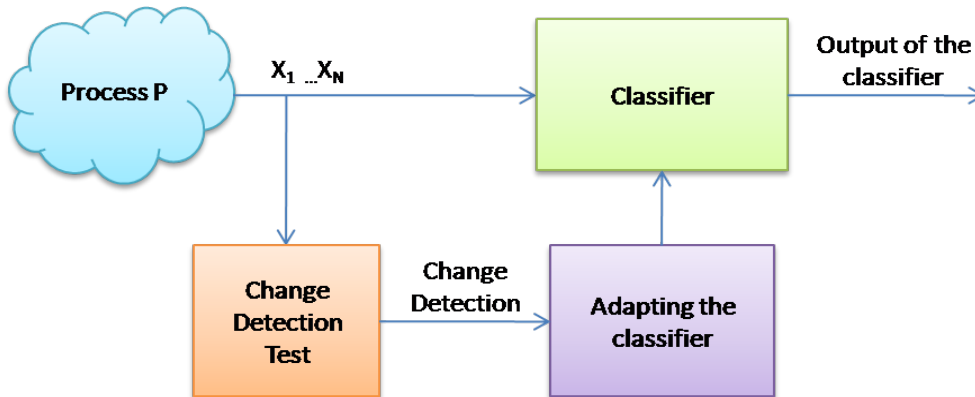
The Oracle provides information about an event, e.g., the occurrence of concept drift





WHEN: Triggering mechanisms

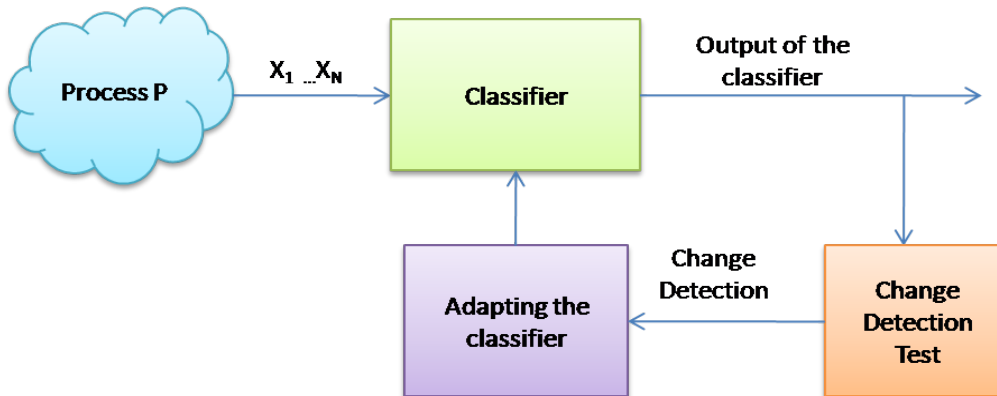
Change detection on the pdf of the inputs:



↑: monitoring the distribution of unlabeled observation

↓: this solution does not allow us for detecting changes that do not affect the distribution of observations

Change detection on the classification error

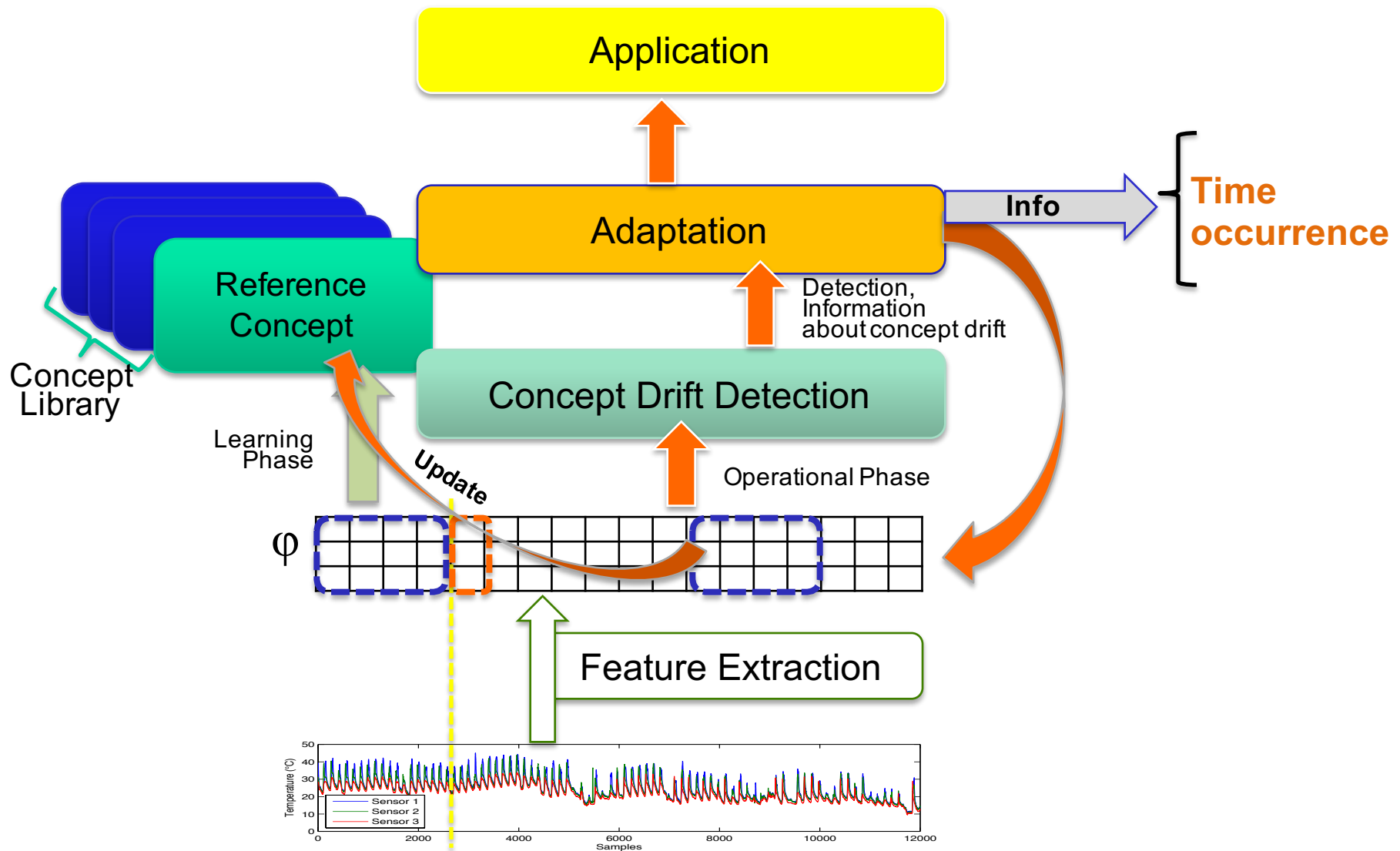


↑: reacting to changes when these directly influence its accuracy

↓: the need of supervised samples



The active learning framework within an evolving environment





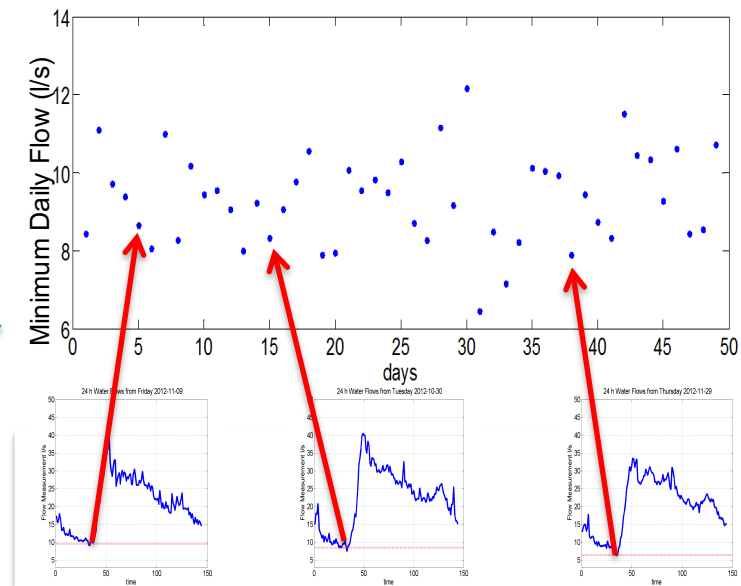
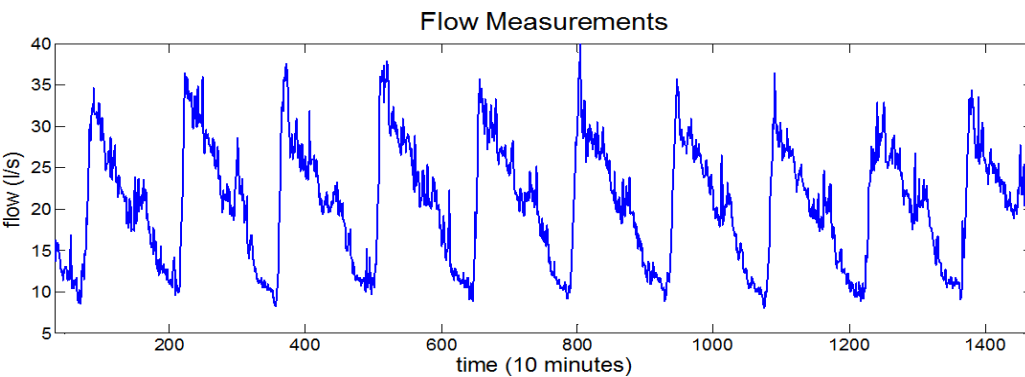
Features (1)

Features must be i.i.d (but data are generally signals)

- **Data space**

- ✓ Raw data are used (e.g., the minimum of the water consumption of a day @ district metered area)

Water flow at the DMA

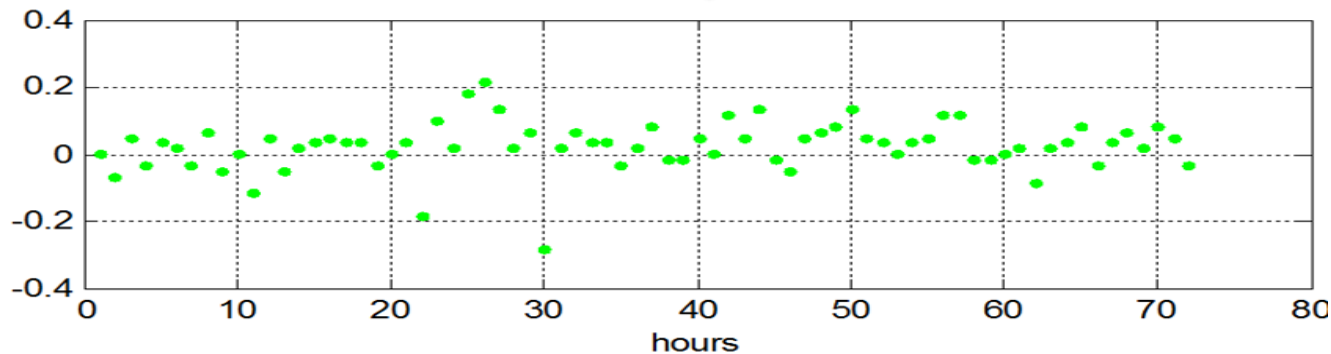
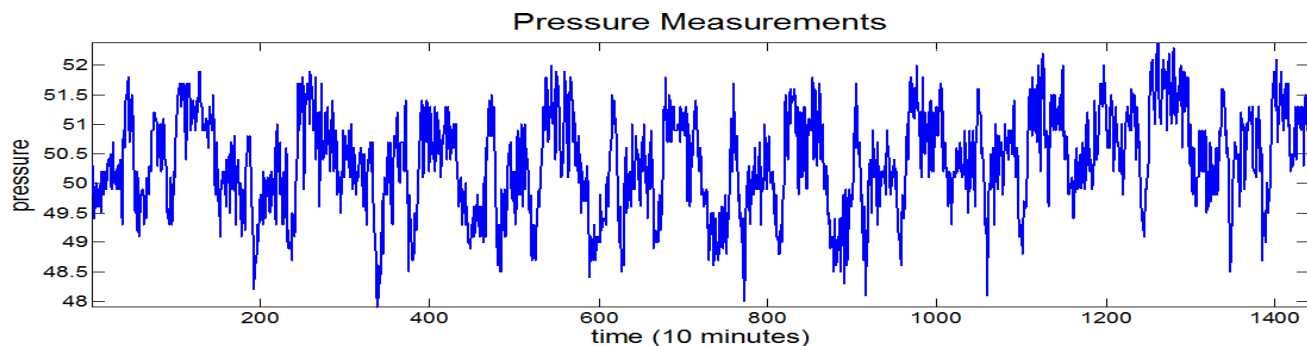




Features (2)

- **Feature space**

- ✓ Any i.i.d. feature (e.g., residual, measurements in a quality analysis applications)

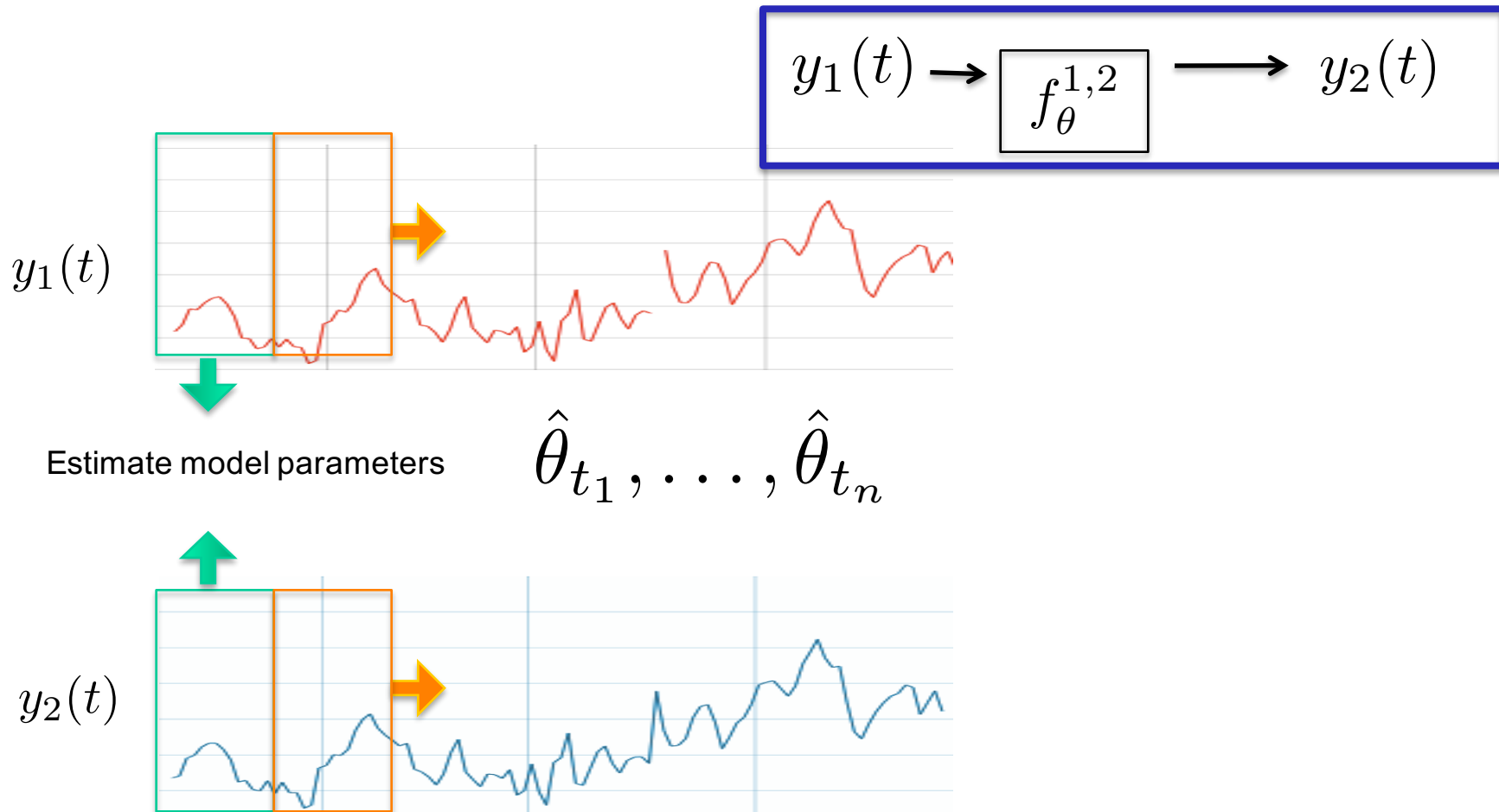




Features (3)

- **Model space**

- ✓ LTI models are used to approximate the signal





Active learning

Phase

Concept Drift Detection



Identification of the new state



Retrain the application

How

Change detection tests CDT
CPM Change point methods

Determination of consistent data instances

Online, batch or full learning



Ad hoc triggers designed to detect changes by inspecting sequences of data or derived features

- **Data-based methods**
 - Limit checking
 - Binary threshold
- **Statistical-based methods**
 - Statistical Hypothesis tests
 - Change-Point Methods
 - Change detection tests

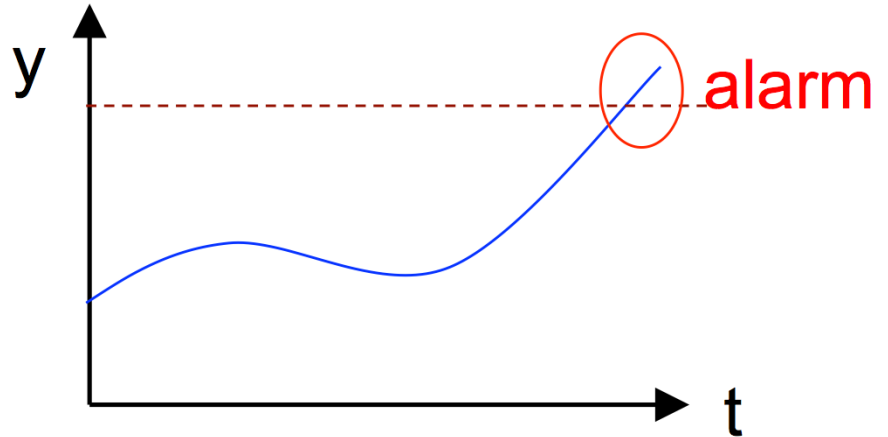


Limit checking

- Testing if a given (measured) variable exceeds (indicating a change) or not a known absolute limit.

$$y(t) \leq Y_{\text{lim}} \rightarrow F(t) = 0$$

$$y(t) > Y_{\text{lim}} \rightarrow F(t) = 1$$



- Variants:
 - Two limits, associated to different levels of safety.
 - Use of superior and inferior limits.
- Easy to implement.
- Too conservative (low change sensitivity).



Change detection with binary thresholds

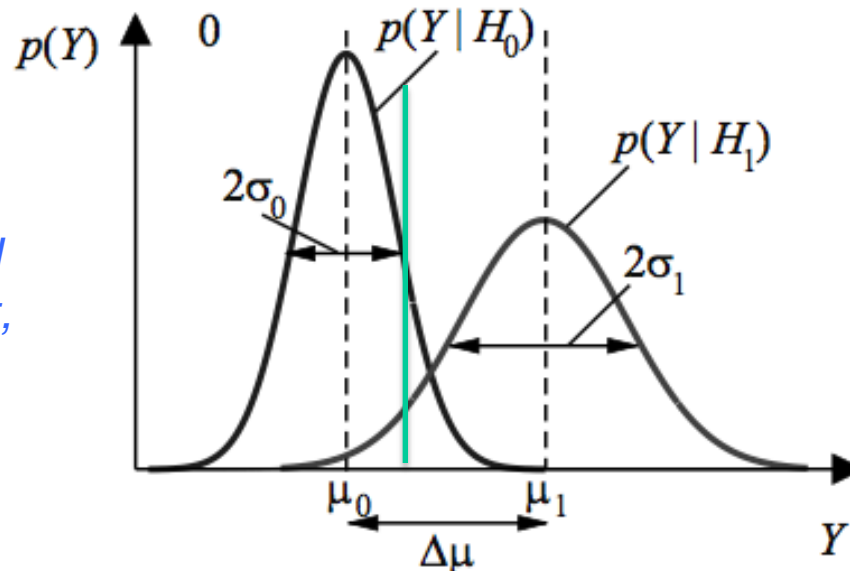
- Estimation of mean and variance
 - The monitored variables are usually stochastic variables $Y_i(t)$ with a certain pdf in nominal condition

$$\mu_i = E \{Y_i(t)\}; \quad \bar{\sigma}_i^2 = E \{[Y_i(t) - \mu_i]^2\}$$

- Changes are then expressed by

$$\Delta Y_i = E \{Y_i(t) - \mu_i\} \quad \text{and} \quad \Delta \sigma^2 = E \{[\sigma_i(t) - \bar{\sigma}_i]^2\}$$

If the pdfs do not significantly overlap, one could use a fixed threshold based on σ , e.g., $\gamma=2\sigma$



Ratio between the detection of small changes and false alarms



More powerful techniques need to be considered

→ *Statistical tests*

- off-line: fixed length sequence (after storing all data)
 - on-line: at each time instant
-
- **Statistical hypothesis tests:**
 - Off-line
 - Control of FPs
 - **Change detection tests**
 - On-line
 - No control of FPs



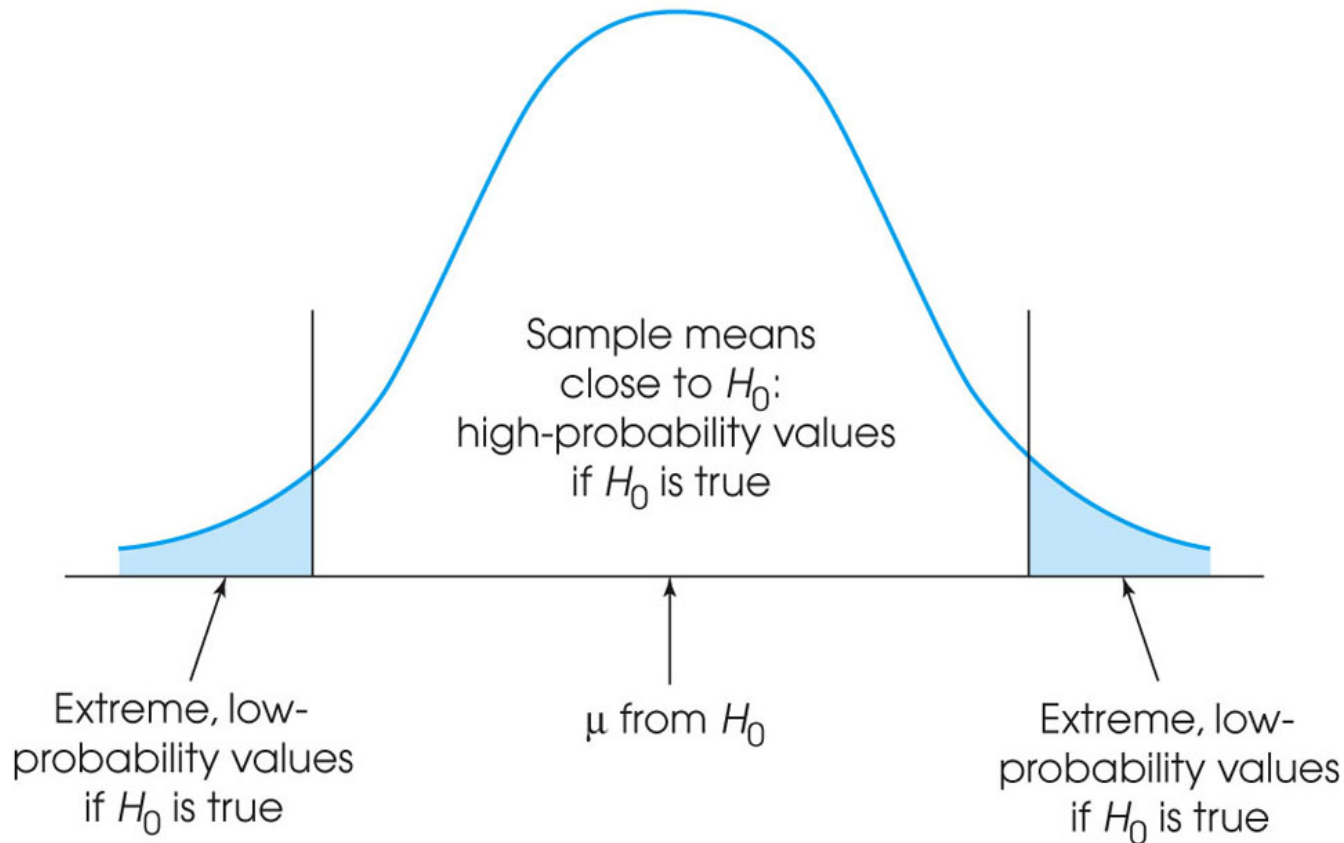
Statistical hypothesis tests

- Theory of statistics
- Testing one hypothesis (H_0) against one or more alternative hypotheses H_1, \dots, H_N
 - H_0 : null hypothesis (no change) $\rightarrow Y$ in Y_0
 - H_1, \dots, H_N : change hypothesis $\rightarrow Y$ in Y_1
- Decision: Based on the assumption that the null hypothesis is true if no fault occurs, the null hypothesis is rejected and the alternate hypothesis is accepted if the sample of the random variable Y falls outside the region of acceptance. Otherwise, H_0 is accepted and H_1 rejected



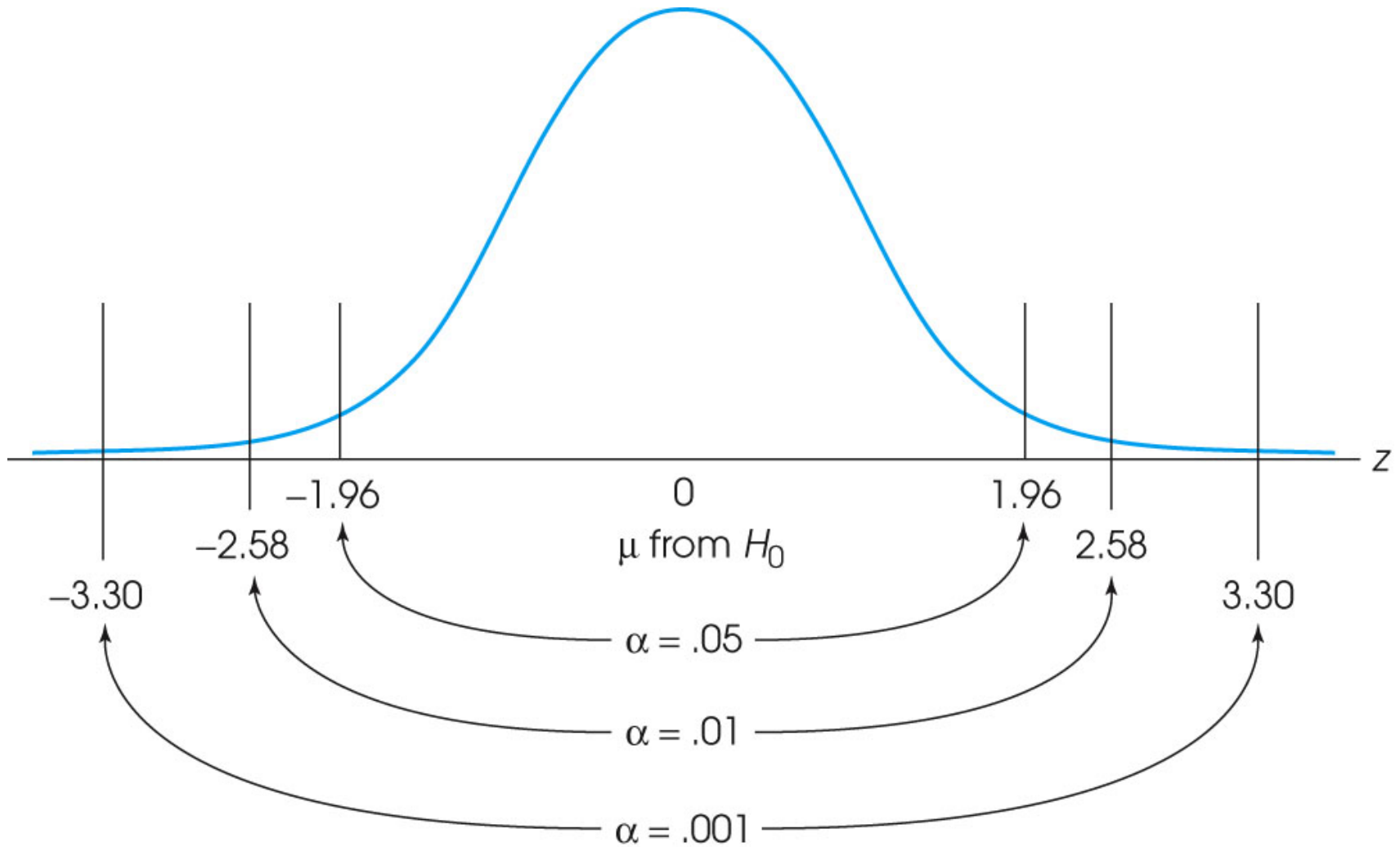
Regions of rejection and acceptance for a HT

The distribution of sample means
if the null hypothesis is true
(all the possible outcomes)





How to set the regions?





Hypothesis tests: the literature

	<i>Test family</i>	<i>Type (P/NP)</i>	<i>Change (Ab/Dr)</i>	<i>Entity under test</i>	<i>1D/ND</i>	<i>On-line/Off-line</i>	<i>Training Set /A priori information</i>	<i>Notes</i>
<i>Z-test</i>	Statistical Hypothesis testing	Parametric	Abrupt	Mean	1D	Off-line	Parameters	Assume normality and known variance
<i>t-test</i>	Statistical Hypothesis testing	Parametric	Abrupt	Mean	1D	Off-line	None	Assume normality
<i>Mann-Whitney U test</i>	Statistical Hypothesis testing	Non Parametric	Abrupt	Median	1D	Off-line	None	Rank Test
<i>Kolmogorov-Smirnov test</i>	Statistical Hypothesis testing	Non Parametric	Abrupt	Pdf	1D	Off-line	None	Also goodness of fit test
<i>Kruskal-Wallis test</i>	Statistical Hypothesis testing	Non Parametric	Abrupt	Median	1D	Off-line	None	Mann-Whitney based, Multiple subsets



Change point methods

CPMs inspect a sequence of data and check for concept drift

Given sequence

$$\mathcal{X} = \{x(t), t = 1, \dots, n\}$$

Produce a generic partitioning

$$\mathcal{A}_\tau = \{x(t), t = 1, \dots, \tau\},$$

$$\mathcal{B}_\tau = \{x(t), t = \tau + 1, \dots, n\}$$

and

$$\tau \text{ is a change point if } x(t) \sim \begin{cases} \mathcal{F}_0, & \text{for } t < \tau \\ \mathcal{F}_1, & \text{for } t \geq \tau \end{cases}$$

In practice

$$\begin{cases} \text{The estimated change-point in } \mathcal{X} \text{ is } M & \text{if } \mathcal{I}_M \geq h_{n,\alpha} \\ \text{No change-point identified in } \mathcal{X}, & \text{if } \mathcal{I}_M < h_{n,\alpha} \end{cases}$$



Change point methods

Example

$$x(t) \sim \begin{cases} \mathcal{N}(0, 1), & \text{if } t < 350 \\ \mathcal{N}(-1, 1), & \text{if } t \geq 350 \end{cases}$$

With hypothesis test

$$H_0 : \forall t, x(t) \sim \mathcal{F}_0$$

$$H_1 : \exists \tau x(t) \sim \begin{cases} \mathcal{F}_0, & \text{if } t < \tau \\ \mathcal{F}_1, & \text{if } t \geq \tau \end{cases}$$

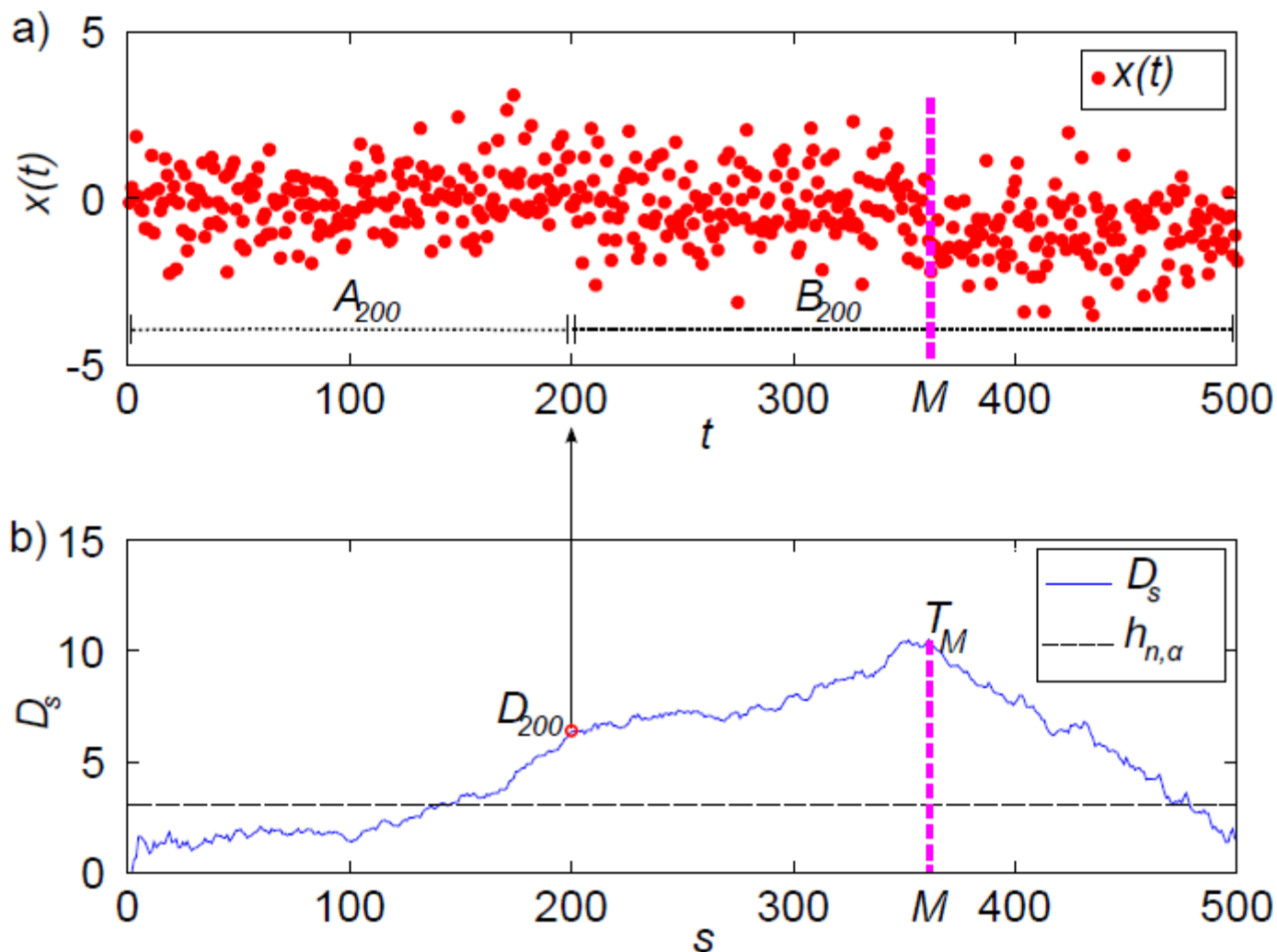
For instance consider the Student t statistics for the means

$$D_\tau = \sqrt{\frac{\tau(n - \tau)}{n}} \frac{\bar{A}_\tau - \bar{B}_\tau}{S_\tau}$$



Change point methods

Threshold e.g., $h_{500,0.05} = 3.225$ provided by the CPM package





Change-detection tests

- *Change detection tests are methods designed to detect variations in the pdf of the process generating the data*
- **Parametric approach:** knowledge of the pdf before and after the change
 - CUSUM test
 - Shiryaev-Robert test
- **Nonparametric approach:**
 - CI-CUSUM test, NPCUSUM test
 - ICI-based change detection test
- **Semi-parametric approach:**
 - Semiparametric log-likelihood criterion (SPLL)



The CUSUM test

- $X = \{x_1, x_2, \dots, x_N\} : p_\theta(x)$
- The change at t_0 modeled as a transition from θ_0 to θ_1 (Hp: we keep the pdf structure)

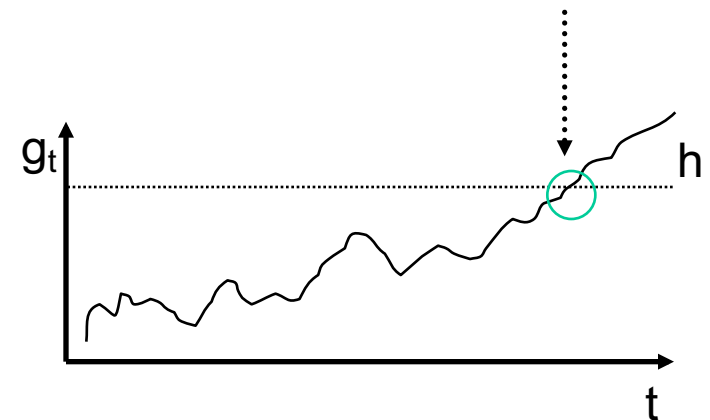
- Measure a discrepancy at time time t: $s_t = \ln \frac{p_{\theta_1}(x_t)}{p_{\theta_0}(x_t)}$

- Evaluate the cumulative sum $S_t = \sum_{i=1}^t s_i$ Kulback-Leibler

- CUSUM identifies a change at time \bar{t}

when $g_t = S_t - m_t \geq h|_{\bar{t}}$

with $m_t = \min_{1 \leq i \leq t} (S_i)$





The CI-CUSUM test

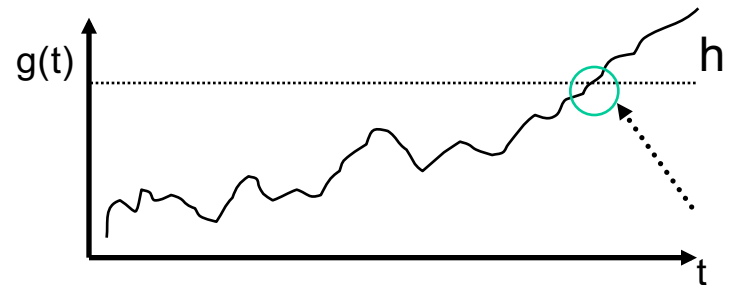
Running Self-configuration procedure

1. Observations $X = \{x(t), t = 1, \dots, T\}, x(t) \in \mathfrak{R}^d$
2. Partitions of X into disjoint intervals $Y(s) = \{x(t), (v-1) \cdot s \leq t < s \cdot v\}$,
3. Extract the average feature vector $\varphi_y(s)$ (e.g., mean, var., kur., skew.) from each subsequence $Y(s)$
4. The pdf is gaussian from the central limit theorem
5. Estimate the null hypothesis Θ^0 from $TS = \{\varphi_y(s), s \leq s_0\}$
6. Define m alternative hypotheses $\{\Theta^j\}, j = 1, \dots, m$ as “not being in Θ^0 ”

7. Measure the discrepancy at time s as

$$R_j(s) = \sum_{\tau=1}^s \ln \left(\frac{N_{\Theta^j}(\varphi_y(\tau))}{N_{\Theta^0}(\varphi_y(\tau))} \right), j = 1, \dots, m$$

8. CI-CUSUM identifies a change at time \bar{s} if $g(\bar{s}) = R_j(\bar{s}) - \min_{1 \leq \tau \leq \bar{s}} R_j(\tau) > h_j$





The ICI-based change detection test

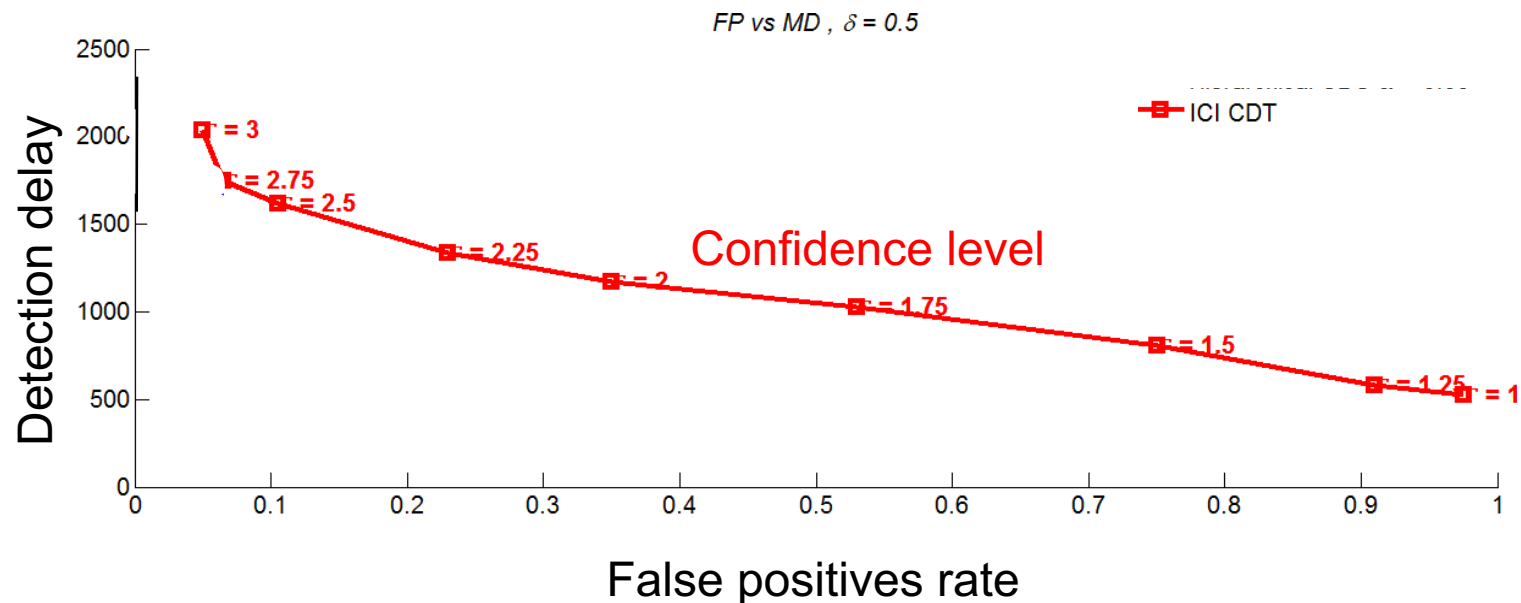
- The test relies on a **set of functions that transform the observations into Gaussian distributed features**
- ICI rule: a method for developing **adaptive estimates for regression** of functions from noisy observations (signal and image denoising)



The **ICI rule**, combined with a polynomial regression technique, **assesses the stationary of the features** (and hence of the process)



Particularly effective in detecting changes but



How to increase promptness in detection still maintaining robustness w.r.t false positives?



The answer to the question “what happened?” is not enough ...



*... Tell me:
“when did it
happen?”*

*“Apparently you collapsed
when told the price of these ...”*



What and when ...

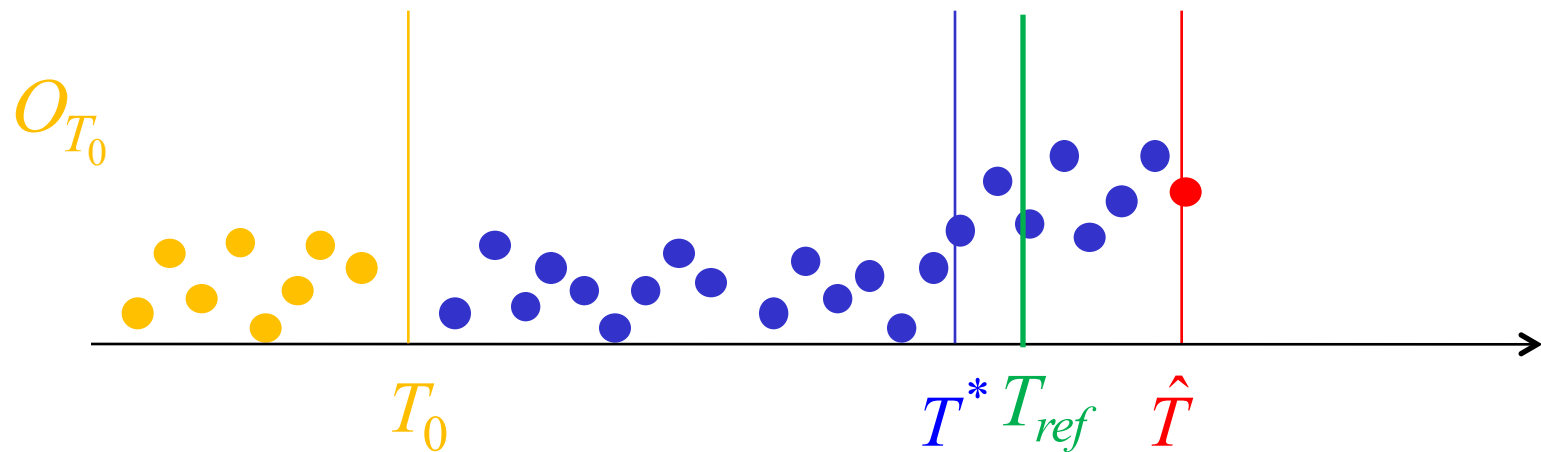
- Not only detection of the change, but also **estimation of the time instant** the process becomes non stationary



After the detection, we want an estimate T_{ref} of T^* by means of a refinement procedure

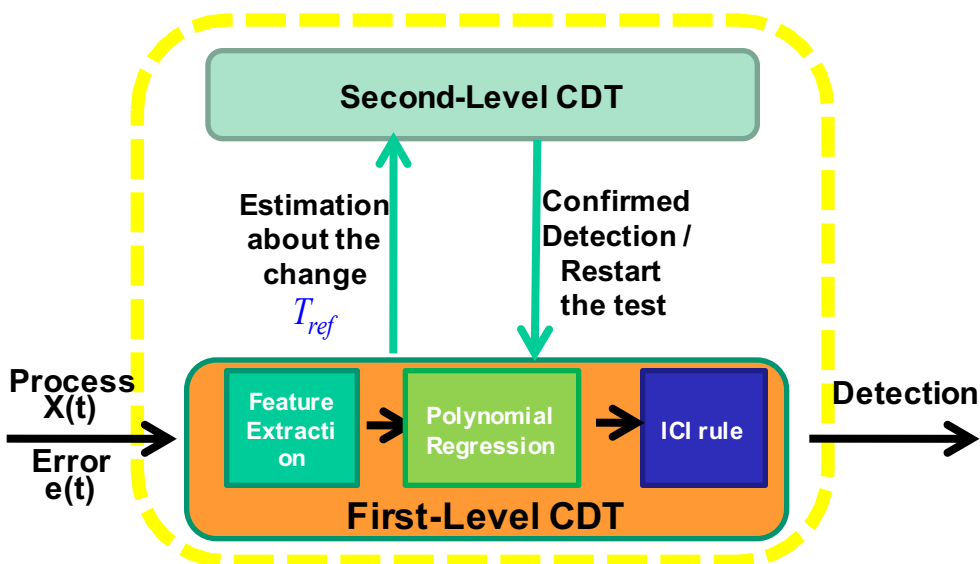
The change
started

The change
is detected





Hierarchical CDT



Second level change-detection test aiming at confirming (or not) the change hypothesis:

- Multivariate hypothesis test
- Change-point methods

A **multivariate hypothesis** test based on the Hotelling T-square statistics

$$S = (\bar{F}^0 - \bar{F}^1)' \left(\left(\frac{1}{n_0} + \frac{1}{n_1} \right) \Sigma \right)^{-1} (\bar{F}^0 - \bar{F}^1),$$

$$\left(\frac{n_0 + n_1 - 2}{n_0 + n_1 - N - 1} \right) \mathcal{F}(N, n_0 + n_1 - N - 1),$$

Change-point methods: statistical tests able to assess whether a given data-sequence contains (or not) a change point

$$\mathcal{X} = \{x(t), t = 1, \dots, n\}, \begin{cases} \mathcal{A}_\tau = \{x(t), t = 1, \dots, \tau\}, \\ \mathcal{B}_\tau = \{x(t), t = \tau + 1, \dots, n\}, \end{cases}$$

Compute $\mathcal{I}_\tau = \mathcal{I}(\mathcal{A}_\tau, \mathcal{B}_\tau),$

$$\mathcal{I}_M = \max_{s=1, \dots, n} (\mathcal{I}_s)$$

$$\begin{cases} \text{The estimated change-point in } \mathcal{X} \text{ is } M_{\mathcal{X}} & \text{if } \mathcal{I}_M \geq h_{n,\alpha} \\ \text{No change-point identified in } \mathcal{X}, & \text{if } \mathcal{I}_M < h_{n,\alpha} \end{cases}$$

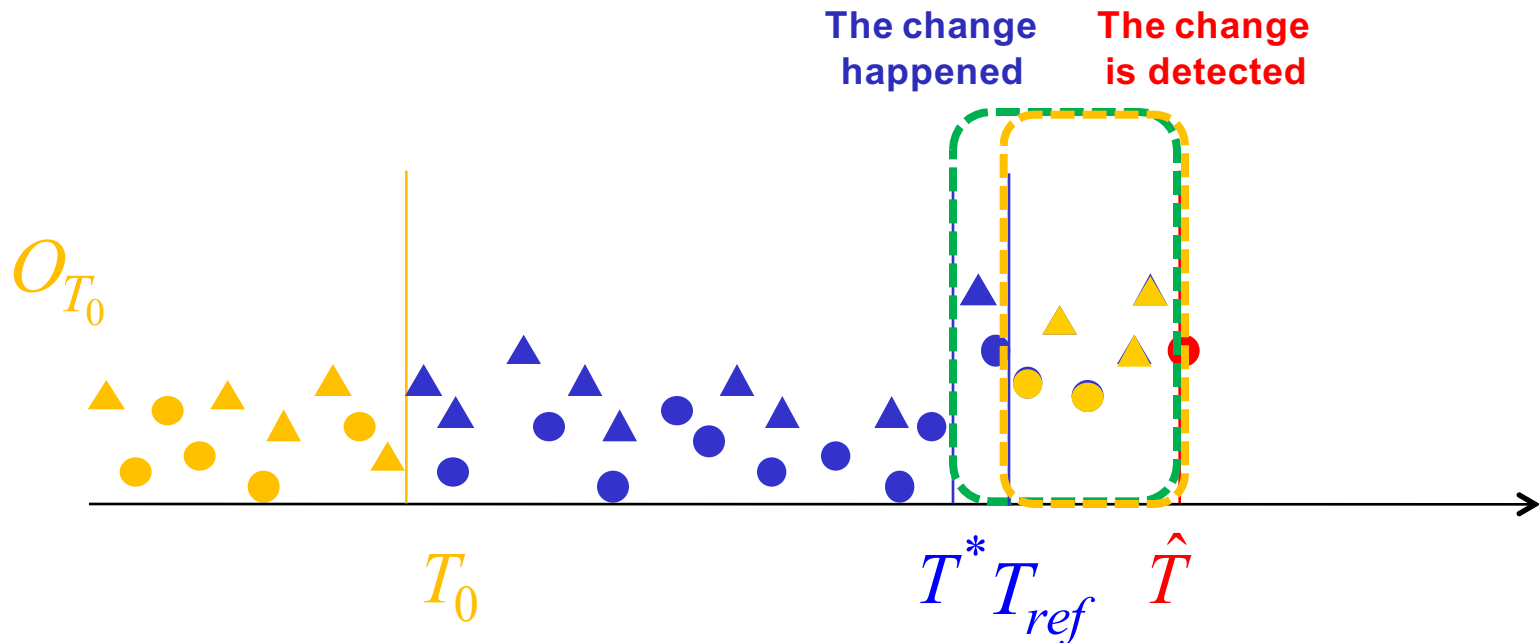


Which data are consistent with the current status?

- Instances: between T^* and \hat{T}



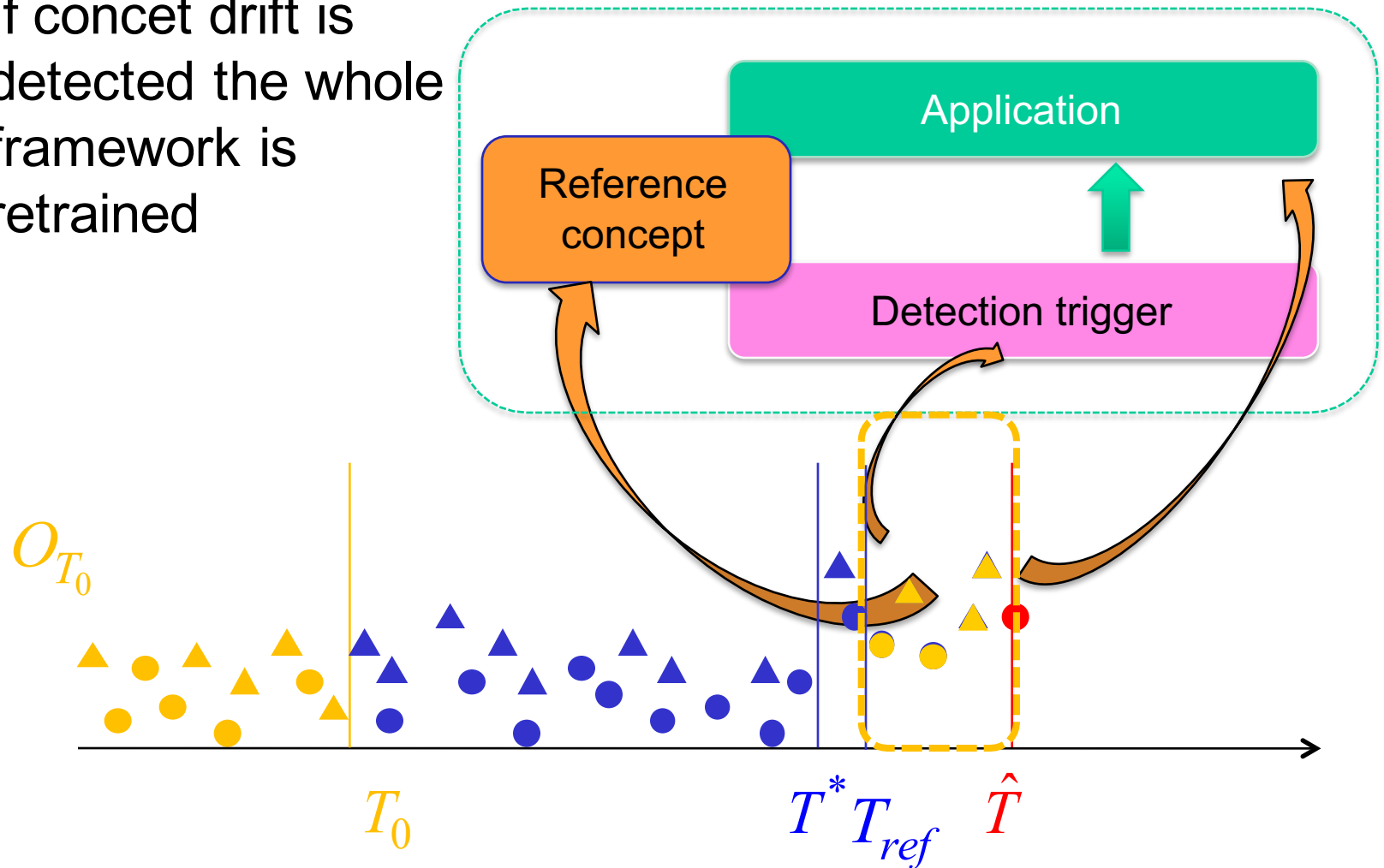
T^* is unknown: use estimates T_{ref} and \hat{T}





Retrain the application

- If concept drift is detected the whole framework is retrained

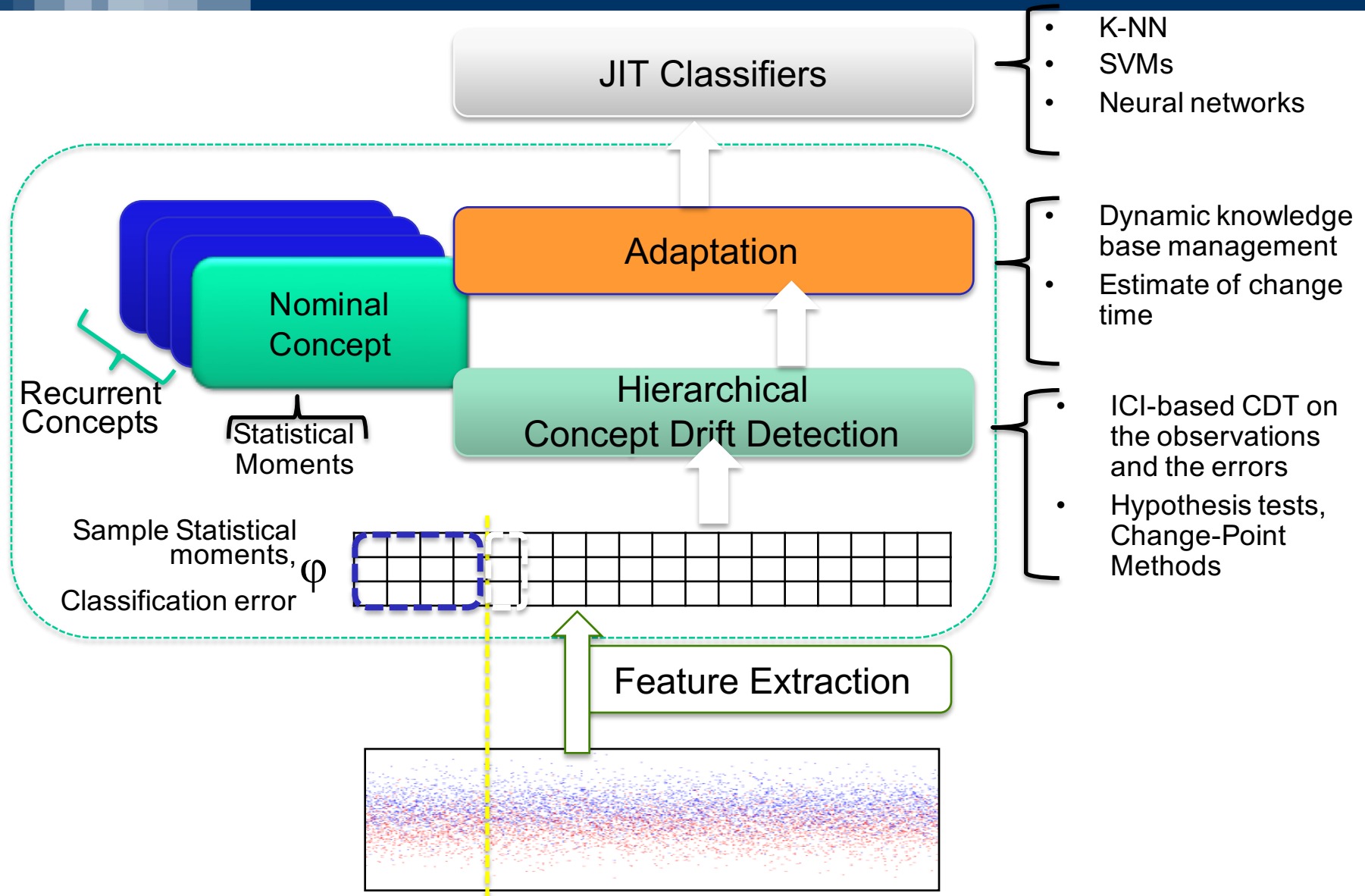




An example: Just-in-Time Adaptive Classifiers



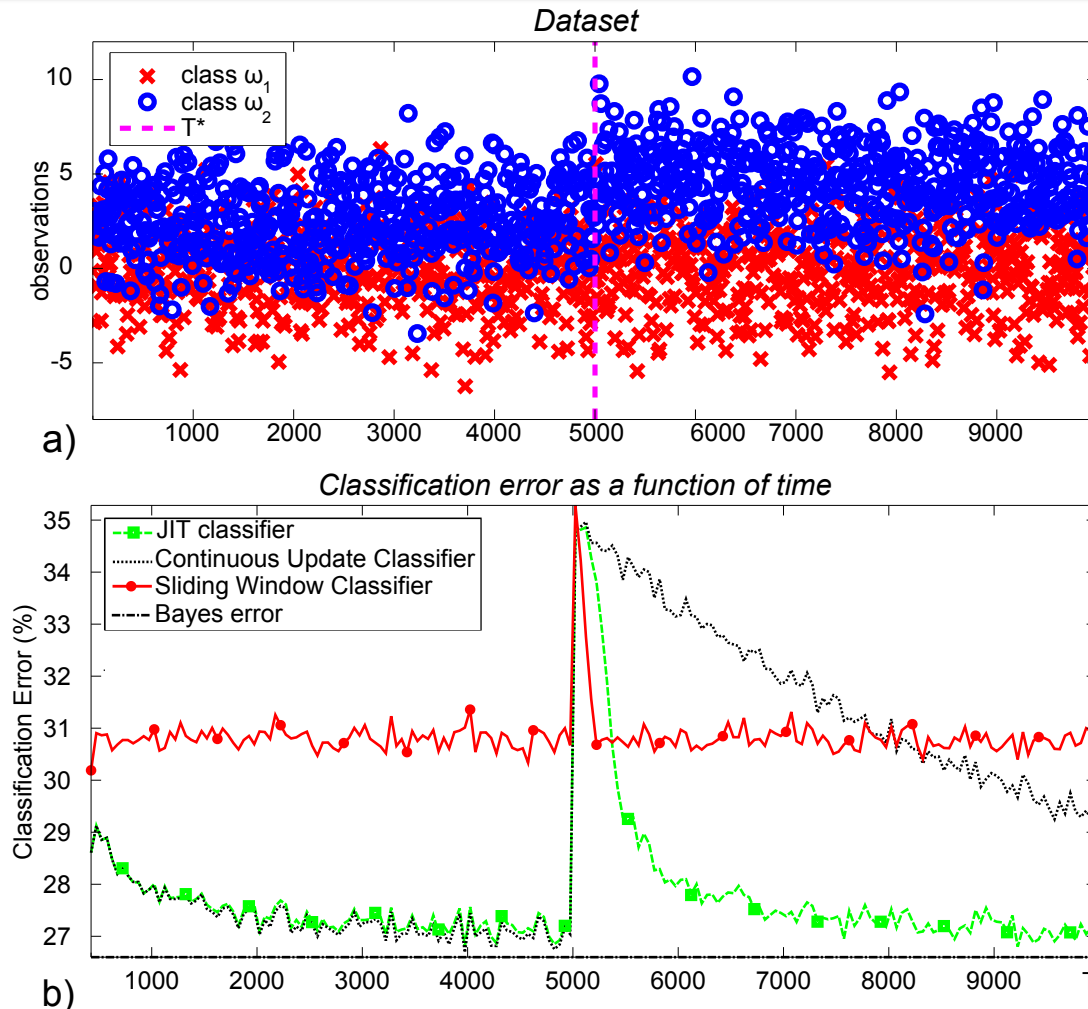
Just-in-Time Adaptive Classifiers





Asymptotic optimality with JIT classifiers

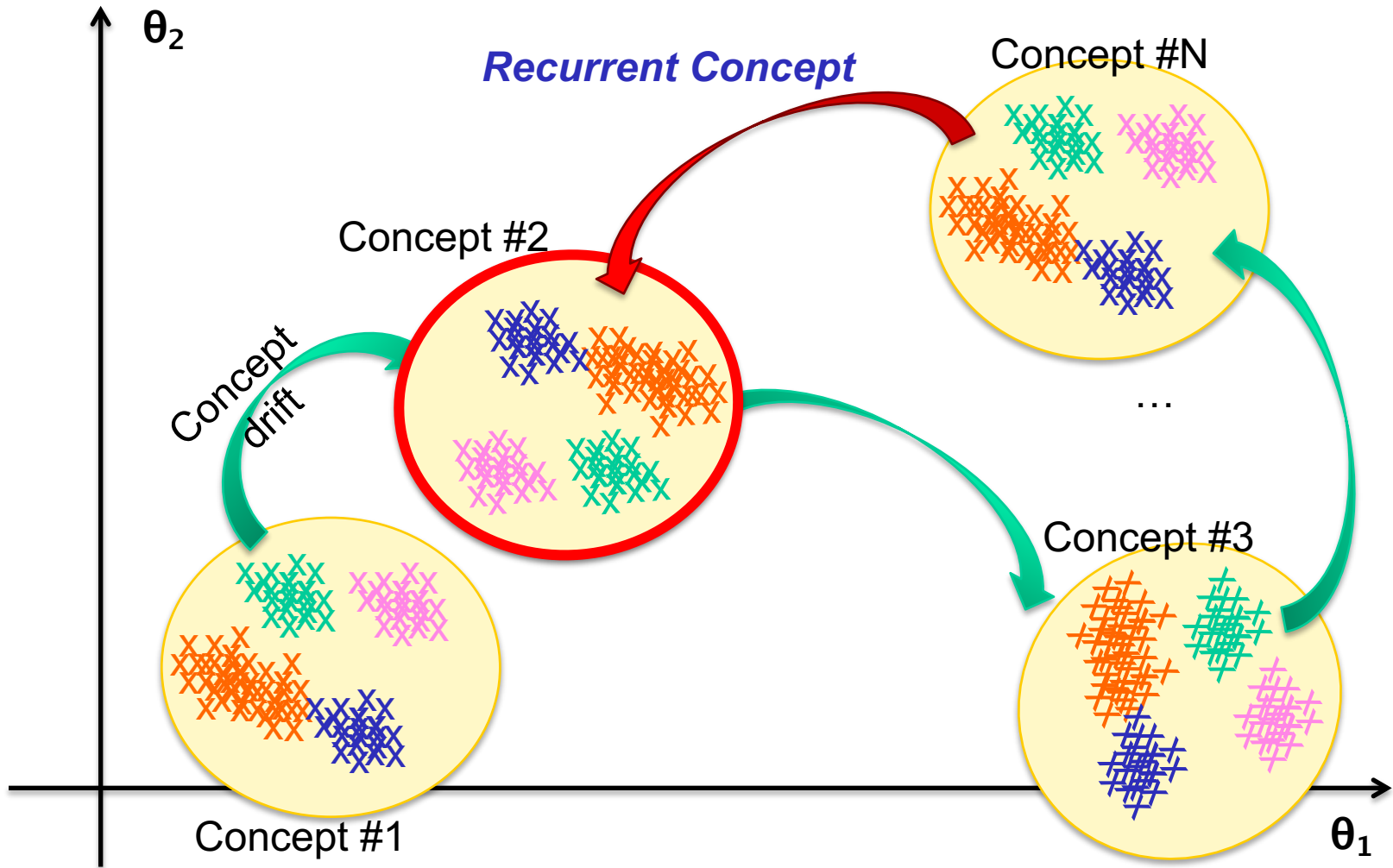
JIT adaptive classifiers grant asymptotic optimality when the process generating the data is affected by a sequence of abrupt concept drift



Gaussian classes



Dealing with concept drift ...



$$p(x|t) = p(\omega_1|t)p(x|\omega_1, t) + p(\omega_2|t)p(x|\omega_2, t)$$



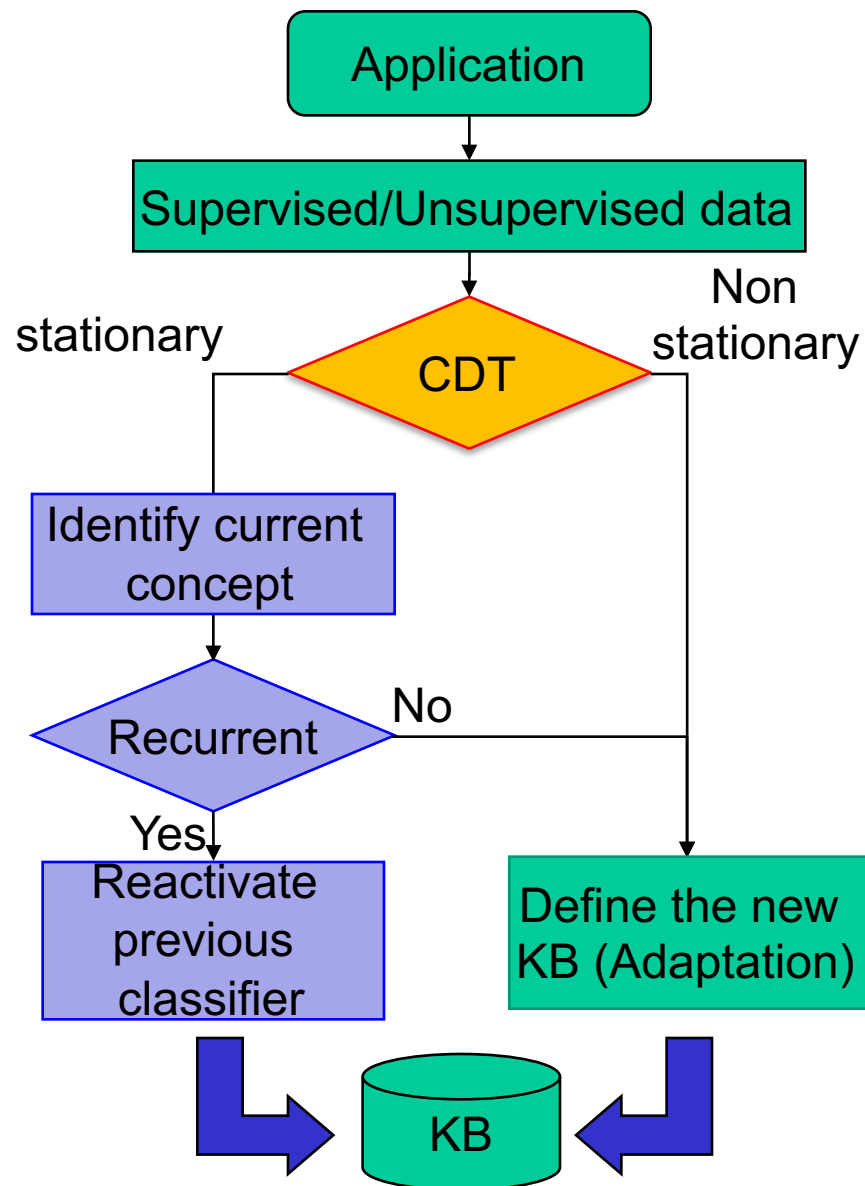
The novel idea: extending the JIT classifier

Two CDTs are to assess if:

- The **pdf** of the **input** is **stationary**
- the **classification error** is **stationary**

Adaptation phase consists in:

- **Isolation of the current concept**
- Identification of **recurrent concepts**
- Training the classifier by exploiting all the **available supervised information**





Some relevant remarks ...

- ✓ Being acquainted with learning techniques is a plus in everybody's background
- ✓ Most of time we can assume that the process generating the data is time invariant. When it is not we need to pay attention...
- ✓ Learning in a changing environment must be considered and represents a key property intelligent systems should possess



Open Source Software and Available Benchmarks

- Many authors have made the **code and data** used in their publications available to the public
- **Code:**
 - Hierarchical ICI-based Change-Detection Tests
 - Learn++.NSE
 - (Scalable Advance) Massive Online Analysis
 - Online Nonstationary Boosting
- **Dataset (generator):**
 - Minku & Yao's / Kuncheva's Concept Drift Generator
 - Kuncheva's Concept Drift Generator
 - Airlines Flight Delay Prediction, Spam Classification, Chess.com
 - KDD Cup 1999: Collection of network intrusion detection data.
 - POLIMI Rock Collapse and Landslide Forecasting

Ditzler, G., Roveri, M., Alippi, C., & Polikar, R. (2015). Learning in nonstationary environments: a survey. *IEEE Computational Intelligence Magazine*, 10(4), 12-25.



Topics of Future Interest

- Theoretical frameworks for learning
- Unstructured and heterogeneous data streams
- Transient concept drift and limited data
- Concept drift and Big Data

Ditzler, G., Roveri, M., Alippi, C., & Polikar, R. (2015). Learning in nonstationary environments: a survey. *IEEE Computational Intelligence Magazine*, 10(4), 12-25.



Let's play with MATLAB

- Download the examples related to Active and Passive solutions



Some References

- J. Gama, I. Zliobaite, A. Bifet, M. Pechenizkiy, and A. Bouchachia, “A survey on concept drift adaptation,” *ACM Computing Surveys*, 2014.
- Ditzler, Gregory, Manuel Roveri, Cesare Alippi, and Robi Polikar. "Learning in nonstationary environments: A survey." *Computational Intelligence Magazine, IEEE* 10, no. 4 (2015): 12-25.
- Tsymbal, Alexey. "The problem of concept drift: definitions and related work." *Computer Science Department, Trinity College Dublin* 106 (2004).
- *IEEE Transactions on Neural Networks and Learning Systems*, “Special Issue on Learning in Nonstationary and Evolving Environments”, Jan. 2004