

ANNIE SMITH

Lectures and Workshops

Email: annie@anniesmith.net
Phone: 408-706-6487

STASHBUSTERS!



StashBusters! explores the ways different quilts can be made from project left-overs and new fabrics from your stash. This is a great workshop for philanthropy quilts, to gift a quilt, or to decorate a room with quilts that look beautiful together.

Using leftover fabrics from a previously completed quilt (and adding some fresh, new fabrics, of course!) students learn to progress to a new project choosing from one of eight simple quilt patterns from my trunk show.

The quilts shown on this page were made in progressive order, each using the leftover fabrics from the previous. The leftover strips from the Courthouse Steps are used to make the Chinese Coins quilt. The leftovers from the Chinese Coins are cut into squares and used for the Nine Patch blocks. With the two leftover quilts, I add new background and backing fabrics.

I help students add fresh fabrics from the quilt shop to make each of their StashBusters! Quilts totally unique.

In the workshop, I demonstrate all of the construction techniques that you need to make your quilt. Pattern fee: \$8



COLOR SENSE

Annie's most popular Workshop!

Every quilter thinks that they have a problem with color – when in fact, they need to know more about *fabric*. Learn exactly what draws the eye to interesting designs and patterns in quilts to give them life. We discuss keys to effective fabric selection in this workshop, apply hands-on design exercises, and make a quilt applying everything you learn.



The first day is Building Your Color Sense, a no-sew, hands-on workshop with a slide show about quilts and color standards, a hands-on demo where we play with fabric, and students build paste-ups from their stash. Learn to apply design rules to choose fabrics for quilts, enhancing your own color and fabric intuition. Students create a resource binder that they will use again and again.

The second day, you compose an eye-popping quilt, The 1:10 Quilt, using a single block pattern and ten fat-quarters! The block used for this exercise is a magical block that changes design based on where you place your fabrics. Each block is totally unique and can't be repeated! As a part of the quilt making experience, you also learn precision piecing, using one little essential notion.

Understanding the points taught in this workshop will make all the difference in your future quilts.

Offered as an optional 1- or 2-day workshop – either Building Your Color Sense or the 1:10 quilt. The two-day workshop is highly effective and cements everything that students learn on day-one. The cost of the second day is only \$150 more for the guild than the one-day class. The two-day workshop is Annie's most popular workshop – at a guild or a quilt shop.

Pattern fee: \$16



M A C H I N E QUILTING

BASICS AND BEYOND

This workshop is intended to be a two-day workshop so the students can receive the full benefit of machine instruction on both quilt sandwiches and their own quilts.

Class starts out with a small slide-show covering the history of quilting from hand quilting to present day. We work on a series of 12 inch quilt sandwiches to become comfortable with our machines on the first day.

On the second day, we work on a small quilt that you have made.

The class instruction covers walking foot and straight line quilting and stabilizing the quilt, free motion quilting with a free motion (or darning) foot, all options for basting the quilt, tying off, the importance of doodling as a warm-up exercise and practice, practice, practice.

All essential notions are discussed and used for the class, as well as quilting design and finishing techniques. It's packed with all of Annie's expertise, a trunk show of quilts, and of course, music while you work so you can get in the groove!

Annie provides a kit of batting samples for you to use in your quilt sandwiches so you can stitch on a variety of batting so you can see which you like the best.

The kit is \$10, and includes several useful notions with the batting.



MACHINE APPLIQUE

Machine Applique Made Simple

Learn my simple machine applique technique for this unique Baltimore Album style block that can be used as a wallhanging or incorporated into a quilt.

Kit fee: \$20 – includes pattern, fusible web package and essential notions



Absolutely Essential Machine Applique

Beautiful machine applique is easily achieved when you begin with the basic fundamentals.

This is a 1-day workshop on how-to rather than a project, which takes the fear out of applique so you can concentrate on the technique of the craft.

You learn three ways to do machine applique while creating a small sample.

Kit Fee: \$15 includes fabric and pattern



LECTURES

HELP! MY FABRIC STASH IS GROWING AND I CAN'T MAKE IT STOP!

Take a humorous look at the quilter's nature to multiply. Peek into the inner sanctum of quilter's stashes. This is for the quilter who loves fabric and needs to find creative ways to manage and get control over their stash. Isn't that just about every

HOW TECHNOLOGY IS CHANGING THE WAY WE QUILT

It is inevitable. Technology has invaded the quilting world. Annie uses that same technology to bring a fresh perspective on the quilting world, as she did when she created "Quilting Stash, the first podcast for quilters" in 2005. Annie shares how we, and quilting has changed since she began quilting and what's on the horizon.

UNDERSTANDING COLOR

Annie takes the audience through a journey of color and fabric, discussing what the key to your fabric choices really is. No matter what your skill level, learn how to the personality of your quilts through choosing fabric with and new eye on color. The keys to fabric selection are thoroughly discusses as well as how to make the color design rules work for you.

THE QUILT POLICE - AND WHAT DOES IT MEAN TO ME?

Have you ever wondered where the quilt police come from? And why does it matter what they say? Annie shares her humorous experiences as a quilt judge, what she sees and what you should be aware of if you have a desire to enter quilts into competition – using her own quilts as examples.

CREATIVITY – ANY WAY YOU CAN FIND IT

Creativity is an inherent part of our human make-up and especially important to every quilter. So what happens when you have a creative block? Annie shares several ideas about using objects, warm-up exercises and getting out of the house to get your quilting mojo back.

Note: All lectures are 60 minutes with a full trunk show of quilts and coats.

FEE SCHEDULE 2017-2019

Increase the value of your guild events by booking a workshop along with a lecture. When attending a workshop, your guild members learn valuable techniques not covered in the related lecture. Workshops provide your members one-on-one access to my skills and instruction.

1-HOUR LECTURE: \$375, when booked with a workshop

1-HOUR LECTURE: \$475, when booked without a workshop

FULL-DAY (6-HOUR) WORKSHOP: \$575

2-DAY WORKSHOP (TWO 6-HOUR SESSIONS): \$725

Consider booking a two-day workshop, which gives students more time for instruction and completing their projects. A two-day workshop is only \$150 more, a great value!

GENERAL INFORMATION

All lectures include a computerized slide show and trunk show of quilts and time for conversation with participants. 45 minutes is required prior to the meeting start-time for set up.

- To best serve you, workshop fees are based on 18 students, with an additional \$20 for each student up to a maximum of 22 students.
- Chosen lecture and workshop descriptions, supply list and sample project will be provided. Digital images of workshop project, Annie's photo and brief biography will be provided for newsletter and website advertisement.
- Annie provides a Letter of Agreement at the time a contract is presented, to be signed within two weeks of receipt. All invitation contracts must be completed within two weeks of the invitation or the dates will no longer be held.

Annie Smith is also a quilt judge. She judges several quilt shows annually and has judged quilting competitions since 1984. For more information, please contact her by phone or email.

Also, please consider Annie as a guest quilter for your guild's quilt show!