

The Nature of Sound Waves

Read from **Lesson 1** of the **Sound and Music** chapter at **The Physics Classroom**:

<http://www.physicsclassroom.com/Class/sound/u1111a.html>

<http://www.physicsclassroom.com/Class/sound/u1111b.html>

<http://www.physicsclassroom.com/Class/sound/u1111c.html>

MOP Connection: Sound and Music: sublevel 1

TRUE or FALSE: Identify the following statements as being either true (T) or false (F).

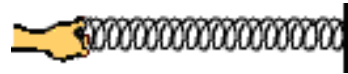
T or F?

- _____ 1. Sound waves are longitudinal waves.
- _____ 2. As the teacher talks, students hear the voice because particles of air move from the mouth of the teacher to the ear of the student.
- _____ 3. Sound waves are mechanical waves.
- _____ 4. All sound waves are produced by a vibrating object.
- _____ 5. A sound wave does not consist of crests and troughs.


6. Mac is talking to Kate. The dot at A represents a particle of air. Describe the motion that this particle must undergo in order for Kate to hear Mac. Then show the motion by placing arrows on the diagram.



7. Tosh is holding one end of a slinky; the opposite end is attached to a wall. Tosh wishes to produce a longitudinal wave in the slinky. Describe how Tosh must move his hand in order to produce a longitudinal wave. Then place arrows on the diagram to show the way in which Tosh must move his hand.



8. A sound wave is moving through air. The diagram below represents a snapshot of the air particles at a given instant in time. Several regions are labeled with a letter. Use the letters to identify the compressions and rarefactions.



Compressions: _____ Rarefactions: _____

9. A science fiction film depicts inhabitants of one spaceship (in outer space) hear the sound of a nearby spaceship as it zooms past at high speeds. Critique the physics of this film.

Properties of Sound Waves

Read from **Lesson 2** of the **Sound and Music** chapter at **The Physics Classroom**:

<http://www.physicsclassroom.com/Class/sound/u1112a.html>
<http://www.physicsclassroom.com/Class/sound/u1112b.html>
<http://www.physicsclassroom.com/Class/sound/u1112c.html>


MOP Connection: Sound and Music: sublevel 2

Review:

Match the following wave quantities to the *mini-definition*. Place the letter in the blank.

- A. Frequency B. Period C. Speed D. Wavelength E. Amplitude

- _____ 1. **How fast** the wave moves through the medium.
 _____ 2. **How long** the wave is.
 _____ 3. **How often** the particles vibrate about their fixed position.
 _____ 4. **How much time** it takes the particles to complete a vibrational cycle.
 _____ 5. **How far** the particles vibrate away from their resting position.
6. A sound wave with its characteristic pattern of compressions and rarefactions is shown below. A centimeter ruler is included below the pattern. The wavelength of this sound wave is _____ cm.



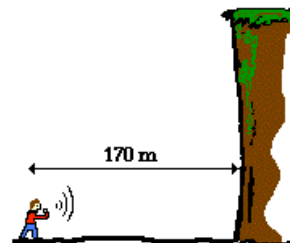
7. The pitch of a sound is directly related to the _____ of the sound wave.
 a. frequency b. wavelength c. speed d. amplitude
8. High pitched sounds have relatively large _____ and small _____.
 a. period, wavelength b. speed, period
 c. frequency, wavelength d. period, frequency
 e. amplitude, wavelength f. amplitude, speed
9. As the frequency of a sound increases, the wavelength _____ and the period _____.
 a. increases, decreases b. decreases, increases
 c. increases, increases d. decreases, decreases
10. A sound wave is described as being 384 waves/s. This quantity describes the wave's _____.
 a. frequency b. period c. speed d. wavelength
11. The speed of a sound wave depends upon the _____.
 a. frequency of the wave b. wavelength of the wave
 c. amplitude of the wave d. properties of the medium through which it moves
12. If a person yells (as opposed to whispering), then it will cause _____.
 a. air molecules to vibrate more frequently
 b. the sound wave to travel faster
 c. air molecules to vibrate with greater amplitude
13. If a person yells (as opposed to whispering), then it will cause _____.
 a. the pitch of the sound to be higher
 b. the speed of the sound to be faster
 c. the loudness of the sound to be louder

The Speed of Sound

Read from **Lesson 2** of the **Sound and Music** chapter at **The Physics Classroom**:

<http://www.physicsclassroom.com/Class/sound/u1112c.html>

- When the C4 key on a piano keyboard is pressed, a string inside the piano is struck by a *hammer* and begins vibrating back and forth at approximately 260 cycles per second.
 - What is the frequency in Hertz of the sound wave?
 - Assuming the sound wave moves with a velocity of 345 m/s, what is the wavelength of the wave? **PSYW**
- An automatic focus camera is able to focus on objects by use of an ultrasonic sound wave. The camera sends out sound waves that reflect off distant objects and return to the camera. A sensor detects the time it takes for the waves to return and then determines the distance an object is from the camera. If a sound wave (speed = 345 m/s) returns to the camera 0.115 seconds after leaving the camera, how far away is the object? **PSYW**
- Miles Tugo is camping in Glacier National Park. In the midst of a glacier canyon, he makes a loud holler. The sound ($v = 345 \text{ m/s}$) bounces off the nearest canyon wall (which is located 170 meters away from Miles) and returns to Miles. Determine the time elapsed between when Miles makes the holler and the echo is heard. **PSYW**
- Suppose that sound travels at a speed of 345 m/s on the evening of a thunderstorm. There is a lightning strike some distance from your home. The light reaches you nearly immediately. Yet the thunder is heard 3.5 seconds later. How many miles from your home did the lightning strike? (1609 meters = 1 mile) **PSYW**
- A male vocalist with a bass voice can sing as low as 85 Hz. Given that the speed of sound is 345 m/s, what is the wavelength of the sound waves? **PSYW**
- A female vocalist with a soprano voice can sing as high as 1000 Hz. Given that the speed of sound is 345 m/s, what is the wavelength of the sound waves? **PSYW**



Sound Intensity and the Decibel System

Read from **Lesson 2** of the **Sound and Music** chapter at **The Physics Classroom**:

<http://www.physicsclassroom.com/Class/sound/u1112b.html>

MOP Connection: Sound and Music: sublevel 3

1. The decibel system is a system used to express the intensity of a sound. It is based on the powers of 10. A decibel is 1/10-th of a Bel. The sound level in Bels describes the power on 10 by which that sound is more intense than the so-called *threshold of hearing* (TOH). A 1-Bel sound is 10^1 times more intense than the TOH; it is a 10-decibel sound. A 2-Bel sound is 10^2 times more intense than the TOH; it is a 20-decibel sound. Use your understanding of the powers of 10 to complete the following table. (NOTE: different literature sources cite different intensity levels.)

Description of Sound	Intensity (W/m ²)	Sound Level (Bels)	Sound Level (decibels)
Threshold of Hearing	1×10^{-12}	0	0
Broadcasting Studio	1×10^{-10}	2	20
Mosquito Buzzing	1×10^{-8}		
Normal Conversation	1×10^{-6}		
Vacuum Cleaner	1×10^{-5}		
Busy Traffic	1×10^{-4}		
Power Mower or Thunder	1×10^{-2}		
Twisted Sister Rock Band (Mr. H's favorite)	1×10^{-1}		
Threshold of Pain	1		
Jackhammer or Nearby Plane (18')	1×10^1		
Explosions	1×10^2		

2. Compare the decibel level of the following sounds.
- If Sound B is 10 times the intensity of Sound A, then its decibel level is _____ higher.
 - If Sound C is 100 times the intensity of Sound A, then its decibel level is _____ higher.
 - If Sound D is 1000 times the intensity of Sound A, then its decibel level is _____ higher.
 - If Sound I is 10000 times the intensity of Sound A, then its decibel level is _____ higher.
3. How many times more intense is a
- ... a 30 dB sound than a 20 dB sound? 10^x where $x =$ _____ or _____
 - ... a 40 dB sound than a 20 dB sound? 10^x where $x =$ _____ or _____
 - ... an 80 dB sound than a 20 dB sound? 10^x where $x =$ _____ or _____
 - ... an 80 dB sound than a 50 dB sound? 10^x where $x =$ _____ or _____
 - ... a 92 dB sound than a 62 dB sound? 10^x where $x =$ _____ or _____

Sound and Music

The Doppler Effect

Read from **Lesson 3** of the **Sound and Music** chapter at **The Physics Classroom**:

<http://www.physicsclassroom.com/Class/sound/u1113b.html>

MOP Connection: Sound and Music: sublevel 4

1. **TRUE** or **FALSE**:

Ken Fused is standing on a corner when a police car passes by with its siren on. Ken hears a different pitch when the police car is approaching him than when it is past him. This is because the siren on the front of the car is set to a higher pitch than the siren on the back of the car.

2. Describe the real reason Ken Fused observes what he does.

3. **TRUE** or **FALSE**:

The Doppler shift is a phenomenon that is observed only of sound waves.

Explain your answer:

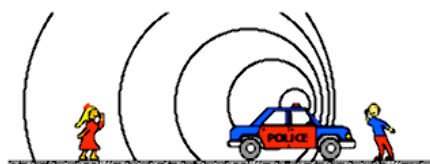
4. **TRUE** or **FALSE**:

As the source of a sound approaches an observer, the loudness of the sound increases. This is an example of the Doppler Shift.

Explain your answer:

An automobile is traveling away from Jill and towards Jack. The horn is *honking*, producing a sound wave consisting of the familiar pattern of alternating compressions and rarefactions which travel from their origin through the surrounding medium.

The circles on the diagram at the right represent wave fronts; you can think of the wave fronts as the compressions. Observe that the compressions are closer together in front of the car compared to behind the car.



5. Towards which person do the sound waves travel the fastest?

- a. Jack b. Jill c. Both the same.

6. Who will hear the highest frequency?

- a. Jack b. Jill c. Both the same.

7. The Doppler effect can be described as the difference between the frequency at which sound waves are produced and the frequency at which they are observed by the hearer. It occurs when the distance between the source of a sound and the observer is changing. As the source approaches an observer, the observer hears the pitch (or frequency) to be _____ (higher, lower). As the source moves away from an observer, the observer hears the pitch (or frequency) to be _____ (higher, lower).

**This is the
BIG
Idea**

Resonance

Read from **Lesson 4** of the **Sound and Music** chapter at **The Physics Classroom**:

- <http://www.physicsclassroom.com/Class/sound/u1114a.html>
- <http://www.physicsclassroom.com/Class/sound/u1114b.html>
- <http://www.physicsclassroom.com/Class/sound/u1114c.html>
- <http://www.physicsclassroom.com/Class/sound/u1114d.html>

MOP Connection: Sound and Music: sublevel 5

1. Define or describe the significance of the following terms:

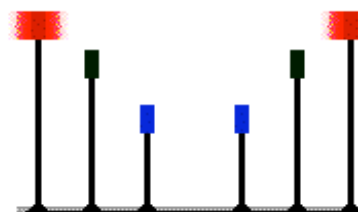
a. Natural frequency:

b. Forced vibration:

c. Resonance:



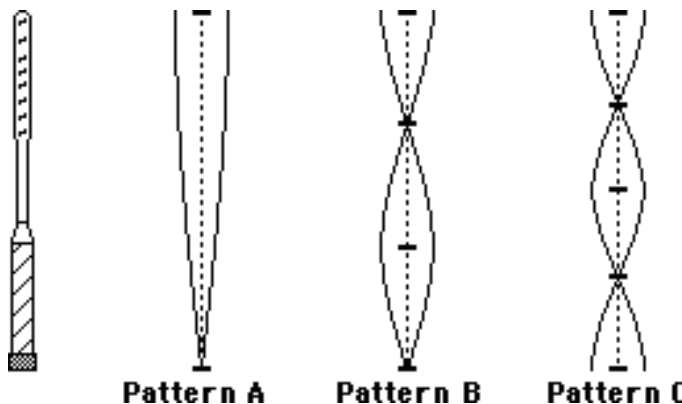
2. Three pairs of wooden dowel rods are mounted on a wooden platform. Small plastic cylinders are attached to their ends; the cylinders are colored red, green and blue. Each pair of dowel rods has a different length. One of the red cylinders is pulled back and let go of, causing it to begin vibrating back and forth with one complete cycle every two seconds. The natural frequency of this dowel rod is _____ Hz.



- a. 0.25
- b. 0.50
- c. 1.0
- d. 2.0

As the red cylinder vibrates, it forces the other red cylinder to vibrate. This occurs because the two cylinders have the same _____ (color, composition, natural frequency). When two objects vibrate together like this _____ is occurring.

3. When a tennis racket strikes a tennis ball, the racket begins to vibrate. There is a set of selected frequencies at which the racket will tend to vibrate. Each frequency in the set is characterized by a particular standing wave pattern. The diagrams below show the three of the more common standing wave patterns for the vibrations of a tennis racket. In each diagram, hash marks are placed at the positions of all nodes and antinodes; label these nodes (N) and antinodes (AN).



Compare the wavelength of pattern A to the wavelength of pattern B. Make your comparison both qualitative and quantitative. Repeat for pattern C.

$$\lambda_A \text{ _____ } \lambda_B (<, >, =)$$

$$\lambda_A \text{ _____ } \lambda_C (<, >, =)$$

$$\lambda_A = \text{ _____ } \cdot \lambda_B (2, 3, 4, \text{ etc.})$$

$$\lambda_A = \text{ _____ } \cdot \lambda_C (2, 3, 4, \text{ etc.})$$

When the racket vibrates as in pattern A, its frequency of vibration is approximately 30 Hz.

Determine the frequency of vibration of the racket when it vibrates as in pattern B and pattern C.

$$f_B = \text{ _____ } \text{ Hz}$$

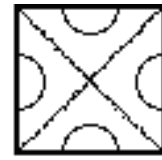
$$f_C = \text{ _____ } \text{ Hz}$$

Sound and Music

4. In a rare moment of artistic brilliance, Mr. Henderson pulls out his violin bow and strokes a square metal plate to produce vibrations within the plate. Often times, he places salt upon the plates and observes the standing wave patterns established in the plate as it vibrates. Amazingly, the salt is aligned along the locations of the plate that are not vibrating and far from the locations of maximum vibration. The two most common standing wave patterns are illustrated at the right. Compare the wavelength of pattern A to the wavelength of pattern B. Place dots along the edge of the plates at all nodal (N) and antinodal (AN) positions; label these positions with an N and an AN.



Pattern A



Pattern B

When the plate vibrates as in pattern A, its frequency of vibration is nearly 4 000 Hz. Estimate the frequency of vibration of the plate when it vibrates as in pattern B. _____ Hz

5. A guitar string has a set of natural frequencies at which it vibrates. Each frequency in the set is characterized by a standing wave pattern. The standing wave patterns for a guitar string are characterized by the presence of nodes at the end of the string (where it is clamped down). Each standing wave pattern (and its corresponding frequency) is called a *harmonic*. The first harmonic is the lowest frequency in the set (sometimes termed the *fundamental frequency*), followed by the second harmonic, third harmonic, etc. Draw the standing wave patterns for the first, second, and third harmonics of a guitar string.

1st Harmonic

2nd Harmonic

3rd Harmonic



Compare the wavelength of the 1st harmonic to the wavelengths of 2nd and 3rd harmonics.

$$\lambda_1 \text{ _____ } \lambda_2 \text{ (<, >, =)}$$

$$\lambda_1 \text{ _____ } \lambda_3 \text{ (<, >, =)}$$

$$\lambda_1 = \text{ _____ } \cdot \lambda_2 \text{ (2, 3, 4, etc.)}$$

$$\lambda_1 = \text{ _____ } \cdot \lambda_3 \text{ (2, 3, 4, etc.)}$$

Compare the frequency of the 1st harmonic to the frequencies of the 2nd and 3rd harmonics.

$$f_2 \text{ _____ } f_1 \text{ (<, >, =)}$$

$$f_3 \text{ _____ } f_1 \text{ (<, >, =)}$$

$$f_2 = \text{ _____ } \cdot f_1 \text{ (2, 3, 4, etc.)}$$


$$f_3 = \text{ _____ } \cdot f_1 \text{ (2, 3, 4, etc.)}$$

When the guitar string vibrates in the first harmonic ("fundamental frequency"), its frequency of vibration is approximately 200 Hz. Determine the frequency of second and third harmonics.

$$f_2 = \text{ _____ } \text{ Hz}$$

$$f_3 = \text{ _____ } \text{ Hz}$$

6. Use the diagram below to compare the distance between two adjacent nodes on a standing wave pattern and the wavelength of a wave. Write a sentence comparing these two distances.



Resonance and Guitar Strings

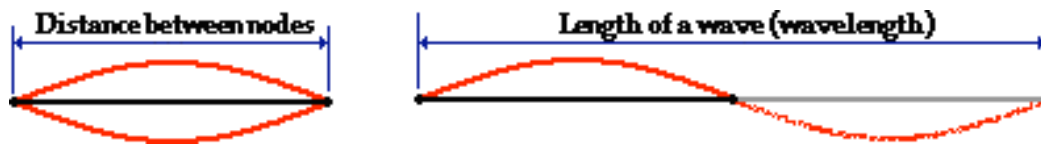
Read from **Lesson 5** of the **Sound and Music** chapter at **The Physics Classroom**:

<http://www.physicsclassroom.com/Class/sound/u1115a.html>
<http://www.physicsclassroom.com/Class/sound/u1115b.html>

MOP Connection: Sound and Music: sublevels 6 and 7

Review

1. Standing wave patterns consist of nodes and antinodes. The positions along a medium that appear to be stationary are known as _____. They are points of **no displacement**. The positions along a medium that are undergoing rapid motion between a maximum positive and maximum negative displacement are known as _____. They are the **opposite** of the points of **no displacement**.
2. Use the diagram below to compare the distance between two adjacent nodes on a standing wave pattern and the wavelength of a wave. Write a sentence comparing these two distances.





Resonance in Strings:

3. Draw the standing wave patterns for the first five harmonics and complete the equations.

Harmonic #	Standing Wave Pattern	$\lambda \rightarrow L$	$L \rightarrow \lambda$
1		$L = \underline{\hspace{1cm}} \lambda$	$\lambda = \underline{\hspace{1cm}} L$
2		$L = \underline{\hspace{1cm}} \lambda$	$\lambda = \underline{\hspace{1cm}} L$
3		$L = \underline{\hspace{1cm}} \lambda$	$\lambda = \underline{\hspace{1cm}} L$
4		$L = \underline{\hspace{1cm}} \lambda$	$\lambda = \underline{\hspace{1cm}} L$
5		$L = \underline{\hspace{1cm}} \lambda$	$\lambda = \underline{\hspace{1cm}} L$

Sound and Music

4. Determine the wavelength of the ...

a. ... wave in this 1.3-meter long string. 	b. ... wave in this 85-cm long string. 
c. ... first harmonic wave pattern for a 78.5-cm long guitar string.	d. ... fifth harmonic wave pattern for a 1.05-m long guitar string.

Use the wave equation and your standing wave patterns to solve the following problems. **PSYW**

- A guitar string with a length of 80.0 cm is plucked. The speed of a wave in the string is 400. m/sec. Calculate the frequency of the first harmonic. **PSYW**
- Calculate the frequency of the second and third harmonic for the string in question #5. **PSYW**
- A pitch of Middle D (first harmonic = 294 Hz) is sounded out by a vibrating guitar string. The length of the string is 70.0 cm. Calculate the speed of the standing wave in the guitar string. **PSYW**
- A frequency of the first harmonic is 587 Hz (pitch of D₅) is sounded out by a vibrating guitar string. The speed of the wave is 600. m/sec. Find the length of the string. **PSYW**
- A rope is vibrating in such a manner that three equal-length segments are found to be vibrating up and down with 321 complete cycles in 20.0 seconds. Waves travel at speeds of 26.4 m/s in the rope. What is the length of the rope? **PSYW**

Resonance and Open-End Air Columns

Read from **Lesson 5** of the **Sound and Music** chapter at **The Physics Classroom**:

<http://www.physicsclassroom.com/Class/sound/u1115a.html>

<http://www.physicsclassroom.com/Class/sound/u1115c.html>

MOP Connection: Sound and Music: sublevels 8 and 9

Review

- Standing wave patterns consist of nodes and antinodes. The positions along a medium that appear to be stationary are known as _____. They are points of **no displacement**. The positions along a medium which are undergoing rapid motion between a maximum positive and maximum negative displacement are known as _____. They are the **opposite** of the points of **no displacement**. Each consecutive node is separated from each other by _____ λ .
- Define fundamental frequency:

Resonance in Open-End Air Columns:



- An open-end air column is a column of air (usually enclosed within a tube, pipe or other narrow cylinder) that is capable of being forced into vibrational resonance. Both ends of the column are open to the surrounding air. Air at the ends of the column is able to vibrate back and forth. Thus, these ends form vibrational _____ (nodes, antinodes).
- Draw the standing wave patterns for the first five harmonics and complete the equations.

Harmonic #	Standing Wave Pattern	$\lambda \rightarrow L$	$L \rightarrow \lambda$
1		$L = \text{_____} \lambda$	$\lambda = \text{_____} L$
2		$L = \text{_____} \lambda$	$\lambda = \text{_____} L$
3		$L = \text{_____} \lambda$	$\lambda = \text{_____} L$
4		$L = \text{_____} \lambda$	$\lambda = \text{_____} L$
5		$L = \text{_____} \lambda$	$\lambda = \text{_____} L$

- Determine the frequency of the
 - ... third harmonic for an air column whose first harmonic frequency is 384 Hz. _____
 - ... first harmonic for an air column whose fourth harmonic frequency is 1296 Hz. _____
 - ... third harmonic for an air column whose fourth harmonic frequency is 528 Hz. _____

Sound and Music

6. Determine the wavelength of the ...

a. ... wave in this 63-cm long air column. 	b. ... wave in this 85-cm long air column. 
c. ... first harmonic wave pattern for a 42.5-cm long air column.	d. ... fifth harmonic wave pattern for a 1.40-m long air column.

Use the wave equation and your standing wave patterns to solve the following problems. **PSYW**

7. Stan Dinghwaives is playing his open end pipe. The frequency of the second harmonic is 882 Hz (a pitch of A₅). The speed of sound through the pipe is 345 m/sec. Find the frequency of the first harmonic and the length of the pipe. **PSYW**

8. A flute is played with a first harmonic of 196 Hz (a pitch of G₃). The length of the open-end air column is 89.2 cm (quite a long flute). Find the speed of the wave resonating in the flute. **PSYW**

9. Find the length of a flute that would resonate at 262 Hz on a day when the speed of sound in air is 345 m/s. **PSYW**

10. Find the frequency of a 63.8-cm long open end air column that resonates as shown in the diagram at the right. The speed of sound in the air is 345 m/s.



Resonance and Closed-End Air Columns

Read from **Lesson 5** of the **Sound and Music** chapter at **The Physics Classroom**:

<http://www.physicsclassroom.com/Class/sound/u1115a.html>
<http://www.physicsclassroom.com/Class/sound/u1115d.html>

MOP Connection: Sound and Music: sublevels 10 and 11

Review

- Standing wave patterns consist of nodes and antinodes. The positions along a medium that appear to be stationary are known as _____. They are points of **no displacement**. The positions along a medium that are undergoing rapid motion between a maximum positive and maximum negative displacement are known as _____. They are the **opposite** of the points of **no displacement**. Each consecutive node is separated from each other by _____ λ .

Resonance in Open-End Air Columns:

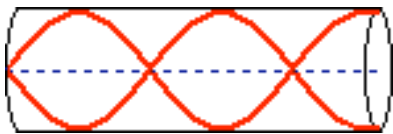

- A closed-end air column is a column of air (usually enclosed within a tube, pipe or other narrow cylinder) that is capable of being forced into vibrational resonance. One end of the column is closed to the surrounding air and the other end is open to the surrounding air. Air at the open end of the column is able to vibrate back and forth; this end forms a vibrational _____ (node, antinode). Air at the closed end is **NOT** able to vibrate back and forth; this end forms a vibrational _____ (node, antinode).
- Draw the standing wave patterns for the first five harmonics and complete the equations.

Harmonic #	Standing Wave Pattern	$\lambda \rightarrow L$	$L \rightarrow \lambda$
1		$L = \text{_____} \lambda$	$\lambda = \text{_____} L$
3		$L = \text{_____} \lambda$	$\lambda = \text{_____} L$
5		$L = \text{_____} \lambda$	$\lambda = \text{_____} L$
7		$L = \text{_____} \lambda$	$\lambda = \text{_____} L$
9		$L = \text{_____} \lambda$	$\lambda = \text{_____} L$

- Determine the frequency of the
 - ... third harmonic for an air column whose first harmonic frequency is 262 Hz. _____
 - ... first harmonic for an air column whose fifth harmonic frequency is 1700 Hz. _____
 - ... fifth harmonic for an air column whose third harmonic frequency is 984 Hz. _____
 - ... next highest frequency for an air column whose fundamental frequency is 210 Hz. _____

Sound and Music

6. Determine the wavelength of the ...

<p>a. ... wave in this 35-cm long air column.</p> 	<p>b. ... wave in this 56-cm long air column.</p> 
<p>c. ... first harmonic wave pattern for a 32-cm long air column (closed).</p>	<p>d. ... fifth harmonic wave pattern for a 1.20-meter long air column (closed).</p>

7. *The Test Tubes* have a *gig* in the local park this weekend. The lead instrumentalist uses a test tube (closed end air column) with a 17.2 cm air column. The speed of sound in the test tube is 340 m/sec. Find the frequency of the first harmonic played by this instrument. **PSYW**
8. A closed end organ pipe is used to produce a mixture of sounds. The third and fifth harmonics in the mixture have frequencies of 1100 Hz and 1833 Hz respectively. What is the frequency of the first harmonic played by the organ pipe? **PSYW**
9. *Pipin' Pete and the Pop Bottles* is playing at Shades next weekend. One of the pop bottles is capable of sounding out a first harmonic of 349.2 Hz. The speed of sound is 345 m/sec. Find the length of the air column. **PSYW**
10. The sound produced by blowing over the top of a partially filled soda pop bottle is the result of the closed-end air column inside of the bottle vibrating at its natural frequency. Keri Atune uses four bottles (labeled A, B, C and D) with varying amounts of water (and thus, air) in order to play a song. Express your understanding of closed-end resonance by filling in the table below. (The speed of sound in the air columns is 345 m/s.)



Bottle	Length of Column (m)	Wavelength (m)	Frequency (Hz)	Speed (m/s)
A	0.060			345
B			708	345
C		0.640		345
D	0.200			345