

LESSON 2: OBEY YOUR PARENTS

TEACHER'S GUIDE

LESSON OVERVIEW

Big Idea: Obey your parents.

Key Question: What should obedience look like?

Memory Verse: *Obey your parents, for this pleases the Lord. (Colossians 3:20)*

Overview: Today we're learning our second Kid Basics that will help you survive as a kid. Our first one was about putting God first. Instead of just spending time with friends or watching TV, you need to make time for God, too. This one is about you and your parents. Did you know God cares about how you act toward your parents? He does! He gave you parents to help you grow up safe and strong. They feed you, put a roof over your head, and drive you everywhere. Parents are really important for your survival as a kid. So, God wants you to respect them by following their rules. He wants you to be obedient. Their rules are for your protection. After all, you're just a kid! You don't know everything there is to know. You need your parents' help. You know what's really great? When you're obedient, your parents will be pleased and so will God. You know why? Because the Bible says to obey your parents. Obedience is really important. Remember, obey your parents if you want to survive and win at being a kid!

CLASSROOM AGENDA

- 5 min **PLAY:** Begin working on Activity Page #1.
- 5 min **WARM UP:** What are some rules at home that are easy to obey? Which ones are harder?
- 5 min **PREVIEW:** Draw the bubbles on a whiteboard and fill in the Big Idea, Memory Verse, and Key Question. (If applicable, have kids fill in their bubbles on the Kids Activity Page.)
- 20 min **LARGE GROUP:** Gather for songs and videos with other kids. Then return to small group to finish this guide.
- 5 min **RECAP:** Read the Lesson Overview from the Teacher's Guide and then answer the KEY QUESTION.
- 5 min **EXPLORE:** Read [Ezekiel 36:26-27](#). What does it mean to be stubborn? Who gives us a new heart? What does that new heart want to do?
- 10 min **PLAY:** Choose a group activity from Activity Page #2.
- 5 min **CLOSE:**
 - Think about ICE. Which one will you work on?
 - Share prayer requests and pray as a class.

TEACHER TIPS

Puzzle key for 2nd-5th Activity #1: Across: 3 bible 4 happy
Down: 1 parents 2 obey

Allow each kid to share. The point: get kids thinking about obedience and why it's important.

Answer: Teach the kids the ICE of obedience. Here's how to obey:

1. **Immediately-** do it right away, first time you're asked
 2. **Cheerfully-** do it with a happy heart and no complaining
 3. **Exactly-** do precisely what you're asked
- Real obedience isn't half-hearted or done with complaining. Obedience is as much about the heart as it is about the action. You should choose to obey your parents because it pleases and honors God.

Bonus Questions: How well do you think you do at obeying your parents? Why is it hard to obey sometimes?

This verse talks about the promise of what Jesus came to do. Because of our sin, our hearts were hard (stubborn) and we didn't want to honor or obey God. We wanted to do things our own way. But, when we trust in Jesus, our hearts are changed. We want to obey God which includes obeying our parents. The next time you're tempted to disobey, remember that God has performed heart surgery! Choose the heart that wants to obey!

Have each kid share which one they will work to improve on this week. Follow up next week to see how they did.

Activity #1

Obedience flower or kite

Kids can create a craft to hang in their room or on the refrigerator to remember to obey their parents. Use either the kite template (page 6) or flower template (page 7) per kid. Boys may prefer the kite. Print on cardstock. Have the kids cut out all of the pieces. Then, have them glue the flower or kite to the stalk (string) then add the leaves (flags), gluing to the back of the stock. Let them color if they have time.




Supplies needed

- cardstock
- kite or flower template (page 6 or 7), one per kid
- scissors
- glue
- crayons

Activity #2

Keys to Obedience

This is a great craft to remind the kids the important elements of obedience. Use the "key" template (page 5), and print on cardstock. Give a pre-cut set to each kid. Give each child a pre-cut verse also. Allow the kids to color the keys and verse then have them hole punch each one. Help them pull a string through all the holes and tie a knot to hold them all together.



Supplies needed

- card stock
- scissors
- yarn, pre cut
- hole punch
- keys template (page 5), one per kid, pre cut
- crayons

LESSON 2: OBEY YOUR PARENTS

KID & PARENT GUIDE

Watch the lesson video and fill in the blanks.

Find videos and other helpful resources for this lesson @ pursueGOD.org/survival-kids.

1. Kids Basic #2 = _____ your parents.
2. We should obey our parents because the _____ says so!
3. We should also obey our parents for our _____.
4. Don't forget your "ICE". Kids should obey _____, _____, and _____.

Connect with one another as you talk about the lesson.

Get great tips for family time @ pursueGOD.org/family.

1. What are some of the rules at home that are easy to obey? Which ones are harder to obey?
2. What's the first reason to obey our parents?
3. What's the second reason to obey our parents?
4. Write out I-C-E on a piece of paper, and fill in the three words that explain how to obey. Then write out your memory verse on that same piece of paper. Put it on the fridge to remind you about obedience.

Memorize this verse today and during the week.

Don't forget to pray as a family this week!

Obey your parents, for this pleases the Lord.

Colossians 3:20

Learn the 3 basic truths of the Christian faith @ pursueGOD.org/foundations-kids.



BIG IDEA:


Obey your parents.

MEMORY VERSE:

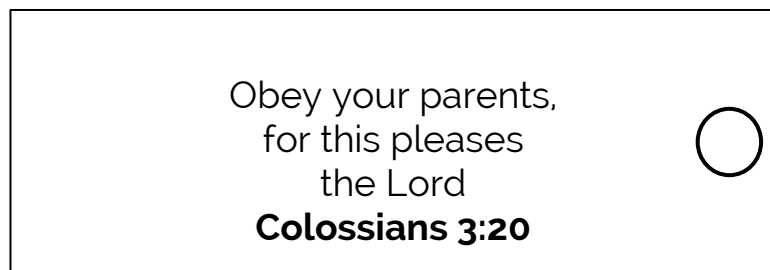
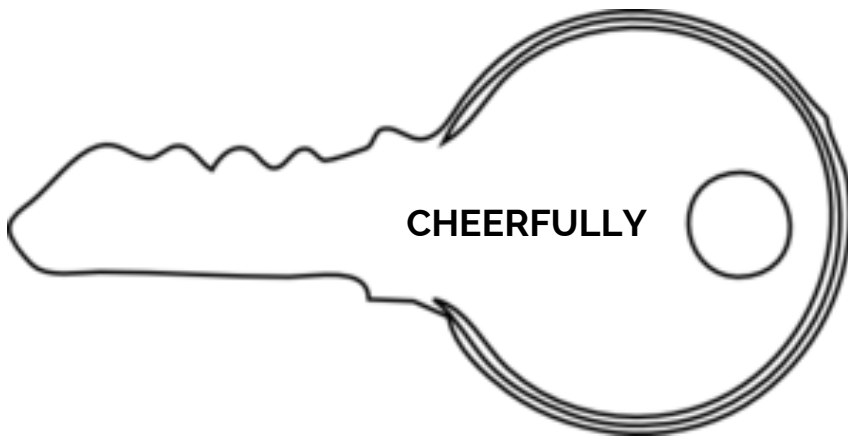
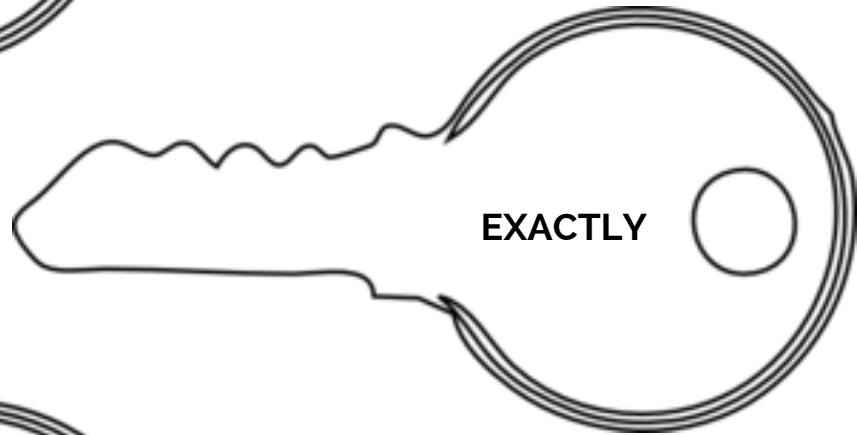
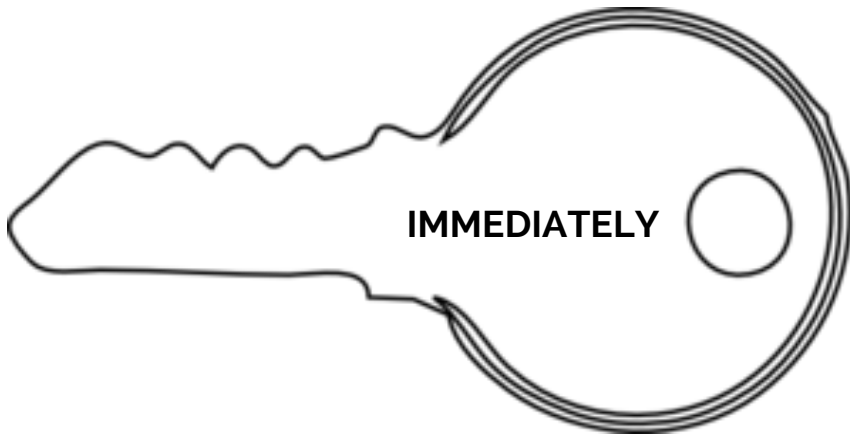
Obey your parents
for this pleases the Lord.

Colossians 3:20


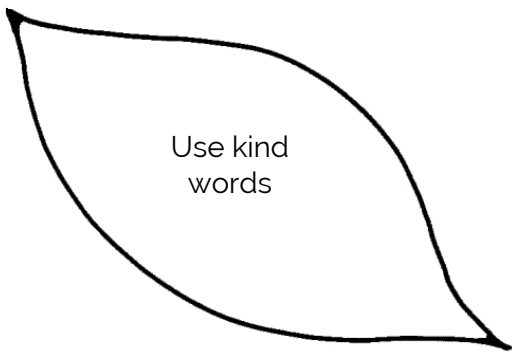
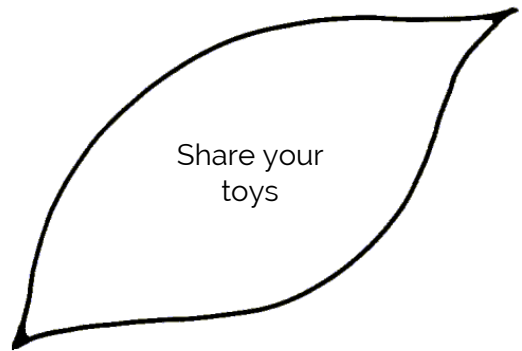

Instructions: Color the picture.



KEY & MEMORY VERSE TEMPLATE



FLOWER TEMPLATE



KITE TEMPLATE

Obey your
parents,
for this pleases
the Lord

Colossians 3:20

Keep your
room clean

Share
your toys

Use kind
words

Respect
your
things