

Lesson 7: Fall of Jericho

Objectives: Students will...

- 1) Understand that the Israelites conquered Jericho thanks to God's miraculous intervention
- 2) See that faith is important - we need to believe and follow God's Words, even when we don't always understand them
- 3) See that God is powerful and we need to obey His commands.
- 4) Do activities that remind them of the fall of Jericho

Accommodations: How will I accommodate individual needs of students?

- See Lesson 1 for ideas

Supplies:

Teacher Materials (provided in classroom)

- Bible(s)
- Markers/Pencil Crayons
- Pens/Pencils
- Attendance Chart
- Stickers for Attendance
- Joshua and Jericho Activity Page – one per student
- Calculator to share (to do Connect the Dots Activity Sheet)
- Connect the Dots Activity Sheet – one per student

Optional:

- Internet Access and a Computer to watch a short 20 minute video on Jericho and the archaeological evidence: <http://biblelandpassages.org/passages/passage-9-jericho-city-of-rahab/>
- Break the Code Activity Sheet - one for students who are done early
- Horns – one for each child (paper towel tubes, kazoos, rolled-up pieces of paper or party horns)
- Tape to share (if making horns out of pieces of paper)
- Storybook or visuals of this story to show kids (if available)

Snack:

- Red Licorice String or Rhubarb Strips with Honey Dip 1-2 pieces for each child
- Napkins for snack one per child
- Water and cup one per child

Lesson:

1) Introduction to Lesson

2-5 minutes

As students enter, welcome them and help find a chair to sit at. Thank them for coming.

Take attendance (using attendance chart supplied). Let each child put a sticker beside their name for this week.

Say to students:

What book in the Old Testament are we studying now? Joshua

Does anyone remember what we studied last week? We studied that Joshua and the Israelites crossed the Jordan thanks to God's help. God parted the water by making the river stop flowing and they walked across on dry ground once the priests stepped in the water. After the people crossed safely, while the priests stayed in the river, 12 men were sent to get a stone each and set up the stones to remind themselves and others of God's power and to remember that He deserves respect. We also

learned that the kings in the area were terrified by what had happened. The Israelites had gone from preparing to enter – to actually entering Canaan!

Let's turn to Joshua Chapter 6 and see another example of God taking care of the Israelites by conquering their enemies!

2) Jericho is Conquered by God – Joshua 6

15-20 minutes

Optional: Storybook or visuals of this story to show kids (if available)

Ask:

Is it hard to obey your parents when you don't know why they want you to do something, but they tell you to do it anyway and it seems weird to you? Example: Your mom might ask you take out the garbage, but when you go to look there is only a few small items in there? Let students answer.

Today we will see that God asked the Israelites to do something strange. It might not have made sense to them at the time, but in the end – it worked and they knew again that God was protecting them and looking out for them!

Can I get a volunteer to read Joshua 6:1-3? Thank them for reading.

What is God asking the Israelites to do? March around Jericho 6 times – one time each day.

Does that seem strange? Let students answer.

Can I get a volunteer to read Joshua 6:4-10?

Were the people allowed to make noise while they were marching? No

Did the priests blow horns while they marched? Yes

Did Joshua tell the Israelites how many times they had to march before the walls would come down? It doesn't say, it says God told Joshua, but it doesn't say that Joshua told the people.

Would that seem strange to march around in silence one time each day and not see the place you are circling have anything happen to it? Let students answer.

Just like your mom asking you to take out garage that has barely anything in it, the Israelites were told to march around a city with nothing happening to it each day they circled.

Let's read Joshua 6:11-16

How many days did the Israelites march around the city before Joshua said to shout? 7 days.

Read Joshua 6:17-25

What happened when they shouted? The walls came down!

Did they obey God? Yes!

Should you obey your mom even though it might not make sense at the time? Yes.

Say: Maybe there was something really bad that had to be taken out right away in the garbage, maybe the bag had a rip and was going to leak if you didn't take it out before someone threw more things in....we don't always know why but as long as it is a Godly request – we should obey – just like the Israelites!

What happened to Rahab? She was saved along with her family.

What did Joshua say about the items they would find in the city – like gold silver and other objects? The gold, silver, bronze and iron were to be kept for God and everything else was to be burned – no one was to keep anything for themselves.

What happened to the city after Rahab and her family were taken out? It was burned and destroyed.

Finally, read Joshua 6:26-27

What did Joshua say would happen to anyone who tried to build up Jericho again? They would be cursed and his first born and youngest child would die because he disobeyed Joshua orders from God.

If students ask, take them to 1 Kings 16:34 and see the consequences that occurred because someone actually tried to rebuild Jericho and disobeyed God's command through Joshua.

1 Kings 16:34

³⁴In Ahab's time, Hiel of Bethel rebuilt Jericho. He laid its foundations at the cost of his firstborn son Abiram, and he set up its gates at the cost of his youngest son Segub, in accordance with the word of the LORD spoken by Joshua son of Nun.

Should we listen to and respect God? Yes!

Say: Even if we don't always understand God's ways, we need to trust that He is working in our lives so that what is best will happen for us –just like He asked the Israelites to do.

Not only did God help the Israelites as they prepared to enter, but last week when they crossed the Jordan River, they entered Canaan and now today we see that they began, thanks to God, to conquer Canaan beginning with Jericho.

*If a student asks about why they killed all the people and why did God allow it, tell them we will study that exact question next week when we look at sin and the consequences of sin.


3) Joshua and Jericho Activity Page

15-20 minutes

Hand out one sheet to each student along with pencil crayons.

*IF you are short on time, let students choose between the connect the dots sheet and this one.

Read the instructions on the page and help students find the right answers, then let them color the picture on the left.

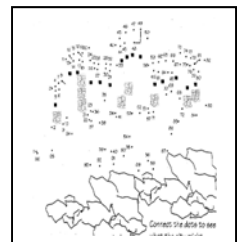


4) Connect the Dots and Numbers Page

10-15 minutes

Hand out one sheet to each child along with pencil crayons or pencils. Have a calculator handy for those who do the activity on the left that requires some math skills.

Discuss any questions while working on this sheet that the students might have about the walls of Jericho falling down and the Israelites faith in following God's commands.



5) Discuss the Historical Accuracy of the Bible with Student: Joshua 6 –

Say to the students:

- 1) The Bible claims the walls of Jericho fell outward “down flat” Joshua 6:20. John Garstang's archaeological digs between 1930-1936 found bricks from the wall lying outward from the city. Kathleen Kenyon's digs in the 1950's found the same thing. The fallen bricks formed a ramp for the attacking army to use to climb up into the city. The Bible account is accurate.**

- 2) They also found remains of houses built against the inside of the wall. (Rahab's house Joshua 2:15 is mentioned as being part of the wall.
- 3) Archaeologists found a layer of ash and burned debris 1 meter thick. (Joshua 6:24)
- 4) Garstang and Kenyon found large clay jars filled with harvested grain. (Joshua 3:15 says the conquest of Jericho happened during the harvest season, not before the harvest as was usual to do at that time when fighting a city. Grain was valuable and would normally have been taken by the victorious army. (Joshua 6:17-18 says the Israelites did not plunder the city.)

Walls of Jericho falling flat out; Rahab's house built against the wall; Jericho was attacked during not before harvest; and Jericho being burnt and not plundered by Israel are all examples of Biblical accuracy. God's Bible is true! And we can prove it.

If time and available – take a computer if you have internet access and show the short video from Bible Land Passages – World Video Bible School

<http://biblelandpassages.org/passages/passage-9-gericho-city-of-rahab/>

6) Optional: Break the Code Activity Sheet

10 minutes

Hand out one sheet to each student along with pencil crayons. Read the instructions and help students find the correct answer.



Answer: At the sound of the trumpets and the shouts the walls fell!

7) Practice Memory Verse

Deuteronomy 31:6 – Be strong and courageous. Do not be afraid or terrified because of them, for the Lord your God goes with you; he will never leave you nor forsake you.”

Have students repeat this verse with you a number of times. Say a few words, then have them repeat a few times. Once everyone has that done, go to another few words and have them repeat, keep going until they have said the entire verse a few times. The goal is to learn this verse by the end of the quarter.

8) Optional: The Walls Come Down Activity Game

5-10 minutes

*This game can be played inside or outside. If you have fewer than six children, have 2 or 3 be the walls of Jericho and choose one to be Joshua (ask for volunteers). If you have more, allow more to be part of the wall.

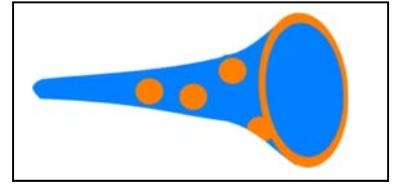
Tell the students: **We are going to play a game that reminds us of how the walls came down in Jericho when Joshua and his people were led by God. I am going to choose some volunteers to be the wall and to be Joshua.**

Joshua is going to lead the rest of the class in a quiet march around the walls (students). We are going to count 7 trips around the city, I will hold up my fingers and whisper the numbers as you go around. On the 7th trip, we will yell and shout and the “walls” will fall down! Play this several times so each student can have a turn. Make sure you are in an area where the shouts won't disturb others 😊 If so, change the shouts and yells to pretending to blow horns, when the walls see the students blow their pretend horns, the walls come down.

9) Optional: Make a Horn Activity

5-10 minutes

Hand out one horn to each child. If using paper, roll paper together and hand out tape, if available to fasten the paper together in a horn shape. Make sure the paper is rolled in such a way that one end is rolled tight, while the bottom is left loose so it looks like a horn.



Practice “blowing” their horns as the priests did to obey God. Every time you count out a number from 1-6 – tell them to not blow their horns, just like the priests did the first 6 days. They carried them but did not use them. If you count out the number 7 have them give a long blow on their “horns”. Mix up the counting of the numbers so that they don’t know when the number 7 is going to be called out.

*Make sure you do this in an area that will not disturb others as the kids blow their horns.

10) Optional – Snack: Red Licorice String or Rhubarb with Honey Dip

5 minutes

*Before class if using Rhubarb – slice it into small strips like a rope and provide a small dish for each child with honey, sugar or stevia powder in it for the students to dip the rhubarb in. One dish or paper cup for every child with a teaspoon of sugar, stevia or honey, so that students aren’t dipping their food into others. Hand out snack to each child along with a glass of water or juice. Explain that, **“Today we remember what we learned – that Rahab helped the spies and had faith that the God of Israel would help her too! She was told to put a scarlet cord in her window to mark the place the Israelites were to leave alone. When the walls came down, Rahab and her family were kept safe and were able to leave with the Israelites. Let’s eat a snack that reminds us of the scarlet cord and let’s remember to obey and have faith – just like Rahab did!”** Provide a napkin for children to clean their hands. Discuss any questions while snacking.

11) Optional – Songs

5 minutes

Have children sing songs with you. An example is:

Jericho's Wall Came Falling Down

(to the Tune of "London Bridge is Falling Down")

Joshua got a plan from God, plan from God, plan
from God.

Joshua got a plan from God, Hallelujah!

Israel marched around the wall, 'round the wall,
'round the wall.

Israel marched around the wall, Hallelujah!

Seven priests blew seven horns, seven horns,

seven horns.

Seven priests blew seven horns, Hallelujah!

All of Israel gave a shout, gave a shout, gave a
shout.

All of Israel gave a shout, Hallelujah!

Jericho's walls came falling down, falling down,
falling down.

Jericho's walls came falling down, Hallelujah!

Rahab saved her family, family, family.

Rahab saved her family, Hallelujah!

12) Close in prayer

*If desired, ask the children if they have any prayer requests and write them down to help you remember. Then ask all children to bow their heads and fold their hands to pray.

Dear God thank You for Your might and power, thank You for Your everlasting ability to always take care of us as You did Joshua, Rahab and the Israelites. Thank You that we can be strong and courageous because of You and Your Son being there for us. Help us in our faith to always remember that You are there with us and that we need to remember to pray, study and focus on Your Words day and night to gain strength for our days ahead.

Father be with our families and friends and those who were unable to be here today because of problems or sickness. Bring those people back safely next week. Help us to be strong and courageous in sharing the good news that Jesus is alive and able to save all who come to Him through baptism. Thank you for Rahab and Joshua and their examples that we can look to for encouragement. Help us not to judge others but encourage them to have faith in You like Rahab. Help us to love and respect You because You are mighty and awesome – as we saw today in how You made the walls of Jericho fall down. Bless us as we enter this new week, keep us from sin and temptation. We pray that you will lead us this week and that Your perfect will be done in our lives. Thank you for being our wonderful God, in Jesus precious name we pray, Amen!

Thank you for serving Christ in this way!