




Let's Build BINGO



Finger Puppets




Make a homemade instrument from recyclable items.



What Can I Build?




Find three objects made from wood. What are they?



Measuring This and That




Use your hands to measure the height of a chair.



Blown Away



Place a toy on top of, under, next to, far from, and beside a pillow.



Space Monkey Blast Off!



PreK-K




Find more games and activities at pbs.org/parents/learn-at-home

PBS KIDS and the PBS KIDS Logo are registered trademarks of Public Broadcasting Service. Used with permission.



Learn at Home with PBS KIDS

Let's Build BINGO





Learn at Home with PBS KIDS

**Week of
October 5th**

Hello, Families!

Welcome to "**Learn Along**" Bingo! We're happy to share PBS KIDS activities with you and to work with PBS member stations and community partners across the country to help support learning at home. With "Learn Along" Bingo, children can view, explore, and play as they learn alongside their PBS KIDS friends on the PBS KIDS 24/7 channel. We hope your family will use it to inspire learning each and every day.

It's Let's Build Week!

In this packet, there are printable activities and everyday learning ideas for you and your child to choose from. As you complete each square, mark it off to celebrate the learning.

Learning Spotlight: "Designing Solutions"

This week, we're learning how to identify a simple problem and design solutions. Engineers use tools to design and build new or improved objects to solve a problem.

Show What You Know: Measuring This and That

The last activity in this packet is a perfect way for children to show what they've learned about designing solutions with a grown up.

Tune in: Watch the new PBS KIDS program, THE CAT IN THE HAT KNOWS A LOT ABOUT THAT on Tuesday, October 6th at 11am EDT on the PBS KIDS 24/7 channel.

Ready for more? Watch your favorite PBS KIDS shows on the 24/7 channel and live stream at pbskids.org/video/livetv or on your local PBS station.

Happy learning!
PBS KIDS



Find free activities, articles and tips to support at-home learning on pbskidsforparents.org


PBS KIDS and the PBS KIDS Logo are registered trademarks of Public Broadcasting Service. Used with permission.




Let's Build BINGO




Finger Puppets




Make a homemade instrument from recyclable items.



What Can I Build?



Find three objects made from wood. What are they?



Measuring This and That




Use your hands to measure the height of a chair.




Blown Away



Place a toy on top of, under, next to, far from, and beside a pillow.



Space Monkey Blast Off!



PreK-K

Find more games and activities at pbs.org/parents/learn-at-home

PBS KIDS and the PBS KIDS Logo are registered trademarks of Public Broadcasting Service. Used with permission.



Puppet Pals

Play acting is a fun way to use your imagination and explore new words! Using these finger puppets, make up an adventure for Sally, the Cat and Things One and Two! Where will they go? What will they explore? Can you use some of the Cat in the Hat's favorite words like "thinga-ma-jigger", "hat", "soar", "play", and "hooray!"



First, color your puppet pals. Then have an adult cut them out along the dotted lines. Finally, lace the tab around a finger and secure with tape.



Find more games and activities at pbskidsforparents.org



What Can I Build?

Name _____

Instructions: What can you build with materials like: cardboard boxes, empty paper towel rolls, a spare bed sheet, and tape? Draw and label your structure. Then, build it with recyclable materials you collect. Invite others to help you.



For more games and activities, visit pbskidsforparents.org



Blown Away

Name _____

We were having fun in the yard until the wind blew our stuff all over the place! Now I can't find my hat! My ukulele! And all this other random stuff! Help me find:



1 Five



1 Fish



6 Bones



1 Seven



My Hat



5 Marbles



1 Ukulele

As you find things, number them so we can see they're all there. Then color the whole scene.




peg+cat

PARENTS: CLUES YOU CAN USE to help kids find...

- Peg's hat - It's **on top of** a hydrant.
- Peg's uke - It's **upside down**, leaning against the fence.
- 1 number 5 - It's on the **front** of Connie's house.
- 1 fish - It's on my roof.
- 6 bones - Check Cat's drawing, a roof, **under** a house, **beside** the same house, **on the front** of Viv's house, and **under** a very Big Dog.
- 1 number 7 - It's just **beyond** a fence.
- 5 marbles - Find them on a wheel, in the sky, on a necklace, on Viv's roof, and on a house **beyond** a 7.

Find more games and activities at pbskidsforparents.org



Space Monkey Blast Off!

Build a rocket and launch Curious George into space!

1. Build a Rocket

- Flatten the tip of one end of the short wide straw with your fingers. Seal with tape.
- Cut out one of George's rockets (below) and fold in half.
- Tape the rocket to the sealed end of the straw.

2. Launch It!

- Place the open end of George's rocket over the thin straw.
- Aim the rocket upwards, and blow into the bottom of the thin straw. Watch it fly!
- How do you launch your rocket if you want it to go far? How do you launch it if you want it to go high?

3. Test a Different Design

- What will happen if you change the design of your rocket? Make a prediction, then test it out.
- Try launching your rocket with a paperclip attached to the top of it.
- Then try the rocket without the paperclip.
- Which design flies farther? Why do you think that is? What does testing help you discover about your rocket?



Materials

wide straw, cut into thirds

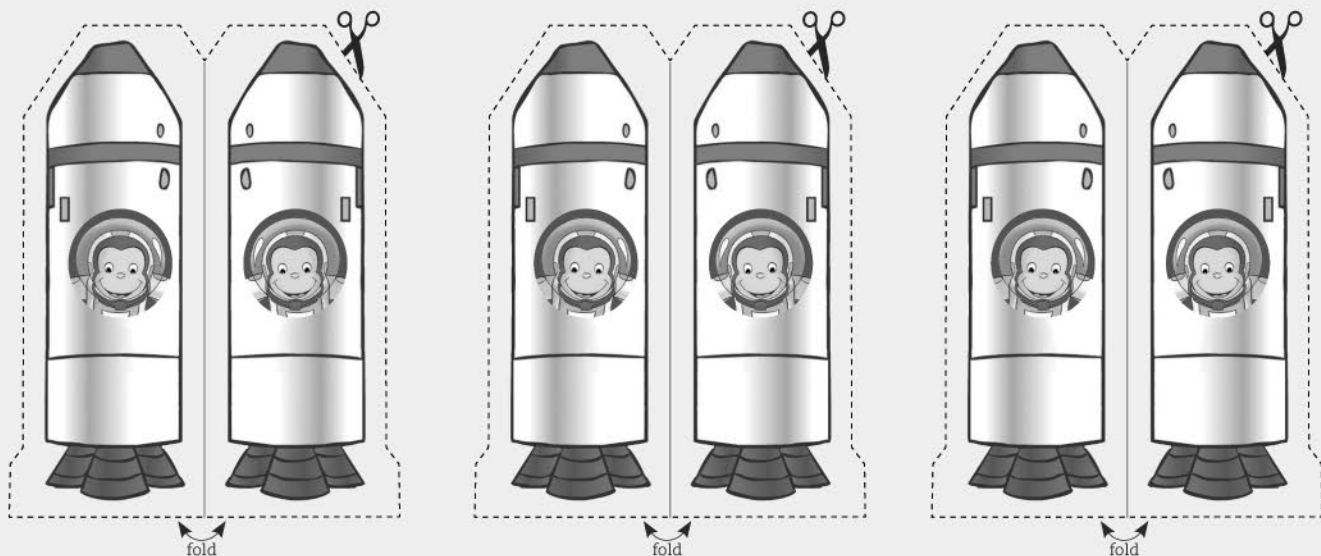
thinner straw, full length

tape

scissors

Curious George rocket cut-out, folded in half

paper clips



For more games and activities, visit pbskidsforparents.org



Measuring This and That



Make and test The Cat in the Hat measuring tools.


Which cereal box is taller? Are you taller than your friend?

Which tree trunk is wider? If you want to know for sure, you need to get evidence.

Make the Cat's hat and a Measuring Snail to measure and compare all sorts of things.

Materials

- Cardstock or paper
- The Cat's Hat printable
- Measuring Snail printable



Create Your Measuring Tools

1. Using cardstock, print the Cat's hat and Measuring Snail printables.

Tip

No cardstock? No problem! Just glue the Cat's hat and the Measuring Snail to an old greeting card, flattened cereal box, or piece of cardboard for stability.

2. Cut out the Cat's hat and build the Measuring Snail as directed.
3. Use the stripes on the Cat's hat and the segments on your Measuring Snail's measuring line to measure the length of various household items.



Measure, Share, Compare!

1. Measure the length of the Cat's hat using the Measuring Snail. How long is it? Now measure the Measuring Snail with the Cat's hat. What do you notice?
2. Find 4 or 5 household items that are similar but different. (For example: different kinds of shoes, drinking glasses, toy cars, or chairs.) Predict which is the longest or shortest. Using the Cat's hat or the Measuring Snail, measure and compare the lengths. Did anything surprise you? Why?
3. What if you need to measure something round? What would be the best tool? Find a tree trunk, can of food, or something similar. Measure it using the Cat's hat and the Measuring Snail. What do you notice?
4. The Cat uses his hat to measure and improve the length of a stool leg when he visits Blueprintia. With the help of your measuring tools, design something that balances on three or four legs. Share your creation with a friend and use the Cat's hat or the Measuring Snail to show details about your design.

pbskidsforparents.org



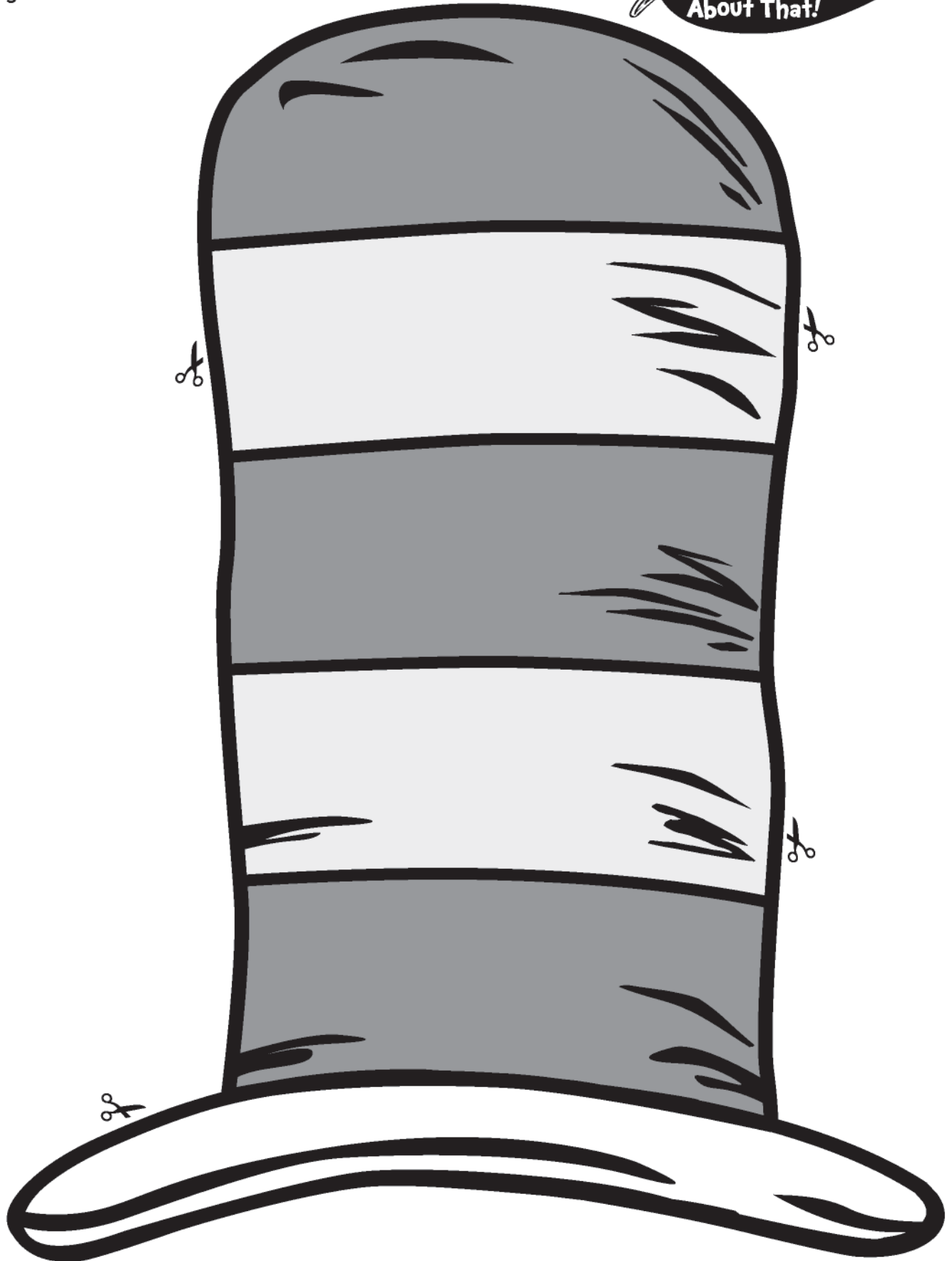
Find related games in the **FREE** *The Cat in the Hat Builds That* app. Download it now!



The contents of this document were developed under a cooperative agreement (PR/Award No. U295A150003, CFDA No. 84.295A) from the U.S. Department of Education. However, these contents do not necessarily represent the policy of the Department of Education, and you should not assume endorsement by the Federal Government. THE CAT IN THE HAT KNOWS A LOT ABOUT THAT! Season 3 © 2017-2018 CITH Productions III Inc. Based on the original television series created by Portfolio Entertainment Inc. and Collingwood & Co. Dr. Seuss Books & Characters TM & © 1957, 1958 Dr. Seuss Enterprises, L.P. All rights reserved. PBS KIDS and the PBS KIDS Logo are registered trademarks of Public Broadcasting Service. Used with permission.

The Cat's Hat

With an adult's help, cut out the Cat's hat along the outer solid black line.



Measuring Snail

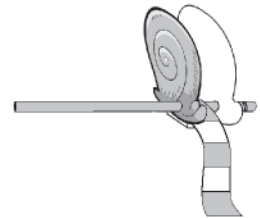
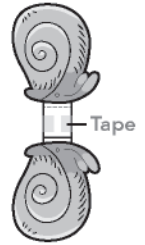


Materials

- Scissors
- Markers or crayons
- Clear tape
- Hole punch
- Unsharpened pencil

Instructions

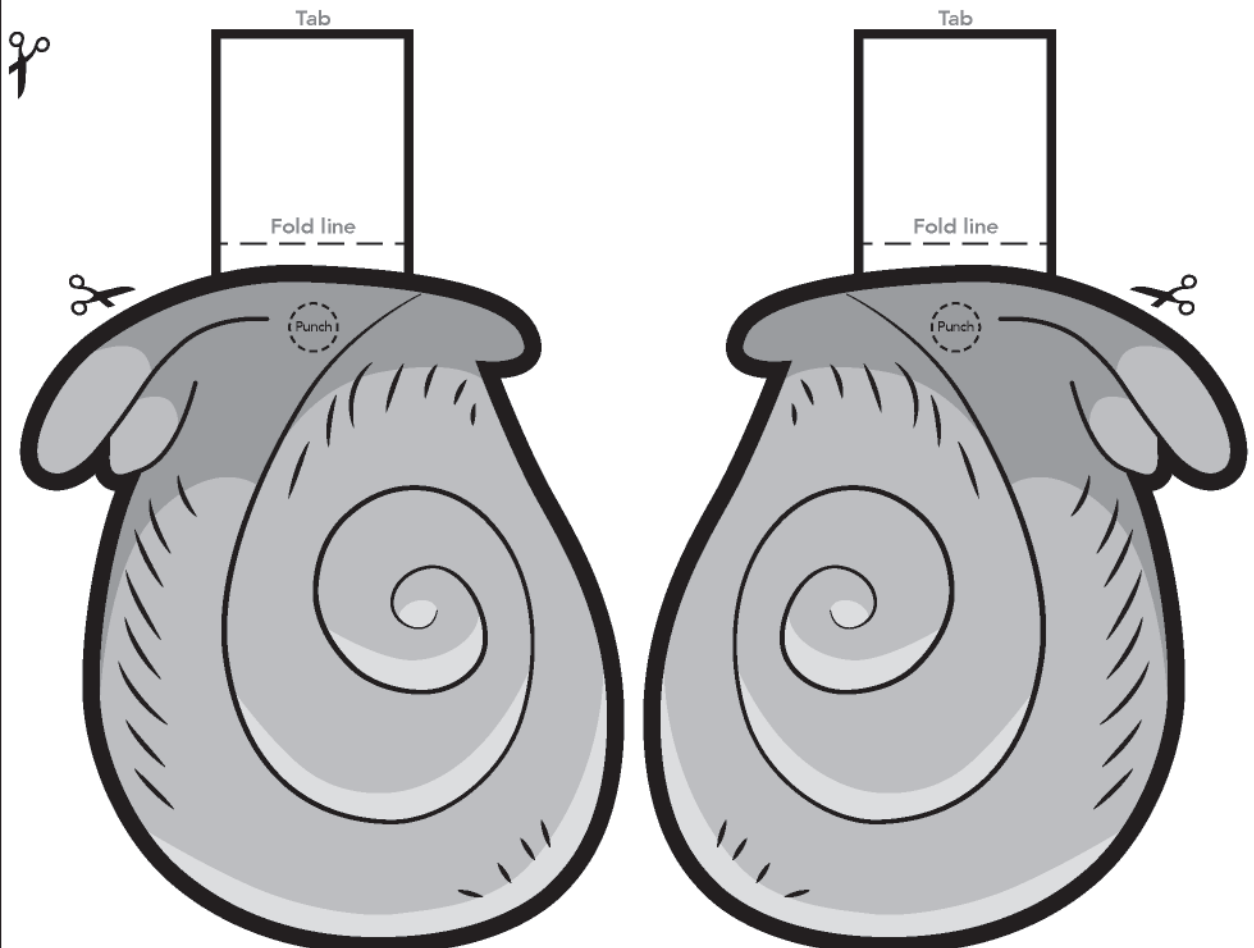
1. With an adult's help, cut out the two halves of the Measuring Snail's body and the measuring line.
2. Join the halves by overlapping the two tabs and taping them together.
3. Punch holes in each side of the Measuring Snail as marked.
4. Stick a pencil through the two holes.
5. Color the stripes on the measuring line. Use two colors and alternate them.
6. Tape one end of the measuring line—colors facing up—to the pencil, and roll up the measuring line by turning the pencil.
7. Pull the measuring line and put your Measuring Snail to work!



Test & Improve!

Explore the measuring ideas in the "Measuring This and That" activity. What could make your Measuring Snail better? Can you make it longer? What if you wanted it to pull easier and not bounce back? What other materials around your house could you use as a measuring line?

Measuring line





Learn at Home with PBS KIDS

Schedule Begins October 5, 2020

Explore reading, math, science, life lessons, and more on the PBS KIDS 24/7 channel and live stream! The TV schedule below offers you and your child a chance to learn anytime alongside your favorite PBS KIDS characters.



TIME (M-F)	SHOW	GRADE	LEARNING GOAL
6/5c am	Splash and Bubbles	PK-K	Science
6:30/5:30c am	WordWorld	PK-K	Literacy
7/6c am	Peg + Cat	PK-K	Math
7:30/6:30c am	Peep and the Big Wide World	PK-K	Science
8/7c am	Sid the Science Kid	PK-K	Science
8:30/7:30c am	Super WHY!	PK-K	Literacy
9/8c am	Pinkalicious & Peterrific	PK-1	The Arts
9:30/8:30c am	Clifford the Big Red Dog	PK-K	Social & Emotional Learning, Literacy
10/9c am	Let's Go Luna!	K-2	Social Studies
10:30/9:30c am	Dinosaur Train	PK-K	Science
11/10c am	The Cat in the Hat Knows a Lot About That!	PK-1	Science & Engineering
11:30/10:30c am	Martha Speaks	K-2	Literacy
12 pm/11c am	Nature Cat	K-3	Science
12:30 pm/11:30c am	Ready Jet Go!	K-2	Science & Engineering
1/12c pm	Arthur	K-2	Social & Emotional Learning
1:30/12:30c pm	Odd Squad	K-2	Math
2/1c pm	Cyberchase	1-5	Math
2:30/1:30c pm	Molly of Denali	K-2	Literacy
3/2c pm	Pinkalicious & Peterrific	PK-1	The Arts
3:30/2:30c pm	Elinor Wonders Why	PK-K	Science & Engineering
4/3c pm	Sesame Street	PK-K	Literacy, Math, Social & Emotional Learning
4:30/3:30c pm	Daniel Tiger's Neighborhood	PK-K	Social & Emotional Learning
5/4c pm	Curious George	PK-K	Math, Science & Engineering
5:30/4:30c pm	Curious George	PK-K	Math, Science & Engineering
6/5c pm	Wild Kratts	K-2	Science
6:30/5:30c pm	Wild Kratts	K-2	Science

Access FREE, at-home learning activities, tips, and more on pbskidsforparents.org



Learn at Home with PBS KIDS

Play and learn anytime and anywhere with free apps from PBS KIDS! Use the chart below to find the app that aligns to your child's grade, learning goal, and favorite PBS KIDS show - then download it on your on your mobile or tablet device to play online, offline, or anytime.


Apps for Social & Emotional Learning

Daniel Tiger for Parents	PK-K	Social & Emotional Learning
PBS KIDS Games app	K-2	Multiple Learning Goals
PBS KIDS Video app	K-2	Multiple Learning Goals




Apps for Literacy Learning

Dinosaur Train A to Z	PK-K	Literacy, Science
Molly of Denali	K-2	Literacy
PBS KIDS Games app	K-2	Multiple Learning Goals
PBS KIDS Video app	K-2	Multiple Learning Goals



Apps for STEM Learning (Science, Technology, Engineering & Math)

PBS Parents Play & Learn	PK-K	Literacy, Math	Ready Jet Go! Space Explorer	K-2	Science
Play & Learn Engineering	PK-K	Science and Engineering	Ready Jet Go! Space Scouts	K-2	Science and Engineering
Play & Learn Science	PK-K	Science	Nature Cat's Great Outdoors	K-3	Science
Splash and Bubbles for Parents	PK-K	Science	PBS KIDS ScratchJr	1-2	Coding
Splash and Bubbles Ocean Adventure	PK-K	Science	Outdoor Family Fun with Plum	1-3	Science and Engineering
The Cat in the Hat Builds That!	PK-K	Science and Engineering	Cyberchase Shape Quest	1-5	Math, Science
The Cat in the Hat Invents	PK-K	Science and Engineering	PBS KIDS Games app	K-2	Multiple Learning Goals
Jet's Bot Builder: Robot Games	K-2	Science and Engineering	PBS KIDS Video app	K-2	Multiple Learning Goals
Photo Stuff with Ruff	K-2	Science			



pbskids.org/apps

