

Let's Talk Plants!

Newsletter of the San Diego Horticultural Society

October 2015, Number 253

Hot Colors, Dry Garden

PAGE 1

Enchanted Garden Gala – page 2

Our New Board Members – page 3

A Celebration of Local Foods – page 4

Friends with Benefits – page 6

Living Art in the Garden – page 7

Two Great Plant Sales – page 8

Slow Food Meets Slow Flowers – page 12

On the Cover: Pops of color in a water thrifty garden

Plants from the September meeting - see page 18



Leucophyllum pruinosum 'Sierra Bouquet'TM
TEXAS RANGER

Kathy Ascher (4)



Alpinia calcarata SNAP GINGER

Top: *Russelia equisetiformis* 'Flamingo Park'
CORAL FOUNTAIN

Left: *Limonium platyphyllum* (?) STATICE


SDHS SPONSOR

**GREEN THUMB
SUPER GARDEN CENTERS**
1019 W. San Marcos Blvd. • 760-744-3822
(Off the 78 Frwy. near Via Vera Cruz)
• CALIFORNIA NURSERY PROFESSIONALS ON STAFF
• HOME OF THE NURSERY EXPERTS • GROWER DIRECT
 www.supergarden.com
Now on Facebook



WITH THIS VALUABLE **Coupon**
\$10⁰⁰ OFF
Any Purchase of \$60⁰⁰ or More!
• Must present printed coupon to cashier at time of purchase
• Not valid with any sale items or with other coupons or offers
• Offer does not include Soil, Gift Certificates, or Department 56
• Not valid with previous purchases • Limit 1 coupon per household
• Coupon expires 10/31/2015 at 6 p.m. 





Rachel Cobb

**FAVORITE GARDENS
IN BALBOA PARK -
SEE PAGE 14**

Desert Garden

▼ SDHS SPONSOR

WATERWISE BOTANICALS

www.WaterwiseBotanicals.com

Wholesale nursery - Open to the public!

- Landscape Succulents - Cacti - Perennials -
- Roses - Ornamental Grasses - Shrubs - Trees -



We specialize in
Drought Tolerant
& Water-wise
Landscaping!

www.WaterwiseBotanicals.com

32183 Old Hwy 395 Escondido, CA 92026
(760)728-2641 - Open Mon-Sat 8am-5pm

▼ SDHS SPONSOR



**Severe
Drought**

**WHEN IN
DROUGHT**

Save every day, every way.

This is **Serious** Water Conservation is Mandatory

Mandatory conservation measures include:

- Limiting outdoor watering days and times
- Watering only during the late evening or early morning hours
- Eliminating runoff from irrigation systems
- Repairing all leaks within 72 hours
- Using hoses with shut-off valves for washing cars
(or use commercial car washes that re-circulate water)

Local rules vary. Find restrictions in effect in
your community at whenindrought.org.



San Diego County
Water Authority

San Diego Botanic Garden

An Urban Oasis

4 Miles of Trails on 37 Acres

Fall Plant Sale
October 17-18

Cactus and Succulent
Show and Sale
October 24-25



230 Quail Gardens Drive, Encinitas
SDBGarden.org



IN THIS ISSUE...

- 2 Free Workshop: Plant Propagation
- 2 Gala at the Water Conservation Garden
- 2 Volunteers Needed
- 3 From the Board
- 3 SDHS Joins The Palomar District Garden Club
- 4 The Real Dirt On...Emily Whaley and Loutrel Briggs
- 4 Book Review
- 5 Trees, Please... Sulfur Fungus
- 5 Volunteer Spotlight
- 6 Going Wild With Natives
- 6 To Learn More...
- 7 California Natives: Living Art in the Garden
- 8 Landscape with Natives!
- 8 Fall Plantstravaganza
- 8 32nd Annual Fall Plant Sale
- 9 The Dirt on Water Blog
- 10 My Life with Plants
- 11 Welcome New Members!
- 11 Discounts for Members
- 11 What's Up At San Diego Botanic Garden?
- 12 Slow Food Meets Slow Flowers
- 14 Sharing Secrets
- 18 September 2015 Plant Display
- 19 September Meeting Report
- 20 Pacific Horticulture Tours

INSERTS:

Calendar/Resources/Ongoing Events

SAN DIEGO HORTICULTURAL SOCIETY

OUR MISSION is to promote the enjoyment, art, knowledge and public awareness of horticulture in the San Diego area, while providing the opportunity for education and research.



MEMBERSHIP INFORMATION

Renewal information is on page 20 and at www.sdhort.org. For questions contact membership@sdhort.org or Jim Bishop at (619) 296-9215.

MEETING SCHEDULE

6:00 – 6:45 Vendor sales, lending library, plant display, silent auction
6:45 – 8:30 Announcements, door prizes, speaker

MEETINGS & EVENTS

(FW = Free workshop; FG = Featured Garden; register at www.sdhort.org)

October 10	Volunteer Appreciation Party – your invitation will be emailed to you
October 17	Plant Propagation (FW) – see page 2
November 7	Companion Plants for Succulents (FW) – see page 2
November 9	Designer Panel, Trends in Landscape Design
December 14	Clayton Tschudy on Ecology Landscaping and other Waterwise Lessons from the Water Conservation Garden



www.sdhort.org

COVER IMAGE: This is our speaker's garden, and Nan will share her expertise with you and explain how to get a lovely and colorful garden while using water-thrifty plants.

NEXT MEETING: OCTOBER 12, 2015, 6:00 – 8:30 PM Speaker: Nan Serman on *Hot Colors, Dry Garden*

Meeting is open and everyone is welcome. Admission: Members/free, Non-Members/\$15. Parking is free. Meeting Place: Del Mar Fairgrounds, Surfside Race Place, Del Mar; Info: (619) 296-9215

This month we welcome member Nan Serman, garden designer, author, botanist, and host, co-writer and co-producer of the award winning TV show, *A Growing Passion*. She is dedicated to the transformation of planted landscapes from overly thirsty and resource intensive to climate appropriate and sustainable.

As we weed out the too thirsty plants from our gardens, many gardeners worry about losing the color. Can a drought tolerant garden be colorful and beautiful? Nan says "Absolutely!" Her presentation will be a preview of her upcoming book, *Hot Colors, Dry Garden*, to be published in 2017, about how to create beautiful and colorful gardens that need little water, along with the best plants for the job. Nan will focus on a selection of the many dry growing plants that offer great color. She will also give us a sneak peek at some of the gardens in her book.

Nan holds a botany degree from Duke University, a Masters in biology from UC Santa Barbara, and a Masters in instructional design from San Diego State University. She is author of *California Gardener's Guide Volume II*, and her articles appear in *Sunset*, *Better Homes and Gardens*, *Los Angeles Times*, *Organic Gardening* and elsewhere. She has a monthly water-wise garden column in the *San Diego Union Tribune* and is the gardening expert for San Diego public radio's Midday Edition talk show.

Nan has served as an advisor to the Water Conservation Garden, and is a board member of the Garden Writer's Association and a founding board member of the Association of Professional Landscape Designers, San Diego District.

For more information see agrowingpassion.com and page 6.



SAN DIEGO HORTICULTURAL SOCIETY

Established September 1994

BOARD MEMBERS

Cindy Benoit – Membership Chair
Patty Berg – Volunteer Coordinator
Jeff Biletnikoff – Meeting Room Coordinator
Jim Bishop – President
B.J. Boland – Corresponding Secretary
Ray Brooks - Member at Large
Bruce Cobbledick – Workshop Coordinator
Julian Duval – San Diego Botanic Garden
Representative
Mary James – Program Committee Chair
Princess Norman – Secretary
Susanna Pagan – Public Relations Coordinator
Sam Seat – Treasurer
Susan Starr – Garden Tour Chair
Donna Tierney – Member at Large
Susi Torre-Bueno – Newsletter Editor,
Past President
Roy Wilburn – Outreach Coordinator

Let's Talk Plants!, the SDHS newsletter, is published the fourth Monday of every month.

Editor: Susi Torre-Bueno;
(760) 295-2173; newsletter@sdhort.org

Advertising: Ellie Knight;
newsletter@sdhort.org.

Calendar: Send details by the 10th of the month before event to calendar@sdhort.org.

Copyright ©2015 San Diego Horticultural Society, Encinitas, CA. All rights reserved. Not to be reproduced by any means for any purpose without prior written permission.

New Email? New Street Address?

Please send all changes (so you will continue to receive the newsletter and important notices) to membership@sdhort.org or SDHS, Attn: Membership, PO Box 231869, Encinitas, CA 92023-1869. We NEVER share your email or address with anyone!

BECOME A SPONSOR!

Do you own a
garden-related business?

SDHS sponsorships have high recognition and valuable benefits, including a link to your website, discounts on memberships for your employees, and free admission to SDHS events. This is a wonderful way to show your support for the SDHS. Sponsors help pay for our monthly meetings, annual college scholarships, and other important programs. Sponsorships start at just \$100/year; contact Jim Bishop at sponsor@sdhort.org. Sponsors are listed on page 10; look for "SDHS Sponsor" above their ads. We thank them for their support.

2 **Let's Talk Plants!** October 2015, No. 253

ENCHANTED GARDEN GALA AT THE WATER CONSERVATION GARDEN

Saturday, October 17



The Garden's flagship fundraiser, **The Enchanted Garden Gala**, will be hosted on October 17 from 6 to 10 pm, and will feature an extravagant evening filled with fine dining, musical and dance performances, and enchanting décor all while strolling through The Garden paths. Tickets are limited, so please sign up today at TheGarden.org.

The Water Conservation Garden in Rancho San Diego is San Diego County's only botanical and demonstration garden whose mission is to educate the public to appreciate the value of water in Southern California, specifically the efficient use of water in landscaping. The Garden spans nearly 6 acres, and offers numerous events as well as adult and youth educational programs. Consider supporting The Garden to help maintain all the wonderful resources offered to so many in San Diego County. For more information or to become a Garden member, please visit thegarden.org.

FREE WORKSHOP: Plant Propagation Saturday, October 17

This workshop will be an introduction to propagating plants at home. The emphasis will be on propagating from cuttings (cloning or asexual reproduction), and how and when to gather cuttings will be discussed. The medium in which to pot up cuttings and the different stages in moving along a cutting to a plant that

will survive in your garden will be demonstrated. Depending upon how many people show up, there may be an opportunity for hands-on practice by workshop members. Teacher Anne Murphy loves to propagate plants. She is a Certified Master Gardener and an active member of California Native Plant Society of San Diego and the San Diego Horticultural Society. She volunteers at Anstine-Audubon Nature Preserve in Vista. Anne has given multiple classes at Anstine on how to propagate California native plants.

Additional details and registration are at sdhort.wildapricot.org/Workshops.



VOLUNTEERS NEEDED

SDHS Volunteer Appreciation Party

We need helpers for our annual Volunteer Appreciation Party on the morning of October 10 for a wide range of tasks. Contact Patty Berg at pattyjberg@gmail.com if you can spare a couple of hours.

Tech Support Help at Meetings:

Do you have video and tech support skills, and also love to garden? We need a tech-savvy volunteer to help load speaker presentations onto a laptop prior to our monthly meeting, and to assist the speaker. Also, we are looking for an individual who can load past presentations onto the internet. Contact Jim Bishop: president@sdhort.org.

San Diego Horticultural Society



FROM THE BOARD

By Jim Bishop

Board Elections

Each August the Society's Board of Directors holds elections. Board members serve as unpaid volunteers and donate their time and talent to make SDHS successful. Please welcome these new board members:

Donna Tierney and Ray Brooks join the board as one-year members-at-large. Donna has already started working with the board to coordinate and update the SDHS strategic plan... more about this in future newsletters. Donna has been on the boards of several organizations, including the California Council for Excellence, and is a member of Master Gardeners. In addition, she has been writing both *The Real Dirt On...* column (in alternating months) and some monthly meeting reports for the newsletter.


You may recognize Ray. He's been donating the handsome handmade bowls that we give as door prizes at the monthly meeting. Ray and his wife Bonnie are fairly new members of SDHS, but have had a long interest in plants and gardening. Ray has also been a board member of a number of local organizations, including the North County Woodworking Club and the San Diego Finch Society.

Remaining on the board for 3-year terms are:

- BJ Boland as Corresponding Secretary. BJ writes the lovely thank you notes that SDHS sends out and also helps with the door prizes at meetings.
- Roy Wilburn will be helping with outreach to other garden organizations.
- Bruce Cobblestick will be in charge of coordinating our free workshops.
- Sam Seat is continuing as treasurer. Sam would like to retire, but has agreed to stay on. If you have experience in bookkeeping or finance, please let us know if you would be interested in being treasurer.
- Patty Berg is already part way through her second term as volunteer coordinator. Patty would also like to retire or share the position. Please contact Patty at pattyjberg@gmail.com if you are interested in helping to organize of volunteer efforts.

Rounding out the board are:

- Susi Torre-Bueno as Newsletter Editor. Susi's term ends in 2016, and we need to find a replacement soon so that training can begin to ensure a smooth handoff of this big responsibility. Contact Susi at newsletter@sdhort.org if you'd like to learn more.
- Jim Bishop's term as president ends in 2017. Jim will remain on the board, but not as president. As you can imagine, this is an important role and ideas or suggestions for president would be much appreciated.
- Mary James' term as program chair ends in 2017. However, Mary would like some additional help in scheduling and coordinating our monthly speakers, and you can contact her at programs@sdhort.org. She has already scheduled the first half of 2016.
- Cindy Benoit is membership chair. Term ends 2017.
- Jeff Biletnikoff is our meeting room coordinator. Term ends 2017.
- Princess Norman is Society Secretary. Current term ends 2016.
- Public Relation Chair is Susanna Pagan. Current term ends 2016.
- Susan Starr is Garden Tour chair. Her term ends in 2017.



Ray Brooks

We invite all members to participate as volunteers. If you or someone you know are interested in assisting one of the board members or replacing them, please contact any of us on the board about our interest. You can reach us by clicking on the contacts link on the home page at sdhort.org.

We thank Kim Alexander for serving on the board this past year as a member-at-large. As you may recall, Kim designed and installed our wonderful award-winning garden exhibit at the 2014 San Diego County Fair. Thank you, Kim. 🌿

SDHS JOINS THE PALOMAR DISTRICT GARDEN CLUB

By Roy Wilburn



The Palomar District of California Garden Clubs, Inc. (CGCI) has a new affiliate member: The San Diego Horticultural Society. The Palomar District is one of the 28 geographical divisions in the CGCI family, with 23 local garden clubs and over 2000 members in San Diego and southern Riverside Counties, making it the largest district in the state. SDHS joins the other existing affiliate members: the Coronado Floral Association, the San Diego Floral Association and the Master Gardener Association of San Diego County.

Palomar District's objective is to implement the aims and purposes of the National Garden Club and California Garden Club Inc., along with promoting and coordinating the interests of Garden Clubs and Affiliates within the District. District meetings and events are an excellent way to meet fellow gardening colleagues and share information and experiences. Any club dedicated to promoting the interests of gardening is welcome!

This year's theme of the Palomar District is "Come for the Knowledge, Stay for the Friendships."

As members, we are kept abreast of the many events and happenings of garden clubs and affiliate members within the Palomar District and CGCI, such as demonstrations, workshops, classes, plant sales and garden tours. The SDHS, in turn, now reaches out to thousands of new fellow gardeners with our mission of promoting the enjoyment, art, knowledge and public awareness of horticulture in the San Diego area, while providing the opportunity for education and research.

The Palomar District has quarterly board and general meetings within the county with a quarterly gardening publication, *The Palomar Pruner*. The District's 2015-2016 Schedule includes many Floral Design Forums throughout the year at the Shinoda Design Center in San Diego.

For more information go to californiagardenclubs.com/Palomar-District. 🌿

THE REAL DIRT ON...

Emily Whaley and Loutrel Briggs

By Carol Buckley

Among the open private gardens of Charleston, South Carolina, the most renowned is entered by the push of an iron gate and nestled behind a 1754 white clapboard house at 58 Church Street. Over 3,000 visitors a year visit the garden that is a culmination of the talents of landscape architect Loutrel Briggs, amateur gardener Emily "Cheeka" Whaley, and her assistant, Junior Robinson.



In 1941, Emily, bedridden in pregnancy and promised anything her heart desired by her husband, prominent attorney Ben Scott Whaley, asked for a garden designed by Loutrel Briggs. Briggs had a degree from Cornell and had toured the gardens of Europe. He had a prestigious practice in New York, where he also was a professor of landscape architecture, and he wrote on the subject. Wintering in Charleston for 40 years, he designed over 100 private gardens.

His blueprint for the Whaley garden demonstrates his emphasis on local, historic details (for example, using old Charleston brick) and incorporating all parts of the scene (in this case, a carriage house, a church steeple, and a neighbor's majestic live oak and magnolia) into the "canvas." The small 30 x 100 ft. garden had a central axis and comprised two light and formal areas with lawns and a shallow pool, and a third garden, separated by pierced brick walls, where the tree canopy sheltered azaleas, camellias, and a garden bench (which Emily called "a place to invite your soul for a visit").

Emily was no hothouse flower: daughter of a country doctor, she helped tend the 13-acre garden at her mother's family's plantation. A graduate of the University of Georgia and former resident of Washington, D.C., she pushed the bounds of Brigg's plans in the 40-some years she tended her garden. As Robert McG. Thomas Jr. remarked in Emily's *New York Times* obituary in 1998, "she helped show Charleston there was bloom beyond azaleas and camellias." With Junior Robinson's assistance, she planted roses, gerberas, and hydrangeas for year-round flowers (*Emily Whaley, Charleston Gardener and Writer, Dies at 87*). She pulled out beds to plant new varieties and was not fainthearted when pruning. Rosemary Verey said Emily had a "feel for plants" and "perfect eye for scale." After a damaging storm, for example, she divided the garden into several rooms, as she called them, creating an illusion of spaciousness. ("Small Courtyard Gardens in Charleston, USA," in David Wheeler, ed., *By Pen and By Spade An Anthology of Garden Writing from Hortus*, 1990).

In *Mrs. Whaley and Her Charleston Garden* (1997), the book Emily wrote with novelist William Baldwin, one can read Emily's musings on her garden, which continues to be open to raise money for charity, an idea she pioneered in Charleston. ☞

BOOK REVIEW

Edible: A Celebration of Local Foods

By Tracey Ryder and Carole Topalian

Reviewed by Caroline McCullagh

When I sat down to write this review, I thought I'd check to see how many times I'd mentioned this company before. Just once, in April 2010, in a review of *Edible San Diego*. Not too soon to do another review.

A little history, then. The Edible Communities company was created in 2002 by Tracey Ryder and Carole Topalian, the author and photographer, respectively, of this month's book. They call it a publishing and information services company. They started with *Edible Ojai* and currently publish 83 different local food magazines including *Edible New Orleans*, *Edible Hawaiian Islands*, *Edible Baja Arizona*, and others, including a number of Canadian cities. You may have seen it distributed at local farmers' markets. When I've seen it, it's been free, but you can also buy subscriptions to any of the versions, which are published six times a year.

Ryder and Topalian were inspired by Gary Paul Nabham's *Coming Home to Eat*, another book I highly recommend (reviewed September 2002).

Edible: A Celebration of Local Foods was their first book. They also have three regional cookbooks: Seattle, Brooklyn, and Dallas-Fort Worth, with another one planned.


This book includes 80 regional recipes ranging from "Broiled Shad Roe with Pancetta" and "Kudzu Quiche in Puff Pastry" to "Frozen Maple Mousse" and "Creamy Pumpkin Grits with Brown Butter." I probably won't be making any of these, but they're fun to read.

The book is divided into six geographic sections. Each section includes short essays selected from the various magazines. Most of the stories are two pages, some a little longer, and all include eye-popping photographs of plants, livestock, prepared foods, farmers, chefs—the list goes on.

No two stories are alike, and they're all interesting. They introduce us to people who are intimately involved in bringing food production back to a personal level, as we all do when we plant fruits or vegetables in our yards. They teach us, on a slightly larger scale, what is possible in our own gardens and kitchens.

For example, in "Portrait of the Farmer as a Young Man" we meet Andy Griffin, who writes with humor and lyricism about starting his career by delivering cases of organic broccoli in the dead of night. Elizabeth Linhart Money tells us about farmer Paul Muller, who thinks it's important that "farm labor is as healthy and cared for as any aspect of the farm." Derrick Schneider writes about Christopher Lee, who explains his fascination with charcuterie. John Cox describes making artisanal vodka in Hawaii using ocean water from 3,000-foot depths.

The book is hardbound and has 324 pages with approximately 60 stories, 80 recipes, and lots of other goodies. I think it would make a great holiday gift. ☞



TREES, PLEASE

Be on the Lookout for Sulfur Fungus This Year

By Tim Clancy

Trees are susceptible to many pests and diseases. Sometimes a disease may be quietly working away on the tree and we don't even know it. One such disease is the sulfur fungus. This fungus is a wood decay organism. It is in the family of what is known as a "brown rot." This type of rot destroys the tree's supportive components by feasting on cellulose and hemicellulose. It causes a brown cubicle rot. The tree's wood becomes fragile and is subject to brittle fracture. This brittle fracture can occur with little or no warning, at times leading to serious consequences. Besides living trees, the fungus can also colonize stumps and dead trees.

Trees with sulfur fungus can and often do appear to be of high vigor. The canopy can look to be in perfect condition, yet the tree can be dangerous. This is due to what the fungus consumes, which does not interfere with the metabolic functions of the tree. This type of fungus is usually associated with older large trees.

So how do we know when a tree has sulfur fungus? Luckily for us the fungus produces a beautiful orange and yellow fruit body known as a "shelf bracket." This bracket is diagnostic and is an indication that the tree is decaying. Unfortunately, the number of shelf brackets present does not indicate the volume of decay. A tree can be extensively decayed and only produce one fruiting body, or it may be mostly sound and solid but still produce several brackets. We can deduce that a column of decay is present when we see the brackets growing in a column up the trunk.

I have seen sulfur fungus on several species in San Diego. These include the carob tree (*Ceratonia siliqua*), black acacia (*Acacia melanoxylon*) and some eucalyptus (*Eucalyptus* species). The fungus can be seen in San Diego in the fall, usually October and November. The shelf brackets are annual and do not persist throughout the year. Their presence indicates the tree does have decay and should be inspected by a qualified arborist. This inspection should involve some methodology to determine the amount of decay and location. Once this information is gathered a decision can be made about what to do with the tree.



Tim Clancy

Section of eucalyptus tree showing sulfur fungus brittle rot in center of trunk

Continued on page 20

VOLUNTEER SPOTLIGHT

Hotter Than Hot:

Home/Garden Show Really Sizzles!

By Patty Berg, Volunteer Coordinator

An important part of our mission is community outreach; letting people know who, what and where we are has kept our organization strong and vibrant for more than twenty years now. And, as with all of our initiatives, we count on volunteers to take turns when we have opportunities to reach out to potential new members. At the spring and fall Home/Garden Shows at the fairgrounds we get to tout all the features and benefits of SDHS, and several dozen people join at every show.

This year's Fall Home/Garden Show was no exception, but given the very challenging weather, our volunteers deserve a special salute. The weekend of the show, from September 11th through the 13th, was notable for sweltering temperatures that reached near 90 degrees at the usually breezy and cool fairgrounds. Along with unusually high humidity, the conditions were far from comfy for the show's attendees and the folks who staffed the booths and displays.

So here's a special shout out to our intrepid members who did indeed keep calm and carry on. The group included **Kathy Arciero, Diane Bailey, Barbara and Bob Bandhauer, Jeff Biletnikoff, Julia Coleman, Rose Cooper, Al Mazur and Cathy Tylka.** Well done, everyone!

Hot though it was, the show's attendees were clearly motivated and enthusiastic to learn about all the newest trends in landscapes and gardening. Though waterwise has been our mantra for many years now, the weekend's weather really drove home the point as we combat unprecedented drought. Many thanks to our volunteers for continuing to beat the drum for good plant choices and smart irrigation ideas. ☺



Trudy Thompson (l) and Cindy Benoit (r) at the Fall Show

GOING WILD WITH NATIVES

Friends with Benefits

By Pat Pawlowski

Let me clarify that. There are all kinds of friends, and the best kind of a friend is the one who doesn't let you down. With just a little care and consideration, that friend can make you feel great. Just one look can make you feel high, high, high – wait a minute, that's an oldies song – anyway, you will certainly be happy you did.



Desert Willow,
Chilopsis linearis



Greenleaf Manzanita,
Arctostaphylos patula

party, too. But how do you get “friended?”

New beneficial friends, green and otherwise, may be pleasantly found at the humongous **Native Plant Sale** put on by the San Diego Chapter of the California Native Plant Society. This year, it will be held on Saturday, October 17, at the Casa del Prado Courtyard in Balboa Park. The sale opens at 9 AM for members and 10 AM for the generally excited public. The sale closes at 3 PM. Unlike when you order stuff online, there will be actual human beings there to help you; many are horticulture experts who can answer any questions you might have and steer you to the right plants for your situation. They will welcome you with open arms.

How much more friendly can you get?

Member Pat Pawlowski is a writer/lecturer/garden consultant who has many friends who are green (but not with envy, you understand). 🌿

TO LEARN MORE...

Colorful Low Water Plants

By Ava Torre-Bueno

Just in case there's anyone alive who still thinks low-water plants are drab and boring, here are some sites to disabuse you of that notion.

The first has ten truly colorful succulents:
finegardening.com/10-outstanding-succulents

This article by member Debra Lee Baldwin is about making your colorful succulents look like an undersea scene:
sunset.com/garden/flowers-plants/sea-creature-succulents

Here are non-succulent low-water plants suitable for our ever-drier climate:
sunset.com/garden/earth-friendly/backyard-wildlife-sanctuary

And if you Google “purple succulents” and then click “images” you'll get hundreds of pictures of lovely plants.

And as a public service, here's the Godzilla El Niño weather report from NOAA: “There is a greater than 90% chance that El Niño will continue through Northern Hemisphere winter 2015-16, and around an 85% chance it will last into early spring 2016.”

tinyurl.com/Oct-El-Nino 🌿

CALIFORNIA NATIVES:

Living Art in the Garden

By Bobbie Stephenson

If you are thinking of adding succulents to your garden to help conserve water, consider our native Dudleya species, commonly called dudleyas or live-forevers, of the Stonecrop Family (Crassulaceae). Their wide variety of leaf shapes and colors (several species have silvery white leaves) and flower and stem colors add both architecture and live art to gardens. Some species, like the giant chalk dudleya (*Dudleya brittonii*), generally produce a solitary large glaucous white rosette, while others, the ladies' fingers dudleya (*D. edulis*) for one, form tufted rosette groups. One of the most common dudleya species in our area is the chalk dudleya (*D. pulverulenta*), a plant with a powdery white dust on its leaves, that is native to the coastal sage scrub plant communities along the coast. The two chalk dudleyas are bumblebee and/or hummingbird pollinated; the narrow-leaved ladies' fingers dudleya is fly and bee pollinated.


All dudleyas are long-lived perennials with some individuals said to survive to 50-100 years, but usually they live more like 20 years. Flowers on the various species are white, yellow, or pink to red. Some extremely small rare dudleya species are of more scientific and biogeographic interest than of interest as horticultural plants.

The genus *Dudleya* of about 40 species was named by friends of William Russel Dudley, 1849-1911, an American botanist who was the first head of the botany department at Stanford University. The center of distribution for the genus *Dudleya* in the wild is near the coast north and south of San Diego, California, in northwestern Baja California and on the offshore islands. Dudleyas occur naturally in rocky, clayey, or sandy sites amid other species of coastal sage scrub, chaparral, mixed evergreen forest, and desert plant communities of the California Floristic Province. The urbanization of the San Diego County coast has caused many of the endemic species to be rare, threatened or endangered.

Drought tolerant, dudleyas need infrequent to no supplemental watering during most of the year, and very little to no summer watering or the plants can become soft and die. Most species can tolerate cool but frost-free winters. Dudleyas require sun to partial shade in order to produce a compact rosette. Plant dudleyas at angles so that water runs off, as water standing in the rosettes can cause the plants to rot from the top down. In nature they commonly occur on slopes or cliff faces so the water can flow off the leaves. Dead basal leaves should be removed to reduce the chance of fungal or bacterial infection. Mealy bugs are the primary pest; they can be avoided by watering the plants with a systemic insecticide containing imidacloprid. Snails and slugs love the juicy leaves, and rabbits and deer will also eat them. In my urban garden, I think my succulents are eaten mostly by skunks.

Though many species of the Crassulaceae readily multiply by rooting from the leaves, dudleyas do not. A rosette offshoot may be cut off and rerooted, or dudleyas can be propagated by seed as they do almost entirely in the wild.

In addition to the species mentioned in this article, many other dudleya species that may be found at native plant and specialty nurseries are large enough to be useful in landscaping. Check them out and add a little living art to your garden.



Member Bobbie Stephenson is a local botanist whose career has been focused on California native plants. 🌿



Bobbie Stephenson (3)

Chalk dudleya (*D. pulverulenta*).



Ladies'-fingers dudleya (*D. edulis*).



The glaucous bluish-white giant chalk dudleya (*D. brittonii*) is native to coastal Baja California and the coastal islands. Clusters of yellow flowers top pink stems that grow to more than a foot long. The stem has numerous pink bracts.

LANDSCAPE WITH NATIVES!

CNPS Native Plant Sale

Just when you think you can't wait any longer to plant, the annual Native Plant Sale will satisfy your itch on Saturday, October 17. Come to Casa del Prado Courtyard, 1700 Village Place in Balboa Park. The sale starts at 10am, with a private opening for CNPS members at 9am. Pre-ordering and pickup are also available to members. Email plantsale@cnpsd.org for information and to receive updates. 🌿

FALL PLANTSTRAVAGANZA

At The Water Conservation Garden

November 7 – Save the Date!



The Water Conservation Garden celebrates the fall planting season with the 2015 **Fall Plantstravaganza!**, on Saturday, November 7th from 10 am to 2 pm, with a special members-only preview sale from 9 am to 10 am. Memberships may be purchased at the gate.

The event aims to help San Diego gardeners make the most of the fall planting season with a plentiful mix of gardening experts and plants offered by local growers and nurseries. Visitors can attend workshops on gardening-related topics led by experts, plus visit exhibits staffed by knowledgeable Garden docents and guest exhibitors to learn about water-saving gardening, edible gardening, compost-making, gardening for butterflies and more.

Partner water agencies will join the fun to reveal a range of money-saving rebate opportunities for residents replacing thirsty landscapes with those that save water and are beautiful too. Personalized attention can be found at the "Ask the Designers" area for in-depth landscape design advice. For just \$20 for 20 minutes, a landscape designer or architect will assess a visitor's landscape and goals (through photos, diagrams, or dialogue) and recommend plants and design ideas that are a custom fit. Also, the Garden's gift shop will be overflowing with unique nature-inspired treasures that are perfect for gift giving.

Reservations for the ever-popular "Ask the Designer" consultations are recommended and can be made by calling 619-660-0614 x10. View a complete event program at thegarden.org. Those interested in exhibitor and/or sponsorship opportunities should contact Diane Owens, Director of Events at diane@thegarden.org.

Admission: Members and Kids 12 and Under FREE; \$3 General Admission; Free Parking.

Location: The Water Conservation Garden, 12122 Cuyamaca College Drive West, El Cajon, CA 92019

More info: theGarden.org; 619-660-0614 🌿

32ND ANNUAL FALL PLANT SALE

At San Diego Botanic Garden

Saturday & Sunday, October 17 & 18, 10 am – 4 pm

Monday, October 19, 9 am – 12 pm

All remaining plant stock goes on sale for ½ price

Plant donations from over 100 local growers, wholesalers, retail nurseries and individuals make the San Diego Botanic Garden's annual Fall Plant Sale one of the most interesting and diverse plant sales in San Diego County. Don't miss this opportunity to choose from hundreds of unique, exotic, and unusual plants; as well as our wide selection of drought-tolerant plants that will not only enhance your garden, but also save on your water bill.

Plant selections include California natives, cacti, succulents, fruit trees, bromeliads, sub-tropicals and house plants. Many of the plants available at the sale are propagated at the SD Botanic Garden by horticulturalists, docents and volunteers.

The Fall Plant Sale is one of the Garden's biggest fundraisers and is organized by more than 150 volunteers who transport, tag, price, groom and organize the plants. Generous plant donations from San Diego County growers, nurseries and wholesalers enable the Garden to offer plants at exceptional prices to attendees of the Fall Plant Sale.

The Botanic Attic, filled with new and gently-used garden-related items, a used book sale, and the popular Bakery Shoppe, selling home-made baked goods, jams and jellies, will also be available at the Fall Plant Sale.



Admission: Saturday, October 17 - Free with paid admission or membership. Sunday, October 18 & Monday, October 19 - Free with \$5 admission or membership (discounted admission only available Oct. 18 & 19 for Fall Plant Sale attendees).

Location: San Diego Botanic Garden, 230 Quail Gardens Dr., Encinitas CA, 92024 🌿

More info: SDBGarden.org; 760-436-3036

THE DIRT ON WATER BLOG

Is El Niño Friend or Foe?

By Jeanne Meadow

El Niño, El Niño, El Niño. That's all I hear. The drought has lost attention and concern.

El Niño is a weather phenomenon that affects global weather patterns. The Pacific Ocean heats up and the lack of upwelling of cool water causes the trade winds to shift. Moisture and storms push east in the Pacific, leaving west Pacific countries like Australia and



Rachel Cobb

Indonesia at risk of severe drought and fires. Places like Africa may suffer deadly virus outbreaks. Here in the U.S. and South America, there will likely be flooding and crop rot which may seriously affect food supply. If the coldwater fish off the Pacific Coast flee to cooler water, fishermen could go bankrupt. In the last big El Niño in 1997, there were more than 23,000 El Niño related deaths.

So you can see how selfish I feel for once wishing for an El Niño that could help my garden, avocado grove and property value. But no, I know the realities of an El Niño.

The realities may be more bad than good. The biggest negative after the mayhem listed above is the slowing of support for investment in long-term drought infrastructure. California is a dry place, imports most of its water; has had many droughts in the past, and its population continues to grow. People believe the El Niño will save us, but will it?

The reality is that the El Niño may not even reach us. There is such a thing as a dry El Niño. Yes, and no one is talking about that. Even if it does reach us, most of the precipitation will run off into the ocean. We need a slow and steady rain to recharge our aquifers, and cold temperatures to rebuild our lost snowpack in the Sierras. And if you live in San Diego, the Sierra snowpack hardly matters, as it is likely that most of your water comes from the Rocky Mountains via the Colorado River.

The chances of a strong El Niño are high—but there is a small chance that it will peter out, or winds will move it north or south of us. And what some scientists worry about the most is the presence of a giant low pressure mass that has been sitting off the West Coast for several years. This mass is what partially caused the drought in the first place, and may be so tough to push through that the rains will stay over the ocean.

I have been pulling out the avocado trees that are not high producers, and replacing palm trees with Palo Verde 'Desert Museum' trees. Maybe El Niño will make these and other drought preparations seem unnecessary—but maybe it won't. We can't control Mother Nature so it is best to continue to support projects that bring new water sources to us, whether or not El Niño grants us a drought reprieve. We need to be better prepared in the future so we don't find ourselves wishing and hoping for something that has proven in the past to not only be powerful - - but dangerous as well.

Visit my blog at TheDirtonwater.com to see my latest rants or contact me at Jeanne@jeannemeadow.com.

[Ed note: *Cercidium* 'Desert Museum' is available locally from SDHS sponsor Moosa Creek Nursery: tinyurl.com/Oct-D-museum; learn more about this excellent tree at tinyurl.com/Oct-D-museum-2]. ☺

▼ SDHS SPONSOR

GET A **FREE** ISSUE OF
GARDEN DESIGN MAGAZINE WHEN YOU SUBSCRIBE

PICTURESQUE HOMES & GARDENS
PLANT-RICH IDEA-FILLED GARDENS
PUBLISHED 4 TIMES PER YEAR
ADVERTISEMENT **FREE**

11 COLORFUL CONTAINERS
CREATING LEFT-OVER LUSTRE

WWW.GARDENDESIGN.COM/SDHORT
or call to order
(855) 624-5110
Plus, \$12 of your order will be donated to the
San Diego Horticultural Society

▼ SDHS SPONSOR

EST. 1970
GREATSOIL LLC
WWW.GREATSOIL.COM

North County's Premium Supplier of
Bark • Topsoils • Mulch • Sod • Seed

641 Rock Springs Road
Escondido, CA 92025
www.greatsoil.com

VISA No Added Greenwaste
Call Today! **(760) 740-9191**
HOME DELIVERY AVAILABLE
SAVE WATER APPLY MULCH

Free Delivery on 10yds Bark or 15 yds Soil in San Marcos and Escondido

PREMIUM BARK Mini Fir Nuggets • Shredded Fir Medium Fir Nuggets 3/8" Fir Bark Shredded Redwood/Gorilla Hair Shredded Mulch - Coarse and Fine	OTHER PRODUCTS Pumice • Perlite- #3 Decomposed Granite Black Lava Rock (small and large) Sand • Peat Moss Certified Playground Mulch Rubber Mulch
PREMIUM TOPSOILS Landscape Mix for Grass Planter Mix for Vegetable & other Gardens Container Mix for Greenhouse Plants Bio Retention Soil Palm Mix California Native Plant Mix Custom Mixes on Request	SOIL AMENDMENTS Nitrolized Shavings 1:1 Soil Rejuvenation and Grass Topper Soil Conditioner 1:3 Concentrated Extra Strength Gypsum

MARATHON SOD & MARATHON SEED

10% OFF
for the members
of SDHS



MY LIFE WITH PLANTS

By Jim Bishop

This is a continuing series of articles that chronicle Jim Bishop's experiences with plants and the effect they have had on his life.

Pool Be Gone – Part 2

This is a continuation about challenges of creating a garden in Mission Hills.

Last month, I discussed how we came up with a design to replace our pool with a casita, stair tower and several garden rooms. This month, I'll discuss the construction process.

We decided to hire the same contractor that had done the earlier remodel on our house. A pleasant surprise was that compared to house remodel, the cost of the project was less than expected. This was because the project involved no drywall, paint, plumbing and only minor electrical work. Also, although we added a lot of outdoor entertaining space, since we didn't add to the square footage of the house our property taxes remained the same.

First up was filling in the pool. Scott rented a jackhammer and set out trying to remove the old pool decking. I collected the larger pieces and took them down the hill to construct rubble retaining walls and steps. However, the contractor said that we'd need as much material as possible to fill the pool and to start throwing everything into the pool. It turned out there were several older patios below the existing pool decking and eventually the contractor had to bring in more power tools and people to remove all of it.

Amazingly at the time, the city didn't have any regulations or require a permit to fill in a swimming pool. So the contractor devised his own plan and we proceeded. They jackhammered several large holes in the bottom of the pool and then jackhammered away the top three feet of the pool. All of this material, the cracked concrete pool planters, plus any old concrete, tile building materials and maybe an old toilet and sink or two all went into the pool.

When the pool demolition was done, a large portable cement mixer was placed on the sidewalk in front of the house. Two firehoses



Pool demolition

ran from there down the side yard and into the old pool. Trucks of decomposed granite and topsoil were dumped in the street and a small backhoe dumped it one scoop at a time into the cement mixer. After a slight mixing the dry material passed through the firehoses and was sprayed into the pool area three storeys below. In the pool were two people with water hoses and two more with portable soil compactors. The men with the hoses wet the material as it entered the pool area. They were followed by the two men with the soil compactors. Eight hours later we had a beautiful and level dirt pad.

I was home during the process to deal with any problems that might occur with the neighbors due to all the dust and noise. At one point the doorbell rang. It was the men that were delivering the fill materials. They wanted to know what to do with the two truckloads of gravel in the street. I said that I assumed it was to go into the pool. However, they said that it couldn't go in the pool since the area needs to be compacted to 95% and the gravel can't be compacted that tightly. So, I suggested they return it to the supplier. However, they said the supplier couldn't reuse it since it had picked up dirt in the street and he wanted \$3000 to dispose of it... or I could have it free. At first I thought no way, but they suggested that maybe I could use it for pathways on the hillside or something else. So they blew it down to the side of the pool area. It quickly filled the area with a pile over 6 feet deep and 9 feet wide and started going over the top of the pool wall. I'll explain later what we did with all that gravel.

Since the casita was a free-standing structure with lots of open walls, it required steel posts and beams for construction. The building code for footings was that that the bottom of the footing had to be seven feet from daylight from a line drawn horizontally to the downhill slope side. So, after filling in the pool they dug four, seven-foot deep footings into the newly added fill. The hole needed for the footing for the new balcony off the living room was even deeper since the hill is very steep in that area. The next day the city came to inspect the footings; we passed inspection and no mention was made that just days ago there had been a swimming pool in this area.

The construction of the stair tower was next. Interestingly, even though it was over 30 feet tall, it did not require a steel infrastructure or deep footings since it was back much further from the slope and would be tied to the retaining wall. It did, however, require lots of wood. More wood than we could have imagined. We felt very guilty about the amount of wood. Since the tower was octagonal and had a spiral staircase inside, a special construction team was brought in to figure out all of the calculations needed to fit exactly into the spot. All the wood, spirals, and angles were quite interesting and artistic to watch being constructed. We almost hated to see it all covered with stucco.

Continued on page 17



Interior construction of stair tower

WELCOME NEW MEMBERS

We encourage our 1300+ members to be active participants and share in the fun; to volunteer see page 2. A warm hello to these new members:

Ronald Bales	Chris Elliott	Amanda Osborn
Eric & Diana Barnard	Lois Friske	Anna & Michele Therrien
Neal & Tiffany Bociek	Amy Hall	Andy & Kathy Voltin
Lucy Borsenberger	Joan Kistner	

HORT BUCKS ARE GREAT!

Kudos to these members whose friends joined in 2015; they earned Hort Bucks worth \$5 towards name badges, garden tours, dues and more! To get your Hort Bucks ask your friends to give your name when they join.

Diedre Avery (1)	Heather Hazen (1)	Deborah Polich (1)
Jim Bishop (4)	Joyce James (1)	Kathy Puplava (1)
Deborah Brenner (1)	Nelda Johnson (1)	Barbara Raub (2)
Bonnie and Ray Brooks (1)	John Kramer (1)	Marylyn Rinaldi (2)
Bruce Cobbledick (1)	Dannie McLaughlin (1)	Catherine Robinson (1)
Sharon Corrigan (2)	Naomi McLean (1)	David Ross (1)
Shirey Doig (1)	Barbara Metz (1)	Tammy Schwab (1)
Claire Ehrlinger (1)	Allison Miles (1)	Jeanne Skinner (1)
Susan Getyina (1)	Francie Murphy (1)	Barbara Strona (1)
Marilyn Guidroz (3)	Ocean Hills Garden Club (1)	Paula Taylor (1)
Devonna Hall (1)	Joan Oliver (1)	Lynda Waugh (1)
Wyatt Hayes (1)	Laird Plumleigh (1)	Deborah Young (1)

SPONSOR MEMBERS (names in bold have ads)

Agri Service, Inc.

Allée Landscape Design

Anderson's La Costa Nursery

Aristocrat Landscape, Installation & Maintenance

Assoc. of Professional Landscape Designers, San Diego District

Barrels & Branches

Benoit Exterior Design

Briggs Tree Company

Buena Creek Gardens

City Farmers Nursery

Coastal Sage Gardening

Columbine Landscape

Cuyamaca College

Chris Drayer, ASLA

www.EasyToGrowBulbs.com

Evergreen Nursery Garden Design

Glorious Gardens Landscape

Grangetto's Farm & Garden Supply

Greatsoil LLC

Green Thumb Nursery

JTM Nutrients

Kellogg Garden Products

KRC Rock

Leichtag Foundation

Marilyn's Garden Design

Mariposa Landscape and Tree Service

Moosa Creek Nursery

Multiflora Enterprises

Nature Designs Landscaping

Ornamental Gardens By Lisa

Pat Welsh

Renee's Garden

Revive Landscape Design

San Diego County Water Authority

Serra Gardens

Landscape Succulents

Solana Succulents

Southwest Boulder & Stone

Sterling Tours

St. Madeleine Sophie's Center

Sunshine Care

The Wishing Tree Company

Walter Andersen Nursery

Waterwise Botanicals

Weidners' Gardens

Westward Expos

LIFE MEMBERS *Horticulturist of the Year

*Chuck Ades (2008)

*Walter Andersen (2002)

Norm Applebaum &

Barbara Roper

*Bruce & Sharon

Asakawa (2010)

Gladys T. Baird

Debra Lee Baldwin

*Steve Brigham (2009)

Laurie Connable

*Julian (2014) & Leslie Duval

*Edgar Engert (2000)

Jim Farley

Sue & Charles Fouquette

Caroline James

Joyce James

Debbie & Richard Johnson

*Vince Lazaneo (2004)

*Brad Monroe (2013)

*Bill Nelson (2007)

Deborah & Jack Pate

*Kathy Puplava (2015)

Tina & Andy Rathbone

*Jon Rebman (2011)

Mary Rodriguez

Peggy Ruzich

Gerald D. Stewart

*Susie Torre-Bueno (2012)

& Jose Torre-Bueno

Dorothy Walker

Lucy Warren

*Evelyn Weidner (2001)

*Pat Welsh (2003)

Betty Wheeler

DISCOUNTS FOR MEMBERS

(see ads for more discounts)

Get a 15% discount at Briggs Tree Co. (www.briggstree.com; tell them to look up the "San Diego Hort Society Member" account).

Get a 10% discount at San Diego Botanic Garden on Family/Dual or Individual memberships. Just state you are a current member of SDHS on your membership form. It cannot be done online, so mail it in or bring it to the Garden. Info: skubrock@sdbgarden.org.

Join Grangetto's FREE Garden Club for coupons and tips delivered to your inbox. www.grangettos.com/garden.



ANNUAL FALL PLANT SALE

Saturday & Sunday,
Oct. 17 & 18
10 am – 4 pm

It's the event you've been waiting for! Don't miss our annual Fall Plant Sale featuring plant donations from over 100 local growers, wholesalers, retail nurseries, and individuals, which makes this one of the most interesting and diverse plant sales in San Diego County!

Plant selections include California natives, cacti, succulents, bromeliads, fruit trees, and subtropicals. The sale also features beautiful water-wise plants to enhance your garden and save on your water bill.

Be sure to visit our Botanic Attic for garden-related items, as well as our used book sale. Enjoy a tasty treat at our Bakery Shoppe, including cookies, cakes, pies, specialty jellies, coffee, and more. For more information visit SDBGarden.org/plants.



▼SDHS SPONSOR

SLOW FOOD MEETS SLOW FLOWERS

The Field to Vase Dinner Tour comes to Fallbrook's Kendall Farms

By Debra Prinzing, Slowflowers.com

Freshness and connecting with the seasons are few of the reasons to love locally grown flowers. Other motivations include keeping our dollars close to home, supporting family farms in our communities and preserving a diversified agricultural landscape in the U.S.

I'm a lover of locally grown flowers in all 50 states, and that's one reason why I created the Slowflowers.com web site -- a free online directory to American flowers and the people who grow and design with them.

Like you, I'm also a locavore who asks where items on a menu were grown or sourced. So what happens when you bring together local food and local flowers? You get the **Field to Vase Dinner** (americangrownflowers.org/fieldtovase), a one-of-a-kind dining experience that celebrates the regional and seasonal flowers that decorate the table, as well as the regional and seasonal food served on the plate.

As the creator of the Slow Flowers Movement, I am thrilled to co-host Fallbrook's very own Field to Vase Dinner (tinyurl.com/OCTF2VI), a special culinary event that places flowers at the center of that food-laden farm table.

Please join me in celebrating local food, wine AND flowers. On Saturday, October 10th, Kendall Farms' (kendall-farms.com) just-picked California-grown flowers will decorate the tables, fashioned by Christina Stembel of the popular Farmgirl Flowers (farmgirlflowers.com). A hyper-local menu will be served, accompanied by delicious local wine from Fallbrook Winery (fallbrookwinery.com).

Locally grown flowers are food for the soul — an essential component to a successful dinner party! San Diego Horticultural Society members are invited to join this amazing experience, one of ten flower farm dinners taking place across the U.S., called "summer's ultimate al fresco dinner party" by *Food & Wine Magazine*. The *Wall St. Journal* dubbed the dinners a "Feast Among the Flora," a perfect description of the dinner that will take place here in Boulder.

Picture yourself surrounded by the seasonal beauty of fields of San Diego County-grown blooms. This evening of flowers, food, friendship — and a focus on local agriculture in our community begins with a guided farm tour with Jason Kendall and includes a floral demonstration by Christina Stembel. In addition to being nourished, inspired and introduced to local flowers in a new way, guests of the Field to Vase Dinner will take home a floral arrangement and a flower lover's gift bag as a memento of the evening. I hope to see you there!

Follow this link americangrownflowers.org/offer-code to get your discount code to save \$25 off the Field to Vase Dinner ticket price. 🌸





Create a serene setting with landscape materials from SWB. Visit our two locations in San Diego.



Southwest Boulder & Stone
 Fallbrook - 760.451.3333
 Pacific Beach - 619.331.3120
www.southwestboulder.com

▼SDHS SPONSOR



SHOP FOR PLANTS. LEARN ABOUT SUCCULENTS.

cacti.com

CACTI.COM IS THE MAIL ORDER AND CYBER BOTANICAL DIVISION OF HERMA GARDENS' LANDSCAPE SUCCULENTS.

▼SDHS SPONSOR

NORTH COUNTY'S MOST UNIQUE ASSISTED LIVING COMMUNITY



Call for a Personal Tour of our Homes, Greenhouse and Organic Fields.

858-674-1255 x 202

SUNSHINE CARE

A Community of Assisted Living Homes

Member of the SD Horticultural Society

www.sunshinecare.com

12695 Monte Vista Road
Poway, CA 92064

Lic#374601087

Specializing in Memory Care, Intergenerational Programs and Horticultural Therapy

- 7 care homes on 32 acres featuring 5 organic gardens, a greenhouse, fruit orchards, and California wildflowers.
- Organically grown fruits, vegetables and herbs used in our home cooked meals.
- Only 15 minutes from Del Mar and La Jolla on Route 56.
- FREE ongoing *Garden Lecture Series* with Farmer Roy Wilburn. For serious garden enthusiasts. Join us monthly, on the 3rd Saturday, at 10:30 a.m.
- Composting & Vermiculture Program
- Award-winning Intergenerational *Seed to Table* Program.



▼SDHS SPONSOR

Over 500 types of stone and boulder for your Water-Wise Garden.

Flagstone
Pavers
Pathway DG
Boulders...
and so much more...

Our creative and knowledgeable staff will help you make the best selections for the garden of your dreams.

KRC ROCK

Natural Stone & Boulder Supply

San Marcos (760) 744-1036

Poway (858) 748-3953

Lakeside (619) 443-8153

1 800 KRC ROCK (1 800 572-7625) www.KCRCRock.com

▼SDHS SPONSOR

Great Results Start with Great Soil!



KelloggGarden.com is proud to support the San Diego Horticultural Society for a greener world



▼SDHS SPONSOR

Garden Design and Maintenance

COASTAL SAGE GARDENING

619 223 5229 coastalsage.com

Ken: My favorite garden area in Balboa Park is now within the Botanical building or shade house. It seems to be the only area receiving barely adequate attention from the City. It would appear maintenance and care of Palm Canyon, the Alcazar and Desert gardens has been suspended so that the City can squander millions on parties and junkets, and more recently redirect funds to pay for yet another study and welfare for the billionaire owner of the Chargers.

Sylvia Keating: When it's warm, we like sitting under the trees near the children's playground; the trees overlook the canyon (with the beautiful California oaks) and new buildings of the Japanese Garden.

Connie Forest: I guess it would have to be the area around the reflecting pond because it holds so many memories and seems to make so many people, of all ages, happy. Everyone seems to slow down as they pass by to other destinations in the park and just take a moment, or many moments to enjoy the ponds, its inhabitants and the surrounding vegetation. What more can you ask of a garden?

Patti Vickery: It has to be the Rose Garden on Park Boulevard. It has received many honors for excellence. It is maintained by the Park gardeners and a volunteer group of Rosarians from the San Diego Rose Society.

Susi Torre-Bueno: Many years our family has a Mothers' Day picnic at the Marston House garden, setting out food in the shaded patio area. For some reason, despite the popularity of both this holiday and the Park, we've never had any trouble parking very close by, and always had the garden pretty much to ourselves. It's a quiet, peaceful spot, and I'm looking forward to my next visit so I can see the areas that were upgraded and re-planted earlier this year by SDHS volunteers.

John Noble: My favorite part of Balboa Park is La Laguna de las Flores. One hundred years ago this was the original name of the Lily Pond. The harmonious viewing of plants, water, architecture, and sky, creates a sense of peace and awe. Nearly everyone is compelled to take a photo and capture this historic and transient beauty. The sky, the water, the plants, the animals, and the people change moment to moment, while the structure of the Botanical building remains still and strong.

Note: San Diego Horticultural Society sponsor Coastal Sage Gardening (coastalsage.s5.com) and Botany for Kids (owned by John Noble) have adopted the Lily Pond Garden in Balboa Part for the centennial celebration of the Panama-California Exposition.



▼ SDHS SPONSOR

12755 Danielson Court
Poway, CA 92064
(858) 513-4900
FAX (858) 513-4790
Open 9-5, 7 days a week

3642 Enterprise Street
San Diego, CA 92110
(619) 224-8271
FAX (619) 224-9067
Open 8-5, 7 days a week

Free Garden Classes at both locations on Saturday mornings
www.walterandersen.com

▼ SDHS SPONSOR

"It's the bible of local gardening."

**Pat Welsh's
SOUTHERN CALIFORNIA
ORGANIC GARDENING:
Month-By-Month**

COMPLETELY REVISED AND UPDATED
Available at select nurseries
and bookstores everywhere
Published by Chronicle Books
www.PatWelsh.com

▼ SDHS SPONSOR

Sophie's Organic Garden

By purchasing garden items from Sophie's Organic Garden you are providing the opportunity for over 400 adults with developmental disabilities who attend St. Madeleine Sophie's Center to discover, experience and realize their full potential.

\$10 off with this coupon*

2119 E. Madison Ave. | El Cajon, CA 92019
www.stmsc.org | 619.442.5129
Open Mon - Fri 8 to 4 (year round) and Sat 9 to 3 (Mar 15th - Jul 15th)
*With purchase of \$50 or more

▼ SDHS SPONSOR

FIND A DESIGNER NEAR YOU!



Go to **www.apldca.org** and type in your zip code.

APLD—Where Residential Landscape Design Begins

▼ SDHS SPONSOR



Solana Succulents

• Rare & Exotics • Container Gardens


Jeff Moore

355 N. Highway 101
Solana Beach, CA 92075
(858) 259-4568
www.solanasucculents.com



10% Discount for SDHS Members with this ad

Kathy Puplava: The Balboa Park gardens are like children, it's hard to choose one as a favorite because they are so beautiful at different times of the year: the Desert Garden in winter; the Inez Grant Parker Rose Garden in May. If I had to choose one, then I would have to say the Botanical Building because it is an iconic structure that represents all the gardens in Balboa Park. On a quiet morning with the sun beaming through the lath arches the Botanical Building can be a spiritual experience. [Note: Kathy is our 2015 Horticulturist of the Year and was the first horticulturist hired by Balboa Park.]



Rachel Cobb

Rachel Cobb: So many to choose from. I love them all for various reasons. One area of the Park is more of a collection but in my mind still a garden is the plant collections in the Lath house. Visually it is stunning and when you look at the collection plants aside from the seasonal swap outs you can spend serious time looking at everything. And nice to get in out of the hot sun, too. The ferns are worth the look! Nice cycads, too.



Rachel Cobb

Sunshine Gardens

It's time to plant ... Come on Down!



We have just about everything the gardener in you is looking for:

- ☛ Bedding Plants ☛ Shrubs
- ☛ Citrus ☛ Houseplants
- ☛ Vegetables ☛ Fertilizers
- ☛ Soils ☛ Seed
- ☛ Trees ☛ Pottery

*When you're here also visit
Elizabethan Desserts & Twigs by Teri*

www.sunshinegardensinc.com

Open 7 Days Monday-Saturday 7:00-5:00; Sunday 9:00-4:00



▼ SDHS SPONSOR

Steve & Shari Matteson's

BUENA CREEK GARDENS

Not Just a Plant Nursery, A Botanical Destination!

Visit our website for details about special activities and sales.

WINTER HOURS: 9am - 4pm Friday, Saturday & Sunday



418 Buena Creek Road
San Marcos, 92069
(760) 744-2810
www.buenacreekgardens.com

10% discount for SDHS members



To learn more about what's going on in Balboa Park visit balboapark.org.



Dirt for pool in front of house

After the undercoat of gray stucco, we had decided that we should tile some of the walls, arches, and built-in benches before the final finish coat. I had a magazine with photos of a garden in Coronado that had an outdoor room that used mostly blue and yellow tile. I had also seen an exhibit on Talavera tile at the Metropolitan Art Museum in New York City and had learned that blue, yellow, white and terracotta were some of the first colors of glazes that were used to create Talavera tile. Talavera was first made in Pueblo, Mexico, by Spaniards trying to copy the tiles of Spain. However, many of the artisans were Chinese who had arrived in Mexico via the Spanish Galleon trade that ran from the Philippines through central Mexico and then on to Spain. Along the way it also picked up some of the designs of the indigenous people in the area. So, the resulting Talavera designs are a unique mix of styles from many cultures.

I had already learned a little about Mexican tile from some of the work I had done in the house when we remodeled two of the bathrooms, and knew that so much tile would be quite expensive if purchased in the U.S. So we borrowed a truck and drove to Tecate, Mexico, where we purchased much of the tile. I also knew a local tile importer and had used some of their tile on other projects in the house. I had mentioned to them they might be able to sell more tile if they expanded beyond Talavera into more traditional Spanish designs that were more appropriate to older homes in San Diego. They asked where they could get ideas for designs and I suggested Balboa Park. So based on tiles from Balboa Park they created a new line of tile named after the California Missions. I have some of their first tiles on the floor in the casita and the backsplash of the wall fountain. *To be continued...*

~~~~~

Jim Bishop is President of the San Diego Horticultural Society and a garden designer. 🌿

### **Cedros Gardens Closed**

We wish great success to Mia McCarville for her future endeavors. Mia founded Cedros Gardens, a long-time sponsor of SDHS, which closed recently in Solana Beach after 22 years of exceptional plants and garden advice. Her nursery will be greatly missed.

### ▼ SDHS SPONSOR

*Specializing in Low Water Gardens!*



**Marilyn's Garden  
Design**

MarilynsGardenDesign.com  
760-224-9188

### ▼ SDHS SPONSOR



**California's  
Native Plants**

Available at your local  
garden center

www.moosacreeknursery.com  
**760-749-3216**

### ▼ SDHS SPONSOR



**Nursery, Maintenance  
& Design**  
*Unusual plants, pottery and gifts*

**10% discount for SDHS members**

**Barrels & Branches**

*Open daily 8am to 5pm*  
1452 Santa Fe Drive, Encinitas  
(760) 753-2852  
www.barrelsandbranches.com



Encinitas Blvd.

1452 Santa Fe Dr. **X**

Manchester Dr.

El Camino Real

### ▼ SDHS SPONSOR



**Anderson's La Costa  
Nursery & Design Center**

**10% Discount for  
SDHS Members**

400 La Costa Avenue  
Encinitas

Open to the Public

Daily 9am to 5pm  
(760) 753-3153

andersonslacostanursery.com

# SEPTEMBER 2015 PLANT DISPLAY

By Joan Herskowitz, Linda Jones and Susi Torre-Bueno

## What is the Plant Display?

Each month members bring in plants, cuttings or flowers and put them in blue bottles on our display tables. What a great way to see what plants grow well in our area. EVERYONE is invited to participate. All plants are welcome. Write descriptions similar to those below, and put them with your plant(s).

Join the fun and bring something to the next meeting. We thank those people who brought in plants to show to other members.

Now available FREE on our website – all 20 years worth of plant descriptions! Go to [tinyurl.com/Plant-Descriptions](http://tinyurl.com/Plant-Descriptions).

*Alpinia calcarata* SNAP GINGER, CARDAMON GINGER  
(Zingiberaceae) India

This vigorous ginger grows from rhizomes and is surprisingly low water (to drought-tolerant) once established; it adds a tropical look and sweet scent to the garden. It grows about 4-6' tall in sun to part shade and produced white and reddish blooms on and off most of the year. The leaves can be used in cooking.  
(Linda Jones, Encinitas, 9/15) – L.J. & S.T.B.

*Leucophyllum pruinatum* 'Sierra Bouquet'™ TEXAS RANGER,  
BUBBLE GUM SAGE (Scrophulariaceae)  
Chihuahuan Desert – Mexico

This drought-tolerant evergreen shrub grows about 4-8' tall and wide in full sun. In summer it has many small violet flowers, fragrant like grape bubble gum; blooms on new wood. Attracts bees, butterflies and birds. The eye-catching silvery foliage is very attractive and covered with soft white hairs. The cultivar displayed, 'Sierra Bouquet'™, which was developed by Mountain States Wholesale Nursery, is reported to have flowers that are even sweeter-smelling than the species, and indeed the lovely scent carries a good way in my garden. It has an "open and sprawling form," and several websites note that it makes a good garden backdrop for other plants. When in bloom it is visible from a good distance away, with the silvery foliage making a fine foil for the flowers. Good drainage is essential; takes reflected heat; cold-hardy to 10°F. For a good article about the various Texas Ranger species and cultivars, visit [www.azlca.com/uploads/documents/a-16\\_love\\_those\\_leucophyllums.pdf](http://www.azlca.com/uploads/documents/a-16_love_those_leucophyllums.pdf). (Susi Torre-Bueno, Vista, 9/15) – S.T.B.

*Russelia equisetiformis* 'Flamingo Park' CORAL FOUNTAIN,  
FIRECRACKER PLANT (Scrophulariaceae) Horticultural Hybrid  
This is a sprawling multi-branched evergreen subshrub from Mexico with 4-5 foot long arching green stems and very small scale-like leaves. The genus is named after the Scottish naturalist Alexander Russell, and the species name derives from its appearance resembling Equisetum, the horsetail rush. Attractive pink coral tubular flowers are formed at the stem tips in Spring and Summer, but in our climate, it may bloom at other times of the year as well. It grows best in medium to well-drained soils with regular moisture and sunny exposures, and a generally frost-free microclimate, although it will resprout after a



Kathy Ascher

*Odontonema strictum*  
FIERY SPIKE

freeze. (The plant displayed is grown in full sun with low water.) The plant has a graceful branching habit and colorful flowers that provide a striking accent plant in hanging baskets, large pots, or trailing over garden walls. (Susi-Torre Bueno, Vista, 9/15) – J.H.

## In addition to the plants described above, those below were also displayed.

What's that in front of the plant name? Plants marked 3 are fully described in the SDHS Plant Forum Compilation, available online for FREE at [tinyurl.com/Plant-Descriptions](http://tinyurl.com/Plant-Descriptions).

Can you spot the phony plant this month? The phony plant in the September newsletter was *Justicia brandygeana* BOOZY SHRIMP PLANT.

Aloe 'White Fox' (Sue Fouquette, El Cajon, 9/15)

*Amaryllis belladonna* hybrid NAKED LADY  
(Sheldon Lisker, Sun City, 9/15)

3 *Ampelopsis brevipedunculata* BLUEBERRY CLIMBER,  
PORCELAIN VINE (Sue Fouquette, El Cajon, 9/15)

3 *Anisacanthus quadrifidus* var. *wrightii* (syn. *A. wrightii*) MEXICAN  
HONEYSUCKLE, WRIGHT'S TEXAS FIRECRACKER  
(Susi Torre-Bueno, Vista, 9/15)

3 *Habranthus robustus* 'Russell Manning' RAIN LILY  
(Sheldon Lisker, Sun City, 9/15)

*Leucocym autumnale* AUTUMN SNOWFLAKE  
(Sheldon Lisker, Sun City, 9/15)

*Limonium platyphyllum* (?) STATICE  
(Marilyn Wilson, Vista, 9/15)

3 *Odontonema strictum* FIERY SPIKE  
(Susi Torre-Bueno, Vista, 9/15)

3 *Rhodophiala bifida* OXBLOOD LILY (Sheldon Lisker, Sun City, 9/15)

3 *Ruellia peninsularis* (syn. *Ruellia californica* subsp. *peninsularis*)  
BAJA CALIFORNIA RUELLIA, DESERT RUELLIA  
(Susi Torre-Bueno, Vista, 9/15)

3 *Salvia melissodora* GRAPE-SCENTED SAGE  
(Pat Pawlowski, El Cajon, 9/15)

3 *Salvia malodorous* NOXIOUS-SCENTED SAGE  
(Plant Lover, Carmel Valley, 9/15)

## SEPTEMBER MEETING REPORT

### Refresh Your Garden Design

By Jeannine Romero

Autumn is the perfect season to plant and refresh your garden's design. But the key to making it sing, according to Rebecca Sweet, a Northern California landscape designer and author, is to find harmony in your garden.

Sweet spoke to SDHS members during the September 14 meeting and explained that, "A garden that reaches out and grabs your soul is harmony at work." Just like the simultaneous use of pitch, tone and chords to make melodies, she noted, garden design weaves color, texture and form to harmonize together.

As a designer, Sweet said, it is rare that she gets to work with an empty garden space. Most of the time, clients who come to her for help with garden design want to keep things they already have. "That's not easy, but you can," she noted. You just have to be able to look at the space with fresh eyes to overcome familiarity blindness. That is, we have a tendency to see only what we think is beautiful, and not the things that aren't working in the garden, Sweet added.

She has a method of doing just that. Sweet suggested that we first 'declutter, declutter, declutter.' Strip all the garden art out of the area in order to focus on what enhances design, and then be a brutal editor. Avoid the tendency to save what is not enhancing the garden.

Finally, get to know your camera "like it is your new best friend." Take a photo of a spot that you are not happy with and then print the photo, she continued. Look at the picture inside the house and, with a marker, circle the things that are not working. Next, print the same photo in black and white. This will make you aware of all the areas that blend in and show no variation in form or color.

Choose one thing you like in the garden and work around that feature, whether it is soft- or hardscape, Sweet advised. Refresh the area with color and then echo that, even in slight variations, to coordinate and tie it all together. Color can be the ticket to success, she noted.

You could also repeat a particular plant that you like, or pull out the colors of that plant and duplicate that color in the garden. "Look beyond the flower," she said. "Once you do, this is absolutely addicting." Look deeper at plants for unusual color, whether from a stem, foliage, or the new spring foliage color. Create echoes of that color, and consider plants that have fall seasonal colors to provide change in the garden during the year, Sweet said.

She said plants such as coleus are great sources of foliage and

stem color. Plants with berries provide great seasonal color. Sweet suggested that if you want echo color from flowers, try focusing on the center of the bloom, instead the petals.

Other ways to refresh garden design include leaf textures, such as ridges, evergreen needles, and dramatic shapes, such as large pointed foliage.

The function of forms, she noted, are to provide the bones of your garden. Fall and winter months, when plants die back, will indicate what a garden needs. Tightly clipped plants provide a formality, anchor a garden bed and provides visual weight and permanency. Contrasting forms, such as a strong, upright plant surrounded with a low and softly flowing plant shape, provide visual interest. Hardscaping also provides form and more design opportunities.

In addition to using a camera in the garden, Sweet said, take it to the nursery next time you go. "That clicking is the beginning of harmony."

Thanks, Rebecca, for an excellent presentation and thoughtful and practical suggestions. Members can download a handout for this talk at [tinyurl.com/Sweet-handout](http://tinyurl.com/Sweet-handout).

## THANK YOU DOOR PRIZE DONORS

We thank the following for their generous door prize donations:

Green Thumb Nursery (see inside front cover)

Ray Brooks (hand-turned wooden bowl)

Jeanne Meadow (birdhouse with succulent roof)

Deirdre Swansen (agave plants)

## SUBSCRIBE TO GARDEN DESIGN AND GET A FREE ISSUE!

Our sponsor *Garden Design* magazine has a special offer for members. Use the link in their ad on page 9 and get a FREE issue of this exceptional publication when you subscribe. subscribe by October 31 and they'll donate \$12 to SDHS for our Balboa Park restoration project. Every quarterly issue has 132 pages with no advertisements, expert insights, outstanding gardens showcased with inspiring stories and splendid photos, new plants, garden tours, and much more!



## San Diego Floral Association

Gardens, Floral Design, Community since 1907

## Centennial Events 2015

### SAVE THE DATES

#### Botanical Building Tours throughout 2015

**Lecture Forum:** The Panama-California  
Exposition and Cultural Landscape:  
October 3, 2015

**Kate Sessions Birthday Celebration:**  
November 7, 2015

**Festival of Trees:** December 4-5, 2015



### Join the Fun Fund!

For more information on each  
event and to donate to the  
Fun Fund visit  
[sdfloal.org/centennial.htm](http://sdfloal.org/centennial.htm)

1650 El Prado #105,  
San Diego, CA  
92101-1684



# PACIFIC HORTICULTURE

## Oaxaca Revisited

If you missed the sold-out February trip, you have another chance to join us next July in this UNESCO World Heritage site as we celebrate the *Guelaguetza*. Oaxaca (woe-HA-ka) is home to 16 different ethnolinguistic groups, and at the *Guelaguetza* festival members of these groups wear their traditional clothing and perform folk dances that are unique to their region. We'll also explore gardens, culture, art, architecture and cuisine of colonial Oaxaca, staying in a small 19th century traditional style hotel with lovely terraces. Visit the village of Tilcajete, dedicated to the art of *alebrije*, small animal figurines, hand carved and intricately painted by hand with natural dyes. We'll see a ceramic workshop, a handmade paper factory, and tinwork, one of Mexico's colorful crafts, created with precision and artistic flair. We'll take a guided tour of the local organic market to taste exotic foods, followed by a talk and cooking class in the home of Susana Trilling, cookbook author and host of a PBS series on Oaxacan cooking. Come immerse yourself in a world of colors, flavors and textures!



Tim Clancey

Pacific Horticulture Society believes in supporting the power of gardens, and SDHS is a Pacific Horticulture Partner. Visit [pachort.org](http://pachort.org) for more tour info or to subscribe to *Pacific Horticulture* magazine. A special rate of \$24 is available for new and renewing members using discount code SDHS2015. ☘

### ■ Trees Continued from page 5



Closeup of sulfur fungus shelf bracket

My recommendation is to remove the tree and start over with a new one. The reason for this is once the tree has sulfur fungus there is no way to cure it. Yes, extraordinary measures can be taken to prolong the tree's life, and sometimes this is done. In Europe, many trees are pruned to make them less dangerous. In the end though, the tree will die and the process of planting a new one can be undertaken.

Member Tim Clancy is an International Society of Arboriculture Certified Arborist #WE-0806A. Tim welcomes comments and questions and can be reached at [treemanagers@gmail.com](mailto:treemanagers@gmail.com). ☘

# SDHS Nametags

**Sturdy magnet-back nametags are just \$10**



Your Name Here

To order go to <https://sdhort.wildapricot.org/Shop> or buy one at any monthly meeting.

**SDHS members... SAVE \$4 on Pacific Horticulture**

**Only \$24/year brings you a beautiful full-color magazine all about West Coast gardening!**

*Each fascinating issue has articles on places to visit, unique gardens, plant info, and lots more.*



To get this great deal, go to [www.pacifichorticulture.org/join](http://www.pacifichorticulture.org/join) and use discount code SDHS2013

25 Years Experience in So. California



**Daniel F. E. Cannou**  
Consulting Horticulturist

**Sunset Horticultural Services**  
(760) 726-3276

Professional solutions to problems with plants, soil and irrigation

Landscape renovation  
Complete landscape care




## What's Happening? for OCTOBER 2015

The SDHS is happy to publicize items of horticultural interest. See other side for resources & ongoing events.  
Send calendar listings by the 10th of the month before the event to Neal King at [calendar@sdhort.org](mailto:calendar@sdhort.org).

### ▼ SDHS Sponsor

## DISCOVER EVERGREEN NURSERY



Landscaping? Relandscaping?  
Just Sprucing Up Your Yard?

### WHY PAY MORE?

**BUY DIRECT FROM THE GROWER AND SAVE!**

### ONE STOP SHOPPING

Incredible selection. Over 500 varieties on 400 acres.  
From small color packs to huge specimen trees.

### DRIVE THRU SHOPPING

Use your car as a shopping cart!!!



### UNBEATABLE VALUE

The discount houses and depots can't compete  
with our grower direct prices.

### Come on out and see for yourself!

- 1 gallon plants starting at \$3.50
- 5 gallon plants starting at \$10.00
- 15 gallon plants starting at \$39.00

### PROMPT DELIVERY AVAILABLE

## Hours - call to confirm

ALL LOCATIONS:

Monday – Saturday, 7:30 a.m. to 5:00 p.m.

Sunday 9:00 a.m. to 5:00 p.m.

## Free Monthly Seminar

First Saturday of every month

Starting at 10am at two locations: Carmel Valley and Oceanside

**October 3, 10am**

## Four Seasons Gardening

Find out how you can create a garden that  
looks beautiful in all four seasons.

Each FREE seminar is approximately 1 hour long. Come to  
the location nearest you! Refreshments will be provided. Seminar  
attendees receive a coupon for an instant discount for any  
purchases made the day of the seminar!

To view our entire seminar schedule and check  
our hours of operation, visit us at

[www.evergreennursery.com](http://www.evergreennursery.com)

Send questions and comments to:  
[info@evergreennursery.com](mailto:info@evergreennursery.com)

### Three Convenient Locations:

#### CARMEL VALLEY

13650 Valley Rd.  
(858) 481-0622

#### OCEANSIDE

3231 Oceanside Blvd.  
(760) 754-0340

#### EL CAJON

9708 Flinn Springs Rd., (619) 443-0873

## Events at Public Gardens

❖ **Alta Vista Gardens** Contact info on other side  
See [www.avgardens.org](http://www.avgardens.org) for events & classes

❖ **San Diego Botanic Garden** Contact info on other side

**Oct. 6, 9am-noon, Succulent Turtle Class:** Take home a  
charming succulent turtle that you make yourself. Members: \$40;  
Non-members: \$48. Fee includes materials. Register by Oct. 2

**Oct. 7, 6:30-8:30pm, Water Wise Small Trees:** Learn about trees  
that require less water. \$20; Non-members: \$24.

**Oct. 10, 9am-noon, Living Wall / Vertical Garden:** Learn the  
basics of planting a living wall. We will be planting a 10"x20" wall  
of succulent varieties. Members: \$30; Non-members: \$36, plus  
\$70 per student materials paid directly to the instructor. Fee  
includes materials. Please register by Oct. 2.

**Oct. 10, 10-11:30am, Fire Safety Landscaping:** Learn about fire  
safe landscape plants, local native plants, garden maintenance,  
and defensible space design. \$20; Non-members: \$24.

### Oct. 17-18 – FALL PLANT SALE – see page 8

**Oct. 21, 6:30-8:30pm, Water Wise Shrubs:** Learn drought  
tolerant shrubs with attractive flowers, fruits, and foliage, providing  
beauty through the seasons. \$20; Non-members: \$24.

**Oct. 24, 9am-2pm, Succulent Wreath Class:** Take home a  
succulent wreath that you make yourself. Members: \$65; Non-  
members: \$78. Fee includes materials. Please register by Oct. 16

**Oct. 24, 9am-noon, Build Your Own Hydroponic  
Fall Garden:** Learn the principles of the hydroponic wick method  
by building your own sustainable garden to take home. Members  
\$75, non-members \$90. Register by Oct. 16.

**Oct. 28, 6:30-8pm, Water Wise Herbaceous Plants:** A selection  
of low water herbaceous plants. \$20; Non-members: \$24.

### ❖ The Water Conservation Garden

Contact info on other side. For ALL events below, register online  
or at (619) 660-0614.

**Oct. 3, 10am-noon, Drought 101: Prioritizing Your Landscape:**  
Learn water-saving techniques, the basics of effective irrigation,  
and how to prioritize your landscape needs to meet water  
restrictions. Members free, \$10 nonmembers.

**Oct. 10, 10am-noon, How to Hire a Landscape Contractor and  
Save \$\$\$:** Common-sense approach to hiring a landscape  
professional. Free.

**Oct. 17, 6pm-10pm, Enchanted Garden Gala:** (See page 2) An  
enchanted evening filled with magical surprises. \$200.

**Oct. 24, 10am-noon, Drought 101:** Tune up your irrigation  
system to save water and money. Members free, \$10  
nonmembers.

## Events Hosted by SDHS Sponsors

Please thank them for supporting SDHS!

### ◆ Barrels & Branches Classes & Workshops

Info: [www.barrelsandbranches.com](http://www.barrelsandbranches.com). See ad on page 17.

### ◆ City Farmers Nursery – see [www.cityfarmersnursery.com](http://www.cityfarmersnursery.com)

### ◆ Evergreen Nursery: FREE Seminar

See column at left for details.

### ◆ Sunshine Care FREE Seminar Each Month

**Oct. 17, 10:30, Hands-On Propagation Workshop.** RSVP: (858)  
472-6059 or [roy@sunshinecare.com](mailto:roy@sunshinecare.com). [www.sunshinecare.com](http://www.sunshinecare.com).  
See ad on page 13.

### ◆ Walter Andersen Nursery FREE Saturday Classes

Details at [www.walterandersen.com](http://www.walterandersen.com); address in ad on page 15.

#### Point Loma, 9am

Oct. 3, Planning Your Fruit Tree Orchard

Oct. 10, Dormant Fruit Tree Spraying

Oct. 17, Fall Bulbs

Oct. 24, Adding Veggies & Herbs to Landscapes

Oct. 31, Staghorn Ferns

#### Poway, 9:30am

Tillandsias

Habitat Planting

Fruit tree care

Strawberry pots

TBA

### ◆ Weidners' Gardens classes & workshops

See [www.weidners.com](http://www.weidners.com) or call (760) 436-2194.

## Next SDHS Meeting

October 12

## Hot Colors, Dry Garden

See page 1 & website for details

More garden-related events on other side

## Other Garden-Related Events:

Check with hosts to confirm dates & details

### Free Workshop: Details on page 2

#### Plant Propagation

Saturday, October 17

This workshop will be an introduction to propagating plants at home. The emphasis will be on propagating from cuttings (cloning or asexual reproduction), and how and when to gather cuttings will be discussed. The medium in which to pot up cuttings and the different stages in moving along a cutting to a plant that will survive in your garden will be demonstrated.

To register go to [www.sdhort.org](http://www.sdhort.org) and click on the workshop link.

**Oct. 3, 10am-noon, Solana Center's Free Composting Workshop:** Sunshine Gardens Nursery, 155 Quail Gardens Dr., Encinitas. Registration and info: [www.solanacenter.org](http://www.solanacenter.org).

**October 3-4, 10am-4pm, Begonia Society's Plant Show and Sale:** Room 101, Casa del Prado, Balboa Park. Info: (760) 815-7914 or [marla.keith@cox.net](mailto:marla.keith@cox.net).

**Oct. 5, 9am, Poway Valley Garden Club:** Safety of GMOs. 16889 Espola Rd, Poway. Info: [www.powayvalleygardenclub.org](http://www.powayvalleygardenclub.org) or (858) 204-9070.

**Oct. 10, 10am-noon, Solana Center's FREE Composting Workshop:** Myrtle Creek Botanical Garden, 2940 Reche Road, Fallbrook. Registration and info: [www.solanacenter.org](http://www.solanacenter.org).

**Oct. 10, 4-5pm, Solana Center's Greywater Demystified:** How to divert greywater to your landscape, Safe soap to use, Greywater state code, and more. San Diego Botanic Garden, Encinitas. FEE: \$30/Botanic Garden Members, others \$36. Info: [www.solanacenter.org](http://www.solanacenter.org) or [www.sdbgarden.org/classes.htm](http://www.sdbgarden.org/classes.htm).

**Oct. 14, 10am, Point Loma Garden Club:** Flower Girls and Plant Sale. 2818 Avenida de Portugal. Info: [www.plgc.org](http://www.plgc.org).

**Oct. 17, 8am-12pm, Dos Valles Garden Club:** Bulb Fest and Plant Sale. 28933 Cole Grade Road, Valley Center. Info: [www.dosvallesgardenclub.org](http://www.dosvallesgardenclub.org), Joanna (760) 580-1630.

**Oct. 17, 9am-noon, California Friendly Landscaping Seminar:** Use of drought-tolerant plants and how to design landscapes that are sustainable. 5950 El Camino Real, Carlsbad. Info: [carlsbadca.gov](http://carlsbadca.gov).

**Oct. 17, 10am-3pm, Native Plant Society Show and Sale:** Natives plants, seeds, books, posters. Balboa Park, Casa del Prado, Theater Courtyard. Info: [www.cnpssd.org](http://www.cnpssd.org).

**Oct. 22, 1:30pm, San Diego Floral Association Meeting:** Jeff Moore on "Under the Spell of Succulents." Casa del Prado, Balboa Park. Info: [www.sdfloal.org](http://www.sdfloal.org).

**Oct. 24 - November 14, 9:30am-12:30, Solana Center's Gardening 101 Workshop:** Every Saturday. 137 North El Camino Real, Encinitas. \$40. Registration and info: [www.solanacenter.org](http://www.solanacenter.org).

**Oct. 24 (9-5) and Oct. 25 (10-4), Palomar Cactus & Succulent Society Show & Plant Sale:** Excellent plant choices and prices. San Diego Botanic Garden, Encinitas. Info: [eventcoordinator@palomarcactus.org](mailto:eventcoordinator@palomarcactus.org) or 858-776-7216.

**Oct. 26, 2pm, Lake Hodges Native Plant Club:** How the Plant Atlas Helps Us Understand the Flora of San Diego County. 17110 Bernardo Center Drive. Info: [www.lhnpc.org](http://www.lhnpc.org).

### Do you belong to a club or organization whose events aren't listed above?

For a FREE listing (space permitting) send details by the 10<sup>th</sup> of the month BEFORE the event to Neal King at [calendar@sdhort.org](mailto:calendar@sdhort.org).

For an extensive list of garden club meetings and events, visit [sdfloal.org/calendar.htm](http://sdfloal.org/calendar.htm)

## Resources & Ongoing Events:

**ALTA VISTA BOTANIC GARDENS:** Open Monday-Friday 7:00-5:00; 10:00-5:00 on weekends. Fee: members/free; non-members/\$2. 1270 Vale Terrace Drive, Vista. Info: [www.avgardens.org](http://www.avgardens.org) or (760) 945-3954.

**SAN DIEGO BOTANIC GARDEN:** (formerly QUAIL BOTANICAL GARDENS): Open daily 9-5 (closed Thanksgiving, Christmas, New Year's Day); 230 Quail Gardens Dr., Encinitas. Fee: \$14/adults, \$10/seniors, \$8/kids 3-12; parking \$2. Free to members and on the first Tuesday of every month. (760) 436-3036; [www.SDBGarden.org](http://www.SDBGarden.org).

**THE WATER CONSERVATION GARDEN:** Open 9-4 daily, FREE. Docent-led tours every Saturday at 10:00am. 12122 Cuyamaca College Drive West, El Cajon, (619) 660-0614 or [www.thegarden.org](http://www.thegarden.org).

**MISSION TRAILS REGIONAL PARK:** Guided hikes Wed., Sat. & Sun. Visitor Center open 9-5, off Mission Gorge Rd., San Carlos, (858) 668-3275.

**MASTER GARDENER HOTLINE:** Gardening questions answered by trained volunteers Mon.-Fri., 9-3, (858) 822-6910, [www.mastergardenerssandiego.org](http://www.mastergardenerssandiego.org).

**SAN ELIJO LAGOON CONSERVANCY:** Free 90-minute public nature walk 2nd Saturday of each month start at 9:00 am. Call (760) 436-3944 for details.

**DESERT WILDFLOWER HOTLINE:** Anza-Borrego Desert State Park: (760) 767-4684. Info., events, road conditions, etc.: (760) 767-5311 or [www.desertusa.com/wildflo/wildupdates.html](http://www.desertusa.com/wildflo/wildupdates.html).

**WILDFLOWER HOTLINE:** March to May call the Theodore Payne Foundation hotline: (818) 768-3533 for info. on blooms in Southern California and elsewhere; visit [www.theodorepayne.org](http://www.theodorepayne.org).

### BALBOA PARK:

**Offshoot Tours:** FREE 1-hr walking tour in Balboa Park every Sat., 10am. Meet at Visitors Center; canceled if rain or less than 4 people. (619) 235-1122.

**Botanical Building** is one of the world's largest lath structures, with 1200+ plants and lavish seasonal displays. FREE. Open Friday-Wednesday, 10am to 4pm.

**Botanical Library:** Room 105, Casa del Prado, Mon.-Fri. and first Sat., 10am-3pm, FREE. Info: (619) 232-5762.

**Japanese Friendship Garden:** Tues. to Sun., 10-4. Fees: free 3<sup>rd</sup> Tuesday; \$5/family; \$2/adult, \$1/seniors/students; (619) 232-2721, [www.niwa.org](http://www.niwa.org).

**Canyoneer Walks:** FREE guided nature walks Saturday & Sunday. (619) 232-3821 X203 or [www.sdnhm.org](http://www.sdnhm.org)

**Balboa Park Ranger Tours:** FREE guided tours of architecture/horticulture, Tuesdays & Sundays, 1pm, from Visitors Center. Info: (619) 235-1122.

**San Diego Natural History Museum:** Exhibits, classes, lectures, etc. (619) 232-3821; [www.sdnhm.org](http://www.sdnhm.org).

**S.D. Zoo:** Garden day 3rd Friday of every month from 10am. Pick up schedule at entry. Info: (619) 231-1515, ext 4306; [www.sandiegozoo.org](http://www.sandiegozoo.org).

### Garden Radio Shows:

**Garden Compass Radio Show (local).** Saturday 9-10am. XEPE 1700AM radio, hosts Bruce and Sharon Asakawa, John Bagnasco. Call-in questions: (619) 570-1360 or (800) 660-4769.

**GardenLife Radio Show (national).** Saturday 8-9am and Sunday 8-10am. KCEO 1000AM radio, hosts Bruce and Sharon Asakawa, John Bagnasco. Call-in questions: 866-606-TALK. Hear it streaming live on [lifestyletalkradio.com](http://lifestyletalkradio.com). GardenLife shows are also archived at [www.lifestyletalkradio.com](http://www.lifestyletalkradio.com).

## San Diego County Farmers Markets

[www.sdfarmbureau.org/BuyLocal/Farmers-Markets.php](http://www.sdfarmbureau.org/BuyLocal/Farmers-Markets.php)