



Combine harvesters

LEXION

780 760 750 740 730 670



The LEXION combine.
700 / 600 Series.



CLAAS value factor	4	Operator assistance	38
		CEMOS AUTOMATIC	40
Headers	6	CEMOS DIALOG	42
CONVIO FLEX / CONVIO	8	GRAIN QUALITY CAMERA	43
VARIO / MAXFLEX	10		
Corn heads / SWATH UP	11	Data management	44
		Steering systems	45
Crop flow	12	Maintenance	46
Feederhouse	14	CLAAS Service & Parts	48
Threshing and separation	16	Specifications	50
Cleaning system	20		
Grain handling	22		
Residue management	24		
Engine + Ground drive	26		
Engines	28		
DYNAMIC COOLING	29		
4-link axle	30		
TERRA TRAC	31		
Cab + Comfort	32		
Cab	34		
CEBIS	36		
CEBIS MOBILE	37		

↓ Fuel consumption*

Reduces cost and enables more accurate budgeting of fuel needs.

↓ Grain loss*

Results in greater profit per crop.

↑ Productivity*
(ac/hr)

Means fewer days harvesting and reduced overall harvest cost.

↓ Cost/acre*

Faster return on investment and more efficient harvesting enterprise.



*The values listed are the result of side-by-side comparisons conducted during sales demonstrations between LEXION 700 Series combines and competitive combines during the 2016 and 2017 harvest seasons in corn, soybeans and wheat. Results may vary depending on individual conditions.

Committed to meeting diverse harvesting requirements.

Headers.

The harvesting process starts with the header – and only the right header will keep your machine working effectively and performing to the highest standard through diverse harvesting conditions.

The wide range of CLAAS headers offers you the perfect solution for every application, every crop and every requirement.



CONVIO FLEX/ CONVIO



VARIO



MAXFLEX





Corn heads



SWATH UP



CONVIO FLEX / CONVIO.
Designed to do more.



CONVIO FLEX: flex-belt draper.
CONVIO: rigid draper.

The new CONVIO FLEX / CONVIO series of draper headers from CLAAS offers unmatched visibility, simplicity and efficiency. No matter if the crop is short or tall, lodged or standing, the CONVIO FLEX and CONVIO headers optimize cutting and feeding performance to maintain leading harvesting productivity.

More visibility.

Visibility should never be compromised. When paired with the LEXION combine, the CONVIO FLEX and CONVIO headers maximize visibility into the header, allowing you to make more accurate adjustments on-the-fly.

More simplicity.

All CONVIO FLEX and CONVIO setting adjustments can be made from the cab. Or, let the header make adjustments automatically for faster, more accurate adaptability to changing conditions – resulting in greater uptime and more productivity.

More efficiency.

The parallel design of the transition floor to the ground, combined with the shortest distance from the cutterbar onto the belt, results in superior feeding efficiency and higher performance.

Features:

- Header widths from 45 ft to 35 ft
- Flex-belt draper with 9 in (225 mm) of cutterbar flex*
- Side and center belts
- Center feed drum with retractable fingers
- Cam action reel
- Reel tine adjustment
- Rock trap
- Top cross augers (optional)
- Bolt-on rock guards (optional)
- AUTO CONTOUR
- Stabilizer wheels (optional)
- Canola side knife (optional)
- Multi-crop ready

*Available on CONVIO FLEX only

In-cab convenience features:

- Flex/rigid adjustment*
- Side and center belt reverse/slow speed
- Manual belt speed adjustment
- Automatic belt speed adjustment (AUTO BELT SPEED)
- Top cross auger on/off
- Ground pressure adjustment (ACTIVE FLOAT)*
- Automatic parking and operating position
- Up to four programmable header heights
- Four operation modes, selectable on-the-fly:*
- 1 Rigid – for small grain straight cut
- 2 Rigid/flex – for small grain straight cut with lodged crop
- 3 Flex – for soybeans, beans, lentils, etc.
- 4 Flex with automatic flex adjustment (AUTO CONTOUR FLEX) – for soybeans, beans, lentils, etc.

VARIO / MAXFLEX.

VARIO.

VARIO auger headers are the first choice for harvesting grain and canola. The VARIO is ideally suited to deliver high performance, whether operating in low or high-yield regions. The ability to adjust the VARIO header table for grain and canola harvesting ensures optimal crop flow at all times.



Features:

- Header widths from 40 ft to 35 ft
- Integrated canola plates allow infinite table depth adjustment out to 28 in (700 mm) for grain and canola
- 26 in (660 mm) diameter intake auger for optimal crop flow
- Optimized reel geometry ensures the lowest risk of wrapping
- Intake auger with retractable fingers
- Multi-crop ready
- AUTO CONTOUR

In-cab convenience features:

- Table fore/aft
- Automatic reel adjustment (speed/fore/aft)
- Up to four programmable header heights
- Automatic parking and operating position

MAXFLEX.

MAXFLEX auger headers provide ultra low-cutting performance and leading flexibility to ensure every last pod is harvested with minimal loss.



Features:

- Header widths from 40 ft to 25 ft
- 7 in (180 mm) of vertical cutterbar flex
- 26 in (660 mm) diameter intake auger for optimal crop flow
- Optimized reel geometry ensures the lowest risk of wrapping
- Intake auger with retractable fingers
- AUTO CONTOUR

In-cab convenience features:

- Flex/rigid adjustment
- Automatic reel adjustment (speed/fore/aft)
- Up to four programmable header heights
- Automatic parking and operating position

Corn heads / SWATH UP.

Corn heads.

CLAAS corn heads are available in a wide range of widths, from 18 rows to 8 rows, with 20-, 22- or 30-in row spacing.



Features:

- Row widths from 18 row to 8 row
- 20-, 22- and 30-in row spacing
- Tall ear corn saver
- Down corn end divider auger
- Snout wear strips
- Dual side deck plate adjustment
- Adjustable table auger height
- AUTO CONTOUR

In-cab convenience features:

- Deck plate adjustment
- Down corn auger speed adjustment
- Up to four programmable header heights

SWATH UP.

The SWATH UP 450 header enables efficient pick-up of any condition windrow while remaining gentle on the crop.



Features:

- Multi-crop pick-up
- Four connected pick-up belts and a large drive roller minimize slip with heavy swaths
- 18 in of wheel float to compensate for changing terrain and to avoid foreign objects
- Overlapping upper and lower decks maximize seed saving in small and/or delicate swaths
- Automatic header height control
- Automatic pick-up speed


Crop flow.

Time is money and we at CLAAS know you expect the highest possible productivity from your combine, so we are committed to bringing you just that.

From the moment the crop flows into the feederhouse and into either the APS HYBRID SYSTEM (LEXION 700 Series) or APS straw walker threshing and separation system (LEXION 600 Series), to the moment the clean grain hits the grain tank and residue is spread, we offer more capacity, more performance and more efficiency.



Feederhouse. More feeding.



Automatic ground speed control with CEMOS CRUISE PILOT.



Automatic overload prevention with CEMOS AUTO CROP FLOW.

In-cab convenience features:

- Automatic ground speed control with CEMOS CRUISE PILOT based on losses and throughput
- Automatic overload prevention with CEMOS AUTO CROP FLOW
- Automatic soft start system
- Automatic terrain compensation with AUTO CONTOUR
- Feederhouse reverse
- Feederhouse break activation located on the multifunction control lever
- Header pitch adjustment with HP feederhouse
- Up to four programmable header heights

HP feederhouse.

The HP feederhouse is designed for all crops and features an extra wide channel (same as the threshing system) with a shallow angle that provides a smooth, gentle transition for the crop into the APS threshing system.

- Features:
- Hydraulic top-link fore/aft header pitch adjustment with 19 degrees of fore/aft pitch control from the cab
 - Heavy-duty 4-chain, 3-slat conveyor provides reliable transfer of the crop through the feederhouse
 - Adjustable front drum
 - Closed front drum adds protection against rocks and foreign debris

Header drive.

New header drive technology offers stronger, more efficient power output to meet the demands of larger headers.

- Fixed speed: 110 hp (80 kW)
- Variable speed: 160 hp (120 kW)
- HD variable speed: 270 hp (200 kW)

Feederhouse brake.

Protection against foreign bodies and other causes of damage: the feederhouse brake allows the header to stop immediately if necessary by pressing the button on the multifunction control lever.

AUTO CONTOUR.

AUTO CONTOUR enables the header to automatically follow the field's terrain while harvesting. Simultaneous lateral and vertical terrain compensation enables the header to accurately follow the terrain to ensure consistent cutting height.

- Features:
- Automatic lateral and vertical terrain compensation
 - Up to four programmable header heights
 - The following functions are stored together:
 - Cutting angle (header fore/aft pitch)
 - Cutting height
 - Reel height
 - Reel fore/aft
 - Reel speed (offset to ground speed)
 - ACTIVE FLOAT (CONVIO FLEX)



Multicoupler.



Feederhouse brake.




HP feederhouse.



Dust suction fan.

Threshing and separation. LEXION 700 Series: APS HYBRID SYSTEM.



Automatic threshing cylinder speed and concave adjustment with CEMOS AUTO THRESHING.



Automatic rotor speed and rotor cover plate adjustment with CEMOS AUTO SEPARATION.

In-cab convenience features:

- Automatic threshing cylinder speed and concave adjustment with CEMOS AUTO THRESHING
- Automatic rotor speed and rotor cover plate adjustment with CEMOS AUTO SEPARATION
- Automatic overload prevention with CEMOS AUTO CROP FLOW
- Automatic ground speed control with CEMOS CRUISE PILOT based on losses and throughput
- Independent threshing and separation speed adjustment
- Rotor cover plate adjustment

The APS HYBRID SYSTEM.

The APS HYBRID SYSTEM on the LEXION 700 Series is a combination of two industry-leading technologies: the Accelerated Pre-Separation (APS) threshing system and the highly efficient ROTO PLUS dual rotor separation system.

Only CLAAS integrates both systems into one machine, giving you a significant competitive edge over other combine processors.

- Features:
- LEXION 780/760: 67 in (1700 mm) chassis width - 1:1 feed/thresh ratio
 - LEXION 750/740/730: 56 in (1420 mm) chassis width - 1:1 feed/thresh ratio

Threshing: APS.

The crop flow is accelerated (optimized) before threshing to ensure gentle and effective threshing. The crop mat is spread evenly over the entire width of the threshing system, smoothing out any dense wads of material. Up to 30 percent of the crop is pre-separated at the pre-concave, resulting in more efficient threshing due to a thinner crop mat.

- Features:
- Synchronized tri-cylinder threshing system
 - 24 in (600 mm) rasp bar threshing cylinder
 - Interchangeable APS grates
 - Parallel concave adjustment with overload protection
 - Lever-operated dis-awning plates

Separation: ROTO PLUS.

The ROTO PLUS separation system features two counter-rotating, 17.5 in (445 mm) diameter rotors to generate more separation force, more efficiently, than combines with a single-rotor processor. When that force is combined with the 14 ft (4,200 mm) rotor length, the result is the industry’s highest capacity separation system. The rotor returns pan delivers separated material to the pre-cleaner for maximum cleaning.

- Features:
- Dual rotor separation
 - 17.5 in (445 mm) diameter
 - 14 ft (4,200 mm) length
 - Up to four rotor cover plates




APS pre-concave segments can be changed quickly thanks to the MULTICROP concave.



The large rock trap is easy to open from the side and is self-emptying.




Continuously adjustable variator.



Rotor cover plates.

Threshing and separation. LEXION 600 Series: APS straw walker system.



Automatic threshing cylinder speed and concave adjustment with CEMOS AUTO THRESHING.

In-cab convenience features:

- Automatic threshing cylinder speed and concave adjustment with CEMOS AUTO THRESHING
- Automatic overload prevention with CEMOS AUTO CROP FLOW
- Automatic ground speed control with CEMOS CRUISE PILOT based on losses and throughput

The APS straw walker system.

The APS straw walker system on the LEXION 600 Series uses the same high capacity APS threshing technology as the LEXION 700 Series. The APS threshing system allows the LEXION 670 to excel in capacity due to the reduced amount of grain needing to be separated by the straw walkers compared to competitive straw walker combines.

Features:

- LEXION 670: 67 in (1,700 mm) chassis width - 1:1 feed/thresh ratio

Threshing: APS.

The crop flow is accelerated (optimized) before threshing to ensure gentle and effective threshing. The crop mat is spread evenly over the entire width of the threshing system, smoothing out any dense wads of material. Up to 30 percent of the crop is pre-separated at the pre-concave, resulting in more efficient threshing due to a thinner crop mat.

Features:

- Synchronized tri-cylinder threshing system
- 24 in (600 mm) rasp bar threshing cylinder
- Interchangable APS grates
- Parallel concave adjustment with overload protection
- Lever-operated dis-awning plates

Separation: Straw walker.

The LEXION 670 features a six walker separation system enhanced by the patented Multi-Finger Separation System (MSS). The MSS drum, with its retractable fingers, combs through the crop mat for added separation performance. The timing of the MSS fingers can be adjusted, making them more or less aggressive depending on the condition of the crop.

Features:

- Six straw walkers, 14.4 ft (4,400 mm) long
- Four steps per walker
- Fish-back riser and extensions
- Large perforated walker floor
- Returns channel attached to each walker



APS pre-concave segments can be changed quickly thanks to the MULTICROP concave.



The large rock trap is easy to open from the side and is self-emptying.




Adjustable MSS drum.



Lever-operated dis-awning plates.

Cleaning system.

More thorough cleaning. More impressive results.



Automatic sidehill compensation with CEMOS 4D-cleaning.



Automatic fan speed and lower/upper sieve adjustment with CEMOS AUTO CLEANING.

In-cab convenience features:

- Automatic fan speed and lower/upper sieve adjustment with CEMOS AUTO CLEANING
- Automatic fan speed adjustment with CEMOS AUTO SLOPE
- Automatic sidehill compensation with CEMOS 4D-cleaning
- Automatic MOG and broken grain monitoring with GRAIN QUALITY CAMERA
- Loss sensitivity adjustment
- Ratio of grain to MOG measurement with GRAINMETER
- Return volume monitor
- Clean-out function

The JET STREAM cleaning system.

The JET STREAM cleaning system is designed specifically to match the capacity of the APS HYBRID SYSTEM. With its extra large upper sieve area and high performance turbine fans, the performance of the JET STREAM system is unmatched.

Features:

- Cascade pre-cleaner
- Extra-long upper sieve area
- High performance turbine fans
- Long flow compensation channel ensures a consistent, extremely strong air blast
- Eight turbine fans (LEXION 780/760)
- Six turbine fans (LEXION 750/740/730)

- Grain loss sensors angled inward to retain the grain passing beyond the upper sieve
- Returns and clean grain auger clean-out doors
- Wind reduction kit

3D-cleaning system.


- Dynamic slope compensation without leveling
- Effective up to 20 percent slope
- Automatic sidehill compensation
- Maintenance-free
- Standard on all machines

Preparation floor.


The preparation floor conveys the processed grain and material other than grain (MOG) to the cleaning system. As it does so, its exclusive shaking action stratifies the heavier grain to the bottom layer and chaff to the top layer, making the cascade pre-cleaner's job more efficient.

Features:

- Removable poly floor segments for fast clean-out
- Easy access for clean-out



Electric sieve adjustment.



3D-cleaning system.




Divided preparation floor can be pulled out towards the front.



In-cab return window.

Grain handling.
More capacity.



LEXION 700 Series crop flow.

In-cab convenience features:

- Grain tank fill level monitor
- Grain tank distance to full monitor
- Grain tank light
- Grain tank 70 percent and 100 percent full beacon
- Power-folding bin extensions
- Yield and grain moisture monitoring with QUANTIMETER
- In-field grain logistics available with FLEET VIEW

Grain tank.

All LEXION combines are equipped standard with power-folding bin extensions. Constructed of steel, the extensions are controlled hydraulically from the cab and raise and lower rapidly to avoid any downtime.

- Features:
- 385 bu (13,500 l) to 300 bu (10,600 l) grain tank
 - Large grain tank window
 - Illuminated grain tank window
 - Inspection port for grain samples
 - Self-tensioning clean grain elevator chain
 - Adjustable cross auger covers
 - Easy clean-out between crops

Unloading.

Unloading the LEXION grain tank is fast and efficient with its heavy-duty drive. The #80 O-ring sealed chain increases the service interval for greater uptime and longer chain life.

- Features:
- 3.8 bu/sec (130 l/s) to 3.3 bu/sec (110 l/sec) unloading capacity
 - 2.8 bu/sec (90 l/s) on rice model
 - Unloading auger camera (PROFI CAM)

QUANTIMETER.

The QUANTIMETER is a volumetric yield monitoring system that uses photo-electric sensors to measure the grain traveling on each paddle of the clean grain elevator chain. A moisture sensor provides the operator with real-time grain moisture.



Power-folding bin extensions.



Large grain tank window.

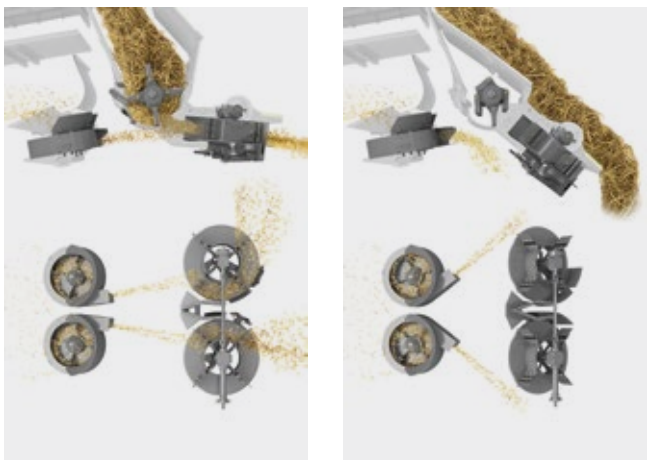


Adjustable cross auger covers.



Inspection port for grain samples.

Residue management.
More efficiency. More precision.



Spreading.

Windrowing.

In-cab convenience features:

- Stationary knife and friction floor engagement
- Spreading/windrowing adjustment
- Spread width adjustment
- Spread direction adjustment
- Overlap adjustment
- Automatic side-wind/slope compensation
- Tailboard working and transport position

PRO CHOP.

PRO CHOP is an advanced residue management system for small grains and has an effective spreading width of up to 45 ft.

- Features:
- Multi-speed (high/low) spreader drive allows the operator to easily optimize the speed of the radial spreaders
 - HD chopper knives, stationary knives and friction floor
 - 2 in (50 mm) larger chopper drum than previous PRO CHOP chopper improves chopping and spreading performance
 - Independent chaff spreader
 - Oscillating radial deflectors guide the exiting material to the desired width and direction

TURBO CHOP.

TURBO CHOP is a high performance residue management system for corn, soybeans and small grains, and has an effective spreading width of up to 45 ft.

- Features:
- Multi-speed (high/low) spreader drive allows the operator to easily optimize the speed of the radial spreaders
 - HD chopper knives, stationary knives and friction floor
 - 2 in (50 mm) larger chopper drum than previous TURBO CHOP chopper improves chopping and spreading performance
 - Independent chaff spreader

Standard chopper.

The standard chopper is the entry-level chopper with a spreading width of up to 35 ft. The tailboard is equipped with adjustable vanes to fine-tune the spread pattern.

- Features:
- Lever-operated tailboard vertical adjustment
 - Lever-operated stationary knives
 - Enlarged chopper drum improves chopping and spreading performance
 - Lever-operated tailboard vanes
 - Independent chaff spreader enables easy access to the cleaning shoe and allows chaff to be spread while windrowing



Automatic side-wind/slope compensation sensor.



Automatic side-wind/slope compensation.



In-cab or manual transport, spreading and windrowing adjustment.




In-cab or manual friction floor and stationary knives adjustment.

Engine + Ground drive.

At CLAAS, machine development means an ongoing effort to achieve even greater efficiency and reliability, as well as greater profitability in the field.

This applies to all aspects of a LEXION combine. The drive system is of critical importance – and includes much more than just a powerful engine.

The combination of experience gained in the more than 75 years of combine production and more than 20 years of LEXION development has resulted in the best ever CLAAS drive system that delivers the best working results.



Engines. More power reserves.



Power and intelligence in one.

The engine range from Mercedes Benz and Caterpillar (up to 15.6 l) delivers top performance for the LEXION combine while keeping operating costs down.

Features:

- Mercedes-Benz OM 473 LA, 15.6 l (LEXION 780)
- Mercedes-Benz OM 470 LA, 10.7 l (LEXION 730/670)
- Caterpillar OM C13, 12.5 l (LEXION 760/750/740)
- Emissions standard Stage IV (Tier 4)
- Passive regeneration with exhaust gas
- Optimized combustion process
- Improved engine running characteristics
- High torque
- CEBIS fuel consumption indication (per h, bu, ac)
- Optimal power transmission

Hydrostatic ground drive.

The LEXION hydrostatic ground drive delivers industry-leading torque for maximum operating efficiency, no matter the conditions, and is easily controlled using either of the two multi-function lever options.



DYNAMIC COOLING. Automatic cooling intelligence.



DYNAMIC COOLING.

All LEXION combines are equipped with the revolutionary DYNAMIC COOLING system, which is positioned horizontally behind the engine to pull air from above the combine where it is coolest and cleanest. Air is drawn through the radiator housing and engine compartment by the cooling fan, then exits out the vents in the side panel where it forces dust and light debris away from the combine – preventing it from being pulled in by the cooling fan.

Features:

- 63 in (1,600 mm) diameter rotary screen
- Dust suction fan actively keeps the rotary screen area free of dust and debris
- Variable speed cooling fan adjusts according to engine load and temperature

Keep dust away: the curtain effect.

As the air is forced out through the vents in the side panels, it creates a curtain effect that forces dust and debris away from the combine, preventing it from being pulled in by the cooling fan. This results in a significant increase to the air filter service interval.

Save fuel through variable fan drive.

The DYNAMIC COOLING fan is variable speed and adjusts automatically to the temperature of the engine. As the engine heats up the fan speed increases, and as engine cools the fan speed decreases – resulting in significantly less power required to run the cooling fan compared to conventional fans running at a constant high rpm.

4-link axle.
More maneuverability.



4-link axle.

The industry's first suspended rear combine axle, developed by CLAAS, sets a new standard for combine steering axles.

Unlike conventional center-pivoting steering axles, the 4-link steering axle is suspended from two points that not only allow it to pivot, but also to shift sideways for improved terrain compensation and steering. A larger steering angle and center-mounted steering cylinder provide additional performance improvement.

Center link axle.

The center link steering axle, developed by CLAAS, pivots at the center and features a center-mounted single steering cylinder and larger turning angle for an improved turning radius over previous steering axles.


POWER TRAC.

POWER TRAC is a combine rear wheel assist system designed by CLAAS specifically for LEXION combines. It features a large hydrostatic motor connected to a differential mounted centrally to the front side of the rear axle. Power is transferred from the differential to planetary wheel drives by drive shafts running through the axle. POWER TRAC gives LEXION combines 33 percent more rear wheel tractive power over conventional hydraulic wheel motor systems.

Features:

- POWER TRAC can be engaged on-the-fly
- Two-wheel drive operation on-the-fly
- 33 percent more tractive power over hydraulic wheel motor systems

TERRA TRAC.
Full suspension.



TERRA TRAC.

Low ground disturbance at harvest maintains good soil structure and enables optimal plant growth in the next season.

Leading performance, comfort and convenience.

The generation three TERRA TRAC offers the highest quality ride with the lowest ground pressure. Its exclusive fully-suspended in-line design ensures more efficient transfer of power to its 35 in wide belts for maximum traction and leading flotation. Hydro-pneumatic cylinders dampen the movement of the track frame as it takes on the shape of the terrain to ensure full belt contact for reduced compaction and leading comfort and stability.

Features:

- Transport width of just under 14 ft
- Ground pressure as low as 10.5 PSI
- Improved traction and stability in all conditions
- More efficient transfer of power to the ground
- 35 in wide belts offer unmatched flotation and traction

Cab + Comfort.

Greater support for the operator. CLAAS pulls out all the stops to maintain a high level of operator comfort for sustained productivity – even when workdays are extra long.



The cab. A more productive workplace.



Greater support for the operator.

The LEXION cab gives the operator freedom of movement, a clear layout of all controls and excellent visibility all around. The air conditioning maintains a consistent, comfortable atmosphere, and when combined with superb soundproofing and a three-position adjustable steering column, the LEXION cab provides first-class working conditions.

- Features:
- Fully suspended/ventilated/heated deluxe leather operator seat
 - Trainer seat
 - Leather-wrapped steering wheel
 - Ample storage space
 - Integrated armrest on door
 - Foldable backrest acts as a table



CMOTION.

The CMOTION multifunction control lever plays a key role in making the LEXION combine user-friendly and comfortable for the operator. The CMOTION lever was specially developed for ergonomic operation. The innovative three-finger control concept allows several functions to be controlled intuitively without having to reposition one's hand.

- Features:
- Reel fore/aft/up/down
 - Header raise/lower
 - Feederhouse off/feederhouse brake
 - Auger in/out
 - Unloading on/off
 - CONVIO FLEX / CONVIO belt reverse, belt slow speed
 - Corn head dual deckplate adjustment
 - AUTO CONTOUR activation
 - Four programmable header heights
 - Activation of all CEMOS AUTOMATIC functions



PROFI CAM for more overview.



Large grain tank window.



Side rail for additional monitors.



In-cab return window.



Large in-cab cooler, with 45 qt (43 l) capacity and cup holders.




Climate, radio and light controls.



Storage space throughout the cab.



Adjustable steering column.



Lighting.

The lighting systems ensure the best visibility for the entire work area and machine parts, even at night.

- Light packages:
- LED work light package
 - LED high end work light package
 - LED convenience and service lights
 - Spot lights to provide long distance viewing

- Features:
- Up to 14 forward and 6 rear working lights total
 - Up to six Xenon or LED forward cab lights
 - Side lights, stubble lights and steering axle lights
 - Automatic lighting of the unloading auger tube
 - Automatic reverse lights
 - Cleaning system, grain tank and returns lights
 - All working lights can be turned on during road transport

CEBIS.

More informed, more monitoring.



All-in-one combine performance display.

The CEBIS display allows total machine monitoring and control through its clear, intuitive menu structure. The 8.4 in color screen is adjustable to reduce operator strain.

Features:

- Rotary dial provides quick access to primary harvest adjustments
- HOTKEY dial provides easy access to secondary harvest adjustments
- CEBIS and HOTKEY rotary dials are used for menu navigation and making settings adjustments
- DIRECT ACCESS button provides direct access to the last menu setting
- CEBIS back-up camera for road transport and backing up
- GRAIN QUALITY CAMERA image in CEBIS
- Loss monitor
- Customizable screen layout

Console layout:

- A Main menu select dial
- B CEBIS rotary dial
- C Escape button
- D HOTKEY select dial
- E HOTKEY rotary dial
- F Information button
- G DIRECT ACCESS button
- H CEBIS
- I Feederhouse and header drive on/off
- J Processor unit on/off
- K Feederhouse and header reverser
- L Canola side knife on/off
- M Header function enable switch
- N Gear shift
- O Parking brake
- P POWER TRAC on/off
- Q Throttle
- R Grain tank open/close
- S CMOTION multifunction control lever

CEBIS MOBILE.

Better overview.



The new CEBIS MOBILE keeps you in the picture.

The new CEBIS MOBILE display features a 12 in color touch-screen with large, easy-to-read icons and a simple, user-friendly layout.

Features:

- Combine silhouette with live settings
- Grain tank fill level indication
- Grain moisture indication
- Three programmable windows
- Combine dashboard
- CEMOS AUTOMATIC status bar
- CEMOS DIALOG notification bar
- Notification bar
- Fully adjustable on side rail

New CEMOS AUTOMATIC interaction.

The new CEBIS MOBILE comes with the new CEMOS AUTOMATIC user interface.

Slide-bars allow the operator to easily and quickly interact with the system. The operator simply decides between throughput, cleanliness, straw quality and threshing quality.

CEBIS MOBILE also allows the operator to visually monitor the rotor cover plate movement during operation.

Operator assistance.

Focus on harvesting instead of adjusting. Our operator assistance technology helps take the guess work out of setting your combine.

CEMOS AUTOMATIC, the LEXION flagship technology and title for all operator assistance and optimization technology, encompasses a number of functions for optimized machine performance:

- CEMOS AUTO THRESHING
- CEMOS AUTO SEPARATION
- CEMOS AUTO CLEANING
- CEMOS CRUISE PILOT
- CEMOS AUTO CROP FLOW
- CEMOS AUTO SLOPE
- CEMOS 4D-cleaning

The CEMOS AUTOMATIC functions adjust the machine continuously and automatically in line with the current harvesting conditions and enable maximum throughput with top grain quality and cleaning while keeping fuel consumption to a minimum.

All the operator has to do is activate the automatic function.



CEMOS AUTOMATIC.

Take the guess work out of setting your combine.

CEMOS AUTO THRESHING.

Automatic threshing.

CEMOS AUTO THRESHING optimizes threshing cylinder speed and concave position settings automatically to ensure optimal threshing performance while harvesting.

CEMOS AUTO SEPARATION.

Automatic separation.

CEMOS AUTO SEPARATION optimizes rotor speed and cover plate position settings automatically to ensure optimal separation performance while harvesting.

CEMOS AUTO CLEANING.


Automatic cleaning.

CEMOS AUTO CLEANING optimizes fan speed and upper and lower sieve settings automatically to ensure optimal cleaning performance while harvesting.

CEMOS AUTO CROP FLOW.

Automatic overload protection.

CEMOS AUTO CROP FLOW continuously monitors machine load levels to prevent the combine from overloading. If activated, the system automatically stops machine feeding and slows down the machine.



CEMOS AUTO SLOPE.

Automatic fan speed.

CEMOS AUTO SLOPE optimizes fan speed settings automatically to ensure optimal cleaning performance in hilly terrain (uphill/downhill) while harvesting.

CEMOS CRUISE PILOT

Automatic ground speed.

CEMOS CRUISE PILOT optimizes ground speed automatically and proactively to ensure the combine is always at an optimal level of performance for maximum productivity.

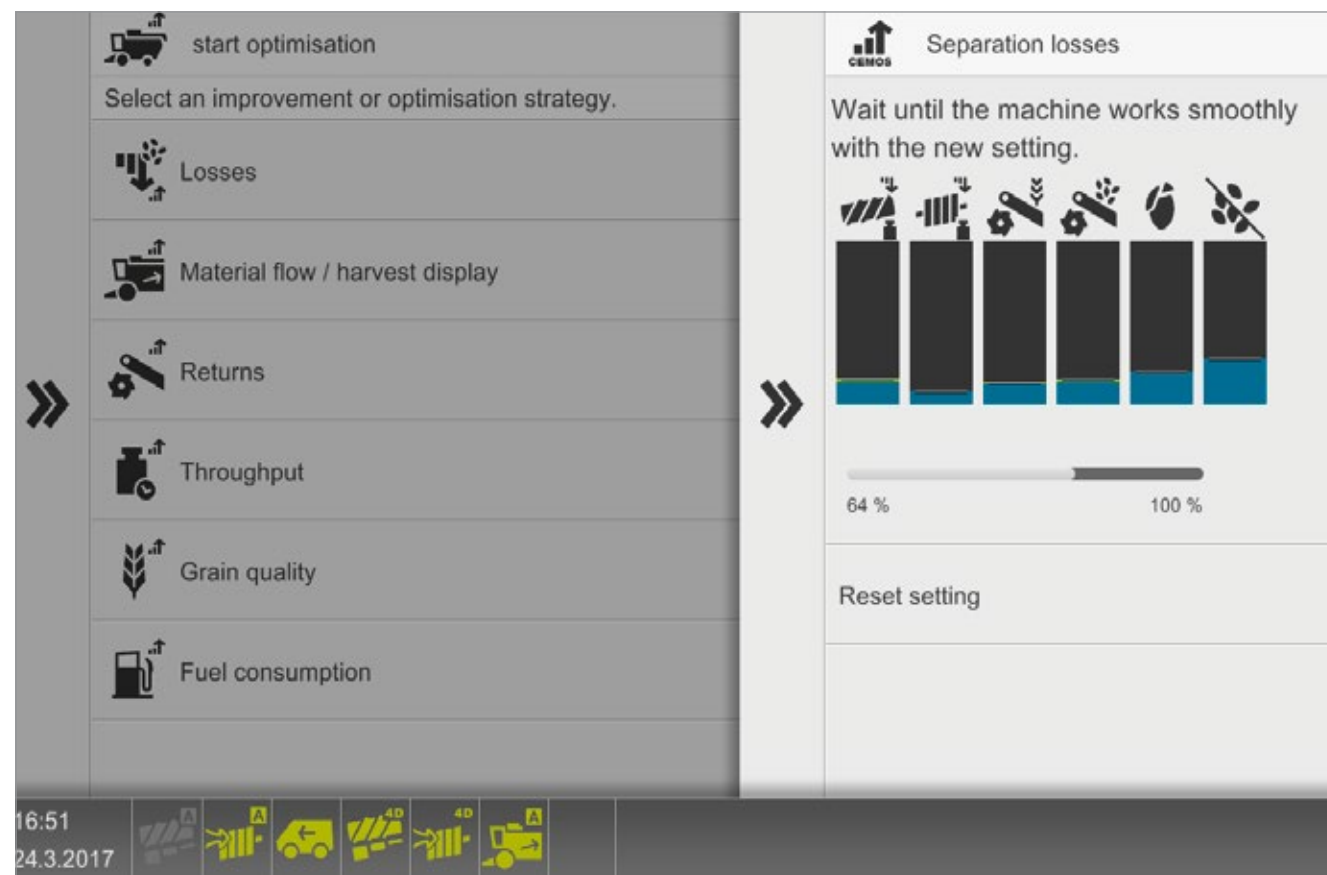
CEMOS 4D-cleaning.

Automatic sidehill compensation.

CEMOS 4D-cleaning compensates for side roll of the combine automatically to ensure optimal cleaning in and maximum grain retention in changing terrain.

CEMOS DIALOG.

A more productive dialog.



Operators benefit, results improve.

CEMOS DIALOG is a smart, reliable partner for the operator, motivating him/her to optimize combine performance by adapting the settings to the situation and providing a sense of security and increasing skills through ongoing learning.

CEMOS DIALOG fulfills the wish for an assistant capable of finding the right combine settings every time – balancing performance, quality, safety and efficiency.

Features:

- Suggestions for adjustments to machine settings (for example, rotor speed settings)
- Suggestions for adjustments to mechanical components (for example, a crop flow problem arises in the header)
- Corresponding text messages and illustrations to assist the operator

NEW: CEMOS DIALOG interface.

CEMOS DIALOG operation and display functions are controlled through the new CEBIS MOBILE. The main display shows the current status of all the main components.

A working dialog.

CEMOS DIALOG guides the operator to the best settings using a screen dialog.

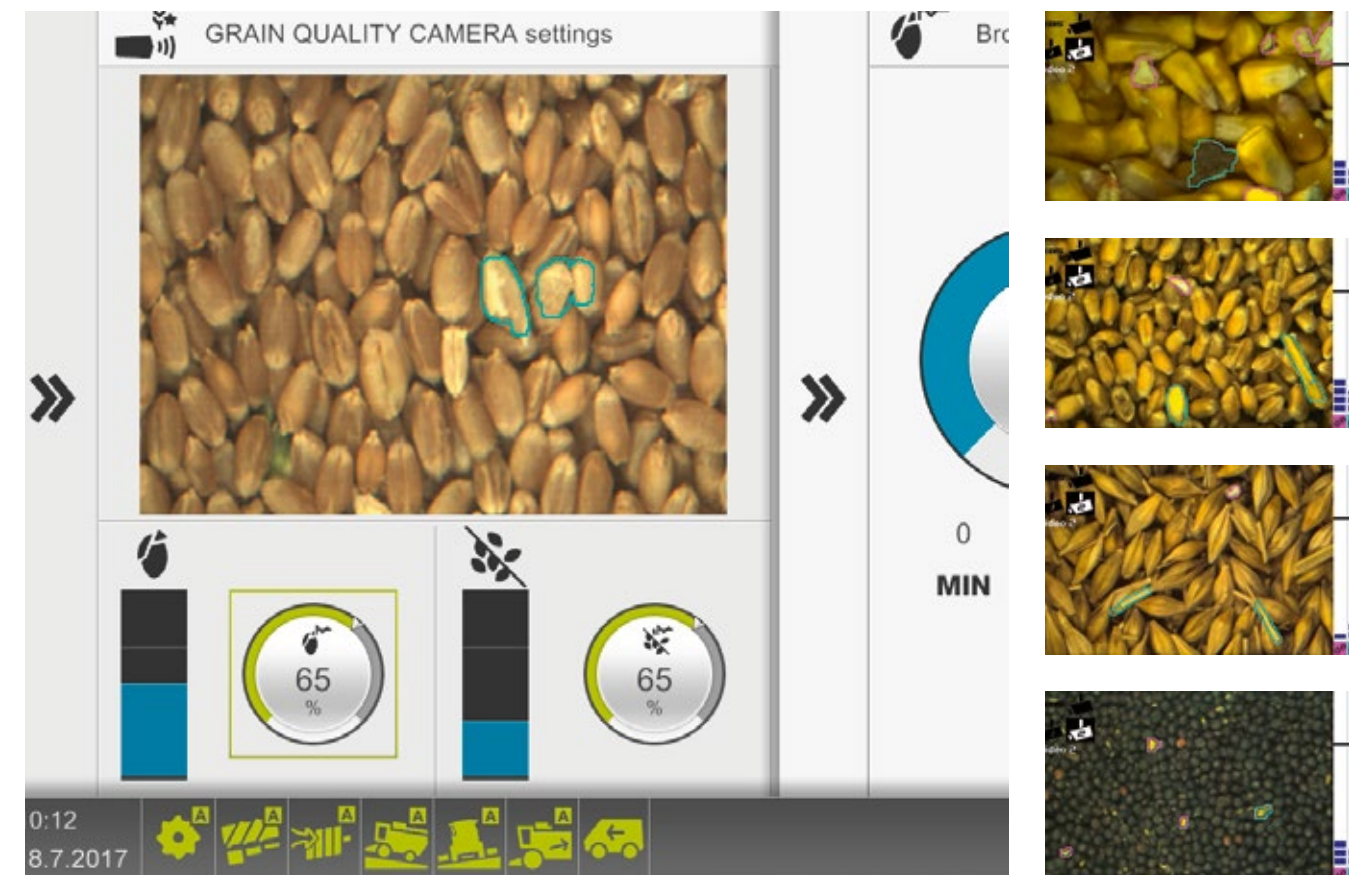
Optimization occurs in three steps:

- 1 The operator requests a suggestion for a setting or is notified automatically about improvement suggestions (for example, to reduce losses)
- 2 CEMOS DIALOG makes a logical setting suggestion
- 3 The operator accepts this setting suggestion or rejects it

Steps two and three are repeated until either the operator is satisfied with the result or CEMOS DIALOG has no further suggestions.

GRAIN QUALITY CAMERA.

Automatic grain evaluation.



Automatic grain and MOG assessment.

The task of assessing the grain quality, or the proportion of broken grains and material other than grain (MOG) in the grain tank, calls for a certain level of experience and a high degree of concentration on the part of the operator.

The GRAIN QUALITY CAMERA does this task for the operator by assessing the grain and MOG automatically and consistently throughout the day.

Features:

- Automatic detection of the proportion of broken grain and MOG
- Live image in CEBIS/CEBIS MOBILE or as a digital display

Continuously and fully automatic.

The images captured by the GRAIN QUALITY CAMERA are evaluated continuously in a fully automatic process. Thanks to the position of the camera on the elevator head, the data obtained are very reliable, as the material has not been segregated and the camera acquires a direct image of the crop flow.

Crops.


The GRAIN QUALITY CAMERA can evaluate the following crops:

- Wheat
- Canola
- Corn
- Barley
- Rye
- Triticale

Data management.

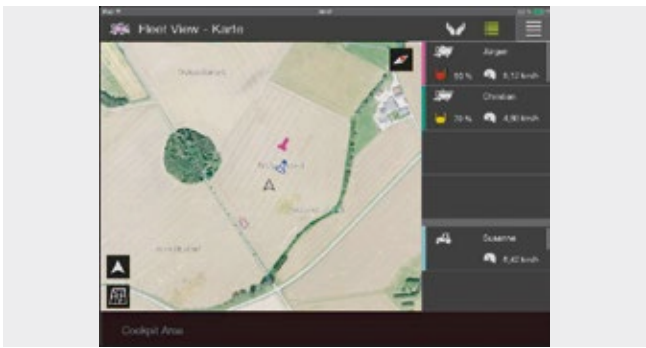
The CLAAS data management interface.

The CLAAS data management interface features enable you to access the important data for your combine anytime and anywhere with an Internet connection.



TELEMATICS.

TELEMATICS delivers the ultimate data experience for your CLAAS machinery. The digital tool set provides an overview of compiled machine information, allowing you to better manage your operation, along with increasing the efficiency and productivity of your machine.



FLEET VIEW.

FLEET VIEW gets your entire fleet on the same page. Manage your CLAAS equipment and transport vehicles with this user-friendly application on a mobile device such as a smartphone or tablet to give all parties in the logistics chain a bird's eye view of the entire operation. This transparency helps operators to be at the right place at the right time, maximizing the efficiency of your operation.



Remote Service.

Remote Service brings a new era of service support using the intelligent networking of CLAAS machines. This technology allows your service partner to remotely access critical service-related information to begin the diagnostic process. By providing faster problem resolution and proactive maintenance planning, Remote Service maximizes the uptime of your machine.

Steering systems.

The CLAAS steering interface.

The new open steering interface from CLAAS gives you the freedom to decide how and with which third party partner you want to steer your LEXION combine. Simply contact your local CLAAS dealer.



Ag Leader®.

InCommand® 1200 is the flagship of the InCommand line, built on Ag Leader's industry-leading precision ag display technology. With InCommand 1200, you get year-round efficient machine control plus instantaneous information to simplify crucial decisions that impact your yield and profitability. See vital information in the cab to help you manage machine functionality and react on-the-go to changing field conditions.



Climate FieldView™.

Use FieldView™ year round to make data driven decisions to maximize your return on every acre. An agronomic data partner to seamlessly collect, store and visualize critical field data, monitor and measure the impact of your agronomic decisions on crop performance, and manage your field variability by building customized fertility and seeding plans for your fields to optimize yield and maximize profit.



Trimble®.

Trimble Agriculture provides solutions that solve complex technology challenges across the entire agricultural supply chain. The solutions enable farmers and advisors to allocate scarce resources to produce a safe, reliable food supply in a profitable and environmentally sustainable manner. Covering all seasons, crops, terrains and farm sizes, Trimble precision agriculture solutions can be used on most equipment on the farm, regardless of manufacturer.



Low maintenance. Low costs.

When it comes to maintenance requirements, the LEXION combine is impressively user-friendly. Service intervals are long: 1,000 hours for the oil in the working hydraulics. And when it's time to do the job, easy access to all maintenance points makes the task fast and simple.



Easy engine air filter clean-out.



Easy cab air filter clean-out.



Full engine and cooling system accessibility.



Central lubrication system supplies grease to practically all lubrication service points as required.



Hand wash station with 5 gal (15 l) capacity and separate shut-off valve.



Storage box with toolbox pre-filled with LEXION specific tools.



Drain ports on ground level.



Rear ladder lighting.



Large storage compartment with lighting.



Side panel maintenance lights.



Portable rear ladder for various machine maintenance points.



Easy belt tensioning.

CLAAS Service & Parts. Whatever it takes.



Your needs matter.

You can always rely on CLAAS Service & Parts. We'll be there whenever you need us, around the clock if necessary, to provide the perfect solution for your machine and your business.

Reliability can be planned.

With our service products, you can increase your machine reliability, minimize your risk of breakdowns and budget with confidence. CLAAS MAXI CARE offers planned reliability for your machine.

On Your Farm Parts.

CLAAS On Your Farm Parts allows you to customize a selection of parts on your farm in order to get you back up and running in minimal time. Buy now – pay after the harvest – it's that simple. Ask your participating dealer for details.

Always up to date.

CLAAS dealer service teams are trained by CLAAS and equipped with the all-important special tools and diagnostic systems to meet all your expectations with regard to expertise and reliability.

Problem solving by remote diagnostics: CLAAS TELEMATICS

CLAAS TELEMATICS on your machine brings two important advantages: fast assistance from CLAAS service technicians plus economic benefits for your work thanks to wireless networking. We can solve your problems on the spot – even when you can't see us.

ORIGINAL parts and accessories.

Specifically matched to your machine: precision-manufactured parts, high-quality consumables and useful accessories. We will supply exactly the right solution from our comprehensive product range to ensure that your machine is 100 percent reliable.

Worldwide coverage from Columbus, Regina, and Hamm.

The CLAAS of America Parts Logistics Centers in Columbus, Indiana, and Regina, Saskatchewan, provide world-class parts support throughout North America for all CLAAS products. Supported by the worldwide spare parts depot in Hamm, Germany, we provide the CLAAS dealer network with reliable, consistent parts availability and industry-leading responsiveness. Your local CLAAS dealer can supply the right parts solution for your business to maximize machine uptime.



The CLAAS Parts Logistics Center in Columbus, Indiana, stocks more than 40,000 part numbers in a warehouse with more than 185,000 sq ft of storage space.



The CLAAS Parts Logistics Center in Regina, Saskatchewan, stocks more than 14,000 part numbers in a warehouse with more than 33,000 sq ft of storage space.

LEXION		780	760	750	740	730	670
Feederhouse							
Feederhouse width	in (mm)	67 (1,700)	67 (1,700)	56 (1,420)	56 (1,420)	56 (1,420)	67 (1,700)
HP feederhouse		○	○	○	○	○	○
Standard feederhouse		○	○	○	○	○	○
Feederhouse brake		●	●	●	●	●	●
AUTO CONTOUR		●	●	●	●	●	●
Threshing							
Threshing system		APS	APS	APS	APS	APS	APS
Threshing system width	in (mm)	67 (1,700)	67 (1,700)	56 (1,420)	56 (1,420)	56 (1,420)	67 (1,700)
Threshing cylinder diameter	in (mm)	24 (600)	24 (600)	24 (600)	24 (600)	24 (600)	24 (600)
Threshing cylinder speed (high)	rpm	395-1,050	395-1,050	395-1,050	395-1,050	395-1,050	395-1,050
Threshing cylinder speed (low)	rpm	166-483	166-483	166-483	166-483	166-483	166-483
Pre-concave (interchangeable APS grates)		●	●	●	●	●	●
Concave wrap angle	degrees	142	142	142	142	142	142
Main concave area	in² (m²)	1,953 (1.26)	1,953 (1.26)	1,645 (1.06)	1,645 (1.06)	1,645 (1.06)	1,953 (1.26)
Rock trap		●	●	●	●	●	●
Dis-awning plates		●	●	●	●	●	●
Separation							
Separation system		ROTO PLUS	ROTO PLUS	ROTO PLUS	ROTO PLUS	ROTO PLUS	Straw walker
Rotor length	ft (m)	13.8 (4.2)	13.8 (4.2)	13.8 (4.2)	13.8 (4.2)	13.8 (4.2)	—
Rotor diameter	in (mm)	17.5 (445)	17.5 (445)	17.5 (445)	17.5 (445)	17.5 (445)	—
Rotor grates	qty	5 or 6	5	5	5	5	—
Rotor cover plates	qty	Up to 4	Up to 4	Up to 4	Up to 4	Up to 4	—
Rotor speed	rpm	500-1,200 400-1,000	400-1,000	400-1,000	400-1,000	400-1,000	—
Total separation area	in² (m²)	5,735 (3.7)	5,735 (3.7)	4,650 (3.0)	4,650 (3.0)	4,650 (3.0)	15,268 (9.85)
Straw walker separation	qty	—	—	—	—	—	6
Straw walker steps	qty	—	—	—	—	—	4
Straw walker length	ft (m)	—	—	—	—	—	14.4 (4.4)
Total threshing and separation area	in² (m²)	8,412 (5.43)	8,412 (5.43)	6,886 (4.44)	6,886 (4.44)	6,886 (4.44)	17,948 (11.58)
Cleaning							
Cleaning system		JET STREAM	JET STREAM	JET STREAM	JET STREAM	JET STREAM	Standard
3D-cleaning system		●	●	●	●	●	●
Turbine fans		8-turbine	8-turbine	6-turbine	6-turbine	6-turbine	6-turbine
Total sieve area	in² (m²)	9,610 (6.2)	9,610 (6.2)	7,905 (5.1)	7,905 (5.1)	7,905 (5.1)	9,286 (6.0)
Returns window		●	●	●	●	●	●
Grain handling							
Grain tank	bu (l)	360 (12,800) TT: 385 (13,500)	360 (12,800) TT: 385 (13,500)	330 (11,500)	300 (10,600) 330 (11,500)	300 (10,600) 330 (11,500)	330 (11,500)
Unloading rate	bu/s l/s	3.8 130	3.8 (2.8 rice) 130 (90 rice)	3.8 (2.8 rice) 130 (90 rice)	3.8 (2.8 rice) 130 (90 rice)	3.8 130	3.8 (3.3) 130 (110)
Residue management							
PRO CHOP		○	○	○	○	○	○
TURBO CHOP		○	○	○	○	○	○
Standard chopper		—	○	○	○	○	○
Straw spreader		—	○	○	○	—	—

● Standard ○ Optional — Not Available

LEXION		780	760	750	740	730	670
Engine + Ground drive							
TERRA TRAC		○	○	○	○	—	○
POWER TRAC (4WD)		○	○	○	○	○	○
Ground speed	mph (km/h)	19 (30)	19 (30)	19 (30) TT: 25 (40)	19 (30) TT: 25 (40)	19 (30)	19 (30)
4-link axle		●	●	—	—	—	—
Center link axle		—	—	●	●	●	●
Engine manufacturer		Mercedes-Benz	Caterpillar	Caterpillar	Caterpillar	Mercedes-Benz	Mercedes-Benz
Engine model		OM 473 Tier 4	C13 Tier 4	C13 Tier 4	C13 Tier 4	OM 470 Tier 4	OM 470 Tier 4
Cylinders/displacement	no./l	I-6/15.6	I-6/12.5	I-6/12.5	I-6/12.5	I-6/10.7	I-6/10.7
Rated power	hp (kW)	570 (425)	503 (375)	456 (340)	402 (300)	349 (260)	375 (280)
Maximum power	hp (kW)	617 (460)	543 (405)	496 (370)	436 (325)	368 (280)	402 (300)
Exhaust aftertreatment		SCR	SCR + DPF	SCR + DPF	SCR + DPF	SCR	SCR
DEF tank capacity	gal (l)	22.5 (85)	22.5 (85)	22.5 (85)	22.5 (85)	22.5 (85)	22.5 (85)
Fuel tank capacity	gal (l)	304 (1,150)	304 (1,150)	304 (1,150)	304 (1,150) 211 (800)	304 (1,150) 211 (800)	211 (800)
DYNAMIC COOLING		●	●	●	●	●	●
Operator assistance							
CEMOS AUTOMATIC		○	○	○	○	○	○
CEMOS AUTO THRESHING		○	○	○	○	○	○
CEMOS AUTO SEPARATION		○	○	○	○	○	—
CEMOS AUTO CLEANING		○	○	○	○	○	○
CEMOS CRUISE PILOT		○	○	○	○	○	○
CEMOS AUTO CROP FLOW		○	○	○	○	○	○
CEMOS AUTO SLOPE		○	○	○	○	○	○
CEMOS 4D-cleaning		○	○	○	○	○	—
CEMOS DIALOG		○	○	○	○	○	○
GRAIN QUALITY CAMERA		○	○	○	○	○	○
QUANTIMETER		●	●	●	●	●	●
GRAINMETER		●	●	●	●	●	●
Data management / Steering systems							
TELEMATICS		●	●	●	●	●	●
Remote Service		●	●	●	●	●	●
FLEET VIEW		○	○	○	○	○	○
Open steering interface		●	●	●	●	●	●
Weight							
Weight based on: wheeled machine with-out header, straw chopper and chaff spreader, full fuel tank. Weight will vary depending on options.	lbs (kg)	40,124 (18,200)	40,124 (18,200)	37,478 (17,000)	37,478 (17,000)	37,037 (16,800)	33,951 (15,400)

CONVIO FLEX		1380	1230	1080
Working width	ft (m)	45 (13.86)	40 (12.34)	35 (10.82)
End dividers		●	●	●
Crop lifters		○	○	○
Conveyor belt depth	in (mm)	42 (1,066)	42 (1,066)	42 (1,066)
Center feed roll		1-piece + MULTIFINGER		
Center feed roll diameter	in (mm)	26 (660)	26 (660)	26 (660)
Rear wall extension		●	●	●
Skids		●	●	●
Knife		2-piece knife + 3 in coarse serration		
Drive		Dual planetary knife		
Vertical flex	in (mm)	9 (225)	9 (225)	9 (225)
Spare knife		●	●	●
Cam track reel		●	●	●
Reel diameter	in (mm)	40 (1,014)	40 (1,014)	40 (1,014)
Reel tine adjustment		●	●	●
Top cross auger		○	○	○
Canola side knives		○	○	○
AUTO CONTOUR		●	●	●
AUTO BELT SPEED		●	●	●
ACTIVE FLOAT		●	●	●
Automatic parking and operating position		●	●	●
Stabilizer wheel		○	○	○
Multicoupler		●	●	●
Weight (will vary depending on options)	lbs (kg)	10,141 (4,600)	9,590 (4,350)	8,929 (4,050)

VARIO		1230	1080
Working width	ft (m)	40 (12.34)	35 (10.44)
End dividers		●	●
Crop lifters		●	●
Variable trough	in (mm)	28 (700) + in-cab adjustment	
Auger type		2-piece + MULTIFINGER + height adjustable	
Auger diameter/ tube diameter	in (mm)	26/660 (16.5/420)	26/660 (16.5/420)
Auger speed	rpm	190	190
Rear wall extension		●	●
Stripper plates		●	●
Skids		●	●
Knife		2-piece knife + 3 in fine serration	
Drive		Counterbalance knife drive trough wobble gearbox	
Spare knife		●	●
Reel type		2-piece, 6 bat	
Reel diameter	in (mm)	40 (1,014)	40 (1,014)
Reel tine adjustment		●	●
Automatic parking and operating position		●	●
AUTO CONTOUR		●	●
Multicoupler		●	●
Weight (will vary depending on options)	lbs (kg)	8,959 (4,064)	8,099 (3,674)

● Standard ○ Optional – Not Available

CONVIO		1380	1230	1080
Working width	ft (m)	45 (13.86)	40 (12.34)	35 (10.82)
End dividers		●	●	●
Crop lifters		●	●	●
Conveyor belt depth	in (mm)	42 (1,066)	42 (1,066)	42 (1,066)
Center feed roll		1-piece + MULTIFINGER		
Center feed roll diameter	in (mm)	26 (66)	26 (66)	26 (66)
Rear wall extension		●	●	●
Skids		○	○	○
Knife		2-piece knife + 3 in coarse serration		
Drive		Dual planetary knife		
Vertical flex	in (mm)	–	–	–
Spare knife		●	●	●
Cam track reel		●	●	●
Reel diameter	in (mm)	40 (1,014)	40 (1,014)	40 (1,014)
Reel tine adjustment		●	●	●
Top cross auger		○	○	○
Canola side knives		○	○	○
AUTO CONTOUR		●	●	●
AUTO BELT SPEED		●	●	●
ACTIVE FLOAT		–	–	–
Automatic parking and operating position		●	●	●
Stabilizer wheel		○	○	○
Multicoupler		●	●	●
Weight (will vary depending on options)	lbs (kg)	10,031 (4,550)	9,480 (4,300)	8,818 (4,000)

SWATH UP		450
Working width	ft (m)	15 (4.5)
Auger type		1-piece + MULTIFINGER + height adjustable
Auger diameter/ tube diameter	in (mm)	26/615 (16/410)
Auger speed	rpm	141-204
Belt		4 connected belts + slatted
Stabilizer wheels		●
Draper fingers		●
AUTO CONTOUR		●
Multicoupler		●
Weight (will vary depending on options)	lbs (kg)	3,011 (1,366)

MAXFLEX		1200	1050	930	770
Working width	ft (m)	40 (11.96)	35 (10.44)	30.25 (9.22)	25.25 (7.69)
End dividers		●	●	●	●
Crop lifters		○	○	○	○
Auger type		2-piece + MULTIFINGER + height adjustable		1-piece + MULTIFINGER + height adjustable	
Auger diameter/tube diameter	in (mm)	26/660 (16.5/420)	26/660 (16.5/420)	26/660 (16.5/420)	26/660 (16.5/420)
Auger speed	rpm	226	226	178	178
Rear wall extension		●	●	●	●
Stripper plates		●	●	●	●
Skids		●	●	●	●
Knife		2-piece knife + 3 in coarse serration		1-piece knife + 3 in coarse serration	
Drive		Dual planetary knife			
Vertical flex	in (mm)	7 (180)	7 (180)	7 (180)	7 (180)
Spare knife		●	●	●	●
Reel type		2-piece, 6 bat		1-piece, 6 bat	
Reel diameter	in (mm)	40 (1,014)	40 (1,014)	40 (1,014)	40 (1,014)
Reel tine adjustment		●	●	●	●
Automatic parking and operating position		—	—	●	●
AUTO CONTOUR		●	●	●	●
Multicoupler		●	●	●	●
Weight (will vary depending on options)	lbs (kg)	8,267 (3,750)	7,484 (3,395)	5,888 (2,671)	5,064 (2,289)

Corn heads		Non-chopping						Chopping					
		18-20	16-30	12-30	12-22	12-20	8-30	18-20c	16-30c	12-30c	12-22c	12-20c	8-30c
Number of rows		18	16	12	12	12	8	18	16	12	12	12	8
Row width	in	20	30	30	22	20	30	20	30	30	22	20	30
Gear case driven row units, gearbox row		●	●	●	●	●	●	●	●	●	●	●	●
Auger type		2-piece + MULTIFINGER + height adjustable											
Auger diameter	in (mm)	15 (377)	15 (377)	15 (377)	15 (377)	15 (377)	15 (377)	15 (377)	15 (377)	15 (377)	15 (377)	15 (377)	15 (377)
Auger speed	rpm	246	201	246	246	246	246	231	176	231	231	231	231
Tall ear corn saver		–	○	○	–	–	○	–	○	○	–	–	○
Snout wear strips		–	●	●	–	–	●	–	●	●	–	–	●
Down corn auger		–	○	○	–	–	○	–	○	○	–	–	○
Knife roller		●	●	●	●	●	●	●	●	●	●	●	●
Deck plates: hardened, full length		●	●	●	●	●	●	●	●	●	●	●	●
Dual deck plate adjustment		–	●	●	–	–	●	–	●	●	–	–	●
Gathering chains		Hardened with pins											
Clutches		Individual row slip clutches											
Chopping knives		–	–	–	–	–	–	●	●	●	●	●	●
AUTO CONTOUR		●	●	●	●	●	●	●	●	●	●	●	●
Multicoupler		●	●	●	●	●	●	●	●	●	●	●	●
Weight (will vary depending on options)	lbs (kg)	11,413 (5,177)	11,660 (5,289)	8,600 (3,901)	7,875 (3,572)	7,611 (3,452)	5,600 (2,540)	11,750 (5,330)	13,045 (5,289)	9,750 (3,901)	8,100 (3,674)	7,836 (3,554)	6,480 (2,939)

Specifications.


LEXION 700 Series dimensions.



LEXION 600 Series dimensions.



Unloading height and header width.



As CLAAS continually develops its products to meet customers' requirements, all products are subject to change without notice. All descriptions and specifications in this brochure should be considered approximate and may include optional equipment that is not part of the standard specifications. This brochure is designed for worldwide use. Please consult your nearest CLAAS dealer and their price list for local specification details. Some protective panels may have been removed for photographic purposes in order to present the function clearly. To avoid hazards, never remove these protective panels yourself. Please refer to the relevant instructions in the operator's manual in this regard.

All technical specifications relating to engines are based on the European emission regulation standards: Stage. Any reference to the Tier standards in this document is intended solely for information purposes and ease of understanding. It does not imply approval for regions in which emissions are regulated by Tier.





Ensuring a better **harvest.**

CLAAS of America Inc.
 8401 S 132nd Street
 Omaha, NE 68138
 Phone +1 (402) 861-1000
 Fax +1 (402) 861-1003
www.claas.com