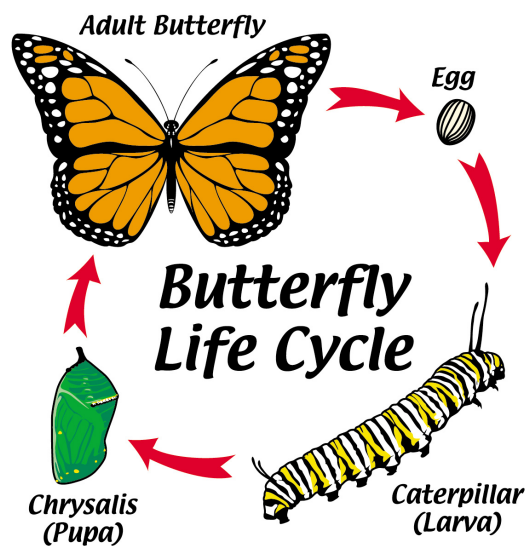




Ashcreek Playschool  
Newsletter  
March 2021

# Life Cycles, Magical Creatures, and Read Across America



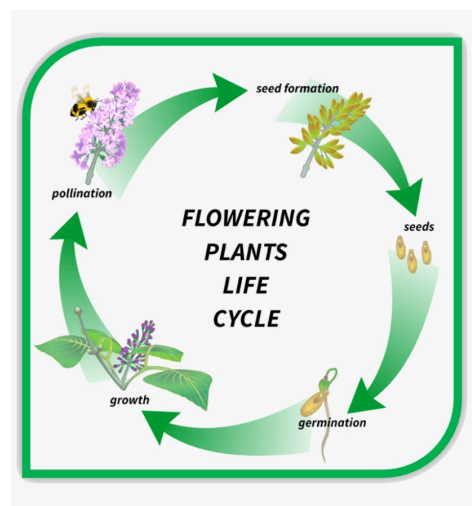
Spring begins this month, Roses! Our theme this month is "A Look at Life Cycles". This month we will talk about the Life Cycle of a butterfly mostly, but also the life cycle of a seed and a flower. We will have some real butterflies in our classroom! We will be able to see the different stages from egg to larvae (caterpillar) to pupa (chrysalis) to butterfly. We will demonstrate a different stage each day during Free Play activities. One project will showcase the symmetry of a butterfly. What is symmetry? This will be a great Circle Time topic.

We will also plant some seeds during a Free Play activity. We will have to patiently watch the seeds turn into a plant. What a cool process! Amazing how the combination of food, water, soil and sunlight can grow food! We will be talking about Life Cycles but also focusing a little on engineering and architecture.

We will make Fairy houses throughout the month as well as a Leprechaun Trap for St. Patrick's Day. Leprechauns are attracted to gold so we will use gold coins as bait for our trap. The Leprechaun has to grant us wishes in order to be set free. We'll start out with some plain cardboard boxes and see where our imaginations take us. Teachers and kiddos are encouraged to wear lots of green on Wednesday, March 17th.

Dr. Seuss's birthday is coming up on March 2nd . I encourage Teachers and kiddos to dress up as a character from a Dr. Seuss book that day. We will spend the day reading Dr. Seuss books and doing Dr. Seuss activities.

- Teacher Julie, Rose Room



Dear Azalea Room Families -

I enjoyed having the chance to meet with all of you and talk about your wonderful children! In March we will get a close look at life cycles as we observe real caterpillars as they go through the stages to become beautiful butterflies in our own classroom. We will also learn about plant life cycles, including planting our own seeds, taking care of them, and watching them grow!

March 2nd is Dr. Seuss's birthday, and we will be celebrating Read Across America all week long, March 1st -5th . Our class will be reading, reading, reading every day in every way!

**Monday:** One Fish, Two Fish, Red Fish, Blue Fish (Wear red or blue!)

**Tuesday:** Cat in the Hat (Dress like a character from Dr. Seuss or wear your favorite hat!)

**Wednesday:** Wacky Wednesday (Dress backwards, inside out, or mismatched!)

**Thursday:** Green Eggs and Ham (Would you read with a fox? Bring a stuffy to read to!)

**Friday:** Oh, the Thinks You Can Think! (Bring your favorite book to share with the class!)

This month, we will also be planning and building our own leprechaun traps. We will brainstorm ideas as a class, then we will break into pairs to draw and write out our plans, and finally, we will use a variety of materials to make our traps come to life. Everyone is encouraged to wear green on March 17th !

– Mrs. Pham, Azalea Room

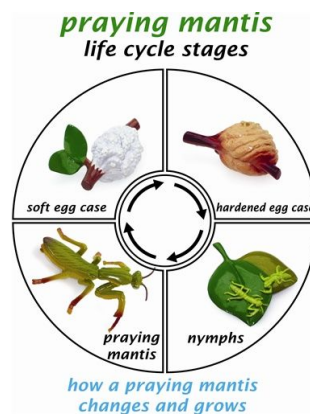
Phonological awareness	Reading	Writing	Math
<ul style="list-style-type: none"><li>*Rhyming</li><li>*Syllables</li><li>*Letter sounds</li><li>*Identifying the first, middle, and last sounds in CVC words</li><li>*Adding and deleting sounds in words</li></ul>	<ul style="list-style-type: none"><li>*Building independent reading stamina</li><li>*Using picture clues and first sound to help with unknown words</li><li>*Blending sounds to read CVC words and CCVC words</li><li>*Re-reading to build fluency</li><li>*Sight words</li><li>*Color words</li></ul>	<ul style="list-style-type: none"><li>*Confidence with inventive spelling</li><li>*Sight words</li><li>*Writing CVC words</li><li>*Finger spaces between words</li><li>*Punctuation at end of sentence</li><li>*Adding details to our writing</li><li>*Focus and stamina</li></ul>	<ul style="list-style-type: none"><li>*Identifying numbers 1-20</li><li>*Counting by 2's, 5's and 10's</li><li>*Ten frames and number lines</li><li>*Counting on</li><li>*Addition and subtraction within 10</li><li>*Addition and subtraction fact fluency within 5</li><li>*Number words</li></ul>

Hello Juniper Families -

The theme for the month of March is the lifecycle of bugs and plants. We will have a praying mantis in the classroom, we'll plant some seeds so we can watch them sprout, and we'll be reading The Very Hungry Caterpillar. For our dramatic play, the Juniper room will have a fairy wall! Some of our activities include fingerprint bug art, egg carton caterpillars, and honeycombs.

With the weather warming up, we may spend some extra time outside to enjoy every moment of the sun we can get. Kids may take out microscopes and help look for bugs and plants right on our own playground!

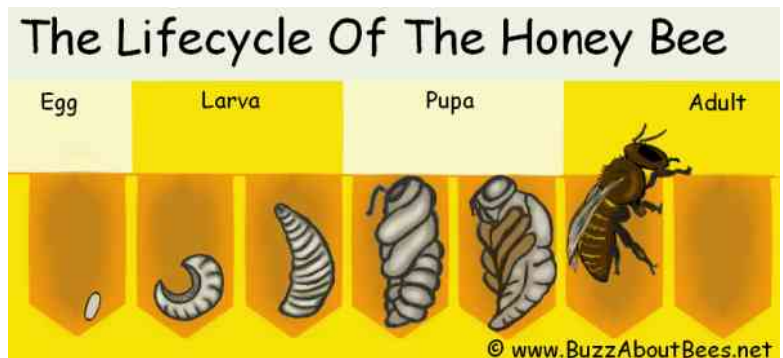
- Teacher Sara, Juniper Room



Hello Daisy Families -

I Hope that you and your children are now a little more adjusted to being preschoolers, but most of all that your children are enjoying and having fun at school!

This Month we will be learning about different life cycles, how they connect to nature, and how things change. During this month we will get a chance to observe the life cycle of a butterfly in the classroom. Our dramatic play area will consist of the life of honey bees; their life cycle and the making and selling of honey.



Please don't forget that we are outside daily and that it is still cold, wet and muddy outside. Please make sure your child has warm and appropriate clothes and shoes to go outside in and extra change of clothes should they need it. Also please send a bag (store bag or original muddy buddy bag) with your child in their backpack for their dirty wet muddy buddies to be returned in.

- Teacher Tanya, Daisy Room

---

### Teacher Beth's Corner

Starfish Breathing is a mindful breathing skill that children can visually learn, self-manage, and practice literally anywhere, in any situation, when they need to self-regulate.

Parents and teachers can print out a visual picture of how to do starfish breathing. The children can practice and use the skill when they feel themselves becoming upset or irritable. This can help replace inappropriate behaviors such as screaming with the starfish breathing.

The book "DBT Therapeutic Activity Ideas for Working with Teens" offers the following description and Handout Instructions:

- Describe starfish breathing with one outstretched hand
- Spread your fingers out wide
- Use your pointer finger to trace along the outside of each finger starting at the base of the thumb
- Bring awareness to your breathing and breathe in, move the pointer finger up the finger
- Then exhale as you move your finger down the other side
- Keep tracing each finger, and following with your breath, until ending at the base of the pinkie finger



Youtube videos:

<https://www.youtube.com/watch?v=TYUSgXzBfds>

<https://www.youtube.com/watch?v=SuIK15fx4JA>

- Teacher Beth, Instructional Assistant

## Auction 2021

Friday April 30th -  
Sunday May 2nd

### Online

Our auction committee is working hard to gather donations for the auction. If you have any ideas on items you'd like to see at the auction, or have a new item to donate, please contact Claire Juarez at [ashcreekfundraising@gmail.com](mailto:ashcreekfundraising@gmail.com)

Visit our website - [www.ashcreekplayschool.com/auction-2021/](http://www.ashcreekplayschool.com/auction-2021/) or [www.32auctions.com/ashcreekauction2021](http://www.32auctions.com/ashcreekauction2021) for up to date information on the auction including a catalogue to give you a sneak peek of our auction items!



## Enrollment

- Preschool enrollment is full for the 2021/22 school year, any new registrations will be placed on our waitlist.
- We do have space still in Kindergarten and 1st Grade
- Register: <https://www.jovial.org/ashcreek/family>

## Summer Camp Enrollment

- Summer Camp Registration will be opening later this month. Space is limited. Summer camp will run Mon-Thurs 9am-1pm for \$125 a week throughout the month of July and August.
- Parent Teaching isn't required, but if you sign up to parent teach, you will get a \$40/day credit!
- Summer camp is for students ages 2-6 (older siblings of enrolled students up to the age of 9 are welcome), discounts for siblings and multiple weeks enrolled!

## Upcoming Dates:

March 2 - Dr. Seuss' Birthday

March 10 - 5:30pm Board Meeting

March 17 - Wear Green

March 22-26 - No School (SPRING BREAK!)

## Fundraising Notes:

Buying gift cards to buy groceries, go to restaurants, buy new school clothes, or give as gifts for birthdays and holidays is easy with **Scrip**, and our school earns money and your purchase kickback goes towards your family contribution! [www.shopwithscrip.com](http://www.shopwithscrip.com) Enrollment code: **LF32D7FE511L3**

Ordering **scholastic books** doesn't go towards your family contribution, but it does help our classroom get points that our teachers can redeem for free points or classroom supplies! Class code is: Q23QQ Orders are processed monthly.

A's Garden Center **Flower Basket Sales** keep an eye on your email for an order form for Spring Flower baskets. These beautiful hanging flower baskets from A's Garden Center are available as a fundraiser to our school, you are also able to purchase gift cards to A's if you have additional shopping to do! Here's the breakdown of how this will go towards your family fundraising contribution (similar to wreath sales!)

**Auction** Online Auction weekend of April 30 - May 2

As the weather is cold and wet...just a reminder that students go outside EVERYDAY, rain or shine. Please make sure your child has the following items for school:

- Bring a coat daily
- Rain gear and boots (welcome to leave at the school, please label these items)
- Change of clothes daily for wet clothes



#### Side Box

We welcome donations! Here are a few requests:

**Ashcreek Amazon Wishlist:**[b.gy/gbogr4r](https://b.gy/gbogr4r)

#### ROSE ROOM

- \* Newspapers (anything but shiny papers)
- \* White paper plates (3/2)
- \* Potting soil for mid-March
- \* Ceramic flower pots for mid-March
- \* Shoe boxes for mid-March
- \* White carnations for 1st week of March
- \* Grass seed for mid-March

#### AZALEA ROOM

- \* Potting soil
- \* Clear plastic cups
- \* Shoe boxes
- \* Grass seed

#### JUNIPER ROOM

- \* Egg cartons
- \* Bubble Wrap
- \* Baking Soda
- \* Vinegar
- \* Baby Food Jars

#### DAISY ROOM

- \* Diaper disposal bags or doggie bags
- \* Book - The Very Hungry Caterpillar