

**PHYSIO  
CONTROL**



# **LIFEPAK<sup>®</sup> 15** MONITOR/DEFIBRILLATOR

For Hospitals



LIFEPAK® 15 MONITOR/DEFIBRILLATOR

In any area of the hospital, the most advanced emergency response monitor/defibrillator sets new standards in innovation, operation and toughness.



## The LIFEPAK 15 monitor/defibrillator delivers.


Physio-Control defibrillators have set the standard for over 55 years, and the latest version of the LIFEPAK 15 monitor raises the bar. As our most advanced emergency response monitor/defibrillator, the LIFEPAK 15 device offers sophisticated clinical technologies and operational effectiveness with a rich array of features—like the most powerful escalating energy available (up to 360J), advanced monitoring parameters, and a completely upgradable platform. At the same time, it's tough enough to stand up to your most challenging environments.

A LIFEPAK device never stands on its own—and the LIFEPAK 15 monitor is no different. Physio-Control is committed to providing complete solutions for any area of the hospital.

*Our products have helped save tens of thousands of lives. We're proud to continue this work with the LIFEPAK 15 monitor/defibrillator.*

# The new standard in clinical innovation.

The pioneer in portable defibrillation and monitoring technology, Physio-Control is committed to improving technologies and devices—such as the powerful LIFEPAK 15 monitor/defibrillator.



### Advanced monitoring parameters

With more monitoring capabilities than any other monitor/defibrillator, the 15 gives you EtCO<sub>2</sub> with continuous waveform capture\*. Masimo® Rainbow® technology helps you detect hard-to-diagnose conditions and improve patient care with noninvasive monitoring of carbon monoxide, SpO<sub>2</sub> and methemoglobin. In addition, the 15 now offers temperature monitoring—and like other data, you can transmit it to other systems, trend it, or display for post-event review in CODE-STAT™ data review software.



### Advanced support for treating cardiac patients

Not only can you easily acquire a pre-medication 12-lead ECG, you can also rely on the LIFEPAK 15 monitor/defibrillator to continuously monitor all 12 leads in the background and alert you to changes using the ST-Segment Trending feature. The 15 also works seamlessly with the web-based LIFENET System, so you can automatically share critical patient data with multiple patient care teams throughout a region in real time.

### Full energy up to 360 joules, for every patient who needs it

The LIFEPAK 15 monitor/defibrillator features 360J biphasic technology, which gives you the option of escalating your energy dose up to 360J for difficult-to-defibrillate patients. Why is this necessary? Recent studies have shown that refrillation is common among VF cardiac arrest patients and that defibrillation of recurring episodes of VF is increasingly difficult. Another recent randomized controlled clinical trial shows the rate of VF termination was higher with an escalating higher energy regimen of 200J and over.<sup>1</sup>

### Proven CPR guidance and post event review

The CPR Metronome in the LIFEPAK 15 monitor uses audible prompts to guide you without distracting vocal critique. A metronome has been a feature that has demonstrated to help you perform compressions and ventilations within the recommended range of the 2010 AHA Guidelines. Post-event review of CPR data and delivering feedback to the team has been shown to be effective in improving CPR quality in both hospital and out-of-hospital.<sup>2,3,4</sup> And by transmitting code data directly to CODE-STAT Data Review software, QA/QI personnel can review CPR statistics and provide training and feedback where it is most needed.

Post-event review of CPR data and delivering feedback to the team has been shown to be effective in improving CPR quality in both hospital and out-of-hospital.<sup>2,3,4</sup>



LIFEPAK® 15 MONITOR/DEFIBRILLATOR





# The new standard in operational effectiveness.

Flexible, connected and easy to use, the LIFEPAK 15 monitor/defibrillator was designed based on the feedback and needs of people like you.

---

## Upgradable platform

All LIFEPAK products are built as platforms, which means they are flexible enough to adapt to evolving protocols and new guidelines, and can be upgraded as you're ready to deliver new therapies. With more processing power and speed, the LIFEPAK 15 is designed to grow as your needs change, helping you avoid costly premature replacements.

---

## Flexible power options

Choose between external worldwide AC or DC power, or use the latest Lithium-ion dual battery technology for up to six hours of power. The LIFEPAK 15 monitor's two-battery system requires no maintenance or conditioning, and allows you to charge batteries in the device.

---

## Data connectivity

The 15 collects code summaries and equipment status data along with critical clinical information as you treat patients. Using LIFENET Connect, part of the LIFENET System data network, the code summaries can be sent directly to your quality improvement team for review with CODE-STAT Data Review Software. Your equipment manager can also view equipment status on the LIFENET System 5.0 using LIFENET Asset and alert you to any potential issues.

---

## Attention to detail

The LIFEPAK 15 is designed for easy, intuitive use, which you can see through finishing touches such as an ergonomic handle, larger SPEED DIAL for easy selection, and an easy-to-clean keypad.

---

## Dual-mode LCD screen with SunVue™ display

Switch from full-color to high-contrast SunVue mode with a single touch for the best full-glare view in the industry. A large screen (8.4 inches diagonally) and full-color display provide maximum viewability from all angles.

---

Code summaries can be sent directly to your quality improvement team for review with CODE-STAT Data Review Software.

# The new standard in toughness.

The 15 is LIFEPAK TOUGH, with improved ruggedness, portability and durability you can rely on.

---

## **Toughened inside and out**

We heard from medical professionals that they wanted a more durable device—so we added a shock-absorbing handle, a double-layer screen that can withstand severe bumps and falls, and redesigned cable connections that lock tight for confident monitoring and therapy delivery. The 15 is the only device rated to withstand a 30" fall from bed height or a drop in transit.

---

## **Easy to clean**

Industry-leading IP44 rating protects against fluids and substances, and exterior case and keypads are designed to help you meet requirements.

---

## **Unmatched field service**

The unit's self-checking feature alerts our service team if the device needs attention, so you know it's ready when you need it. Our on site maintenance and repair, access to original manufacturer parts, and highly trained, experienced service representatives give you the peace of mind that your LIFEPAK 15 will be ready when you need it.\*

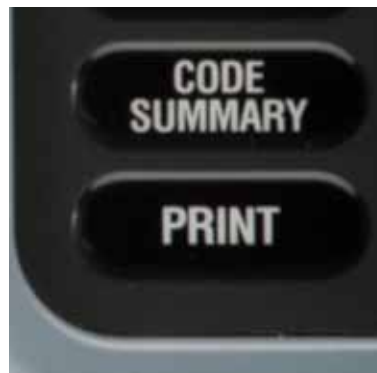
---



AC Power Adapter



LIFEPAK TOUGH™



CODE SUMMARY™ critical event record

\* A variety of customized service options are available.

## LIFEPAK<sup>®</sup> 15 MONITOR/DEFIBRILLATOR

The latest Lithium-ion battery technology and dual battery system allows for nearly six hour run time, automatic switching between external power and batteries, and an approximate two-year replacement cycle.


ST-Trend Tracking and 12-lead ECG transmissions via the LIFENET System makes the LIFEPAK 15 monitor/defibrillator a vital part of decreasing Door-to-Balloon (D2B) response times.

Integrated Carbon Monoxide and Methemoglobin monitoring.

Quickly collect and access patient and CPR performance data.

On-screen temperature display in either Celsius or Fahrenheit.

Large screen with high resolution for maximum viewability in any setting.



*Ergonomically designed handle has built-in shock absorbers for cushion and fits two gloved hands for easy pass off.*

*CPR Metronome is a proven technology that actively guides users to a consistent compression rate without the need for extra external hardware.*

*Integrated Oridion EtCO<sub>2</sub> provides waveform ranges as low as 0–20 mmHg to help identify ROSC or gauge CPR quality, consistent with the AHA guidelines.*

*Redesigned cable connector gives you the confidence for secure therapy delivery.*

## The LIFEPAK 15 monitor/defibrillator at a glance.

For more than 55 years, Physio-Control has been developing technologies and designing devices that are legendary among first response professionals, clinical care providers and the community.



## A legacy of trust.

Since we were founded in 1955, Physio-Control has been giving medical professionals around the world legendary quality and constant innovation. Our LIFEPAK devices have been carried to the top of Mount Everest. They've been launched into orbit on the International Space Station. And you'll find more than half a million units in use today on fire rescue rigs, ambulances and hospital crash carts worldwide.

We are inspired and informed by the rescuers who choose our products to save lives. The knowledge gained from working with some of the world's largest EMS organizations helps us constantly improve clinical standards and durability.

Today, we continue our legacy of innovation with leading new technologies that improve patient care. Our 360J biphasic technology gives patients the best chance at survival. Our secure, web-based flow of ECG data helps improve STEMI patient outcomes. And our carbon monoxide monitoring helps catch the number one cause of poisoning deaths.

From the streets to the emergency room to the administrative office, we offer a full suite of solutions that range from code response to quality control analysis. And even as we bring groundbreaking products to the market, some things don't change. As always, when you choose our products, you don't just get a device. You also get the most comprehensive warranty in the business, industry-leading technical service, and a partner with over 55 years of experience in emergency care.

*For more information about the LIFEPAK 15 monitor/defibrillator—and how it can help you do what you do best—please contact your local Physio-Control representative or visit **[www.physio-control.com](http://www.physio-control.com)**.*

# Physio-Control Continuum of Care

## Defibrillators/Monitors

---



LIFEPAK CR® Plus  
Automated External Defibrillator



LIFEPAK® 1000  
Defibrillator



LIFEPAK® 20e  
Defibrillator/Monitor

---

### **LIFEPAK CR® Plus Automated External Defibrillator**

Featuring the same advanced technology trusted by emergency medical professionals—yet simple to use—the LIFEPAK CR Plus AED is designed specifically for the first person to respond to a victim of sudden cardiac arrest. Unlike AEDs with complex prompts and limited energy for defibrillation, the fully automatic LIFEPAK CR Plus AED combines an easy two-step operation, just the right level of guidance, and the capability to escalate to 360 joules when needed.

### **LIFEPAK® 1000 Defibrillator**

The LIFEPAK 1000 Defibrillator is a powerful and compact device designed to treat cardiac arrest patients and provide continuous cardiac monitoring capabilities. Built-in flexibility allows the 1000 to be programmed for use by first responders or professionals and enables care providers to change protocols as standards of care evolve. A large, intuitive screen displays graphics and ECG readings that are clear and easy to read from any angle and in bright sunlight. The most rugged AED in the LIFEPAK fleet, you can carry the 1000 with confidence into the harshest environments.

### **LIFEPAK® 20e Defibrillator/Monitor**

Building on the design of its predecessor, the LIFEPAK 20e defibrillator/monitor is compact, light-weight and easy to rush to the scene or use during transport. The 20e is highly intuitive to use, putting early, effective defibrillation into the hands of first responders. The 20e skillfully combines AED function with manual capability so that ACLS-trained clinicians can quickly and easily deliver advanced therapeutic care. Clinically advanced and packed with power, the 20e uses Lithium-ion battery technology that provides extended operating time for transporting patients from one area of the hospital to another and includes ADAPTIV™ biphasic technology up to 360 joules.

## CPR Assistance

---



LUCAS™ Chest  
Compression System

## Information Management

---



LIFENET® System / CODE-STAT™ Data Review Software

### **LUCAS™ Chest Compression System**

Designed to provide effective, consistent and uninterrupted compressions according to AHA Guidelines, LUCAS can be used on adult patients in out-of-hospital and hospital settings. Maintaining high-quality hands-free compressions frees responders to focus on other lifesaving therapies and enables them to wear seatbelts during transport. Available in both air-powered and the newer battery-powered version.

### **LIFENET® System**

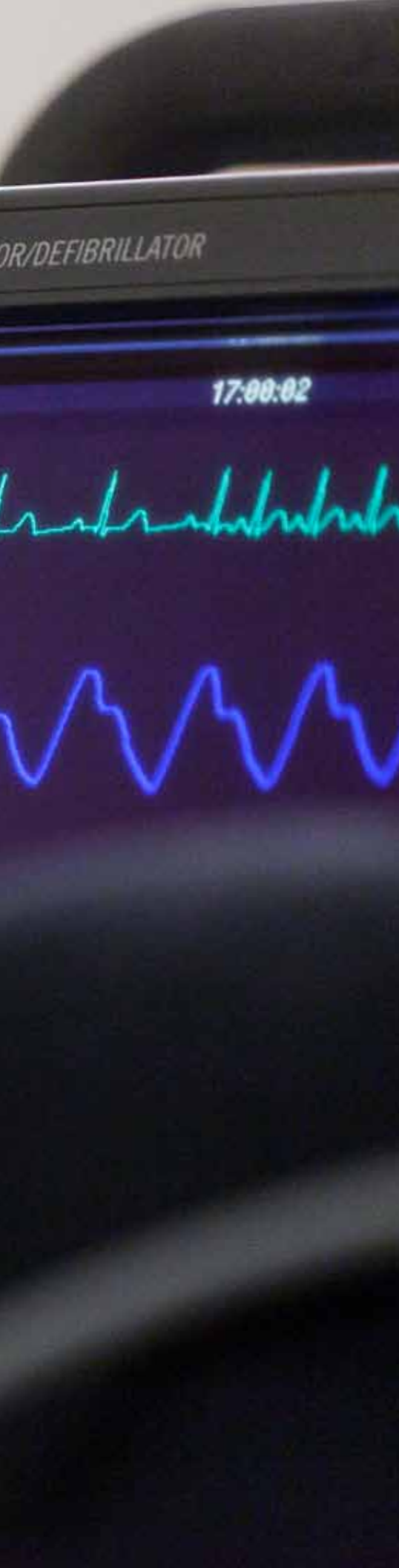
The LIFENET System provides EMS and hospital care teams with reliable, quick access to clinical information helping to improve patient care flow and operational efficiency. The LIFENET System provides a reliable and secure web-based platform linking care teams with critical information for emergent patient data and post-event review. From providing an advanced alert of an incoming patient, to reviewing post-event data, to tracking assets, the LIFENET System is the most comprehensive system on the market today.

### **CODE-STAT™ Data Review Software**

CODE-STAT software is a powerful tool to improve your resuscitation system. Measuring performance, providing feedback, enabling peer-review and identifying areas for improvement make CODE-STAT software a critical component to improving EMS and Hospital care teams' performance. Features such as multiple continuous waveform capture and CPR interval reporting take post-event review to another level, helping to improve patient care and outcomes.

**LIFEPAK® 15** MONITOR/DEFIBRILLATOR





## SPECIFICATIONS

### GENERAL

The LIFEPAK 15 monitor/defibrillator has six main operating modes:

**AED Mode:** for automated ECG analysis and a prompted treatment protocol for patients in cardiac arrest.

**Manual Mode:** for performing manual defibrillation, synchronized cardioversion, noninvasive pacing, and ECG and vital sign monitoring.

**Archive Mode:** for accessing stored patient information.

**Setup Mode:** for changing default settings of the operating functions.

**Service Mode:** for authorized personnel to perform diagnostic tests and calibrations.

**Demo Mode:** for simulated waveforms and trend graphs for demonstration purposes.

### PHYSICAL CHARACTERISTICS

#### Weight:

Basic monitor/defibrillator with new roll paper and two batteries installed: 8.6 kg (18.9 lb)

Fully featured monitor/defibrillator with new roll paper and two batteries installed: 9.1 kg (20.1 lb)

**Lithium-ion battery:** 0.59 kg (1.3 lb)

**Accessory Bags and Shoulder Strap:** 1.77 kg (3.9 lb)

**Standard (hard) Paddles:** 0.95 kg (2.1 lb)

**Height:** 31.7 cm (12.5 in)

**Width:** 40.1 cm (15.8 in)

**Depth:** 23.1 cm (9.1 in)

### DISPLAY

**Size (active viewing area):** 212 mm (8.4 in) diagonal; 171 mm (6.7 in) wide x 128 mm (5.0 in) high

**Resolution:** display type 640 dot x 480 dot color backlit LCD

**User Selectable Display Mode:** full color or SunVue™ display high contrast

**Display:** a minimum of 5 seconds of ECG and alphanumerics for values, device instructions, or prompts

**Display:** up to three waveforms

**Waveform Display Sweep Speed:** 25 mm/sec for ECG, SpO<sub>2</sub>, IP, and 12.5 mm/sec for CO<sub>2</sub>

### DATA MANAGEMENT

The device captures and stores patient data, events (including waveforms and annotations), and continuous waveform and patient impedance records in internal memory.

The user can select and print reports, and transfer the stored information via supported communication methods.

#### Report Types:

- Three format types of CODE SUMMARY™ critical event record: short, medium, and long
- 12-lead ECG with STEMI statements
- Continuous Waveform (transfer only)
- Trend Summary
- Vital Sign Summary
- Snapshot

**Memory Capacity:** Total capacity is 360 minutes of continuous ECG, 90 minutes of continuous data from all channels, or 400 single waveform events.

Maximum memory capacity for a single patient includes up to 200 single waveform reports and 90 minutes of continuous ECG.

### COMMUNICATIONS

The device is capable of transferring data records by wired or wireless connection. This device complies with Part 15 of the FCC rules, and its operation is subject to the following two conditions: (1) this device may not cause harmful interference, and (2) this device must accept any interference received,

including interference that may cause undesired operation.

Serial Port RS232 communication + 12V available

Limited to devices drawing maximum 0.5 A current

Bluetooth® technology provides short-range wireless communication with other Bluetooth-enabled devices

### MONITOR

#### ECG

**ECG is monitored via several cable arrangements:**

A 3-wire cable is used for 3-lead ECG monitoring.

A 5-wire cable is used for 7-lead ECG monitoring.

A 10-wire cable is used for 12-lead ECG acquisition. When the chest electrodes are removed, the 10-wire cable functions as a 4-wire cable.

Standard paddles or QUIK-COMBO® pacing/defibrillation/ECG electrodes are used for paddles lead monitoring.

#### Frequency Response:

Monitor: 0.5 to 40 Hz or 1 to 30 Hz

Paddles: 2.5 to 30 Hz

12-lead ECG diagnostic: 0.05 to 150 Hz

#### Lead Selection:

Leads I, II, III, (3-wire ECG cable)

Leads I, II, III, AVR, AVL, and AVF acquired simultaneously (4-wire ECG cable)

Leads I, II, III, AVR, AVL, AVF, and C lead acquired simultaneously (5-wire ECG cable)

Leads I, II, III, AVR, AVL, AVF, V1,V2,V3,V4,V5, and V6 acquired simultaneously (10-wire ECG cable)

**ECG size:** 4, 3, 2.5, 2, 1.5, 1, 0.5, 0.25 cm/mV (fixed at 1 cm/mV for 12-lead)

#### Heart Rate Display:

20–300 bpm digital display

Accuracy: ±4% or ±3 bpm, whichever is greater

QRS Detection Range Duration: 40 to 120 msec

Amplitude: 0.5 to 5.0 m

**Common Mode Rejection (CMRR):** ECG Leads: 90 dB at 50/60 Hz

#### SpO<sub>2</sub>/SpCO/SpMet

##### Sensors:

MASIMO® sensors including RAINBOW™ sensors

NELLCOR® sensors when used with the MASIMO RED™ MNC adapter

#### SpO<sub>2</sub>

**Displayed Saturation Range:** “<50” for levels below 50%; 50 to 100%

**Saturation Accuracy:** 70–100% (0–69% unspecified)

##### Adults/Pediatrics:

±2 digits (during no motion conditions)

±3 digits (during motion conditions)

Dynamic signal strength bar graph

Pulse tone as SpO<sub>2</sub> pulsations are detected

**SpO<sub>2</sub> Update Averaging Rate User selectable:** 4, 8, 12 or 16 seconds

**SpO<sub>2</sub> Sensitivity User selectable:** Normal, High

**SpO<sub>2</sub> Measurement:** Functional SpO<sub>2</sub> values are displayed and stored

**Pulse Rate Range:** 25 to 240 bpm

##### Pulse Rate Accuracy (Adults/Pediatrics):

±3 digits (during no motion conditions)

±5 digits (during motion conditions)

Optional SpO<sub>2</sub> waveform display with autogain control

#### SpCO®

**SpCO Concentration Display Range:** 0 to 40%

**SpCO Accuracy:** ±3 digits

#### SpMET®

**SpMet Saturation Range:** 0 to 15.0%

**SpMet Display Resolution:** 0.1% up to 10%

**SpMet Accuracy:** ±1 digit

#### NIBP

**Blood Pressure Systolic Pressure Range:** 30 to 255 mmHg

**Diastolic Pressure Range:** 15 to 220 mmHg

**Mean Arterial Pressure Range:** 20 to 235 mmHg

**Units:** mmHg

**Blood Pressure Accuracy:** ±5 mmHg

**Blood Pressure Measurement Time:** 20 seconds, typical (excluding cuff inflation time)

**Pulse Rate Range:** 30 to 240 pulses per minute

**Pulse Rate Accuracy:** ±2 pulses per minute or ±2%, whichever is greater

**Operation Features Initial Cuff Pressure:** User selectable, 80 to 180 mmHg

**Automatic Measurement Time Interval:** User selectable

**Automatic Cuff Deflation Excessive Pressure:** If cuff pressure exceeds 290 mmHg

**Excessive Time:** If measurement time exceeds 120 seconds

#### CO<sub>2</sub>

**CO<sub>2</sub> Range:** 0 to 99 mmHg (0 to 13.2 kPa)

**Units:** mmHg, %, or kPa

##### Respiration Rate Accuracy:

0 to 70 bpm: ±1 bpm

71 to 99 bpm: ±2 bpm

**Respiration Rate Range:** 0 to 99 breaths/minute

**Rise Time:** 190 msec

**Response Time:** 3.3 seconds (includes delay time and rise time)

**Initialization Time:** 30 seconds (typical), 10–180 seconds

**Ambient Pressure:** automatically compensated internally

**Optional Display:** CO<sub>2</sub> pressure waveform

Scale factors: Autoscale, 0–20 mmHg (0–4 Vol%), 0–50 mmHg (0–7 Vol%), 0–100 mmHg (0–14 Vol%)

#### Invasive Pressure

**Transducer Type:** Strain-gauge resistive bridge

**Transducer Sensitivity:** 5µV/V/mmHg

**Excitation Voltage:** 5 Vdc

**Connector:** Electro Shield: CXS 3102A 14S-6S

**Bandwidth:** Digital filtered, DC to 30 Hz (< -3db)

**Zero Drift:** 1 mmHg/hr without transducer drift

**Zero Adjustment:** ±150 mmHg including transducer offset

**Numeric Accuracy:** ±1 mmHg or 2% of reading, whichever is greater, plus transducer error

**Pressure Range:** -30 to 300 mmHg, in six user selectable ranges

#### Invasive Pressure Display

**Display:** IP waveform and numerics

**Units:** mmHg

**Labels:** P1 or P2, ART, PA, CVP, ICP, LAP (user selectable)

#### Temperature

**Range:** 24.8° to 45.2°C (76.6° to 113.4°F)

**Resolution:** 0.1°C

**Accuracy:** ±0.2°C including sensor

**Reusable Temperature Cable:** 5 foot or 10 foot

**Disposable Sensor Types:** Surface–Skin; Esophageal/Rectal

**Trend**

**Time Scale:** Auto, 30 minutes, 1, 2, 4, or 8 hours

**Duration:** Up to 8 hours

**ST Segment:** After initial 12-lead ECG analysis, automatically selects and trends ECG lead with the greatest ST displacement

**Display Choice of:** HR, PR (SpO<sub>2</sub>), PR (NIBP), SpO<sub>2</sub> (%), SpCO (%), SpMet (%), CO<sub>2</sub> (EtCO<sub>2</sub>/FICO<sub>2</sub>), RR (CO<sub>2</sub>), NIBP, IP1, IP2, ST

**ALARMS**

**Quick Set:** Activates alarms for all active vital signs

**VF/VT Alarm:** Activates continuous (CPSS) monitoring in Manual mode

**Apnea Alarm:** Occurs when 30 seconds has elapsed since last detected respiration

**Heart Rate Alarm Limit Range:** Upper, 100–250 bpm; lower, 30–150 bpm

**INTERPRETIVE ALGORITHM**

**12-Lead Interpretive Algorithm:** University of Glasgow 12-Lead ECG Analysis Program, includes AMI and STEMI statements

**PRINTER**

**Prints continuous strip of the displayed patient information and reports**

**Paper Size:** 100 mm (3.9 in)

**Print Speed:** 25 mm/sec or 12.5 mm/sec

Optional: 50 mm/sec time base for 12-lead ECG reports

**Delay:** 8 seconds

**Autoprint:** Waveform events print automatically

**Frequency Response:**

Diagnostic: 0.05 to 150 Hz or 0.05 to 40 Hz

Monitor: 0.67 to 40 Hz or 1 to 30 Hz

**DEFIBRILLATOR**

**Biphasic Waveform:** Biphasic Truncated Exponential

**The following specifications apply from 25 to 200 ohms, unless otherwise specified:**

**Energy Accuracy:** ±1 joule or 10% of setting, whichever is greater, into 50 ohms, ±2 joules or 15% of setting, whichever is greater, into 25-175 ohms.

**Voltage Compensation:** Active when disposable therapy electrodes are attached. Energy output within ±5% or ±1 joule, whichever is greater, of 50 ohms value, limited to the available energy which results in the delivery of 360 joules into 50 ohms.

**Paddle Options:** QUIK-COMBO pacing/defibrillation/ECG electrodes (standard). Cable Length 8 foot long (2.4 m) QUIK-COMBO cable (not including electrode assembly).

Standard paddles (optional)

**Manual Mode**

**Energy Select:** 2, 3, 4, 5, 6, 7, 8, 9, 10, 15, 20, 30, 50, 70, 100, 125, 150, 175, 200, 225, 250, 275, 300, 325, and 360 joules

**Charge Time:** Charge time to 360 joules in less than 10 seconds, typical

**Synchronous Cardioversion:** Energy transfer begins within 60 msec of the QRS peak

**Paddles Lead Off Sensing:** The transition point at which device changes from assuming that QUIK-COMBO electrodes are properly connected to patient to assuming that electrodes are not connected is 300±50 ohms.

**AED Mode**

**Shock Advisory System™ (SAS):** an ECG analysis system that advises the operator if the algorithm detects a shockable or non-shockable ECG rhythm. SAS acquires ECG via therapy electrodes only.

**Shock Ready Time:** Using a fully charged battery at normal room temperature, the device is ready to shock within 20 seconds if the initial rhythm finding is "SHOCK ADVISED"

**Biphasic Output:** Energy Shock levels ranging from 150–360 joules with same or greater energy level for each successive shock

**cprMAX™ Technology:** In AED mode, cprMAX technology provides a method of maximizing the CPR time that a patient receives, with the overall goal of improving the rate of survival of patients treated with AEDs.

**Setup Options:**

– Auto Analyze: Allows for auto analysis. Options are OFF, AFTER 1ST SHOCK

– Initial CPR: Allows the user to be prompted for CPR for a period of time prior to other activity. Options are OFF, ANALYZE FIRST, CPR FIRST

– Initial CPR Time: Time interval for Initial CPR. Options are 15, 30, 45, 60, 90, 120, and 180 seconds.

– Pre-Shock CPR: Allows the user to be prompted for CPR while the device is charging. Options are OFF, 15, 30 seconds.

– Pulse Check: Allows the user to be prompted for a pulse check at various times. Options are ALWAYS, AFTER EVERY SECOND NSA, AFTER EVERY NSA, NEVER

– Stacked Shocks: Allows for CPR after 3 consecutive shocks or after a single shock. Options are OFF, ON

– CPR Time: 1 or 2 User selectable times for CPR. Options are 15, 30, 45, 60, 90, 120, 180 seconds and 30 minutes.

**PACER**

**Pacing Mode:** Demand or non-demand rate and current defaults

**Pacing Rate:** 40 to 170 PPM

**Rate Accuracy:** ±1.5% over entire range

**Output Waveform:** Monophasic, truncated exponential current pulse (20 ±1.5 msec)

**Output Current:** 0 to 200 mA

**Pause:** Pacing pulse frequency reduced by a factor of 4 when activated

**Refractory Period:** 180 to 280 msec (function of rate)

**ENVIRONMENTAL**

**Unit meets functional requirements during exposure to the following environments unless otherwise stated.**

**Operating Temperature:** 0° to 45°C (32° to 113°F); -20°C (-4°F) for 1 hour after storage at room temperature; 60°C (140°F) for 1 hour after storage at room temperature

**Storage Temperature:** -20° to 65°C (-4° to 149°F) except therapy electrodes and batteries

**Relative Humidity, Operating:** 5 to 95%, non-condensing. NIBP: 15 to 95%, non-condensing

**Relative Humidity, Storage:** 10 to 95%, non-condensing

**Atmospheric Pressure, Operating:** -382 to 4,572 m (-1,253 to 15,000 ft). NIBP: -152 to 3,048 m (-500 to 10,000 ft)

**Water Resistance, Operating:** IP44 (dust and splash resistance) per IEC 529 and EN 1789 (without accessories except for 12-lead ECG cable, hard paddles, and battery pack)

**Vibration:** MIL-STD-810E Method 514.4, Propeller Aircraft - category 4 (figure 514.4-7 spectrum a), Helicopter - category 6 (3.75 Grms), Ground Mobile - category 8 (3.14 Grms), EN 1789: Sinusoidal Sweep, 1 octave/min, 10-150 Hz, ±0.15 mm/2 g

**Shock (drop):** 5 drops on each side from 18 inches onto a steel surface EN 1789: 30-inch drop onto each of 6 surfaces

**Shock (functional):** Meets IEC 60068-2-27 and MIL-STD-810E shock requirements 3 shocks per face at 40 g, 6 ms half-sine pulses

**Bump:** 1000 bumps at 15 g with pulse duration of 6 msec

**Impact, Non-operating:** EN 60601-1 0.5 + 0.05 joule impact UL 60601-1 6.78 Nm impact with 2-inch diameter steel ball. Meets IEC62262 protection level IK 04.

**EMC:** EN 60601-1-2:2001 Medical Equipment - General Requirements for Safety - Collateral Standard: Electromagnetic Compatibility - Requirements and Tests EN 60601-2-4:2003: (Clause 36) Particular Requirements for the Safety of Cardiac Defibrillators and Cardiac Defibrillator-Monitors

**Cleaning:** Cleaning 20 times with the following: Quaternary ammonium, isopropyl alcohol, hydrogen peroxide

**Chemical Resistance:** 60 hour exposure to specified chemicals: Betadine (10% Povidone-Iodine solution), Coffee, Cola, Dextrose (5% Glucose solution), Electrode Gel/Paste (98% water, 2% Carbopol 940), HCL (0.5% solution, pH=1), Isopropyl Alcohol, NaCl solution (0.9% solution), Cosmetic discoloration of the paddle well shorting bar shall be allowed following exposure to HCL (0.5% solution).

**POWER**

**Power Adapters:** AC or DC

Power Adapters provide operation and battery charging from external AC or DC power

– Full functionality with or without batteries when connected to external AC/DC

– Typical battery charge time while installed in LIFEPAK 15 device is 190 minutes

– Indicators: external power indicator, battery charging indicator

**Dual battery:** Capability with automatic switching

**Low battery indication and message:** Low battery fuel gauge indication and low battery message in status area for each battery

**Replace battery indication and message:** Replace battery fuel gauge indication, audio tones and replace battery message in the status area for each battery. When replace battery is indicated, device auto-switches to second battery. When both batteries reach replace battery condition, a voice prompt instructs user to replace battery.

**Battery Capacity** For two, new fully-charged batteries, 20°C (68°F)

Operating Mode		Monitoring (minutes)	Pacing (minutes)	Defibrillation (360J discharges)
		Typical	Minimum	Typical
Total Capacity to Shutdown	Typical	360	340	420
	Minimum	340	320	400
Capacity After Low Battery	Typical	21	20	30
	Minimum	12	10	6

**BATTERY**

**Battery Specifications**

**Battery Type:** Lithium-ion

**Weight:** 0.59 kg (1.3 lb)

**Voltage:** 11.1V typical

**Capacity (rated):** 5.7 amp hours

**Charge Time (with fully depleted battery):** 4 hours and 15 minutes (typical)

**Battery indicators:** Each battery has a fuel gauge that indicates its approximate charge. A fuel gauge that shows two or fewer LEDs after a charge cycle indicates that the battery should be replaced.

**Charging Temperature Range:** 0° to 50°C (32° to 122°F)

**Operating Temperature Range:** 0° to 50°C (32° to 122°F)

**Short Term (<1 week) Storage Temperature Range:** -20° to 60°C (-4° to 140°F)

**Long Term (>1 week) Storage Temperature Range:** 20° to 25°C (68° to 77°F)

**Operating and Storage Humidity Range:** 5 to 95% relative humidity, non-condensing

## REFERENCES

- 1 Stiell IG, Walker RG, Nesbitt LP, et al. Biphasic Trial: A randomized comparison of fixed lower versus escalating higher energy levels for defibrillation in out-of-hospital cardiac arrest. *Circulation*. 2007;115:1511-1517.
- 2 Edelson DP, Litzinger B, Arora V, et al. Improving in-hospital cardiac arrest process and outcomes with performance debriefing. *Arch Intern Med*. 2008;168:1063-1069.
- 3 Olasveengen TM, Wik L, Kramer-Johansen J, et al. Is CPR quality improving? A retrospective study of out-of-hospital cardiac arrest. *Resuscitation*. 2007;75:260-266.
- 4 Fletcher D, Galloway R, Chamberlain D, et al. Basics in advanced life support: A role for download audit and metronome. *Resuscitation*. 2008;78:127-134.

**\*All claims valid as of March 2011.**

**For further information please contact your local Physio-Control representative or visit our website at [www.physio-control.com](http://www.physio-control.com)**



**Physio-Control Headquarters**  
11811 Willows Road NE  
Redmond, WA 98052  
[www.physio-control.com](http://www.physio-control.com)

*Customer Support*  
P. O. Box 97006  
Redmond, WA 98073  
Toll Free 800 442 1142  
Fax 800 426 8049

**Physio-Control Canada**  
Medtronic of Canada, Ltd.  
99 Hereford Street  
Brampton, ON  
L6Y 0R3  
Tél 888 879 0977  
Fax 866 430 6115



**Physio-Control, Inc., 11811 Willows Road NE, Redmond, WA 98052 USA**