



INNO-TDS®

Transdermal Delivery System

LINE AND  
PROTOCOLS



professional use

Innovation  
from  
experience



 INNOAESTHETICS



## Contents

---

# LINE AND PROTOCOLS

---

## AESTHETICS

---

### Face

---

#### Treatments

---

##### Rejuvenation

---

INNO-TDS® DNA PEPT-HA	7
INNO-TDS® Matrix	8
INNO-TDS® Restructurer	9
INNO-TDS® Fill Up	10
INNO-TDS® TIGF	11

---

##### Moisturizing

---

INNO-TDS® Hyaluronic Acid	12
---------------------------	----

---

##### Fat Reduction

---

INNO-TDS® Face Nade	13
---------------------	----

---

#### Treatments Face & Body

---

##### Anti-flaccidity

---

INNO-TDS® Firming	13
-------------------	----

---

##### Rejuvenation

---

INNO-TDS® Vitamin Complex	15
---------------------------	----

---

Application techniques	16-17
------------------------	-------

---

Protocols	18-19
-----------	-------

---

## Body

---

### Treatments

---

#### Cellulite and/or Localized adiposity

---

INNO-TDS® Draining PPC	20
INNO-TDS® Slimming	21
INNO-TDS® Cynara Plus+	22

---

Application techniques	23
------------------------	----

---

Protocols	24-25
-----------	-------

---

## Specific

---

### Treatment

---

INNO-TDS® Hyaluronidase	26
-------------------------	----

---

Application technique	27
-----------------------	----

---

Protocols	28-29
-----------	-------

---

## PATHOLOGIES

---

### Treatments

---

#### Acne

---

INNO-TDS® AKN-ID	31
------------------	----

---

#### Alopecia

---

INNO-TDS® Hair Loss control	32
-----------------------------	----

---

INNO-TDS® Hair Vital	33
----------------------	----

---

Application techniques	34-35
------------------------	-------

---

Protocols	36-37
-----------	-------

---

# INNO-TDS®













## Transdermal Delivery System

INNO-TDS® formulations have been conceived for transdermal delivery by the skin care professionals. Currently, many different application techniques can be used for transdermal drug delivery.

They allow the various active ingredients to pass through the stratum corneum and reach the deeper layers of the skin.

Active ingredients are released into the target area rapidly but in a gentle manner with no side-effects. TDS formulations are made without preservatives and are completely pure and sterile.

	FREE RADICAL PREVENTION		RESTRUCTURING		ADIPOSIY HLD (Cellulite)
	ANTI-AGEING		TONING		MOISTURIZING
	ACNE		BRIGHTENING		FIRMING
	ALOPECIA				

## **Aesthetic Treatments**

INNO-TDS® offers solutions to prevent and treat all the signs of skin aging and the most common body concerns.

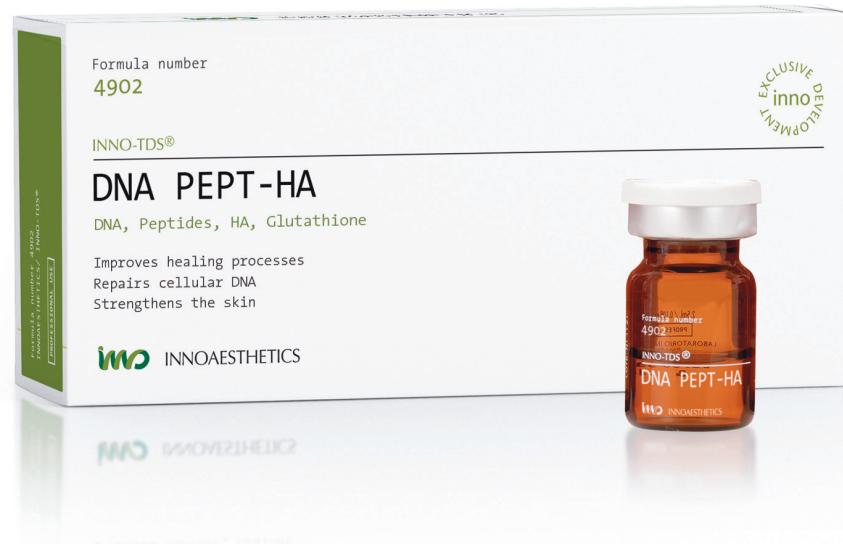
INNO-TDS®

Rejuvenation treatments

# DNA PEPT-HA

Dermal reconstruction  
for connective tissue recovery.

## INDICATIONS



## Indications

- Improves healing processes.
- Repairs cellular DNA.
- Strengthens the skin.
- Enhances dermal density.

## Active Ingredients

DNA, Peptide complex, HA, Glutathione.

## Mechanism of Action

The synergistic action of its ingredients stimulates the replacement of type III collagen which, as a fibronoid material that allows cell migration, restores skin physiological balance and effectively reconstructs the tissues.

## Homecare Treatments

### 1. INNO-DERMA® Skin Repair

Intense skin recovery cream.

Apply in the morning for 2 months.

### 2. INNO-CAPS® Age Control

Anti-aging supplement.

1 tablet per day, preferably with meals.  
2-3 months.

### 3. INNO-DERMA® Age Rescue

Intense treatment for skin rejuvenation.

Apply at night for 2-3 months.



## Presentation

4 vials of 2,5 ml.



## Minimum number of sessions

4



## Time between sessions

7 to 15 days



## pH of the product

6.5 - 7.5



## Osmolarity

260-340 mOsmol/Kg

# MATRIX

Intense dermal revitalization.

## INDICATIONS



## Indications

- Stimulates metabolic activity.
- Intensively revitalizes the skin.
- Attenuates fine lines and wrinkles.

## Active Ingredients

Pyruvic Acid, Silicium, Hyaluronic Acid, Zinc.

## Mechanism of Action

Promotes the production of tropocollagen and regulates the synthesis of the elements involved in skin nutrition, restoring the extracellular matrix.

## Homecare Treatments

### 1. INNO-DERMA® EPIGEN Age Perfection Serum

Anti-aging concentrated serum.  
Apply in the morning for 2-3 months.

### 2. INNO-DERMA® EPIGEN Urban Day Cream

SFP 20 day cream that protects the skin from external aggressions.  
Apply over the serum in the morning.

### 3. INNO-CAPS® Age Control

Anti-aging supplement.  
1 tablet per day preferably with meals.  
2-3 months.

### 4. INNO-DERMA® Age Rescue

Intense treatment for skin rejuvenation.  
Apply at night for 2-3 months.



Presentation  
10ml



Minimum number  
of sessions  
4



Time between sessions  
7 days



pH of the product  
6.5 - 7.5



Osmolarity  
260-340 mOsmol/Kg





INNO-TDS®

Rejuvenation treatments

# RESTRUCTURER

Powerful antioxidant  
and skin brightening.

## INDICATIONS



## Indications

- Free radical scavenger.
- Prevents cell oxidation.
- Improves the signs of aging.
- Balances uneven pigmentation.

## Active Ingredients

Ascorbic Acid, Glutathione, Superoxide dismutase, Lipoic Acid, Hyaluronic Acid.

## Mechanism of Action

Prevents oxidative stress and controls free radical formation.

## Homecare Treatments

### 1. INNO-DERMA® EPIGEN Antiox Serum

Antioxidant and detoxifying serum.  
Apply in the morning for 2-3 months.

### 2. INNO-DERMA® EPIGEN Urban Day Cream

SFP 20 day cream that protects the skin from external aggressions.  
Apply over the serum in the morning.

### 3. INNO-CAPS® Age Control

Anti-aging supplement.  
1 tablet per day preferably with meals.  
2-3 months.

### 4. INNO-DERMA® Dark Spot Eraser

Lightening treatment.  
Apply at night for 2-3 months.



Presentation  
25ml



Minimum number  
of sessions  
4



Time between sessions  
7 days



pH of the product  
6.0 - 7.0



Osmolarity  
260-340 mOsmol/Kg

# FILL UP

Solution for dermal redensification.



## INDICATIONS



### Indications

- Filling effect.
- Increases dermal thickness.
- Improves skin firmness.

### Active Ingredients

Hyaluronic Acid, Glycerol, DMAE, Mannitol, Panthenol.

### Mechanism of Action

Its actives work in synergy to improve skin density, turgor, tone and elasticity, effectively attenuating fine lines and wrinkles.

### Homecare Treatments

#### 1. INNO-DERMA® EPIGEN Age Perfection Serum

Anti-aging concentrated serum.  
Apply in the morning for 2-3 months.

#### 2. INNO-DERMA® EPIGEN Urban Day Cream

SFP 20 day cream that protects the skin from external aggressions.  
Apply over the serum in the morning.

#### 3. INNO-CAPS® Age Control

Anti-aging supplement.  
1 tablet per day preferably with meals.  
2-3 months.

#### 4. INNO-DERMA® Age Rescue

Intense treatment for skin rejuvenation.  
Apply at night for 2-3 months.



Presentation

10ml



Minimum number of sessions

3



Time between sessions

30 days



pH of the product

7.0 - 7.5



Osmolarity

260-340 mOsmol/Kg



INNO-TDS®

Rejuvenation treatments

# TIGF

Growth factor induced therapy.



## INDICATIONS



## Indications

- Growth factor stimulation.
- Cellular micro-nutrition.
- Increases the synthesis of collagen.

## Active Ingredients

Glycine, Proline, Lysine, Cysteine, Glutamic Acid, Vitamin C.

## Mechanism of Action

Nourishment of the fibroblasts that optimizes skin repair and revitalization providing the essential elements for skin proper construction. Re-establishes cell-to-cell communication.



Presentation

10ml



Minimum number of sessions

6



Time between sessions

15 days



pH of the product

6.0 - 7.0



Osmolarity

260-340 mOsmol/Kg

## Homecare Treatments

### 1. INNO-DERMA® EPIGEN Age Perfection Serum

Anti-aging concentrated serum.

Apply in the morning for 2-3 months.

### 2. INNO-DERMA® EPIGEN Urban Day Cream

SFP 20 day cream that protects the skin from external aggressions.

Apply over the serum in the morning.

### 3. INNO-CAPS® Age Control

Anti-aging supplement.

1 tablet per day preferably with meals.  
2-3 months.

### 4. INNO-DERMA® Age Rescue

Intense treatment for skin rejuvenation.

Apply at night for 2-3 months.



INNO-TDS®

Moisturizing treatment

# HYALURONIC ACID

Extreme skin hydration.



## INDICATIONS



## Indications

- Intensively hydrates the skin.
- Powerful anti-aging effect.
- Improves skin texture.

## Active Ingredients

Hyaluronic Acid.

## Mechanism of Action

HA promotes skin hydration, improves fibroblast activity and restores glycosaminoglycans levels lost with aging.

## Homecare Treatments

### 1. INNO-DERMA® EPIGEN Antiox Serum

Antioxidant concentrated serum.  
Apply in the morning for 2-3 months.

### 2. INNO-DERMA® EPIGEN Urban Day Cream

SFP 20 day cream that protects the skin from external aggressions.  
Apply over the serum in the morning.

### 3. INNO-CAPS® Age Control

Anti-aging supplement.  
1 tablet per day preferably with meals.  
2-3 months.

### 4. INNO-DERMA® Age Rescue

Intense treatment for skin rejuvenation.  
Apply at night for 2-3 months.



Presentation

10ml



Minimum number of sessions

3



Time between sessions

15 days



pH of the product

7.0 - 7.5



Osmolarity

260-340 mOsmol/Kg

INNO-TDS®

Fat Reduction treatment

# FACE NADE

Facial contour redefinition.



## INDICATIONS



### Indications

- Facial fat.
- Loss of facial contours.
- Obesity located in double chin.

### Active Ingredients

Carnitine, Cynara, Melilotus, Tyrosine, Lecithin, Troxerutin.

### Mechanism of Action

Combination of actives that favors lipolysis of facial adipocytes and inhibits lipogenesis, improving lymphatic drainage while reinforcing skin structure, thus reshaping the facial contour.



**Presentation**  
4 vials of 2,5 ml.



**Minimum number of sessions**  
4



**Time between sessions**  
7 days



**pH of the product**  
7.0 - 8.0



**Osmolarity**  
260-340 mOsmol/Kg

INNO-TDS®

Antiflaccidity treatment

# FIRMING

Strengthens the elastic fibers to prevent and firm facial and body sagging skin.



## INDICATIONS



### Indications

- Flaccidity.
- Facial and body sagging skin.
- Loss of skin elasticity.

### Active Ingredients

DMAE, Silicium, Thiocctic Acid, Acetyl Cysteine.

### Mechanism of Action

Increases the contraction of the dermal fibers improving skin elasticity and protects cell membranes against free radical damage. Firms and tightens the skin.



Presentation  
25ml



Minimum number of sessions  
6



Time between sessions  
7 days



pH of the product  
5.0 - 5.5



Osmolarity  
260-340 mOsmol/Kg

## Homecare Treatments

### FACE

#### 1. INNO-DERMA® EPIGEN Age Perfection Serum

Apply in the morning for 2-3 months.

#### 2. INNO-DERMA® EPIGEN Urban Day Cream

Apply in the morning.

#### 3. INNO-DERMA® Age Rescue

Apply at night.

### BODY

#### 1. INNO-DERMA® EPIGEN Body Contour

Body slimming, firming and remodeling cream. Apply every day for 3 months.



FACE

BODY

INNO-TDS®

Rejuvenation treatments

# VITAMIN COMPLEX

Restores and boosts skin cell metabolism.



## INDICATIONS



### Indications

- Cell function optimization.
- Restores skin structure.
- Cell proliferation.

### Active Ingredients

Stabilised Vitamins, Minerals, Amino acids, Co-enzymes, Hyaluronic Acid.

### Mechanism of Action

Combination of micronutrients that ensure optimal function at cellular level and effectively nourish the skin.



### Presentation

25ml



### Minimum number of sessions

4



### Time between sessions

7 days



### pH of the product

6.5 - 7.5



### Osmolarity

260-340 mOsmol/Kg

## Homecare Treatments

### FACE

#### 1. INNO-DERMA® EPIGEN Antiox Serum

Apply in the morning.

#### 2. INNO-DERMA® EPIGEN Urban Day Cream

Apply in the morning.

#### 1. INNO-DERMA® Age Rescue

Apply at night.

### BODY

#### 1. INNO-DERMA® EPIGEN Keratoderm

Powerful body moisturizer for keratosis and dry skin. Apply daily on clean and dry skin for 2-3 months.

## HAIR

#### 1. INNO-CAPS® Hair

Supplement for hair loss. 2 tablets per days preferably with meals. 6 months.



INNO-TDS®

## APPLICATION TECHNIQUES

All products can be applied with napagge technique, which can be used alone or combined with other techniques.



▶ NAPPAGE	
2 - 3 mm apart.	⋮

Depth: 2 mm Dosage: 0,01 to 0,02 ml	
POINT BY POINT ◀	
●	1 cm apart.

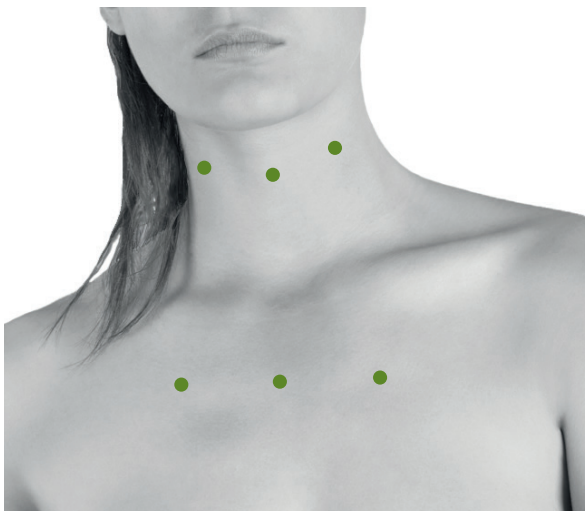




INNO-TDS®

## APPLICATION TECHNIQUES

Depth: 1 mm Dosage: 0,01 a 0,02 ml	
POINT BY POINT LOWER EYELID	
1 cm apart.	●



Depth: 2 mm Dosage: 0,01 to 0,02 ml	
MICRO-PAPULAR NECK AND NECKLINE	
●	2 cm apart.

# FACIAL PRODUCTS

## APPLICATION

### Protocols

PRODUCT	DEPTH OF APPLICATION	APPLICATION TECHNIQUE	DISTANCE BETWEEN POINTS
DNA PEPT-HA	2 mm	Point by point Nappage	1 to 1,5 cm
MATRIX	2 mm	Point by point Nappage	1 to 1,5 cm
RESTRUCTURER	2 mm	Point by point Nappage	1 to 1,5 cm
FILL UP	2 mm	Linear retro-tracing technique	10 mm
		Micro-papular Nappage	2 to 3 cm
TIGF	2 mm	Point by point Nappage	1 to 1,5 cm
VITAMIN COMPLEX	2 mm facial	Point by point Nappage	1 cm
	3 mm body		
HYALURONIC ACID	2 mm	Point by point	1 to 1,5 cm
		Micro-papular Nappage	2 to 3 cm
FACE NADE	4 mm	Point by point	1 cm
FIRMING	2 mm	Point by point in face	1 to 1,5 cm
		Micro-papular neck and neckline	2 to 3 cm
		Nappage	

VOLUME PER INJECTION	TOTAL VOLUME INJECTED BY SESSION	FREQUENCY AND NUMBER OF SESSIONS	FOLLOW-UP
0,01 to 0,02 ml	1,5 to 2 ml	1 session every 15 days (4 sessions)	1 per 21 days (2 sessions)
0,01 to 0,02 ml	1,5 to 2 ml	1 session every 15 days (4 sessions)	1 per 21 days (2 sessions)
0,01 to 0,02 ml	1,5 to 2 ml	1 per week (3 sessions)	1 session every 15 days (3 sessions)
0,01 ml	3 ml	1 per week (3 sessions)	1 per 21 days (2 sessions)
0,05 ml	3 ml	1 session every 15 days (3 sessions)	1 per 21 days (2 sessions)
0,01 to 0,02 ml	1,5 to 2 ml	1 per week (4 sessions)	1 session every 15 days (3 to 4 sessions)
0,01 to 0,02 ml	1,5 to 2 ml facial 5 ml corporal	1 per week (4-8 sessions)	1 every 15 days (2 sessions)
0,01 to 0,02 ml	1,5 to 2 ml	1 per week (3 sessions)	1 session every 15 days (3 sessions)
0,05 ml	3 ml	1 session every 15 days (4 sessions)	1 per 21 days (2 sessions)
0,01 ml	2,5 ml	1 per week (4 sessions)	Not necessary
0,01 to 0,02 ml	1,5 to 2 ml	1 per week (6 sessions)	1 session every 15 days (2 sessions)
0,05 ml	3 ml	1 per week (4 sessions)	1 session every 15 days (2 sessions)

INNO-TDS®

Cellulite and/or Localized adiposity treatments

# DRAINING PPC

Body contouring and redefining treatment.

## INDICATIONS



## Indications

- Localized adiposity.
- Adipose cellulite.

## Active Ingredients

Phosphatidylcholine.

## Mechanism of Action

This ingredient emulsifies the fat deposits and stimulates the lipolytic chain which brings to a reduction of the fat structure to reshape the body contour.

## Homecare Treatments

### 1. INNO-DERMA® EPIGEN Body Contour

Body slimming, firming and remodeling cream.  
Apply every day for 2-3 months.

### 2. INNO-CAPS® Reducer Plus

Helps to reduce fat deposits.  
2 capsules per day, preferably with meals.  
2-3 months.



Presentation

25ml



Minimum number of sessions

4



Time between sessions

45 days



pH of the product

8.0 - 9.0



Osmolarity

260-340 mOsmol/Kg



1.



2.

INNO-TDS®

Cellulite and/or Localized adiposity treatments

# SLIMMING

Lipolytic agent that reduces the appearance of cellulite.

## INDICATIONS



## Indications

- Fatty cellulite.
- Fibrous cellulite.

## Active Ingredients

Carnitine, Caffeine, Silicium, Rutin, Guarana.

## Mechanism of Action

Induction of lipolysis to release fatty acids and use them as energy. Regulation of dermal connective tissue and extracellular matrix. Visibly reduces cellulite and smooths skin texture.

## Homecare Treatments

### 1. INNO-DERMA® EPIGEN Body Contour

Body slimming, firming and remodeling cream.  
Apply every day for 2-3 months.

### 2. INNO-CAPS® Reducer Plus

Helps to reduce fat deposits.  
2 capsules per day, preferably with meals.  
2-3 months.



Presentation  
25ml



Minimum number  
of sessions  
6



Time between sessions  
7 days



pH of the product  
6.5 - 7.5



Osmolarity  
260-340 mOsmol/Kg



1.

2.

INNO-TDS®

Cellulite and/or Localized adiposity treatments

# CYNARA PLUS+

Venotonic and lymphokinetic effects.



## INDICATIONS



## Indications

- Oedematous cellulite.
- Stimulates venous return.
- Increases lymphatic drainage.
- Reduces water retention.

## Active Ingredients

Cynara scolymus, Centella asiatica, Melilotus officinalis, Hesperidin, Rutin.

## Mechanism of Action

Draining effect at extracellular matrix level. Improves superficial venous insufficiency and microvascular blood flow thus promoting the elimination of toxins and reducing water retention.

## Homecare Treatments

### 1. INNO-DERMA® EPIGEN Body Contour

Body slimming, firming and remodeling cream.  
Apply every day for 2-3 months.

### 2. INNO-CAPS® Reducer Plus

Helps to reduce fat deposits.  
2 capsules per day, preferably with meals.  
2-3 months.



Presentation  
25ml



Minimum number  
of sessions  
6



Time between sessions  
7 days



pH of the product  
6.0 - 7.5



Osmolarity  
260-340 mOsmol/Kg



1.



2.

INNO-TDS®

## APPLICATION TECHNIQUES

2-3 mm apart.



NAPPAGE



MICRO-PAPULAR

2 - 3 cm apart.



POINT BY POINT



1 cm apart.

# BODY PRODUCTS

## *APPLICATION*

## Protocols

Normally, body aesthetic affections need more sessions in order to achieve the desired therapeutical effects.

PRODUCT	DEPTH OF APPLICATION	APPLICATION TECHNIQUE	DISTANCE BETWEEN POINTS
DRAINING PPC	8 to 10 mm	Point by point subcutaneous	2 cm
SLIMMING	3 to 4 mm	Point by point Micro-papular Nappage	1 cm 2 to 3 cm
CYNARA PLUS+	3 to 4 mm	Point by point Micro-papular Nappage	1 cm 2 to 3 cm
FIRMING	3 to 4 mm	Point by point Micro-papular Nappage	1 cm 2 to 3 cm



**VOLUME PER INJECTION****TOTAL VOLUME INJECTED BY SESSION****FREQUENCY AND NUMBER OF SESSIONS****FOLLOW-UP**

0,1 to 0,2 ml

5 to 10 ml

1 per 21 to 30 days  
(4 to 6 sessions)

0,02 to 0,05 ml

5 to 10 ml

1 per week  
(8 sessions)1 every 15 days  
(4 sessions)

0,1 ml

5 to 10 ml

0,02 to 0,05 ml

5 to 10 ml

1 per week  
(8 sessions)1 every 15 days  
(4 sessions)

0,1 ml

5 to 10 ml

0,02 to 0,05 ml

5 to 10 ml

1 per week  
(8 sessions)1 every 15 days  
(4 sessions)

0,1 ml

5 to 10 ml

# HYALURONIDASE

Soluble enzymes that degrade hyaluronic acid.

## INDICATIONS



## Indications

- Side-effects of HA fillers.
- PEFE.
- Improves skin fibrosis.

## Active Ingredients

Hyaluronidase 500 IU.

## Mechanism of Action

It acts through two mechanisms: decreases the viscosity of the fluids by depolymerization and hydrolyzation of hyaluronic acid. Increases the permeability of the tissues and improves diffusion and reabsorption of excessive hyaluronic acid and fluids, reversing the side-effects of HA fillers.



Presentation

4 vials of 2,5 ml.



Minimum number of sessions

2



Time between sessions

30 days



pH of the product

4.5 - 6.0

INNO-TDS®

## APPLICATION TECHNIQUES

### FACIAL TREATMENT



### BODY TREATMENT

It is essential that the product should reach the tissue intended to be treated.

It should always be kept in mind that this product comes in the form of a powder, hence it needs to be diluted in normal saline prior to application.

The most commonly used dilutions are as follows:

- 5ml of saline solution in each vial = 100 IU per each ml.
- 2,5ml of saline solution in each vial = 200 IU per each ml.

# SPECIFIC PRODUCT *APPLICATION*

---

## Protocols

### ALTERATION

### DILUTION AND DOSE

---

Necrosis caused by Hyaluronic Acid filler

500 IU in 2,5 ml of saline solution.

500 IU in 1 ml of saline solution.

---

Over-correction with HA filler.

500 IU in 2,5 ml of saline solution.

---

Hypertrophic scars.

500 IU in 2,5 ml of saline solution.

---

PEFE

500 IU in 5 ml of sterile saline solution.

---

Post-liposuction Fibrosis

500 IU in 5 ml of sterile saline solution.

---

Diffusion of actives

500 IU in 2,5 ml of saline solution

## APPLICATION

## FREQUENCY AND NUMBER OF SESSIONS

---

Apply 250 IU filling the ischemic area.

---

Evaluate the patient one hour after the initial dose and reapply if necessary.

Apply 500 IU filling the ischemic area.

One dosis.

---

Apply directly on the over-corrected area from 50 IU (0,1 ml) to 150 IU (0,3 ml) depending on the volume to reduce.

---

1 session every 21 days if necessary.  
A maximum of 3 sessions.

---

Apply from 500 to 1000 IU in the scar. The dose will depend on the length and thickness of the scar.

---

1 session every 21 - 30 days.  
A maximum of 5 sessions.

---

Delimit the area to treat, mark points 2 cm apart and apply 0,1 ml, equivalent to 10 IU of hyaluronidase in each point.

---

1 session every 30 days.  
2 sessions maximum.

---

Delimit the area to treat, mark points 2cm apart and apply 0,1 ml, equivalent to a 10 IU of hyaluronidase in each point.

---

1 session every 30 days.  
2 sessions maximum.

---

Combine with the anaesthesia or active ingredients to diffuse from 50 to 10 IU of hyaluronidase.

---

One only session.

## **Pathology Treatments**

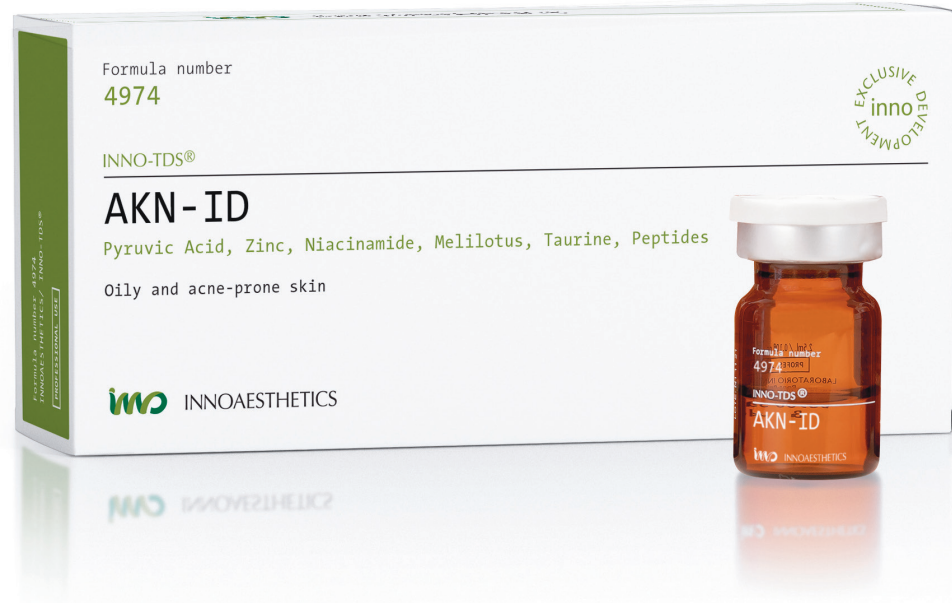
In addition to treating the signs of skin aging and the most common body concerns, INNO-TDS® line offers products to treat specific pathologies.

INNO-TDS®

Acne treatment

# AKN-ID

Effectively treats and prevents acne lesions.



## INDICATIONS



### Indications

- Acne-prone skin.
- Sebum regulating.
- Oily skin.

### Active Ingredients

Pyruvic Acid, Zinc, Niacinamide, Melilotus, Taurine, Peptides.

### Mechanism of Action

Its ingredients regulate sebum production, reduce pore clogging and inflammation, and strengthen the skin barrier, effectively restoring skin structure.

### Homecare Treatments

- 1. INNO-DERMA® Deep Cleanser**  
Deep cleansing cream-gel.
- 2. INNO-DERMA® EPIGEN Purifying Serum**  
Purifying serum that regulates sebum secretion and prevents acne breakouts.
- 3. INNO-DERMA® β Purifier**  
Sebum-regulator and keratolytic treatment to maintain skin balance.
- 4. INNO-DERMA® Sunblock UVP 50+ Oily Skin**  
Free radical protection and sebum-regulator.



### Presentation

4 vials of 2,5 ml.



### Minimum number of sessions

4



### Time between sessions

7 to 15 days



### pH of the product

6.5 - 7.5



### Osmolarity

260-340 mOsmol/Kg



# HAIR LOSS CONTROL

Specific treatment for male alopecia.



## INDICATIONS



### Indications

- Male androgenetic alopecia.
- Alopecia areata.

### Active Ingredients

Aminexil, Pyridoxine, Azelaic Acid, Zinc, Biotin, Copper Peptides, Saw Palmetto, Fenugreek.

### Mechanism of Action

Promotes dilation of the blood vessels around the hair follicle favouring the arrival of nutrient to the hair roots and better anchoring. It also contributes to normalize the hair growth cycles by inhibiting the formation of DHT. Strengthens the hair and promotes the growth of new hair.

### Homecare Treatments

#### 1. INNO-DERMA® EPIGEN Hair Lotion

Slows down hair loss and stimulates hair growth.  
Apply once or twice a day on the affected areas of the scalp.  
6 months.

#### 2. INNO-CAPS® Hair

Supplement for hair loss.  
2 capsules per day preferably with meals. 6 months.



Presentation  
10ml



Minimum number of sessions  
8



Time between sessions  
7 days



pH of the product  
6.5 - 7.5



Osmolarity  
260-340 mOsmol/Kg



1.

2.



INNO-TDS®

Hair Loss treatment

# HAIR VITAL

Specific treatment for female alopecia.



## INDICATIONS



## Indications

- Female alopecia.
- Alopecia areata.

## Active Ingredients

Essential and Sulphur Amino Acids, Trace Elements, Coenzymes, Vitamins, Peptides.

## Mechanism of Action

Nutrition and stimulation of hair follicle to favour anagen phase. Strengthens the hair, prevents hair loss and promotes the growth of new hair.

## Homecare Treatments

### 1. INNO-DERMA® EPIGEN Hair Lotion

Slows down hair loss and stimulates hair growth.  
Apply once or twice a day on the affected areas of the scalp.  
6 months.

### 2. INNO-CAPS® Hair

Supplement for hair loss.  
2 capsules per day preferably with meals. 6 months.



Presentation

10ml



Minimum number of sessions

8



Time between sessions

7 days



pH of the product

6.5 - 7.5



Osmolarity

260-340 mOsmol/Kg



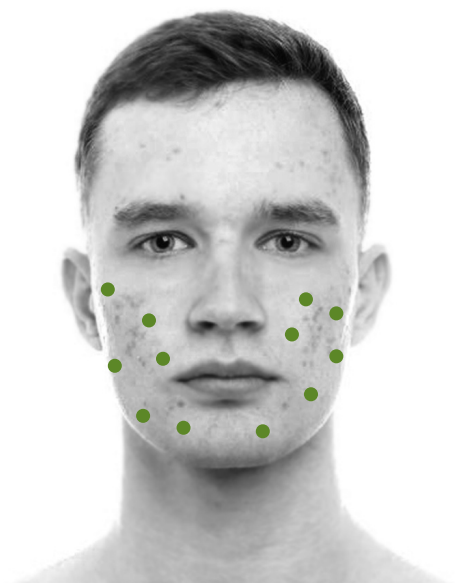
1.

2.

INNO-TDS®

## APPLICATION TECHNIQUES FOR AKN-ID

*In case of inflammatory lesions do not apply the product directly on the lesion but around it.*



Depth: 2 mm Dosage: 0,01 to 0,02 ml	
▶ POINT BY POINT	
●	1 - 1,5 cm apart.



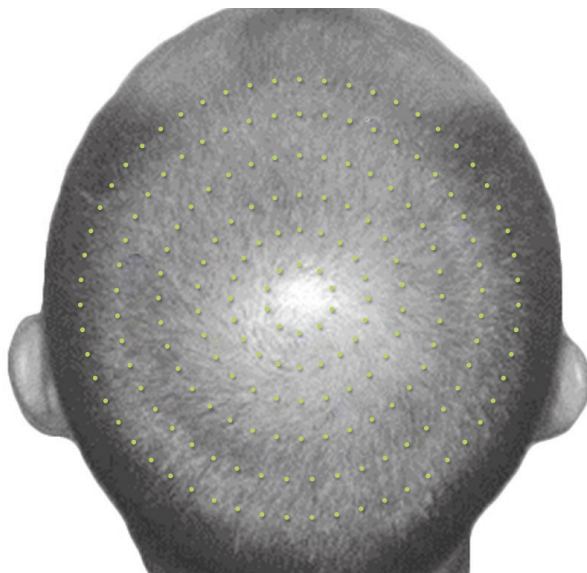
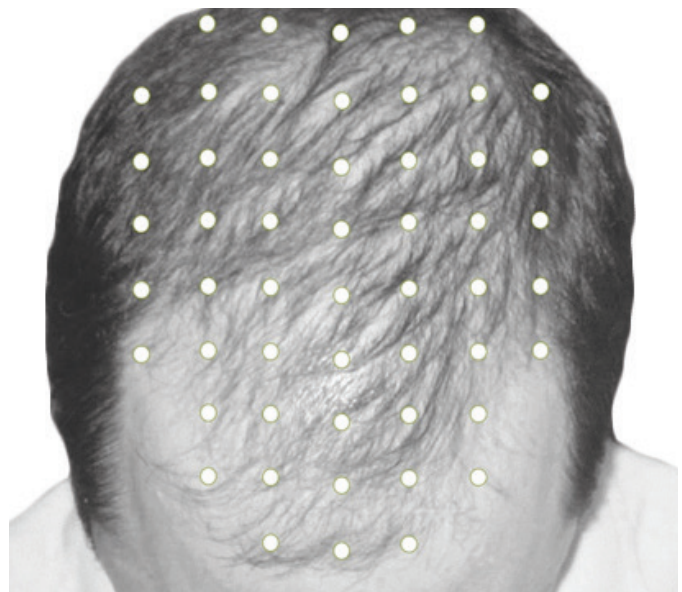
NAPPAGE	
2 - 3 mm apart.	⋮

*These illustrations are property of Laboratorio Innoaesthetics. Unauthorized use of them may result in legal actions.*

INNO-TDS®

## APPLICATION TECHNIQUES FOR HAIR LOSS AND HAIR VITAL

Depth: 2 - 3mm Dosage: 0,01 to 0,02 ml	
<b>POINT BY POINT</b> ◀	
2 cm apart.	●



▶	<b>NAPPAGE</b>
⋮	2 - 3 mm apart.

# APPLICATION

## Protocols

PRODUCT	APPLICATION DEPTH	APPLICATION TECHNIQUE	DISTANCE BETWEEN POINTS
Anti-Acne			
AKN-ID	2 mm	Point by point Napagge	1 to 1,5 cm
Hair*			
HAIR LOSS CONTROL	2 to 3 mm	Point by point Napagge	2 cm
HAIR VITAL	2 to 3 mm	Point by point Napagge	2 cm

\* Hair treatments for hair strength and promotion of hair growth: Perform 1 therapeutic cycle every 8 - 10 months for maintenance.

**VOLUME  
PER  
INJECTION****TOTAL  
VOLUME  
INJECTED  
BY SESSION****FREQUENCY  
AND NUMBER  
OF SESSIONS****FOLLOW-UP**

0,01 to 0,02 ml

1,5 to 2 ml

1 session  
each 15 days  
(4 sessions)1 session every 21  
days (2 sessions)

0,01 to 0,02 ml

1 to 2 ml

1 per week  
(8 sessions)1 session every 15  
days (2 sessions)

0,01 to 0,02 ml

1 to 2 ml

1 per week  
(8 sessions)1 session every 15  
days (2 sessions)







INNOAESTHETICS

[www.innoaesthetics.com](http://www.innoaesthetics.com)

Version 3.2019 ING