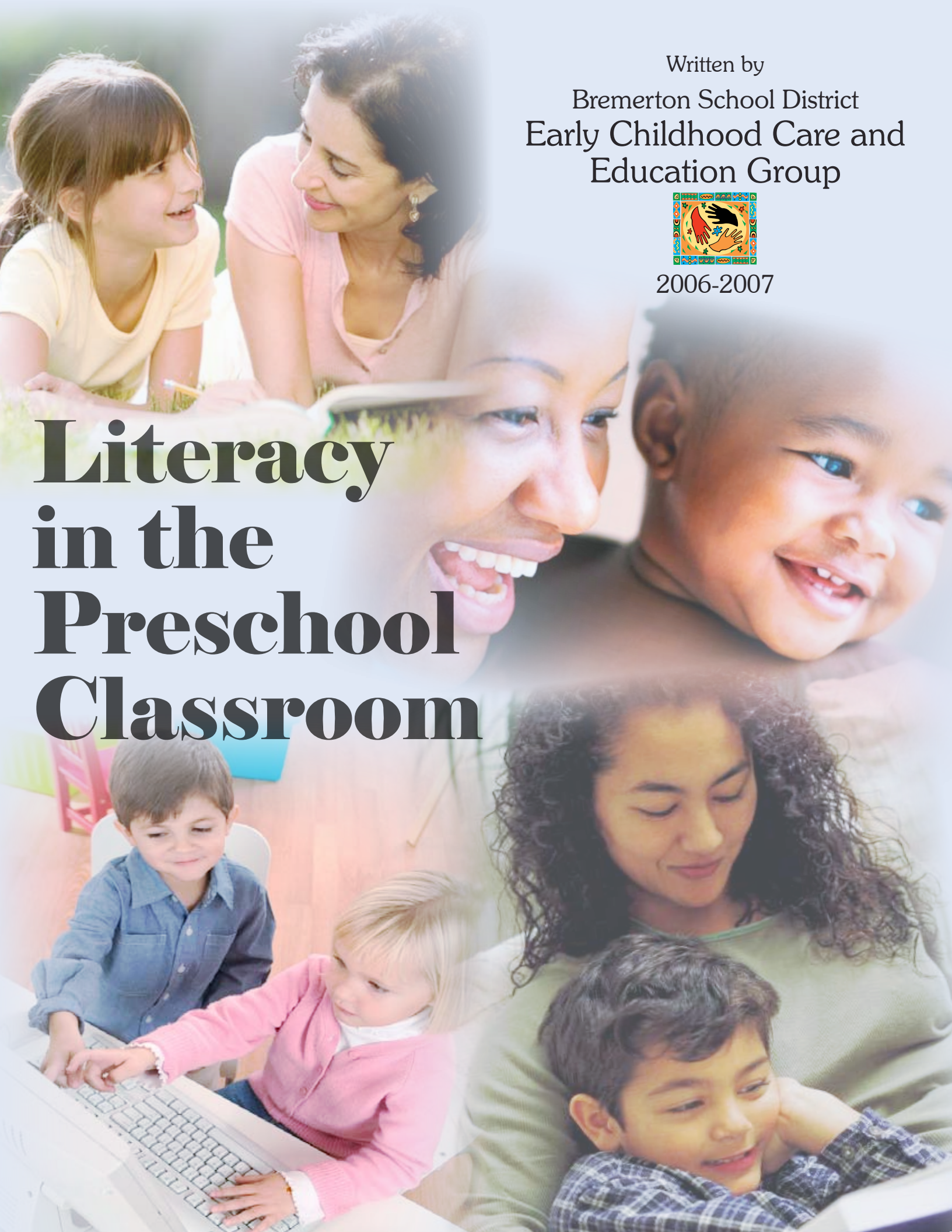


Written by
Bremerton School District
Early Childhood Care and
Education Group



2006-2007

Literacy in the Preschool Classroom



Literacy in the Preschool Classroom

Written by Members of the
Early Childhood Care and Education Group
Bremerton, Washington

Edited by
Katrina Jones and Donna K. Kearns

Design Editor
Patty Heuer



Copyright 2007

Special Thank You

This special thank you goes to the hard work and dedication of the teachers who are members of the **Early Childhood Care and Education Group**. You are always striving to provide instruction and support for the children by learning new techniques and keeping up with current research. I know it isn't always easy, but you keep working to "kick it up a notch" for our children! You attend trainings, implement new ideas, create materials, and scaffold learning to ensure that each child is successful.

Thank you **Katrina** for the creative ideas for this book and your time and willingness to help!

Thank you **Patty** for taking our ideas and creating an awesome book!

Thank you **Linda Sullivan-Dudzic** for the idea of creating a book to share and honor the wonderful activities that are happening in each classroom. Your vision, your ability to make a lasting difference for our children, and your in-depth knowledge of what it takes for children to become readers has made this program a success.

And thank you to **Bremerton School District** for supporting preschool children in early learning!

I am extremely lucky to be a part of this success!

*Donna K. Gearns, M.S. Ed
Teacher on Special Assignment*

Table of Contents

Literacy in the Preschool Classroom

| | |
|--|-------|
| Early Childhood Care and Education Group Members | 1 |
| Authors | 2 |
| Library Area | 3-6 |
| Circle Time | 7-11 |
| Art..... | 12-17 |
| Small Groups and Table Time | 18-22 |
| Sensory Table..... | 23-25 |
| During Transition Times..... | 26-29 |
| Writing Center..... | 30-35 |
| Literacy Here, There, Everywhere..... | 36-40 |
| Preschool Literacy On The Wall | 41-42 |

Preface

The purpose of this book is to honor the work of the members of the Early Childhood Care and Education Group, and as a reference book for our classrooms next year.

We are a professional learning community and enjoy learning together and sharing our classroom activities with each other. Preschool teachers are creative and often “piggyback” their ideas with others ideas to fit their own classroom. By collaborating we create more and more opportunities for our children to be successful. We hope you enjoy our book.

Early Childhood Care & Education Members

Abundant Life Childcare

Bremerton School District with Naval Avenue Head Start

Bremerton School District with On Our Way Preschool

Bremerton School District with View Ridge ECEAP

Covenant Preschool

Embassy Educational Center

Emmanuel Lutheran Childcare

Footsteps to the Future

Friends Preschool and Childcare

Jessie Kinlow Early Learning Center

Kitsap Childcare and Preschool and Full Day Head Start

KCR Head Start

Almira AM, PM

Bainbridge Island

Elizabeth Avenue AM, PM

Naval Avenue AM, PM

Martha and Mary, Poulsbo

Rosemary Moen AM, Full-Day

Silverdale AM, PM

West Hills AM, PM

West Park AM, PM, Full-Day

Memorial Lutheran Preschool

OESD Head Start - View Ridge AM, PM

On The Way Preschool

One World Montessori

Sycamore Tree Preschool

Sylvan Way Preschool

Authors

| | |
|---|---|
| Almira AM Head Start | Kerri Roberts, Chris Watson |
| Bremerton School District Naval Avenue Head Start | Katrina Jones |
| Bremerton School District at Kitsap Lake | Janet Wire |
| Bremerton School District with View Ridge ECEAP | Rachel Axtelle |
| Covenant Preschool | Janet Crawford |
| Friends Preschool and Childcare | Wanda Selg-Gonzales |
| Elizabeth Avenue Head Start. | Vera Rollman, Sue Dunagan, Margarita O'Connor |
| Kitsap Childcare & Preschool Head Start Classroom | Liz Petersen, Jolene Lee |
| Naval Avenue Head Start | Lacee Sheffer, Corie Hooker, Edith Woods |
| Poulsbo Head Start | Melissa Baker, Sharon Kelley, Menchie Getalaga-Reyes |
| Silverdale Part-Day ECEAP | Terry Thompson, Shelby Mox |
| View Ridge ECEAP | Kristin Tiebout, Christine Beesmer |
| West Hills Head Start | Norma Stencil, Flo Epps |
| West Park Full-Day Head Start | Jennifer Shifrin, Kirsten Sheperd |
| Sycamore Tree Preschool | Sue Myhre |

Library Area



*Silverdale
Head Start*



We encourage everyone to become
independent readers
West Part Full-Day Head Start



Children are encouraged to
read their own favorite stories
to enhance picture and letter
recognition.
Poulsbo Part-Day Head Start

The Importance of The Library Area

The Library Area provides a wonderful opportunity for children to experience interactive reading with an adult. This is a great opportunity for the teacher to scaffold instruction to meet the needs of each child. The Library Area is also a great place to preteach new vocabulary words so that when the child hears the word later, they will already be familiar with it. This allows the child to be able to focus on the meaning and enjoyment of the story that will be taught in circle time. Giving the child opportunities to interact by asking and answering questions about the book is critical for future reading success. By providing a wide variety of books and other materials, the Library Area can become an important component for literacy development.

Materials that can be provided for the Library Area: books, magazines, classroom stories, memory books from class trips or activities, student illustrations and writing.

Types of activities to enhance the Library Area:

Fill a shelf with literacy activities such as:

- alphabet cards
- rhyming tubs (containers with multiple rhyming objects)
- magnetic letters and magnet boards
- puppets
- board books
- small clipboards with paper and pencils
- sets of picture cards
- kids magazines
- flannel board stories and small flannel boards
- comfortable places to sit with good lighting
- labels on shelf with pictures
- child or class created books (Polar Bear, Polar Bear What Do You Hear?; It looked Like Spilt Milk; If You Give a Mouse a Cookie)
- curriculum-based literature (e.g., Predecodable Books)

[View Ridge ECEAP](#)



*Naval Avenue Elementary
Head Start*



Poulsbo Part-Day Head



*West Hills Elementary
Head Start*



Parents are encouraged to spend time with their children and read them a story. This enhances their relationship and encourages reading at home.

Poulsbo Head Start



Extended Book Opportunities

Story kits-books with matching objects or animals such as Chicka Chicka Boom Boom with palm tree and Velcro letters, or Brown Bear Brown Bear with matching animals or pictures.

Using a color photo copier, make copies of the characters and laminate them. You can give these to children as you read the story and they can put them on the flannel board.

Silverdale ECEAP

Book Report

The class has a Special Book Day when different books are put out for the children to read and enjoy. Each child chooses his or her favorite book and reads it with an adult or rereads it if it is a favorite. Then each child does a book report in a journal form. The child tells the title of the book, draws a picture, and retells the story. This is dictated to an adult and written in the journal. Later, the children do an oral book report for the class, telling them about the book they chose. During the report, the child can pick out words they recognize and pretend to read to the class.

Kitsap Lake Preschool



Check-Out Basket

Have a system for students to check out books where they can write their name on the sign-out sheet. Start a punch card system, after checking out 10 books they can pick from the surprise basket (small books, magnet letters, pencils, writing paper, etc).

View Ridge ECEAP

Book Care

The proper handling and treatment of books can be modeled and discussed during Circle Time and also during Art by making Happy and Sad Books. Books are happy when they are read and handled gently. Books are sad when they are stepped on or wrinkled. A Book Hospital for books that have been torn is another way to demonstrate proper book use. Posters can also be developed with the children and displayed in the room.





Silverdale Head Start

The Cat in the Hat
aka Cathy Palzkill
KCR Head Start



Memory Books

Field Trip Memory Book - We go on field trips and take pictures and then I put them in a small photo album and label each photo. The Memory Book is kept in our Library Area for children to look at and remember everything we saw on the field trip.

Class/Activities Memory Book

Pictures are taken of the children during regular daily activities or special activities such as pumpkin carving night, picnic day, or other classroom celebrations. They are then labeled and placed in a binder with page protectors for the children's later enjoyment.

A Special Visitor's Book can be created from pictures taken when visitors such as a firefighter, The Cat in the Hat Librarian or parent volunteers come and spend time in our class. Children love to find these books, look through them, and have an adult sit down and read with them.

Sue Myhre, Sycamore Tree Preschool



The class took a trip to the store to get supplies after reading Stone Soup.

Silverdale Head Start

Circle Time



West Hills Head Start

The Importance of Circle Time

Circle time is a wonderful time for increasing literacy opportunities for children. Once a teacher is aware of the importance of phonological awareness activities such as listening, rhyming, alliteration (beginning sounds), segmenting and blending, she can intentionally provide multiple fun practice opportunities for children. This increases the likelihood they will enter Kindergarten with the skills that are necessary for beginning reading instruction.

Repeated readings of stories provide children with the opportunity to truly understand the story and to respond with higher order thinking skills than after hearing it a single time. The teacher can provide extra practice for some children and enriched experiences for other children.

Parents and children are encouraged to share their personal activities with the class.

Poulsbo Part-Day Head Start



Children are given a name card or vocabulary card and they match it to the correct initial sound. This is a fun activity for letter recognition.

Poulsbo Part-Day Head Start

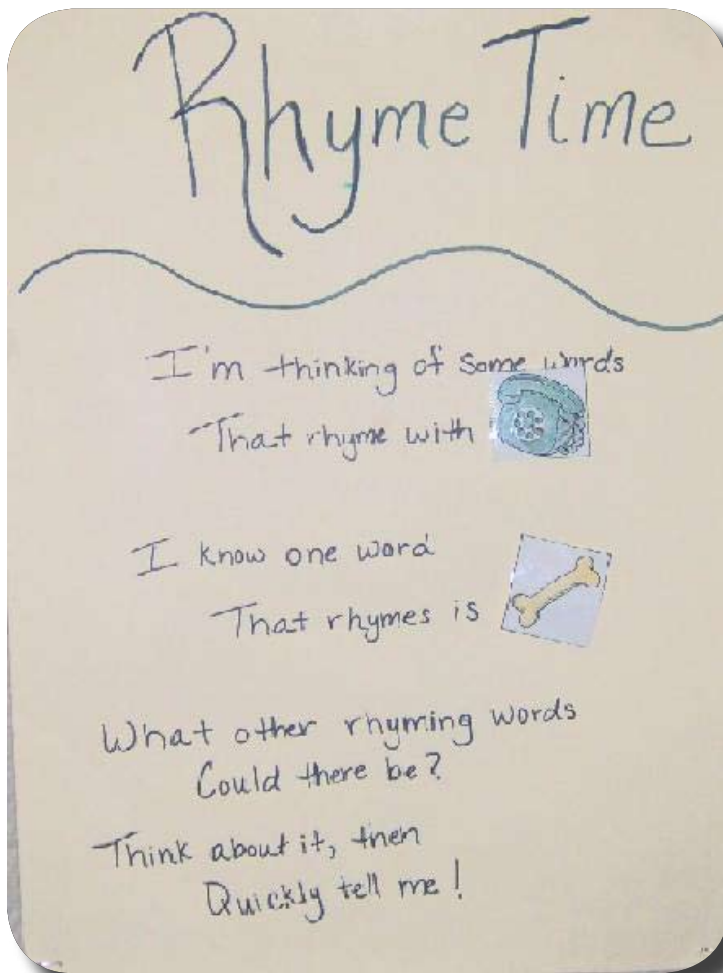
The class does a series of simple body movements that are used to integrate all areas of the brain to enhance learning and build self-esteem. These activities make learning more effective. The children each have a scarf that is used in the movements while listening to music. The movements include important components such as crossing midline which is essential for effective motor skills and concepts such as up and down, big and little, and backwards and forwards. This activity helps the children focus and is a positive way to get the wiggles out. Using Brain Gym is a quick and easy way to incorporate exercise and learning.

Kitsap Lake Preschool



We enjoy reading and rereading our Open Court Take Home Books.
West Park Full-Day Head Start





Rhyme Time Board: This activity is used every day to end circle time. Each child is given a turn to pick out two words that rhyme. Then they think of a third word that rhymes with the other two. The poem is: I'm thinking of some words that rhyme with *phone* I know one word that rhymes is *bone*. What other rhyming words could there be? Think about it, then quickly tell me!
Covenant Preschool

We called this a “Sounds Letter Wheel”. Children point to each word and picture in the sentence “Listen for the s in sun”.

We also have rhyming, color, and shape wheels. This could also be done with an “Alphabet Wheel” with a letter and a picture to match.
Elizabeth Avenue Head Start





Children are reading the Predecodable book “The Letters”. The color copies of the books are passed out in a group setting and the rebus and word cards are introduced. The children are encouraged to look for the “same words and pictures” in their books before we get ready to read together. When we are ready to read, we get our “magic reading fingers” ready and then read together.

A black and white copy of the book is sent home for them to read to their parents. They are encouraged to color the pictures and read to their parents. Several color copies are kept in the classroom for the children to read.

West Hills Head Start



In circle time we read the short story Two Frogs from Open Court. That same day we played leap frog to discover how the frogs from the story traveled from their home cities to the top of the mountain.

Almira AM Head Start

Art

Art Center ~ while reading the Two Frogs story in circle we discussed what a palace was and who would live in the castle. During free choice time, the children made crowns and pretended to be princes and princess of the castle in the story.


Almira Head Start



The Importance of Art

Art projects and activities have always played a big part in Early Childhood classrooms and in the lives of many preschool children. With some consideration to intentionally increasing appropriate literacy activities, art projects provide a logical place to begin. Since this is usually an activity which is facilitated by an adult, opportunities to intentionally include literacy activities are numerous. After reading a story several times, children understand the story line and are able to interact with the characters. Creative extensions that relate can then be added during the art time.

Making characters or props from the story for later retelling activities, creating class books based on books such as Brown Bear, Brown Bear; It Looked Like Spilt Milk, or even drawing new endings for Goldilocks and the Three Bears are all ways to incorporate more literacy and art. To add a rhyming activity, on the back of the art project or drawing, ask the child what he/she drew. Include it in a sentence "I drew a (car), it rhymes with (star)." This also demonstrates alphabetic principle and print awareness for the child.



We read Corduroy and A Pocket for Corduroy several times during circle time. We put several versions of these books as well as Happy Birthday Moon, Polar Bear, Polar Bear What Do You Hear, and Brown Bear, Brown Bear What Do You See in the library area with teddy bears to cuddle. In the art area we included large bear stencils; the children made Corduroy bears on their own. They drew overalls (vocabulary word) and pockets on the bears. We hung some in the library area. We also read the Three Bears and provided bear counters in three sizes in the manipulative area.

Silverdale ECEAP




Each week children complete a letter activity to go with letters being introduced. There is a wall reserved for displaying each letter.

West Hills Part-Day

- Make an “I Can Read Colors” book. The teacher or child writes the color name on a white piece of paper and the child decorates it using the color written on the page.
- Listen to the Bear Hunt song on CD and then make a class Bear Hunt book. The children are the authors and illustrator by retelling their favorite part of the song and then drawing a picture.
- Painting music: pick two different songs to play to the children; something fast and slow. Have the kids paint to the fast music and then paint to the slow music. At the end, look at the results to different kind of music.
- Label art supply buckets with words and pictures.
- Attach a pencil to the art easel, so children can write their names on their art work.
- Have child’s name posted, so they can write their own name on art work.
- Make a cut out construction paper of a letter. Children can decorate it using markers, crayons, and other collage materials.
- Provide foam, wooden, and sponge letters.
- Let children make letters or write their name using finger paint or shaving cream.
- Provide newspapers and magazines. Children can create a letter or picture collage.
- Have the alphabet posted where children can see it.
- Collage materials: glue, marker, crayons, colored pencils, glue, scissors, feathers, colored construction paper, stencils, pipe cleaners, beads, etc..

[View Ridge ECEAP](#)


Parents are encouraged to do activities with the class. She is letting the children write their own names which enhance fine motor skills and letter recognition.
Poulsbo Part-Day Head Start



This picture was drawn by a child and then labeled by the teacher. Children learn that word and objects can be represented in a picture. This child then took the drawing into the home living area and matched it with the correct object.
Poulsbo Part-Day Head Start

This art activity uses rice for the letter "R".
West Park Full-Day Head Start





This is an art project that was completed after singing the song "Miss Mary Mack". To stimulate further interest and incorporate family involvement, the words to the song were put on the back of the pictures so children could share with their families.

Friends Preschool and Childcare


This activity enhances and reinforces the Open Court Curriculum Sound cards. After singing the "Letter" song, the sound is practiced and a picture card with the picture of a particular character or item is shown to help the children identify the letter.

West Hills Part-Day



Mother's Day Name Books: Use the letters in each child's name to create a book as a gift for their mothers on Mother's Day. A- my mother is *amazing*; N – she is so *nice*; D-she *does* special things for me like taking me to McDonald's; Y-you are the best mom. The children dictate what they want to say for their keepsake book. Their pictures are on each page with the letters of their name. This has been a fun phonemic awareness activity. It also practices letter recognition and sounds.

Covenant Preschool



Draw a Rhyme Stories: This one begins "It is said; when you draw a monster you begin with his (*head*)". The children guess the rhyme and then draw it on the poster.

Elizabeth Avenue Full-Day Head Start, JoAnne 2004

Small Groups & Table Time



Friends Preschool and Childcare



Silverdale ECEAP

The Importance of Small Groups & Table Time

Small groups and table time are excellent opportunities to engage children in literacy activities! The materials and difficulty of each task can be adjusted to allow each child to succeed at their own level with these smaller groups. Intentionally planning literacy activities to include all areas of phonological awareness will allow all children to be successful. Centers can be developed in the room for independent exploration of activities as well as teacher facilitated activities. The teacher has the opportunity to determine the levels of each child then provide appropriate activities for increased success.



High frequency words are used in conjunction with pictures and objects to allow children to create their own sentences and demonstrate comprehension.

Friends Preschool & Childcare



Table Time at Naval Avenue Head Start



Folder games are available for children to select or have an adult select and encourage use. They can be as simple or challenging as you'd like! Ours include matching picture to picture, uppercase letters to lowercase letters, rhyming sets, or initial sounds.

Naval Avenue Head Start



*Rhyming Folder Game
Elizabeth Avenue Head Start*




Putting together letter puzzles helps children recognize the shapes of letters.
Poulsbo Part-Day



For this activity, the child finds the letter to match the letter the teacher chose.
Poulsbo Part-Day

The children choose square beads with capital and lowercase letters to spell their names. Next, they string them to make a necklace. Counting and color recognition are also reinforced.

West Hills Head Start



We read Chicka Chicka Boom Boom several times. A fun activity is for the children to match the upper and lower case letters. They also retell the story using the book and the tree. It's hands on fun with the alphabet.

Silverdale ECEAP



On the playdough container word cards are attached with Velcro. There are color words, action words and descriptive words. The children can make sentences describing what they are doing with the playdough using the word cards. An example is: roll black playdough. This activity reinforces the alphabetic principle and print awareness.

Covenant Preschool



This is a fun way to work rhyming into a play activity. Take pairs of rhyming cards and cut them to fit a small block. The children can find rhyming pairs of blocks. They can also see how many pairs they can find to build a tower. Another idea is to give each child at the table some blocks; they ask their peers if he or she has a matching block. This targets social skills as well as literacy skills.

Kitsap Lake



Fine motor skills are used to spell out names with alphabet beads.

West Park Full-Day





These pancakes go with the story If You Give a Pig a Pancake. The pancakes have dots to count on one side and numbers on the other side. Spatulas and a griddle complete the set.

Silverdale ECEAP

The pancakes could also have rhyming pairs, upper and lower case pairs, or pictures and beginning sound pairs.

The letter stamps are often put out during choice time with either playdough or paints. Children are able to stamp out their names, words, or letters as they play.

Naval Avenue Head Start



Games are available as a table activity during choice time or used as a small group activity. The simple board games that come with the Open Court curriculum can be used in multiple ways. Letter naming, sound identification, and/or choosing words that start with the same sound can be used if the letters are on the pathway. Blank ones can be adapted by putting pictures for students to rhyme with (e.g., cat-bat) or think of another word starting with the same sound (e.g., cat-car). A single game piece can be used for all players to encourage cooperative vs competitive play and to help keep the game moving quickly for those short attention spans!

Naval Avenue Head Start

Sensory Table



West Hills Head Start

The Importance of Sensory Table

The Sensory Table provides an additional environment in the classroom to incorporate literacy activities. Since many children prefer to spend lots of time at the Sensory Table, we can provide rich practice opportunities for them with a variety of textures and materials. By providing literacy opportunities at the Sensory Table, the variety of literacy experiences as well as the amount of time spent with sorting, matching, rhyming, and beginning sounds will be increased. When using wet sand, letters can be traced; if rice or beans are in the table, letter matching pairs can be discovered, or rhyming pairs of objects can be found. An alphabet chart can be posted near the table and objects in the table can be matched to its beginning sound. By using a graphics program, words and pictures can be put on cards with Velcro. The children can use the cards to describe the material or items in the sensory table; words such as cold, warm, sticky, bubbles, soft, smooth, or color words can be used to talk about their experiences at the Sensory Table. If a Sensory Table is not available or has other purposes, a large plastic storage box with cornmeal can be substituted.

Literacy Opportunities in the Sensory Table Area

Ideas

Letters and objects can be added to the sensory table for children to find an object and match it to the corresponding letter.

View Ridge ECEAP



Read a story (e.g., Polar Bear, Polar Bear) then provide additional opportunities for extended interactions with the story, such as:

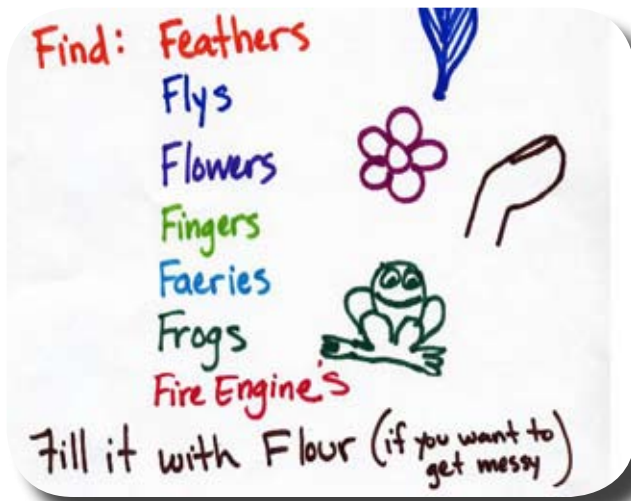
- Put plastic animals from the story in the water table with water and ice cubes.
- Put the laminated pictures on a board by the water table, children can re-tell the story
- Put some objects that sink/ float in the water table, make guesses about which will sink and which will float
- Have children find an animal in the water table and make the matching animal sound
- Make different sizes of ice to put in the table, talk about big and little
- On a large piece of ice, have the polar bear go on, under, over, and around the ice

View Ridge ECEAP



Magnetic fishing letters
West Park Full-Day

Fill the Sensory Table with a variety of items.
The children can look for items and match
the item with its beginning sound.
Elizabeth Ave Full-Day Head Start



With sand in the Sensory Table,
an assortment of capital and
lower case magnetic letters
are added along with magnetic
wands and longer magnets. The
children enjoy finding the letters
of their names or picking out
letters and naming them.
West Hills Head Start

Transition Time



Sing an adapted version of “I Wish I Had a Little Red Box.” Change it to a “I Wish I Had a Little Gold Box” to put my (*letter name*) in. I’d take it out and say (*sound name three times*) and put it back again.



Name Activity
West Hills Head Start

The Importance of Transition Time

Transition Times are a wonderful opportunity to incorporate literacy activities. Typically during transitions, learning time is lost. By planning and including many quick different literacy activities during this time, learning time is increased by providing extended practice opportunities. Children enjoy engaging in rhyming activities and finger plays; playing sound games and listening games; and playing “I Spy” games with letters or sounds. In addition to increased learning time, children will often transition quickly so they can participate in the games too.



After either signing or tracing their name, the children find the Ziploc bag with their name card and letters in it. Their job is to match each letter to the printed letters on their name card. The matching activity increases name recognition and spelling, letter recognition, and counting the number of letters in their name.

West Hills Head Start



A favorite transition activity is practicing name writing in their sign-in book. It helps start the day.

West Park Full-Day Head Start



On the wall in the classroom is a tree. The tree is called "The Name Tree." Every child has his or her name on the tree. The names are outlined. The children have to locate and trace their name everyday before they come to circle. This helps students to visually recognize and read their names. They can then put the name back on the tree or bring it to circle with them. The names are all laminated so they wipe off easily and are ready for the next day. After the children learn to read their name, they begin to identify the letters in their name and spell it.

Kitsap Lake Preschool



Sign in activity. The names of the children in the class are written on one of the three sign in books. The child finds his or her name on the front cover, and then locates the page with their name inside. There is a page for each child which they use for the week. Each week a new page is inserted in the book. The old page is included in the child's portfolio to document progress.

View Ridge ECEAP 2003

Donna H. and Jennifer

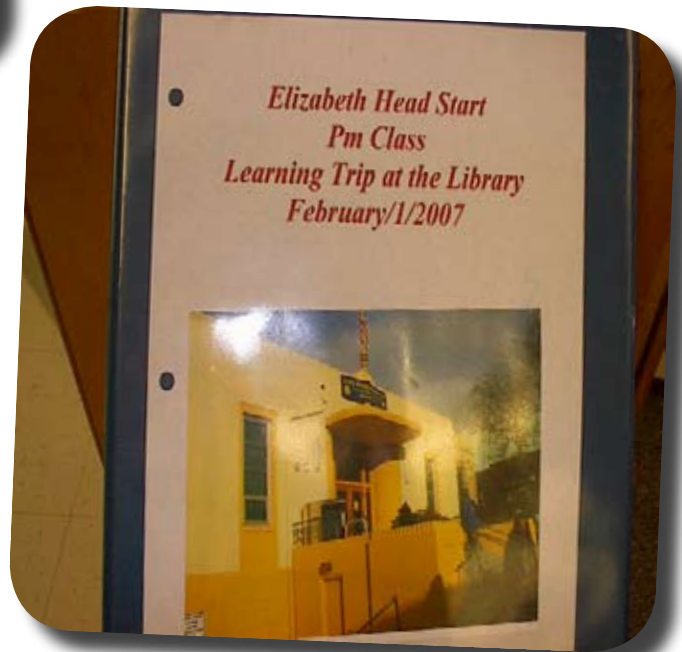




As a transition activity out of a group time, letters are placed in a bag. Children choose a letter then show their classmates and tell them the name of the letter or the sound of the letter.


Elizabeth Avenue Head Start

This could also be done with rhyming pictures, the child would choose a picture then tell his or her friends another word that rhymes with it.



Class books created by Elizabeth Avenue Head Start

Writing Center



Writing Center activity after reading the book Penguin's Special Delivery
Silverdale ECEAP



Journal writing during small group time when we introduced the journals for the first time.

Silverdale ECEAP



Naval Avenue Head Start

The Importance of Writing Center

Having a spot where writing is the main focus is an important component of any preschool classroom. Different materials, such as mini clipboards, journals, notepads, magnetic letters, stencils, types of writing instruments (pens, crayons, markers, etc.), and types of papers (heavy weight, cards, envelopes, lined paper, etc.) can be rotated to keep children's interest in the area high. Having names of the children in the classroom posted here can encourage note writing to friends and teachers. The alphabet can also be posted to give children appropriate models for letter formation.

In the Writing Center, we have put the children's names on the wall as a reference when the children are writing letters to each other.

Also in the Writing Center, we have used the back of our bookcase to display vocabulary cards.

Almira Head Start



Journal Writing - during small group time we introduced the journals for the first time. This little boy is illustrating his journal.

Almira Head Start



Sentence strips are provided for the children to practice writing letters and words that correspond to the letters being learned. A variety of materials that start with the same letter are also included.

Friends Preschool and Child Care



Literacy activities can be created to connect with other activities such as building snowmen!

Friends Preschool and Childcare



The chalkboard is a good place for children to practice writing on a different type of material, using a different type of writing instrument. It also allows for children to be able to practice much larger motor movements on a vertical surface, which can at times be easier for them. The alphabet is also posted to provide an appropriate model for letter formation.

Naval Avenue Head Start

- A small table with enough room for four or more chairs; a group of writers is better than one.
- Stock the shelves with clipboards and pencils, stickers, different colored paper, dry erase boards, erasers and markers, crayons, pastels, scissors, stencils, stickers, rulers, colored tape, hole punchers, envelopes, markers, and colored pencils
- Decorate the Writing Center with alphabet letters, sight words, and student names
- Place books on the shelves, especially the one you read at circle that day. Make books with construction paper for the cover and plain paper for inside, let the child write or illustrate their own book.
- Have a seat at the Writing Center during free choice time and start a project; you will be swamped with friends!
- If a child makes a book, ask if you or they can read it at the next circle.
- As a surprise, tape paper under the table during free choice, let them lie on their backs and create a mural. It's like working on a car!

[View Ridge ECEAP](#)



Gel packs are used to give children tactile feedback in forming letters. A bit of hair gel, Ziploc baggies, and tap to reinforce the seams and you're in business! Children are able to put an index card with the letter, or whole word between the gel bag and outside baggie and trace.

[Naval Avenue Head Start](#)




The Writing Center needs to have child-sized materials available, such as mini clipboards and journals. Strips of the alphabet, numbers, or words can also be provided as a model. Items in the Writing Center should be rotated on a regular basis, to help keep interest levels high.
Naval Avenue Head Start

Planners were included in several centers to provide another interesting way for children to practice their writing skills.
Almira AM Head Start



Magnetic letters can be used on white boards to copy words, either names or high frequency words. For additional practice, a dry erase marker or whiteboard crayon can also be given to write the word. Roofing tiles can also be used to make magnetic boards, and laminated index cards placed over them to provide a background to write.
Naval Avenue Head Start


After reading Penguin's Special Delivery, we made mailboxes out of paper plates and hung them in each center. We put out pens, paper, cards, and envelopes. The children delivered mail to their friends in other centers.
Almira AM Head Start





During the daily sign in, each child draws a self-portrait and completes an activity with their name. As a strategy to scaffold this activity, a circle is provided for the head for some children and they draw in facial features. Other children are able to draw the entire body. Some children are able to draw a box around their name, some children trace the letters in their name, and others independently write their name.

Kitsap Lake



Another activity to support learning their names is completed with unifix cubes. Each cube has a letter of the child's name printed on it, the children put the cubes together in the correct order using a model.

Kitsap Lake

Literacy Here, There, Everywhere



Dramatic Play Area
Naval Avenue Head Start
Summer Program

Classroom's Discovery Area: A photo montage of a recent field trip and an album of photos of a "nature walk" are displayed along with hand-printed words of theme-related poems. Other discovery "tools", e.g., bug box, magnifying lenses, sunflower seed head, and a bucket of stones and two books complete the center.

Kitsap Childcare with Elizabeth Avenue Head Start

The Importance of Literacy, Here, There, Everywhere

Here are some examples of using many opportunities to include literacy in all areas of the environment. The amount of opportunities children have to practice has a direct link to their success and being ready for reading. Literacy takes on an added importance when it is incorporated throughout the child's day and environment and not just "done" at circle time. Examine your classroom (outside too) and see how many ways you can incorporate literacy throughout your program!



Rhyming Puzzle

This little boy is playing with rhyming puzzle pieces. He first picks a piece and then finds it on the answer card. Next he looks for the match based on what he saw on the answer card.

Almira AM Head Start



Almira AM Head Start





The backdrop in the block area was a painted cardboard box with alphabet letters.
Almira AM Head Start



Rhyming picture cards are lined up at the bottom of a bulletin board at the children's eye level for additional rhyming practice.
Elizabeth Head Start



Words and pictures can be added to many areas in the room to represent real life.
Friends Preschool and Childcare



Organizer books were put in centers to encourage writing skills. The children made grocery lists and collected their friend's addresses and phone numbers.
Silverdale ECEAP

Initial Sound Tunnel: One child takes a letter card into the tunnel with him or her, while the other children are gathered around the outside of the tunnel. The child inside the tunnel makes the sound of that letter and the other children name the letter. It could be done with rhyming pictures also.

Friends Preschool and Childcare



The flannel board easel is used to retell the song "One Johnny"
Almira AM Head Start

Initial Sounds Activity: Each child is given a letter card. On a tray in the center of the circle is a variety of objects that correspond to the letters. The children name their letter and choose an object that begins with the same sound.

This could also be done using small hoops. Each small hoop has a letter card in it; the children select objects that begin with the same sound as the letter in the hoop.

Friends Preschool and Childcare



"Wind Up Toy": The teacher pretends she takes a wind up toy from her pocket. She shows the children and tells them the name of the letter, they respond by giving the sound the letter makes.

Friends Preschool and Childcare





After reading The Mitten, and The Snowy Day, we created a Winter Wonderland in our dramatic play area. It included winter clothes, boots, snow pants, mittens, hats, gloves, ski goggles, and scarves, everything needed to have fun in the snow.

Silverdale ECEAP



West Park Part-Day Head Start

Vocabulary words can be added to the alphabet cards. The children can draw a picture to illustrate the new word and then put it on the correct initial letter. A small container with 5x8" cards, markers, and tape can be used so it is accessible anytime a new word needs to be illustrated.

Rosemary Moen Head Start, Chris 2004

Preschool Literacy On The Wall

Naval Avenue

- Alphabet Chart
- Calendar/Weather
- Writing Strips
- Letter Art
- Alphabet in the Water
- Names of the Students in Multiple Areas
- Magnetic Letters and Boards
- Sign Language Board
- Picture and Word Labels for Manipulatives
- Schedule (Words and Pictures)
- "All About Me" Board and Trees
- Alphabet Model along the Chalkboard
- Job Chart (Words and Pictures)
- Classroom Rules (Words and Pictures)
- Open Court Sound Letter Cards with sign language

West Hills Part-Day

- Letter of the Week Wall
- All About Me – Family Trees
- Open Court Sound Letter Cards (with children's printed names under each letter)
- Job Chart
- Words/Pictures on Shelves for Labeling
- Calendar
- Safety Rules Chart
- Area Signs
- Alphabet Posters
- Number Posters
- Daily Schedule
- Sign Language Border
- Children's Artwork

Almira Head Start

- Alphabet
- Wipe Off Easel
- Word Lesson
- Vocabulary Words
- Alphabet Strips
- All Those Labels
- Junk Mail on the Walls
- Children's Names
- Hand Washing Pictures / Words
- Helper Chart
- Daily Schedule
- Books
- Self Selection Signs
- Stop Signs
- ABC Feeling Poster
- Open Court Sound Letter Cards

West Park Part-Day

- Names
- Alphabet Letters
- Children's Art with Own Writing
- Job Chart
- Buddy Bears – Self Directed for Centers
- Posters (Manners, Reminders)
- Maps
- Sign Language Letters
- Second Step Lessons Posted
- Open Court Sound Letter Cards
- Schedule (for class)
- Picture Schedule
- All About Me Homemade Books
- Classroom Made Books
- Labels
- Environmental Print
- Theme Board
- Parent Involvement Wheel

Rosemary Moen


ABCs
Names on Walls / ABCs
Book it...
Open Court Sound Letter Cards
Calendar
Job Chart
Area Signs

West Park Full Day


Storyboard
"Tell Me More" Board
Family Focus
"Look What I Made Today" Board
Alphabet Tree
X-Ray
Journals
Open Court Sound Letter Cards
Alphabet Wall
Alphabet Strip
Calendar
Letter of the Week
Color of the Week
Letter of the Week Art Board
"This is Where We..." Area Signs
Name Tags
Self Management Signs



Alphabet Wall
View Ridge
ECEAP



Alphabet Wall
Kitsap Lake Preschool



A Community Working Together



Bremerton Preschool Partnerships

The Early Childhood Care and Education Group was formed in 2001 with two goals:

1. To increase the number of children entering Kindergarten with early reading skills
2. To decrease learning disabilities associated with reading difficulties.

We have increased the number of partners to 14 separate agencies/providers and 40 classrooms. This year, the Bremerton School Board was recognized with the **2007 National Magna Award** for its efforts in supporting early literacy.

If you would like more information please contact:

Donna Gears
Special Programs
360-473-1061

Literacy in the Preschool Classroom