



Study Guide 2018 - 2019



Based on the fairy tale by Hans Christian Anderson

Little Mermaid

Adapted for the stage by

Brandon Roberts

Florida Standards

Language Arts

LAFS.4.W.1: Text Types and Purposes
LAFS.K.L.3: Vocabulary Acquisition and Use
LAFS.4.RI.1: Key Ideas and Details
LAFS.3.RL.1: Key Ideas and Details
LAFS.2.RL.1: Key Ideas and Details

Theater

TH.2.S.1: The arts are inherently experiential.
TH.2.F.2: Careers in and related to the arts

G

Content appropriate for all audiences.

Children two years of age and younger may sit on laps. Older children must have a ticket.

The Little Mermaid

Table of Content

Introduction	3
 Enjoying Live Theater	
Theater is a Team Sport	4
The Actor/Audience Relationship	5
 About the Play	
The Origins	6
The Playwright	7
The Characters	7
Summary	7
 Activities	
Building a Story	8
Discussion Questions	9
Word Search	10
Friendly Letter Writing	12
 Tell Us What You Think!	 13

The Little Mermaid

An Introduction

Educators:

Thank you for taking the time out of your very busy schedule to bring the joy of theatre arts to your classroom. We are well aware of the demands on your time and it is our goal to offer you supplemental information to compliment your curriculum with ease and expediency.

We are excited to announce we have a new workshop for middle and high school students! Fostering Collaboration in the Classroom is an interactive workshop that leads students through the fundamentals of collaboration. Using theater games, students explore how the use of eye contact, listening, working together and supporting one another informs everyday interactions.

Please take a moment to explore our website at orlandoshakes.org/education for the following ways to add to your curriculum.

- “On your feet “ activities to energize students
- Shortened Shakespeare scripts that range from 60 – 120 minutes long that are perfect for school productions
- Study Guide Spotlights for quick reference to the standards addressed in each production

We look forward to hosting you at the Lowndes Shakespeare Theater. Additionally, should you wish to bring our Actor/Educators into your classroom, we will work around your schedule. Feel free to contact us at Orlando Shakes should you have any questions or suggestions on how we can better serve you. We are always learning from you.

Thank you for your tremendous work in nurturing our audiences of tomorrow.

Anne Hering, Director of Education

Brandon Yagel, Education Coordinator



The Little Mermaid Enjoying Live Theater Theater is a Team Sport

Theater is a Team Sport

The **Playwright** writes the script. Sometimes it is from an original idea and sometimes it is adapted from a book or story. The Playwright decides what the characters say, and gives the Designers guidelines on how the play should look.

The **Director** creates the vision for the production and works closely with the actors, costume, set and lighting designers to make sure everyone tells the same story.



Sound Designer -
Britt Sanducky
Photo: Rob Jones



Stage Manager -
Stacey Renee
Norwood
Photo: Rob Jones

The **Actors** use their bodies and voices to bring the author's words and the director's ideas to life on the stage.

The **Designers** imagine and create the lights, scenery, props, costumes and sound that will compliment and complete the director's vision.

The **Stage Manager** assists the director during rehearsals by recording their instructions and making sure the actors and designers understand these ideas. The Stage Manager then runs the show during each performance by calling cues for lights and sound, as well as entrances and exits.



Costume Designer -
Denise Warner
Photo: Rob Jones

The **Shop** and **Stage Crew** builds the set, props and costumes according to the designer's plans. The Stage Crew sets the stage with props and furniture, assists the actors with costume changes and operates sound, lighting and stage machinery during each performance.



Creative Team of The Merry Wives of
Windsor
Photo: Rob Jones

The **Front of House Staff** welcomes you to the theater, takes your tickets, helps you find your seat and answers any question you may have on the day of performance.

The **Theater** is where it all takes place. Orlando Shakespeare Theater In Partnership with UCF is the only professional, classical theater company in Central Florida, reaching students and audiences in the surrounding eight counties.

Mission:

To enrich our community with engaging professional theater, inspiring educational experiences, and thought-provoking new plays.

The Little Mermaid *Enjoying Live Theater* *The Actor/Audience Relationship*

The Actor/Audience Relationship

The Audience is the reason Live Theater exists. At Orlando Shakes, we cherish the Actor/Audience relationship, the unique give and take that exists during a performance which makes the audience an ACTIVE participant in the event. The actors see the audience just as the audience sees the actors, and every, laugh, snuffle, chuckle and gasp the audience makes effects the way the actor plays his next moment. We want you to be engaged, and to live the story with us!

There are certain Conventions of the Theatrical Event, like, when the lights go down you know that the show is about to start, and that the audience isn't encouraged to come and go during a performance. Here are some other tips to help you and your classmates be top notch audience members:


- Please make sure to turn off your cell phones. And NO TEXTING!
- Please stay in your seat. Use the restroom before you take your seat and stay in your seat unless there is an emergency.
- Please do not eat or drink in the theater.



The Little Mermaid

About the Play

The Origins



The Little Mermaid is a fairy tale of Danish origin and was originally conceived by writer Hans Christian Andersen, who was best known for his riveting fairy tales. Andersen lived from 1805 to 1875. He published *The Little Mermaid* in 1837 as a part of a larger collection titled *Fairy Tales Told for Children*. The story would be reprinted in two other fairy tale collections between 1850 and 1862. Andersen's story *The Little Mermaid* begins under the sea. The Little Mermaid lives with her family in her father's kingdom. She has five older sisters and a grandmother. Each of her sisters were born one year apart. One of the first things the reader learns is that strict rules are imposed upon the mermaid princesses: they are not allowed to go to the ocean's surface until they turn fifteen.

Year after year, each sister swims to the surface to see the world above, and each year, the Little Mermaid listens to her sisters' stories about humans and the world on land. She longs to go to the surface and see the people.

At last, the Little Mermaid turns fifteen. When she swims to the surface, she watches a prince celebrate his own birthday. He is handsome, and without a second thought, the young mermaid falls in love with him. A storm hits his ship and she rescues him. The Little Mermaid takes him to shore, to a nearby temple. A woman and her servants find him before the prince wakes up, so he doesn't know it was the mermaid who saved him from drowning.

The Little Mermaid

About the Play

The Playwright



Brandon Roberts

Brandon has been working as an actor with the Orlando Shakespeare Theater since 2005. *The Little Mermaid* is the seventh script Brandon has composed for Shakes' Children's Series. Last summer, his adaptation of *Beauty and the Beast* was wildly popular among both young and old. Brandon has also helped to write four original shows for PB&J Theatre Factory, for which he is also Artistic Director, as well as seasonal scripts for Odd-o-Ts' Entertainment, who handles much of the entertainment for Sea World Orlando.

image source: orlandoshakes.org

The Little Mermaid

About the Play

The Characters

* In this production 4 actors portray the 8 characters

- Actor 1 Allura, the Little Mermaid
Actor 2 Dylan, the Prince
Actor 3 Grandmother
Goby, a fast talking goby fish
Ethel, the Prince's cook
Actor 4 Dame Selkie - part woman/part seal
Lyman, a crusty sailor
Bub, a dim witted pygmy sperm



The Little Mermaid

About the Play

Summary

The little mermaid is the daughter of the sea king, and she lives with her father, grandmother, and her five older sisters. Each sister is allowed to go up to the surface of the water once at the age of fifteen to glimpse the world above. When the little mermaid does this, she sees a handsome prince in danger and saves his life. She falls in love with him and though she is forced to return to the sea, she cannot stop thinking about him.

Desperate to see the prince again, the little mermaid makes a deal with a sea witch - the witch demands the little mermaid's voice in exchange for a pair of human legs. The little mermaid accepts this trade and hopes that she and her prince will find a way to be together.

The Little Mermaid


Activities

Building a Story

Read students a short story, stopping to clearly show any pictures or illustrations to the students. When finished, ask the students to illustrate the plot/action as it occurred throughout the story. Have students volunteer to share their illustrations with the rest of the class.


Somebody:

Who is the main Character?



Wanted:

What did the character want?



But

What was the problem?



So:

How did the character try to solve the problem?



Then:

What was the resolution to the problem?



The Little Mermaid Activities Discussion Questions

Discussion Questions

Asking questions that lead students up the “thinking ladder”.

Use the following pattern in asking questions:

1. Ask OPEN questions to encourage and engage children.
2. Ask FOCUSED questions to elicit and organize specific information
3. Ask CONNECTING questions to help children learn to see the relationships between events, characters and ideas.
4. Ask broad questions to help children GENERALIZE/ learn to draw conclusions.
5. Accept, record and read all responses on the board, chart or overhead for all to see.



image source: classroomclipart.com

OPEN question examples:

- What did you notice at the play today....What did you see?
- What about the play was different from the book/story?
- What surprised you?
- What impressed you?

FOCUSED questions: (questions that probe children’s’ insights)

- What did Allura wish for? (_____.)
- How was her wish granted? (_____)

ANALYZING/CONNECTING questions:

- What did Ariel learn about choices?
- Why do you think the Ariel wanted to be human?

The Little Mermaid Activities Word Search

Ask students to complete the word search, based on the Disney film, *The Little Mermaid*. Words may read forward, backward, and diagonal.

Little Mermaid Word Search

Y O K D M E L T S A C S E P U
P B U T T E R F L Y E I C F O
N S T S H B R E M L P S N C W
N O E P L G F M T A L T I W W
I A I G S A P T A K R E R J H
J A Z T I H I Y S I A R P J Q
I H G R O L C S A S D S Y Q M
H N I W S P B E G H B N H X S
W E K B W I T C H I R Y X W S
S S Y U F V B H L P X R A N G

1. A caterpillar turns into a ____ after its cocoon stage.
2. What did the prince live in_____.
3. WhatS the title of the play The____Mermaid?
4. Ariel wanted to ___the prince in a beautiful white dress.
5. What kind of Fish is Ariel___?
6. Ursela mixed together a magic_____.
7. Who was Ariel in love with_____.
8. Finish the Lyrics "Under the _____".
9. What was the prince riding in when it was caught in the storm___?
10. Ariel had no brothers she only had 5_____.
11. I ride on a broom during halloween _____.

The Little Mermaid Friendly Letter Writing

OBJECTIVES:

This lesson teaches children the five parts of a friendly letter. After visiting various websites to learn more about writing friendly letters, your child will be able to write a friendly letters utilizing the writing process.

The student...

Uses the writing process to develop friendly letters.

Uses the Internet to learn more about writing friendly letters.

REQUIRED MATERIALS:

- Poster board or Paper
- Markers
- Examples of friendly letters
- Computer with internet access

PROCEDURES/ACTIVITIES:

1. Visit the following websites:

pbskids.org/arthur/games/letterwriter/letter.html

readingrockets.org/article/22319/

educationworld.com/a_lesson/lesson281.shtml

2. Take time to discuss each part of the letter.




image source: clipartkid.com

Friendly Letter Check List

	YES	NO
I used capital letters & punctuation correctly.		
My letter has a heading		
My letter has a greeting		
My letter has a body		
My letter has a closing		
My letter has a signature		
My letter is ready to be checked by the teacher.		

The Little Mermaid Activities *Friendly Letter Writing*

1.Heading

Name_____

Address_____

City, State, Zip code_____

2. Salutation

Dear _____,

3.Body

4.Closing

Sincerely,

5.Signature

Your Name_____

The Little Mermaid *Friendly Letter Writing*

Tell us what you think!!

After watching the play, write Orlando Shakespeare Theater a “Friendly Letter” and tell us what you think! Tell what you liked or disliked about the story, the characters, costumes, or set. Make sure to use the 5 parts of the letter listed in the lesson and to support your thoughts with examples and reasons.

Mail to: Orlando Shakespeare Theater
Education Department,
812 E. Rollins Street, Orlando, FL 32803.

*Teacher and Parent comments are also
Appreciated!*

