

Log Export Statistical Summary by Year (Last 10 Years)

## Log Export Monitoring Monthly Report

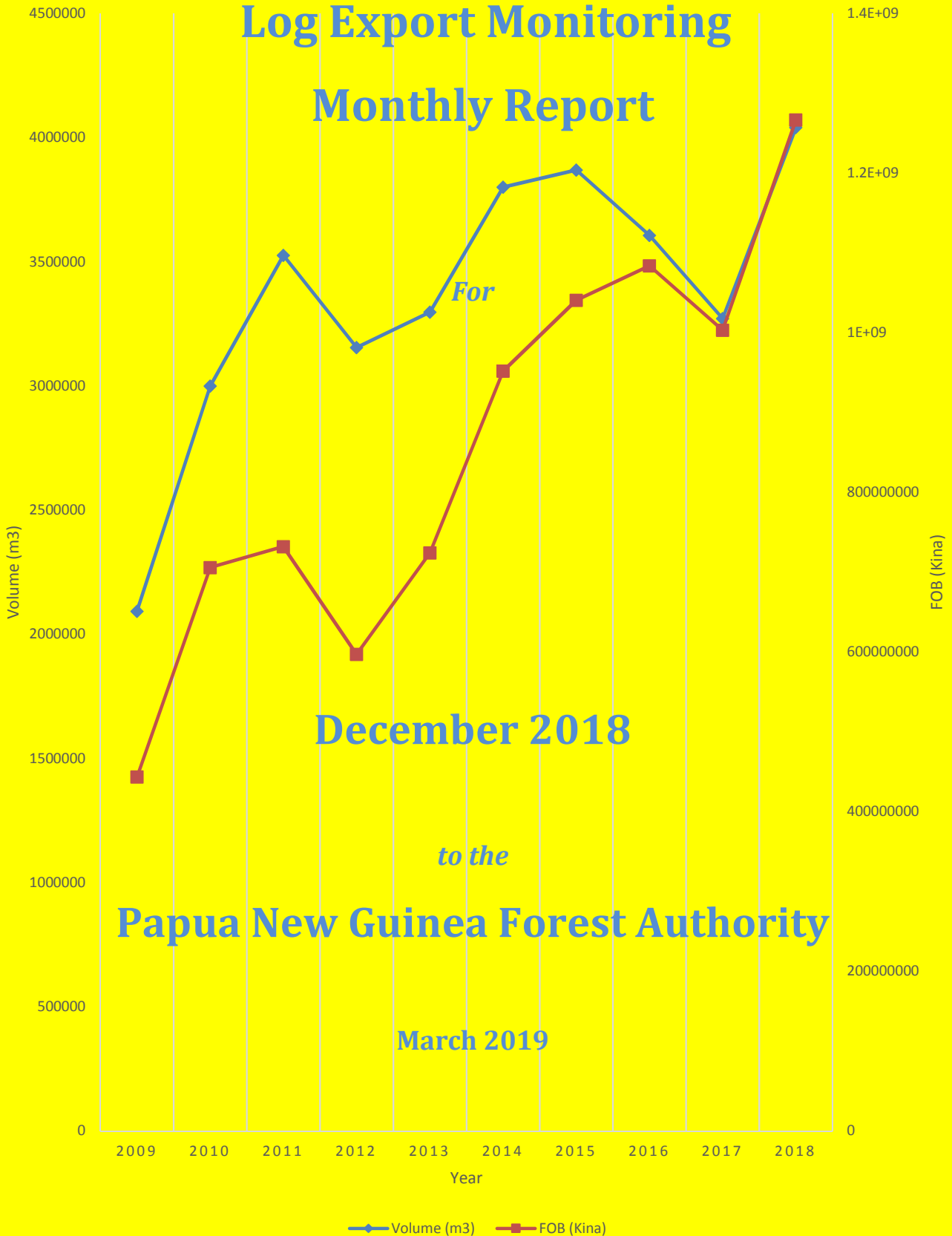
For

December 2018

to the

Papua New Guinea Forest Authority

March 2019





Thursday 28<sup>th</sup> March 2019

Dear Reader,

## **Re: EXPORT LOG MONITORING**

Please find attached a copy of the SGS PNG monthly report on its log export monitoring activities for the month of December – 2018. A comprehensive range of log export statistical tables and results of the SGS PNG inspection services has been included.

A total of 81 inspections were carried out this month. Of these, serious discrepancies were detected and corrected for 15 shipments. This represents 19 percent of all shipments. The total volume inspected was 318,014 m<sup>3</sup> for the month. Logs exported without initially being declared for export by exporters totalled 206 m<sup>3</sup>. Supplementary declarations by the exporters were required for all these logs, in order to ensure that The State obtained the full financial benefits of the total log export cargoes.

Financial highlights due to export monitoring for this month are as follows:

Additional Log Export Development Levy collectable (K)	4,085
Additional Customs Duty collectable (K)	136,271
Additional Foreign Exchange (K)	265,299
Estimate of Additional Tax Revenue (K)	79,590

The following table summarises the benefits of the monitoring Agreement to Papua New Guinea for the year to date, and the previous two years.

	2016	2017	2018
Direct Project Expenses (K)	7,581,534	7,728,647	8,054,198
Additional Development Levy Payable (K)	88,067	81,328	104,236
Additional Customs Duty Payable (K)	1,619,205	2,333,746	2,030,566
Additional Tax Payable IRC (K, Estimate)	1,166,425	1,345,666	1,422,360
Additional Foreign Exchange (K)	3,889,327	4,818,890	4,629,742
<b>Deterrent Effect (K, additional foreign exch. Estimate)</b>	<b>54,183,992</b>	<b>49,991,106</b>	<b>63,328,352</b>

Note: 2018 figures are for January to December

SGS has noted a significant decrease in discrepancies over time since surveillance services were established in late 1994. This on-going 'deterrent effect' has been estimated by the PNGFA as five per cent of the FOB value of log exports.

When reviewing the export and inspections data, it should be noted that not all shipments inspected during the month were exported before month's end.

For any change of address or if you would like to add a name to the mailing list or be removed from the mailing list, please contact the SGS office by email, telephone or fax, at your convenience. Similarly, please advise if you would prefer to receive an email copy of the report instead of a printed copy.



# SGS

Yours faithfully



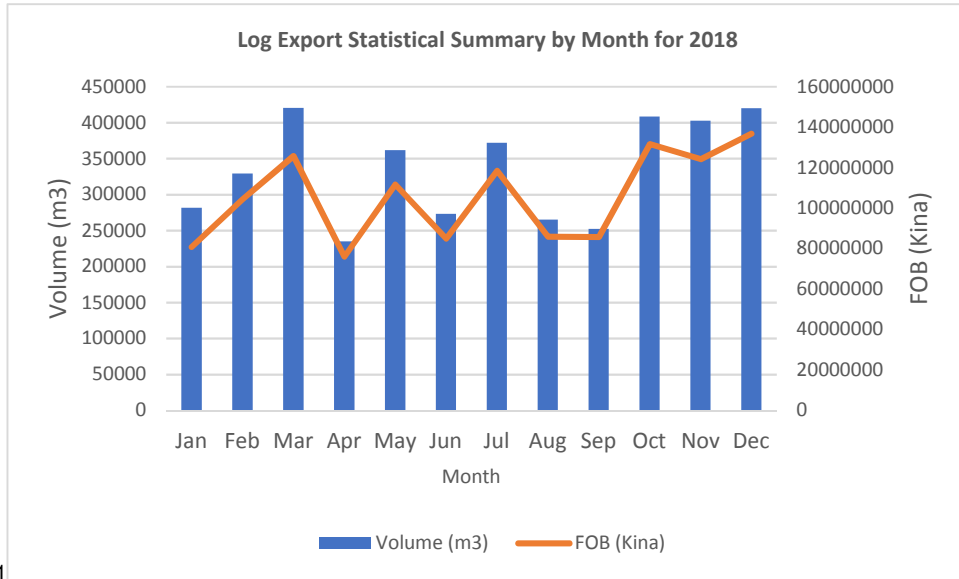
**Bruce Telfer**  
Managing Director  
SGS PNG Ltd  
Port Moresby



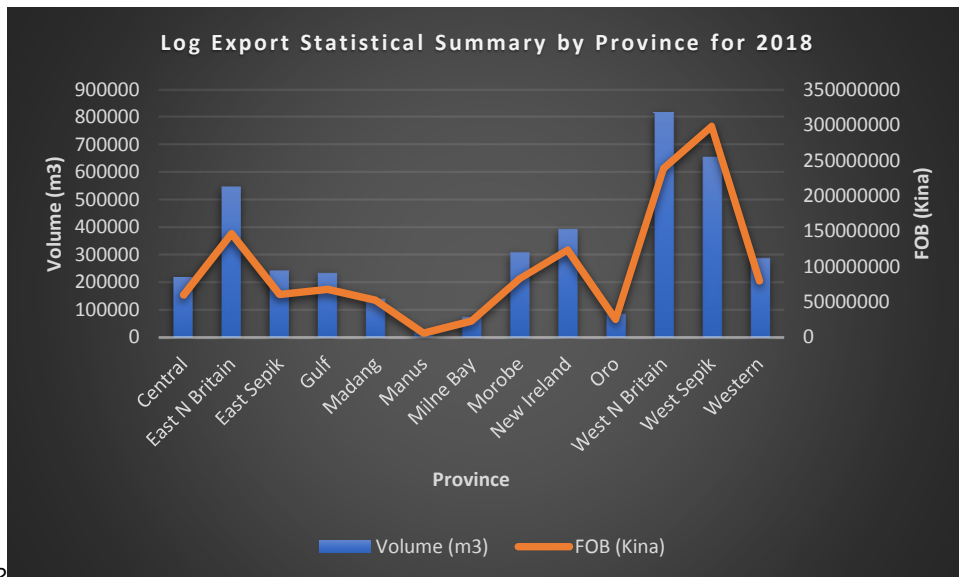
## **Summary Highlights of Log Exports in 2018**

1. In 2018, March had the highest log volume shipment with 10.4 per cent, above volume exports from the other months in the year. The lowest export was in April with 5.8 per cent. Highest FOB value in Kina was achieved in December with K136.8 million. (See Graph 1)
2. Log volume shipped out of West New Britain Province amounted to 20.2 per cent, the highest for the year followed by West Sepik (16.2 per cent) then East New Britain (13.6 per cent). West Sepik achieved the highest FOB for the year by more than K298.6 million kina. (See Graph 2)
3. China remained the major destination, taking 89.7 per cent of the total volume in 2018, followed by Vietnam with 3.0 per cent. (See Graph 3)
4. In 2018, 61 per cent of the total shipped log volumes were group 1 species. Low grade log exported amounted to 5.8 per cent (See Graph 4 & 7).
5. Forest Clearance Authority contributed 20.9 per cent of the total log volume exported in 2018, with 15.5 per cent coming from Wewak/Turubu FCA 11-03. (See Graph 6)
6. This year, taun continued to be the major log species shipped with 17.9 per cent of the total export volume, followed by kwila at 7.2 per cent comparing group 1 species. (See Graph 5)
7. Amanab Forest Products Ltd topped the log volume with 195,203 m<sup>3</sup> shipped in 2018 from the Amanab Blocks 1-4 FMA project area. (See Graph 8 & 9).

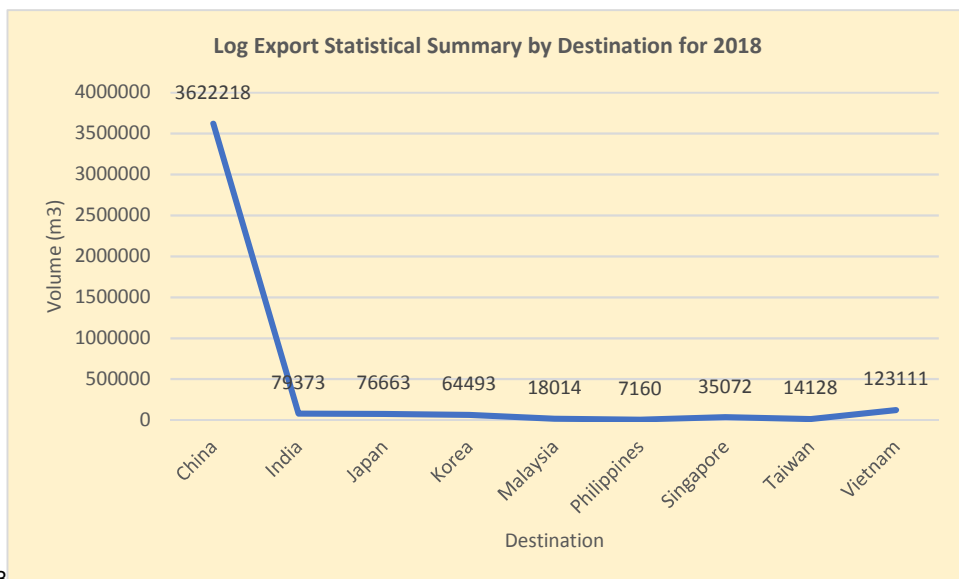
# Log Export Statistics and Export Monitoring Highlights for 2018



Graph 1

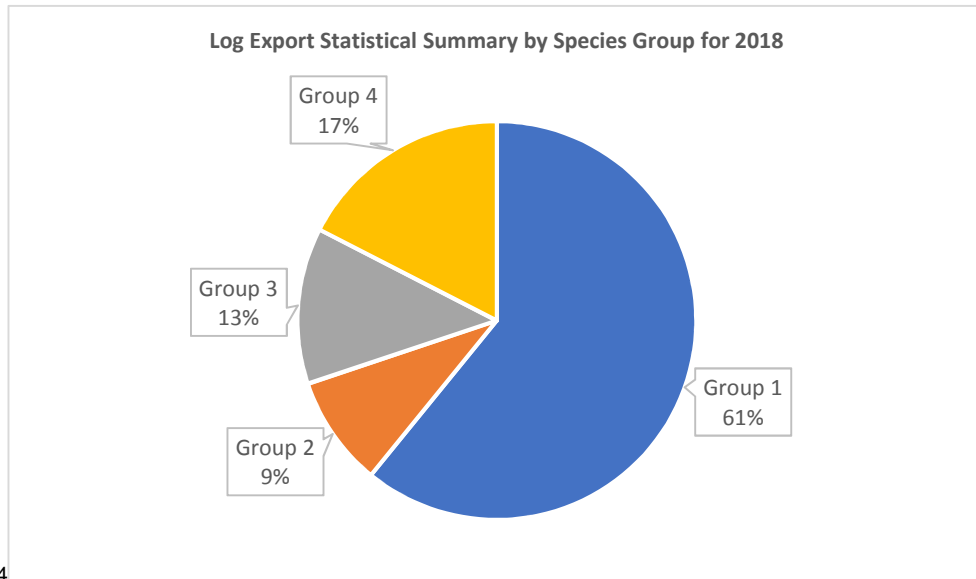


Graph 2

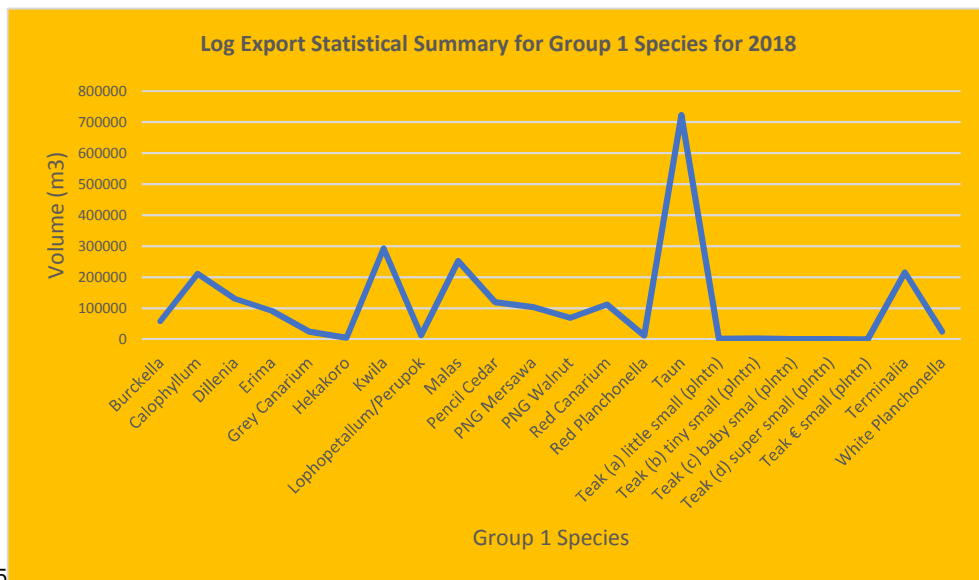


Graph 3

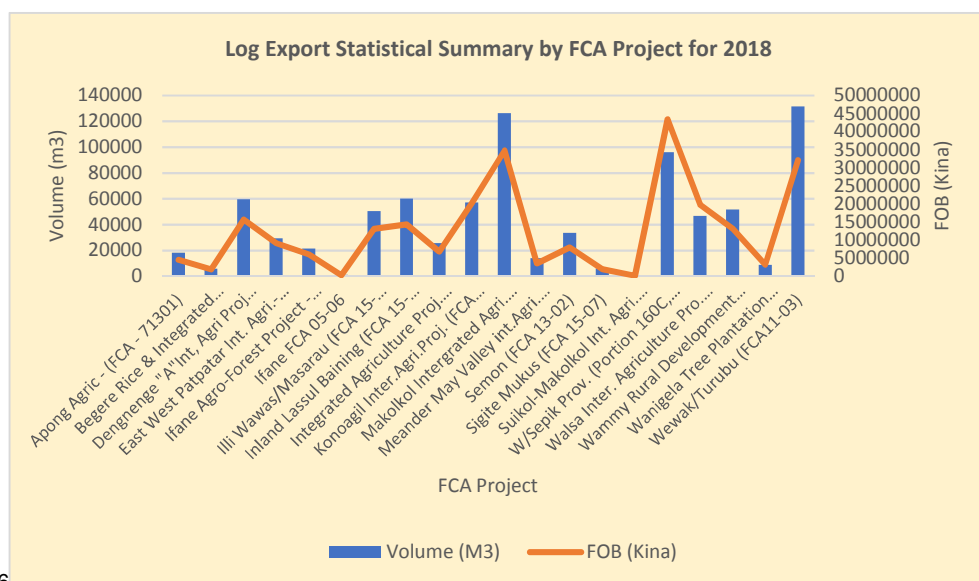
# Log Export Statistics and Export Monitoring Highlights for 2018



Graph 4

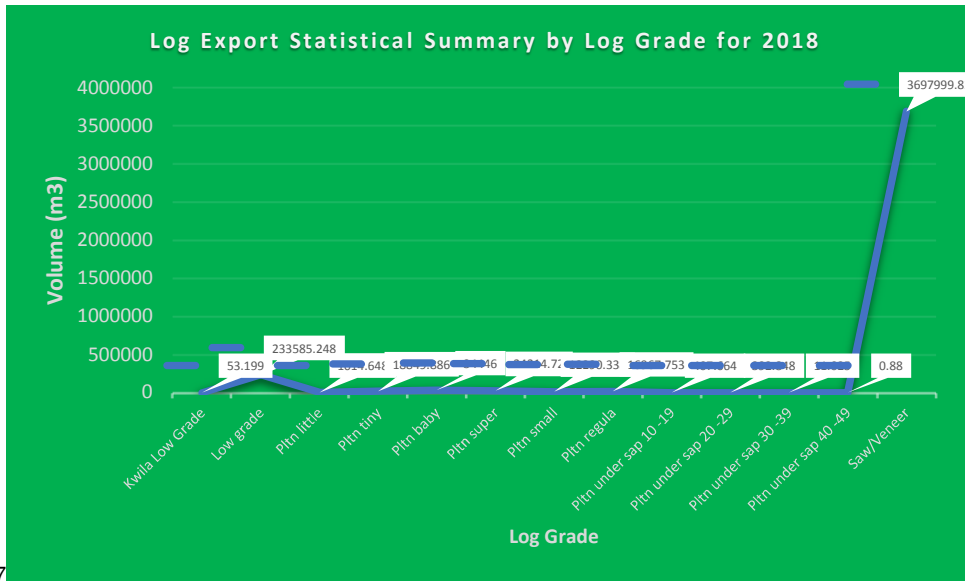


Graph 5

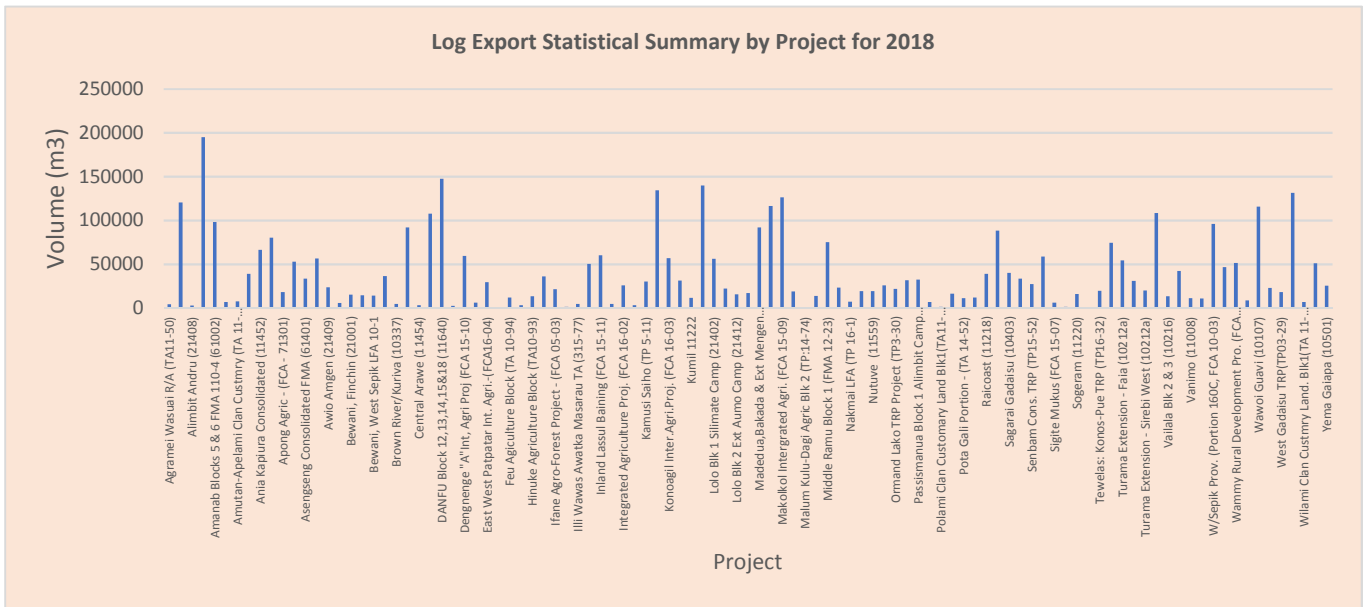


Graph 6

# Log Export Statistics and Export Monitoring Highlights for 2018

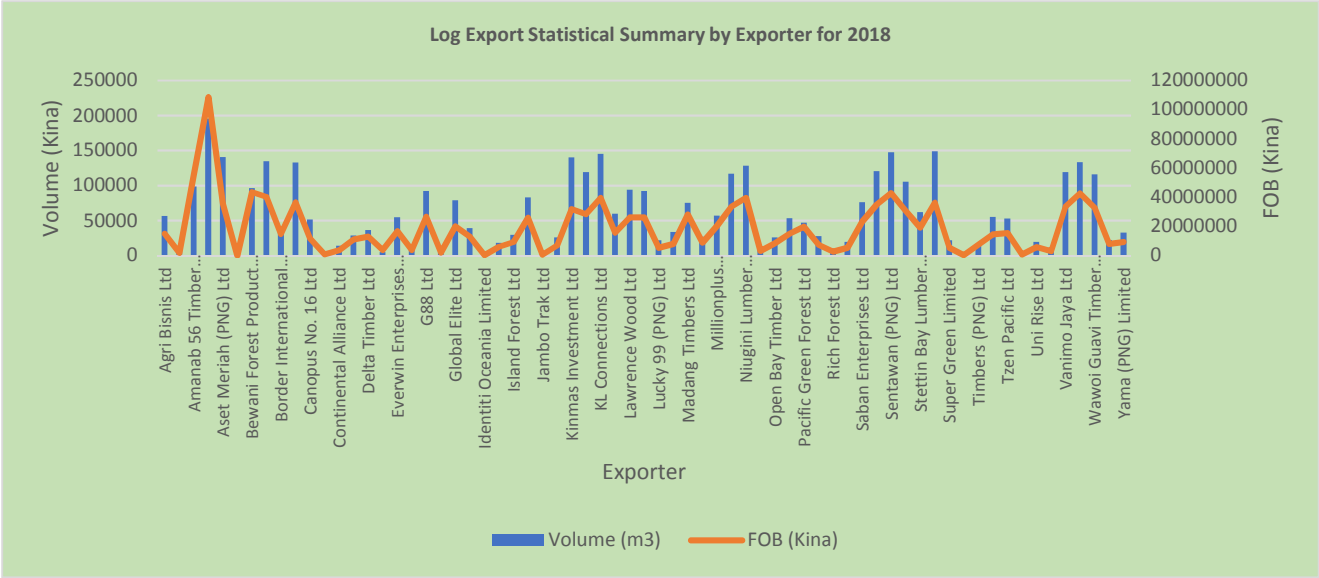


Graph 7



Graph 8

# Log Export Statistics and Export Monitoring Highlights for 2018



Graph 9



# Table of Contents

## Reports

	pages
1. <b>Log Exports Monthly Summary for 2018: Volumes (m<sup>3</sup>), FOB Values (USD and Kina) and Duty Payable (Kina)</b>	<b>1-1</b>
2. <b>Monthly Actual Shipped Volumes (m<sup>3</sup>) by Log Grades and Species/Groups</b>	<b>2-1 to 2-5</b>
3. <b>Monthly Export Log Revenues (K'000) by Log Grades and Species/Groups</b>	<b>3-1 to 3-5</b>
4. <b>Monthly Export Log Revenues (USD'000) by Log Grades and Species/Groups</b>	<b>4-1 to 4-5</b>
5. <b>Monthly Average Actual Export Prices (Kina) by Log Grades and Species/Groups</b>	<b>5-1 to 5-5</b>
6. <b>Monthly Average Actual Export Prices (USD) by Log Grades and Species/Groups</b>	<b>6-1 to 6-5</b>
7. <b>Mean Monthly Endorsed Prices (USD) by Log Grades and Species/Groups</b>	<b>7-1 to 7-5</b>
8. <b>Monthly Endorsed Volumes (m<sup>3</sup>) by Log Grades and Species/Groups</b>	<b>8-1 to 8-4</b>
9. <b>Monthly Actual Shipped Volumes (m<sup>3</sup>) by Log Grade and Destination</b>	<b>9-1 to 9-4</b>
10. <b>Monthly Average Actual Export Prices (USD) by Log Grade and Destination</b>	<b>10-1 to 10-4</b>
11. <b>Monthly Actual Shipped Volumes (m<sup>3</sup>) by Export Company and Project</b>	<b>11-1 to 11-12</b>
12. <b>Log Exports by Project Site (Volume and Value) for December - 2018, and Year to Date</b>	<b>12-1 to 12-16</b>
13. <b>Log Exports (Volume and Kina Value) by Province for December – 2018 and Previous Periods</b>	<b>13-1</b>

<b>14.</b>	<b>Log Export Volumes and Prices by Destination, Grade and Group, for December – 2018</b>	<b>14-1 to 14-4</b>
<b>15.</b>	<b>Log Export Volumes and Prices by Destination and Grade for Group 1 Species, for December - 2018</b>	<b>15-1 to 15-4</b>
<b>16.</b>	<b>Monthly Discrepancy Report for December – 2018</b>	<b>16-1 to 16-8</b>
<b>17.</b>	<b>Shipment Duty Calculation Comparison Summary for December – 2018</b>	<b>17-1 to 17-10</b>
<b>18.</b>	<b>Revenue, Banking, Document and Shipment Details for Log Exports by Exporting Company, Project Site and Shipment for December – 2018</b>	<b>18-1 to 18-15</b>
<b>19.</b>	<b>Substantial Log Export Permit Discrepancies in Log Volumes Loaded for Export for December - 2018</b>	<b>19-1 to 19-21</b>
<b>20.</b>	<b>Monthly Document Delays for December - 2018</b>	<b>20-1 to 20-5</b>
<b>21.</b>	<b>Log Export Average Prices by Log Grades, Groups and Species and by Log Exporter Parent Companies, for December – 2018</b>	<b>21-1 to 21-13</b>
<b>22.</b>	<b>Annual Project Quotas and Log Exports, Year to Date: December - 2018</b>	<b>22-1 to 22-5</b>
<b>23.</b>	<b>General Conditions of Service</b>	<b>23-1</b>

**Log Export Statistics**  
**and**  
**Export Monitoring**  
**Highlights**  
**December 2018**

1. This Report is a *post facto* summary of log export shipment inspections and log exports for the month of December 2018. Individual Log Inspection Reports (LIRs) have been prepared for each shipment immediately following the completion of loading. The LIR is forwarded directly to the PNGFA Project Supervisor if on site, and to the nominated Boarding Officer for clearance of the vessel. Data in this report are based on the LIRs, and post-shipment/commercial documents submitted by exporting companies, for Log Export Permits issued by the Papua New Guinea Forest Authority (PNGFA).
2. Log exports for the month of December 2018 amounted to 420,131 m<sup>3</sup> in 104 shipments, of which 1.1 per cent of the volume was plantation logs (see, Report No. 1). Foreign exchange earnings were equivalent to USD41.61 million, with a local currency value of K136.84 million.
3. Log volumes endorsed in December for export amounted to a total of 391,849 m<sup>3</sup>, this volume decreased by 11.8 per cent compared to the previous month. (See Report Number 8).
4. Log export duty collectable by the PNG Customs Services total K45.59 million for the month, with an additional K3.32 million payable as export levy (see Report No. 1).
5. The monthly weighted average f.o.b. invoiced price for all saw/veneer rainforest logs was USD102.88/m<sup>3</sup> (November 2018: USD96.27/m<sup>3</sup>), and for all logs was USD99.05/m<sup>3</sup> (see Report No. 6). Average prices for the high value species which includes taun, pencil cedar, calophyllum, PNG mersawa and kwila remained generally steady for this month.
6. Rainforest round logs were exported to six countries in December 2018, predominantly to China again (87.7) per cent of the total log export volume, with India taking (8.3) per cent and Vietnam (1.4) per cent. (See Report No. 9).
7. During December 2018, Rimbunan Hijau (PNG) Ltd group of companies were the major exporter with (23.5) per cent of the total volume followed by WTK Realty Ltd group of companies (11.8) per cent and KK Connections Ltd group of companies (10.1) per cent. (See Report No. 11 and Report No. 12 for more).
8. Logs were exported from twelve provinces during December 2018, dominated by West New Britain (23.4) per cent of the monthly total, followed by West Sepik (17.7) per cent and Western (12.4) per cent. (See Report No. 13).
9. SGS PNG inspectors reported major discrepancies for 28 shipments of logs inspected during December 2018. These discrepancies included 56 logs not declared for export which were loaded onto vessels, and 127 logs for which the species had been mis-declared. (see Report No. 16, page 16-8)

Full details of each discrepancy for each shipment are recorded at site on a 'Notice of Discrepancy' which is countersigned by the Exporter, with a copy to the PNGFA's Project Supervisor at the time of pre-shipment checking or at loading. A copy of the final 'Log Inspection Report' which includes all Notices of Discrepancy is made available to the PNGFA Boarding Officer at the time of clearance of each vessel for sailing.

Also, in accordance with the well-established log inspection practices, for all logs with a mis-declared species code, the Exporters are required to endorse the 'Notice of Discrepancy;' withdraw the log or correct the species code on their log tallies and summaries; and ensure that these changes are incorporated into their invoice documentation. Similarly, for all loaded logs that SGS PNG inspectors detect as being 'undeclared for export,' the Exporters are required to sign a Notice of Discrepancy; make a supplementary declaration of these logs; add the log volumes to their log tallies and summaries; and incorporate the additional volumes into the documentation relating to Bills of Lading, Invoices and Customs Entries for the collection of export duties and levies. By immediately correcting the errors as they are detected by SGS inspectors, the State maximizes its returns from log exports

10. *Updated information on log export quota periods has not yet been made available for the various log export projects, and hence the monitoring of export quotas is not presently practicable (see Report Number 22).*

11. Eighteen of the companies that exported logs were very slow to submit post-shipment documents for December 2018, exceeding 50 days to submit documents for a shipment, including Ruby Light Investment Ltd (98 days), DD Investment Ltd (89 days) and Niugini International Corporation Ltd (85 days).

***Submission of these documents by these log exporting companies have not improved in their timely compliance. These numbers remain tardy in this respect which has inevitably delayed completion of the monthly statistics and reporting. (See Report No. 20)***

12. In December 2018, KK Connections Ltd group of companies dominated low-grade log export with (40.4) per cent of the monthly total shipped at an average FOB of USD35.10. Eighty-seven per cent of Low-grade natural logs were exported to China. (see report 14 & 21)

13. This December, there were substantial log export permit discrepancies in log volumes loaded for export by various exporters where some discrepancies were well over 500 per cent, including over loading of taun by 592 and 1022 per cent under PNGFA export permit number 1810070 and 1810069 respectively by Summit Agriculture Ltd. (see report 19)

14. Woodbank Pacific Ltd under paid duty by K73,575.00 for a shipment under PNGFA export permit number 1812010 this December 2018. Similarly, Vanimo Jaya Ltd underpaid duty by K11,195.00 under PNGFA export permit number 1811021. (see report 17)

15. Bismark Industries Ltd shipped dillenia at a lower fob of USD85.00 under export permit number 1809125, instead of PNGFA endorsed fob of USD90.00. As a result, there is a value difference in fob. (See report 17).

16. Everwin Enterprises Ltd under paid duty by K91,471.00 and K11,279.00 for a shipment under PNGFA export permit number 1812013 and 1812042 this December 2018 respectively. (for more, see report 17)



## Log Exports Monthly Summary for 2018: Volumes (m3), FOB Values (USD and Kina) and Duty Payable (Kina)

Report printed: 29/01/2019 7:52:36 AM

Month	Volume (m3)	Value FOB (USD)	Value FOB (K)	Duty (K) Payable	Levy (K) Payable
January	281,492	25,567,013	80,816,521	25,207,176	2,153,467
February	329,237	32,929,326	104,456,482	34,547,892	2,583,090
March	420,587	39,660,107	125,707,245	40,224,029	3,261,542
April	253,091	23,876,903	76,035,918	23,043,944	1,879,564
May	361,777	35,417,539	111,712,404	36,751,962	2,863,560
June	273,077	26,577,743	84,992,781	26,872,663	2,078,840
July	371,844	36,773,926	118,553,060	38,830,930	2,927,398
August	265,239	26,518,585	85,876,138	27,630,086	2,029,273
September	252,315	26,375,451	85,797,707	29,106,629	2,002,422
October	408,618	40,230,637	131,634,184	43,200,313	3,190,796
November	402,826	37,693,171	124,143,366	40,079,264	3,159,004
December	420,131	41,612,854	136,841,234	45,592,631	3,324,152
<b>Year to Date</b>	<b>4,040,234</b>	<b>393,233,255</b>	<b>1,266,567,040</b>	<b>411,087,520</b>	<b>31,453,106</b>



## Monthly Actual Shipped Volumes (m3) by Log Grades and Species/Groups

### Log Grade: Saw/Veneer

Species / Group	Month												12-month total
	12/18	11/18	10/18	9/18	8/18	7/18	6/18	5/18	4/18	3/18	2/18	1/18	
Burckella	7,224	5,003	3,902	5,897	1,768	4,958	2,318	5,028	3,895	6,068	4,698	4,138	<b>54,897</b>
Calophyllum	19,078	28,982	19,499	11,541	11,917	15,382	22,232	13,640	8,757	22,939	9,958	10,688	<b>194,615</b>
Dillenia	9,354	18,655	7,252	10,693	11,554	16,545	10,039	6,709	5,991	11,336	9,356	9,279	<b>126,763</b>
Erima	6,301	7,378	6,886	3,915	3,855	6,420	9,466	8,815	7,594	10,515	8,580	5,980	<b>85,705</b>
Grey Canarium	2,498	1,936	1,819	1,009	1,367	1,253	1,965	1,629	2,527	2,913	1,602	2,480	<b>23,001</b>
Hekakoro	1,039	257	34	60	41	23	18	102	526	583	671	1,417	<b>4,772</b>
Kwila	35,316	22,096	34,942	27,376	24,981	27,761	15,222	29,501	9,343	23,155	33,779	7,878	<b>291,350</b>
Lophopetalum/Perupok	1,217	2,276	881	1,001	512	819	968	933	634	1,415	844	722	<b>12,222</b>
Malas	27,745	17,349	14,257	23,911	17,781	24,803	19,698	21,814	11,185	30,431	15,624	23,102	<b>247,699</b>
Pencil Cedar	12,388	15,474	9,609	7,856	3,940	7,151	7,379	9,762	6,951	15,552	7,178	11,406	<b>114,646</b>
PNG Mersawa	8,907	4,750	11,545	3,332	10,333	15,851	3,021	9,466	4,394	5,592	9,489	7,816	<b>94,496</b>
PNG Walnut	6,928	5,570	5,821	4,844	2,991	5,900	3,886	5,900	4,605	6,703	5,985	3,816	<b>62,949</b>
Red Canarium	12,964	8,453	8,696	7,675	5,511	8,690	8,663	8,456	8,029	12,597	8,720	6,308	<b>104,761</b>
Red Planchonella	1,054	807	1,193	537	582	751	625	976	670	1,497	712	569	<b>9,974</b>
Taun	73,091	65,658	82,983	42,454	28,496	63,129	39,475	60,145	39,185	61,012	49,012	45,869	<b>650,508</b>
Terminalia	22,666	19,969	24,037	11,277	12,628	19,426	9,328	16,772	11,204	19,366	12,799	14,919	<b>194,390</b>
White Planchonella	3,029	2,590	1,413	1,126	989	2,007	1,435	1,606	2,103	2,408	1,612	2,721	<b>23,040</b>
<b>Group 1 Species Total</b>	<b>250,799</b>	<b>227,203</b>	<b>234,769</b>	<b>164,504</b>	<b>139,245</b>	<b>220,870</b>	<b>155,735</b>	<b>201,256</b>	<b>127,595</b>	<b>234,083</b>	<b>180,621</b>	<b>159,107</b>	<b>2,295,789</b>
<b>Group 2 Species Total</b>	<b>25,568</b>	<b>29,596</b>	<b>21,183</b>	<b>11,414</b>	<b>23,679</b>	<b>21,588</b>	<b>18,348</b>	<b>17,931</b>	<b>22,008</b>	<b>23,791</b>	<b>23,081</b>	<b>17,975</b>	<b>256,162</b>
<b>Group 3 Species Total</b>	<b>47,152</b>	<b>41,377</b>	<b>40,234</b>	<b>35,755</b>	<b>26,785</b>	<b>36,474</b>	<b>34,284</b>	<b>51,719</b>	<b>35,004</b>	<b>58,315</b>	<b>39,421</b>	<b>38,684</b>	<b>485,205</b>
<b>Group 4 Species Total</b>	<b>62,968</b>	<b>74,127</b>	<b>64,823</b>	<b>31,329</b>	<b>46,770</b>	<b>53,338</b>	<b>41,349</b>	<b>59,708</b>	<b>45,818</b>	<b>76,088</b>	<b>58,321</b>	<b>46,205</b>	<b>660,845</b>
<b>Grade Total (m3)</b>	<b>386,488</b>	<b>372,303</b>	<b>361,010</b>	<b>243,002</b>	<b>236,479</b>	<b>332,271</b>	<b>249,717</b>	<b>330,614</b>	<b>230,425</b>	<b>392,276</b>	<b>301,444</b>	<b>261,971</b>	<b>3,698,000</b>

### Log Grade: Plantation diam under sap 40 - 49 cm: super small

Species / Group	Month												12-month total	
	12/18	11/18	10/18	9/18	8/18	7/18	6/18	5/18	4/18	3/18	2/18	1/18		
Teak (d) super small (pln)													1	<b>1</b>
<b>Group 1 Species Total</b>													1	<b>1</b>
<b>Grade Total (m3)</b>													1	<b>1</b>

**Log Grade: Plantation diam under sap 30 - 39 cm: baby small**

Species / Group	Month												12-month total
	12/18	11/18	10/18	9/18	8/18	7/18	6/18	5/18	4/18	3/18	2/18	1/18	
Teak (c) baby smal (plntn)										11			<b>11</b>
<b>Group 1 Species Total</b>										<b>11</b>			<b>11</b>
<b>Grade Total (m3)</b>										<b>11</b>			<b>11</b>

**Log Grade: Plantation diam under sap 20 - 29 cm: tiny small**

Species / Group	Month												12-month total
	12/18	11/18	10/18	9/18	8/18	7/18	6/18	5/18	4/18	3/18	2/18	1/18	
Teak (b) tiny small (plntn)										173	219		<b>393</b>
<b>Group 1 Species Total</b>										<b>173</b>	<b>219</b>		<b>393</b>
<b>Grade Total (m3)</b>										<b>173</b>	<b>219</b>		<b>393</b>

**Log Grade: Plantation diam under sap 10 - 19 cm: little small**

Species / Group	Month												12-month total
	12/18	11/18	10/18	9/18	8/18	7/18	6/18	5/18	4/18	3/18	2/18	1/18	
Teak (a) little small (plntn)						148				143	116		<b>408</b>
<b>Group 1 Species Total</b>						<b>148</b>				<b>143</b>	<b>116</b>		<b>408</b>
<b>Grade Total (m3)</b>						<b>148</b>				<b>143</b>	<b>116</b>		<b>408</b>

**Log Grade: Plantation diam 60+ cm: regular**

Species / Group	Month												12-month total
	12/18	11/18	10/18	9/18	8/18	7/18	6/18	5/18	4/18	3/18	2/18	1/18	
Erima										25			<b>25</b>
Terminalia							194		339	96			<b>630</b>
Group 2 Species	353	3,106	1,527	551	475	3,055	955	807	2,716	2,615	65	89	<b>16,313</b>
<b>Group 1 Species Total</b>							<b>194</b>		<b>339</b>	<b>121</b>			<b>654</b>
<b>Group 2 Species Total</b>	<b>353</b>	<b>3,106</b>	<b>1,527</b>	<b>551</b>	<b>475</b>	<b>3,055</b>	<b>955</b>	<b>807</b>	<b>2,716</b>	<b>2,615</b>	<b>65</b>	<b>89</b>	<b>16,313</b>
<b>Grade Total (m3)</b>	<b>353</b>	<b>3,106</b>	<b>1,527</b>	<b>551</b>	<b>475</b>	<b>3,055</b>	<b>1,149</b>	<b>807</b>	<b>3,055</b>	<b>2,736</b>	<b>65</b>	<b>89</b>	<b>16,968</b>

**Log Grade: Plantation diam 50 - 59 cm: small**

Species / Group	Month												12-month total
	12/18	11/18	10/18	9/18	8/18	7/18	6/18	5/18	4/18	3/18	2/18	1/18	
Teak € small (plntn)								2					<b>2</b>
Terminalia							406		452	301			<b>1,159</b>
Group 2 Species	735	800	1,289	236	1,890	927	992	888	1,420	1,315	447	190	<b>11,129</b>
<b>Group 1 Species Total</b>							<b>406</b>	<b>2</b>	<b>452</b>	<b>301</b>			<b>1,162</b>
<b>Group 2 Species Total</b>	<b>735</b>	<b>800</b>	<b>1,289</b>	<b>236</b>	<b>1,890</b>	<b>927</b>	<b>992</b>	<b>888</b>	<b>1,420</b>	<b>1,315</b>	<b>447</b>	<b>190</b>	<b>11,129</b>
<b>Grade Total (m3)</b>	<b>735</b>	<b>800</b>	<b>1,289</b>	<b>236</b>	<b>1,890</b>	<b>927</b>	<b>1,398</b>	<b>890</b>	<b>1,872</b>	<b>1,616</b>	<b>447</b>	<b>190</b>	<b>12,290</b>

**Log Grade: Plantation diam 40 - 49 cm: super small low grade**

Species / Group	Month												12-month total	
	12/18	11/18	10/18	9/18	8/18	7/18	6/18	5/18	4/18	3/18	2/18	1/18		
Group 2 Species													384	
<b>Group 2 Species Total</b>													<b>384</b>	<b>384</b>
<b>Grade Total (m3)</b>													<b>384</b>	<b>384</b>

**Log Grade: Plantation diam 40 - 49 cm: super small**

Species / Group	Month												12-month total
	12/18	11/18	10/18	9/18	8/18	7/18	6/18	5/18	4/18	3/18	2/18	1/18	
Erima										1			<b>1</b>
Teak (d) super small (pln					3			1					<b>4</b>
Terminalia							793		969	590			<b>2,351</b>
Group 2 Species	1,355	1,809	2,617	301	3,667	767	2,590	965	3,589	1,255	1,318	1,242	<b>21,474</b>
<b>Group 1 Species Total</b>					<b>3</b>		<b>793</b>	<b>1</b>	<b>969</b>	<b>591</b>			<b>2,356</b>
<b>Group 2 Species Total</b>	<b>1,355</b>	<b>1,809</b>	<b>2,617</b>	<b>301</b>	<b>3,667</b>	<b>767</b>	<b>2,590</b>	<b>965</b>	<b>3,589</b>	<b>1,255</b>	<b>1,318</b>	<b>1,242</b>	<b>21,474</b>
<b>Grade Total (m3)</b>	<b>1,355</b>	<b>1,809</b>	<b>2,617</b>	<b>301</b>	<b>3,671</b>	<b>767</b>	<b>3,383</b>	<b>966</b>	<b>4,558</b>	<b>1,846</b>	<b>1,318</b>	<b>1,242</b>	<b>23,831</b>

**Log Grade: Plantation diam 30 - 39 cm: baby small**

Species / Group	Month												12-month total
	12/18	11/18	10/18	9/18	8/18	7/18	6/18	5/18	4/18	3/18	2/18	1/18	
Teak (c) baby smal (plntn			8	14	25			37					<b>84</b>
Terminalia							917		1,309	527			<b>2,753</b>
Group 2 Species	1,371	2,000	3,259	438	3,709	258	3,953	421	4,616	3,077	2,690	5,818	<b>31,609</b>
<b>Group 1 Species Total</b>			<b>8</b>	<b>14</b>	<b>25</b>		<b>917</b>	<b>37</b>	<b>1,309</b>	<b>527</b>			<b>2,837</b>
<b>Group 2 Species Total</b>	<b>1,371</b>	<b>2,000</b>	<b>3,259</b>	<b>438</b>	<b>3,709</b>	<b>258</b>	<b>3,953</b>	<b>421</b>	<b>4,616</b>	<b>3,077</b>	<b>2,690</b>	<b>5,818</b>	<b>31,609</b>
<b>Grade Total (m3)</b>	<b>1,371</b>	<b>2,000</b>	<b>3,267</b>	<b>452</b>	<b>3,733</b>	<b>258</b>	<b>4,870</b>	<b>458</b>	<b>5,925</b>	<b>3,604</b>	<b>2,690</b>	<b>5,818</b>	<b>34,446</b>

**Log Grade: Plantation diam 20 - 29 cm: tiny small**

Species / Group	Month												12-month total
	12/18	11/18	10/18	9/18	8/18	7/18	6/18	5/18	4/18	3/18	2/18	1/18	
Teak (b) tiny small (plntn)	424		330	220	243	754	138	514					<b>2,624</b>
Terminalia							396		732	71			<b>1,199</b>
Group 2 Species	250	236	697	122	1,454	10	1,476	5	2,004	2,691	1,111	4,971	<b>15,027</b>
<b>Group 1 Species Total</b>	<b>424</b>		<b>330</b>	<b>220</b>	<b>243</b>	<b>754</b>	<b>534</b>	<b>514</b>	<b>732</b>	<b>71</b>			<b>3,823</b>
<b>Group 2 Species Total</b>	<b>250</b>	<b>236</b>	<b>697</b>	<b>122</b>	<b>1,454</b>	<b>10</b>	<b>1,476</b>	<b>5</b>	<b>2,004</b>	<b>2,691</b>	<b>1,111</b>	<b>4,971</b>	<b>15,027</b>
<b>Grade Total (m3)</b>	<b>674</b>	<b>236</b>	<b>1,028</b>	<b>342</b>	<b>1,698</b>	<b>764</b>	<b>2,010</b>	<b>519</b>	<b>2,736</b>	<b>2,762</b>	<b>1,111</b>	<b>4,971</b>	<b>18,850</b>



**Log Grade: Plantation diam 00 - 19 cm: little small**

Species / Group	Month												12-month total
	12/18	11/18	10/18	9/18	8/18	7/18	6/18	5/18	4/18	3/18	2/18	1/18	
Teak (a) little small (plntn	124		40	131	113		412	194					<b>1,015</b>
<b>Group 1 Species Total</b>	<b>124</b>		<b>40</b>	<b>131</b>	<b>113</b>		<b>412</b>	<b>194</b>					<b>1,015</b>
<b>Grade Total (m3)</b>	<b>124</b>		<b>40</b>	<b>131</b>	<b>113</b>		<b>412</b>	<b>194</b>					<b>1,015</b>

**Log Grade: Low grade**

Species / Group	Month												12-month total
	12/18	11/18	10/18	9/18	8/18	7/18	6/18	5/18	4/18	3/18	2/18	1/18	
Burckella	401	284	510	65	200	478	28	496	60	26	498	11	<b>3,057</b>
Calophyllum	2,721	1,519	1,808	484	1,444	1,841	298	1,170	162	2,288	2,543	480	<b>16,758</b>
Dillenia	280	1,663	355		2	426	31	160	29	457	57	11	<b>3,470</b>
Erima	134	365	440	83	371	552	437	672	259	392	439	1,754	<b>5,897</b>
Grey Canarium	185	164	238	38	51	232	69	144	40	21	43		<b>1,224</b>
Hekakoro			21										<b>21</b>
Kwila	77	96	105	47	25	318	209	19		4	9	9	<b>918</b>
Lophopetalum/Perupok	190	79	277	34	53	72	39	123	90	2	21	2	<b>982</b>
Malas	509	351	1,277	18	6	1,008	97	283	19	254	487	13	<b>4,322</b>
Pencil Cedar	674	801	564	229	113	492	224	636	98	305	795	29	<b>4,961</b>
PNG Mersawa	1,941	187	413		216	1,967		1,581		25	1,964	592	<b>8,884</b>
PNG Walnut	594	237	1,532	132	276	689	362	757		316	282	22	<b>5,198</b>
Red Canarium	533	524	920	1,130	556	709	510	837	32	861	413	31	<b>7,055</b>
Red Planchonella	45	72	299	17	237	158	81	153	129	119	105	5	<b>1,420</b>
Taun	9,557	10,196	7,954	1,847	4,873	13,008	2,331	6,453	516	5,198	6,706	3,663	<b>72,301</b>
Terminalia	1,519	1,232	2,692	382	461	1,721	738	1,993	244	854	1,357	35	<b>13,229</b>
White Planchonella	105	79	203	148	137	327	142	176	48	58	118	3	<b>1,544</b>
<b>Group 1 Species Total</b>	<b>19,463</b>	<b>17,850</b>	<b>19,608</b>	<b>4,655</b>	<b>9,022</b>	<b>23,997</b>	<b>5,596</b>	<b>15,654</b>	<b>1,725</b>	<b>11,178</b>	<b>15,837</b>	<b>6,658</b>	<b>151,243</b>
<b>Group 2 Species Total</b>	<b>1,283</b>	<b>942</b>	<b>2,499</b>	<b>312</b>	<b>888</b>	<b>1,268</b>	<b>843</b>	<b>1,422</b>	<b>336</b>	<b>334</b>	<b>540</b>	<b>228</b>	<b>10,897</b>
<b>Group 3 Species Total</b>	<b>3,183</b>	<b>1,716</b>	<b>5,072</b>	<b>1,099</b>	<b>3,772</b>	<b>2,431</b>	<b>1,392</b>	<b>3,802</b>	<b>1,092</b>	<b>1,617</b>	<b>1,947</b>	<b>150</b>	<b>27,273</b>
<b>Group 4 Species Total</b>	<b>5,047</b>	<b>2,064</b>	<b>10,660</b>	<b>1,235</b>	<b>3,499</b>	<b>5,959</b>	<b>2,306</b>	<b>6,453</b>	<b>1,368</b>	<b>2,287</b>	<b>3,119</b>	<b>176</b>	<b>44,172</b>
<b>Grade Total (m3)</b>	<b>28,978</b>	<b>22,573</b>	<b>37,840</b>	<b>7,301</b>	<b>17,181</b>	<b>33,654</b>	<b>10,138</b>	<b>27,331</b>	<b>4,520</b>	<b>15,416</b>	<b>21,442</b>	<b>7,212</b>	<b>233,585</b>

**Log Grade: Kwila Low Grade**

Species / Group	Month												12-month total
	12/18	11/18	10/18	9/18	8/18	7/18	6/18	5/18	4/18	3/18	2/18	1/18	
Kwila	53												<b>53</b>
<b>Group 1 Species Total</b>	<b>53</b>												<b>53</b>
<b>Grade Total (m3)</b>	<b>53</b>												<b>53</b>

Product	All logs												12-month total
	Month												
Species / Group	12/18	11/18	10/18	9/18	8/18	7/18	6/18	5/18	4/18	3/18	2/18	1/18	
Burckella	7,626	5,287	4,413	5,962	1,968	5,435	2,346	5,525	3,955	6,094	5,196	4,149	<b>57,954</b>
Calophyllum	21,799	30,501	21,307	12,026	13,361	17,223	22,529	14,811	8,920	25,227	12,501	11,169	<b>211,373</b>
Dillenia	9,634	20,318	7,607	10,693	11,556	16,971	10,069	6,869	6,020	11,793	9,413	9,289	<b>130,234</b>
Erima	6,435	7,742	7,326	3,998	4,226	6,972	9,903	9,487	7,852	10,934	9,019	7,733	<b>91,628</b>
Grey Canarium	2,683	2,100	2,057	1,047	1,418	1,485	2,034	1,773	2,567	2,935	1,645	2,480	<b>24,225</b>
Hekakoro	1,039	257	55	60	41	23	18	102	526	583	671	1,417	<b>4,794</b>
Kwila	35,446	22,192	35,047	27,423	25,006	28,080	15,431	29,520	9,343	23,159	33,787	7,887	<b>292,321</b>
Lophopetalum/Perupok	1,407	2,355	1,159	1,034	565	891	1,006	1,056	725	1,416	865	723	<b>13,204</b>
Malas	28,253	17,700	15,534	23,929	17,787	25,811	19,795	22,097	11,204	30,685	16,111	23,114	<b>252,021</b>
Pencil Cedar	13,062	16,274	10,173	8,085	4,053	7,643	7,603	10,398	7,049	15,856	7,973	11,436	<b>119,607</b>
PNG Mersawa	10,847	4,937	11,958	3,332	10,549	17,818	3,021	11,047	4,394	5,617	11,453	8,408	<b>103,381</b>
PNG Walnut	7,522	5,808	7,353	4,976	3,266	6,589	4,247	6,657	4,605	7,019	6,267	3,838	<b>68,147</b>
Red Canarium	13,497	8,977	9,616	8,804	6,067	9,398	9,174	9,293	8,061	13,458	9,133	6,338	<b>111,817</b>
Red Planchonella	1,099	878	1,492	555	819	909	706	1,130	799	1,616	817	574	<b>11,394</b>
Taun	82,648	75,854	90,936	44,301	33,369	76,136	41,806	66,599	39,701	66,210	55,718	49,532	<b>722,810</b>
Teak (a) little small (plntn \	124		40	131	113	148	412	194		143	116		<b>1,422</b>
Teak (b) tiny small (plntn)	424		330	220	243	754	138	514		173	219		<b>3,016</b>
Teak (c) baby smal (plntn \			8	14	25			37		11			<b>95</b>
Teak (d) super small (plntn \					3			1		1			<b>5</b>
Teak € small (plntn)								2					<b>2</b>
Terminalia	24,185	21,202	26,729	11,659	13,089	21,147	12,772	18,765	15,248	21,806	14,156	14,953	<b>215,711</b>
White Planchonella	3,134	2,669	1,616	1,275	1,126	2,334	1,577	1,782	2,152	2,467	1,730	2,723	<b>24,584</b>
<b>Group 1 Species Total</b>	<b>270,865</b>	<b>245,053</b>	<b>254,757</b>	<b>169,523</b>	<b>148,652</b>	<b>245,770</b>	<b>164,587</b>	<b>217,658</b>	<b>133,121</b>	<b>247,201</b>	<b>196,793</b>	<b>165,765</b>	<b>2,459,744</b>
<b>Group 2 Species Total</b>	<b>30,915</b>	<b>38,489</b>	<b>33,071</b>	<b>13,375</b>	<b>35,762</b>	<b>27,872</b>	<b>29,158</b>	<b>22,437</b>	<b>36,689</b>	<b>35,079</b>	<b>29,637</b>	<b>30,512</b>	<b>362,995</b>
<b>Group 3 Species Total</b>	<b>50,336</b>	<b>43,093</b>	<b>45,307</b>	<b>36,854</b>	<b>30,556</b>	<b>38,905</b>	<b>35,677</b>	<b>55,521</b>	<b>36,096</b>	<b>59,932</b>	<b>41,368</b>	<b>38,834</b>	<b>512,478</b>
<b>Group 4 Species Total</b>	<b>68,016</b>	<b>76,191</b>	<b>75,483</b>	<b>32,564</b>	<b>50,269</b>	<b>59,297</b>	<b>43,656</b>	<b>66,161</b>	<b>47,185</b>	<b>78,375</b>	<b>61,440</b>	<b>46,381</b>	<b>705,016</b>
<b>Grand Totals (m3)</b>	<b>420,131</b>	<b>402,826</b>	<b>408,618</b>	<b>252,315</b>	<b>265,239</b>	<b>371,844</b>	<b>273,077</b>	<b>361,777</b>	<b>253,091</b>	<b>420,587</b>	<b>329,237</b>	<b>281,492</b>	<b>4,040,234</b>

## Monthly Export Log Revenues (K'000) by Log Grades and Species/Groups

### Log Grade: Saw/Veneer

Species / Group	Month												12-month total
	12/18	11/18	10/18	9/18	8/18	7/18	6/18	5/18	4/18	3/18	2/18	1/18	
Burckella	2,051	1,409	1,095	1,640	491	1,414	649	1,386	1,105	1,672	1,268	1,146	<b>15,327</b>
Calophyllum	6,852	10,353	7,090	4,257	4,356	5,460	8,126	4,623	3,122	7,883	3,381	3,595	<b>69,097</b>
Dillenia	2,645	5,208	2,033	2,960	3,169	4,648	2,747	1,853	1,695	3,025	2,488	2,489	<b>34,961</b>
Erima	1,796	2,082	1,864	1,070	1,078	1,803	2,657	2,460	2,134	2,869	2,363	1,700	<b>23,877</b>
Grey Canarium	712	555	507	281	378	354	559	439	716	806	444	711	<b>6,462</b>
Hekakoro	307	76	10	17	12	7	5	31	159	175	202	424	<b>1,423</b>
Kwila	29,729	18,108	28,528	22,790	20,777	22,383	12,181	23,140	7,546	18,218	26,650	6,127	<b>236,178</b>
Lophopetalum/Perupok	337	640	240	278	141	229	268	255	178	384	231	200	<b>3,382</b>
Malas	8,000	4,936	3,996	6,837	5,038	7,051	5,580	5,891	3,154	8,333	4,297	6,232	<b>69,346</b>
Pencil Cedar	4,364	5,351	3,393	2,729	1,356	2,481	2,583	3,332	2,418	5,257	2,432	3,897	<b>39,594</b>
PNG Mersawa	3,213	1,717	4,125	1,125	3,685	5,617	1,143	2,852	1,603	2,015	3,272	2,929	<b>33,294</b>
PNG Walnut	1,949	1,562	1,593	1,334	828	1,674	1,087	1,637	1,319	1,851	1,663	1,107	<b>17,604</b>
Red Canarium	3,649	2,392	2,398	2,116	1,531	2,454	2,439	2,297	2,268	3,472	2,393	1,758	<b>29,169</b>
Red Planchonella	291	229	330	149	161	206	174	266	184	405	190	157	<b>2,743</b>
Taun	26,456	23,648	30,047	15,181	10,024	23,074	14,050	21,225	14,009	21,152	16,671	15,826	<b>231,364</b>
Terminalia	6,298	5,582	6,589	3,096	3,479	5,425	2,604	4,596	3,144	5,271	3,485	4,092	<b>53,661</b>
White Planchonella	878	752	390	325	279	569	414	454	609	664	452	763	<b>6,548</b>
<b>Group 1 Species Total</b>	<b>99,526</b>	<b>84,600</b>	<b>94,228</b>	<b>66,186</b>	<b>56,785</b>	<b>84,849</b>	<b>57,266</b>	<b>76,737</b>	<b>45,362</b>	<b>83,452</b>	<b>71,883</b>	<b>53,156</b>	<b>874,029</b>
<b>Group 2 Species Total</b>	<b>6,389</b>	<b>7,388</b>	<b>5,215</b>	<b>2,832</b>	<b>5,663</b>	<b>5,407</b>	<b>4,649</b>	<b>4,330</b>	<b>5,466</b>	<b>5,941</b>	<b>5,615</b>	<b>4,426</b>	<b>63,322</b>
<b>Group 3 Species Total</b>	<b>11,047</b>	<b>9,779</b>	<b>9,375</b>	<b>8,218</b>	<b>6,233</b>	<b>8,617</b>	<b>8,101</b>	<b>11,643</b>	<b>8,364</b>	<b>13,477</b>	<b>8,965</b>	<b>9,005</b>	<b>112,824</b>
<b>Group 4 Species Total</b>	<b>13,748</b>	<b>16,241</b>	<b>14,071</b>	<b>6,708</b>	<b>10,044</b>	<b>11,705</b>	<b>9,149</b>	<b>12,707</b>	<b>10,172</b>	<b>16,413</b>	<b>12,308</b>	<b>10,020</b>	<b>143,286</b>
<b>Grade Total (K'000)</b>	<b>130,710</b>	<b>118,008</b>	<b>122,889</b>	<b>83,943</b>	<b>78,725</b>	<b>110,578</b>	<b>79,165</b>	<b>105,418</b>	<b>69,363</b>	<b>119,283</b>	<b>98,772</b>	<b>76,607</b>	<b>1,193,461</b>

### Log Grade: Plantation diam under sap 40 - 49 cm: super small

Species / Group	Month												12-month total
	12/18	11/18	10/18	9/18	8/18	7/18	6/18	5/18	4/18	3/18	2/18	1/18	
Teak (d) super small (plnt)													<b>1</b>
<b>Group 1 Species Total</b>													<b>1</b>
<b>Grade Total (K'000)</b>													<b>1</b>

### Log Grade: Plantation diam under sap 30 - 39 cm: baby small

Species / Group	Month												12-month total
	12/18	11/18	10/18	9/18	8/18	7/18	6/18	5/18	4/18	3/18	2/18	1/18	
Teak (c) baby smal (plntn)													<b>9</b>
<b>Group 1 Species Total</b>													<b>9</b>
<b>Grade Total (K'000)</b>													<b>9</b>

**Log Grade: Plantation diam under sap 20 - 29 cm: tiny small**

Species / Group	Month												12-month total
	12/18	11/18	10/18	9/18	8/18	7/18	6/18	5/18	4/18	3/18	2/18	1/18	
Teak (b) tiny small (plntn)										143	180		<b>323</b>
<b>Group 1 Species Total</b>										<b>143</b>	<b>180</b>		<b>323</b>
<b>Grade Total (K'000)</b>										<b>143</b>	<b>180</b>		<b>323</b>

**Log Grade: Plantation diam under sap 10 - 19 cm: little small**

Species / Group	Month												12-month total
	12/18	11/18	10/18	9/18	8/18	7/18	6/18	5/18	4/18	3/18	2/18	1/18	
Teak (a) little small (plntn)						124				118	96		<b>337</b>
<b>Group 1 Species Total</b>						<b>124</b>				<b>118</b>	<b>96</b>		<b>337</b>
<b>Grade Total (K'000)</b>						<b>124</b>				<b>118</b>	<b>96</b>		<b>337</b>

**Log Grade: Plantation diam 60+ cm: regular**

Species / Group	Month												12-month total
	12/18	11/18	10/18	9/18	8/18	7/18	6/18	5/18	4/18	3/18	2/18	1/18	
Erima										7			<b>7</b>
Terminalia							66		115	33			<b>214</b>
Group 2 Species	124	1,071	522	187	222	1,083	348	366	986	788	29	31	<b>5,757</b>
<b>Group 1 Species Total</b>							<b>66</b>		<b>115</b>	<b>40</b>			<b>221</b>
<b>Group 2 Species Total</b>	<b>124</b>	<b>1,071</b>	<b>522</b>	<b>187</b>	<b>222</b>	<b>1,083</b>	<b>348</b>	<b>366</b>	<b>986</b>	<b>788</b>	<b>29</b>	<b>31</b>	<b>5,757</b>
<b>Grade Total (K'000)</b>	<b>124</b>	<b>1,071</b>	<b>522</b>	<b>187</b>	<b>222</b>	<b>1,083</b>	<b>414</b>	<b>366</b>	<b>1,101</b>	<b>828</b>	<b>29</b>	<b>31</b>	<b>5,978</b>

**Log Grade: Plantation diam 50 - 59 cm: small**

Species / Group	Month												12-month total
	12/18	11/18	10/18	9/18	8/18	7/18	6/18	5/18	4/18	3/18	2/18	1/18	
Teak € small (plntn)								2					<b>2</b>
Terminalia							132		146	97			<b>376</b>
Group 2 Species	246	256	415	73	792	299	353	375	557	354	175	60	<b>3,954</b>
<b>Group 1 Species Total</b>							<b>132</b>	<b>2</b>	<b>146</b>	<b>97</b>			<b>377</b>
<b>Group 2 Species Total</b>	<b>246</b>	<b>256</b>	<b>415</b>	<b>73</b>	<b>792</b>	<b>299</b>	<b>353</b>	<b>375</b>	<b>557</b>	<b>354</b>	<b>175</b>	<b>60</b>	<b>3,954</b>
<b>Grade Total (K'000)</b>	<b>246</b>	<b>256</b>	<b>415</b>	<b>73</b>	<b>792</b>	<b>299</b>	<b>485</b>	<b>377</b>	<b>703</b>	<b>451</b>	<b>175</b>	<b>60</b>	<b>4,332</b>

**Log Grade: Plantation diam 40 - 49 cm: super small low grade**

Species / Group	Month												12-month total
	12/18	11/18	10/18	9/18	8/18	7/18	6/18	5/18	4/18	3/18	2/18	1/18	
Group 2 Species												134	<b>134</b>
<b>Group 2 Species Total</b>												<b>134</b>	<b>134</b>
<b>Grade Total (K'000)</b>												<b>134</b>	<b>134</b>

**Log Grade: Plantation diam 40 - 49 cm: super small**

Species / Group	Month												12-month total
	12/18	11/18	10/18	9/18	8/18	7/18	6/18	5/18	4/18	3/18	2/18	1/18	
Erima										0			<b>0</b>
Teak (d) super small (plnt)					3			1					<b>3</b>
Terminalia							252		308	187			<b>747</b>
Group 2 Species	445	575	820	83	1,378	222	856	350	1,308	378	459	353	<b>7,229</b>
<b>Group 1 Species Total</b>					<b>3</b>		<b>252</b>	<b>1</b>	<b>308</b>	<b>187</b>			<b>750</b>
<b>Group 2 Species Total</b>	<b>445</b>	<b>575</b>	<b>820</b>	<b>83</b>	<b>1,378</b>	<b>222</b>	<b>856</b>	<b>350</b>	<b>1,308</b>	<b>378</b>	<b>459</b>	<b>353</b>	<b>7,229</b>
<b>Grade Total (K'000)</b>	<b>445</b>	<b>575</b>	<b>820</b>	<b>83</b>	<b>1,381</b>	<b>222</b>	<b>1,109</b>	<b>351</b>	<b>1,615</b>	<b>566</b>	<b>459</b>	<b>353</b>	<b>7,979</b>

**Log Grade: Plantation diam 30 - 39 cm: baby small**

Species / Group	Month												12-month total
	12/18	11/18	10/18	9/18	8/18	7/18	6/18	5/18	4/18	3/18	2/18	1/18	
Teak (c) baby smal (plntn)			7	11	21			30					<b>69</b>
Terminalia							269		382	154			<b>805</b>
Group 2 Species	414	595	926	107	1,192	65	1,106	130	1,457	817	756	1,468	<b>9,032</b>
<b>Group 1 Species Total</b>			<b>7</b>	<b>11</b>	<b>21</b>		<b>269</b>	<b>30</b>	<b>382</b>	<b>154</b>			<b>874</b>
<b>Group 2 Species Total</b>	<b>414</b>	<b>595</b>	<b>926</b>	<b>107</b>	<b>1,192</b>	<b>65</b>	<b>1,106</b>	<b>130</b>	<b>1,457</b>	<b>817</b>	<b>756</b>	<b>1,468</b>	<b>9,032</b>
<b>Grade Total (K'000)</b>	<b>414</b>	<b>595</b>	<b>933</b>	<b>118</b>	<b>1,213</b>	<b>65</b>	<b>1,374</b>	<b>159</b>	<b>1,839</b>	<b>970</b>	<b>756</b>	<b>1,468</b>	<b>9,905</b>

**Log Grade: Plantation diam 20 - 29 cm: tiny small**

Species / Group	Month												12-month total
	12/18	11/18	10/18	9/18	8/18	7/18	6/18	5/18	4/18	3/18	2/18	1/18	
Teak (b) tiny small (plntn)	363		280	186	205	631	114	417					<b>2,196</b>
Terminalia							103		191	18			<b>312</b>
Group 2 Species	67	63	169	26	335	2	296	1	472	659	179	1,098	<b>3,366</b>
<b>Group 1 Species Total</b>	<b>363</b>		<b>280</b>	<b>186</b>	<b>205</b>	<b>631</b>	<b>218</b>	<b>417</b>	<b>191</b>	<b>18</b>			<b>2,508</b>
<b>Group 2 Species Total</b>	<b>67</b>	<b>63</b>	<b>169</b>	<b>26</b>	<b>335</b>	<b>2</b>	<b>296</b>	<b>1</b>	<b>472</b>	<b>659</b>	<b>179</b>	<b>1,098</b>	<b>3,366</b>
<b>Grade Total (K'000)</b>	<b>431</b>	<b>63</b>	<b>449</b>	<b>211</b>	<b>540</b>	<b>634</b>	<b>514</b>	<b>418</b>	<b>663</b>	<b>677</b>	<b>179</b>	<b>1,098</b>	<b>5,875</b>

**Log Grade: Plantation diam 00 - 19 cm: little small**

Species / Group	Month												12-month total
	12/18	11/18	10/18	9/18	8/18	7/18	6/18	5/18	4/18	3/18	2/18	1/18	
Teak (a) little small (plntn)	107		34	110	95		341	158					<b>846</b>
<b>Group 1 Species Total</b>	<b>107</b>		<b>34</b>	<b>110</b>	<b>95</b>		<b>341</b>	<b>158</b>					<b>846</b>
<b>Grade Total (K'000)</b>	<b>107</b>		<b>34</b>	<b>110</b>	<b>95</b>		<b>341</b>	<b>158</b>					<b>846</b>

**Log Grade: Low grade**

Species / Group	Month												12-month total
	12/18	11/18	10/18	9/18	8/18	7/18	6/18	5/18	4/18	3/18	2/18	1/18	
Burckella	48	38	72	7	26	63	4	65	9	4	85	2	<b>424</b>
Calophyllum	370	196	214	67	244	275	39	152	24	392	437	71	<b>2,481</b>
Dillenia	34	232	55		0	68	5	28	5	80	10	2	<b>519</b>
Erima	23	66	64	11	62	92	76	113	45	68	76	304	<b>1,000</b>
Grey Canarium	22	26	30	4	8	38	10	23	7	4	7		<b>178</b>
Hekakoro			3										<b>3</b>
Kwila	9	11	12	5	3	54	30	2		0	1	1	<b>130</b>
Lophopetalum/Perupok	22	14	33	4	9	10	5	17	13	0	3	0	<b>131</b>
Malas	93	48	191	3	1	147	17	49	3	44	85	2	<b>682</b>
Pencil Cedar	88	118	73	29	16	74	32	99	16	53	135	4	<b>737</b>
PNG Mersawa	319	31	68		38	368		277		4	353	97	<b>1,555</b>
PNG Walnut	90	38	247	16	47	116	63	128		55	49	3	<b>850</b>
Red Canarium	65	70	119	172	97	107	85	134	5	148	68	4	<b>1,074</b>
Red Planchonella	6	13	47	2	42	27	13	26	19	21	18	1	<b>235</b>
Taun	1,550	1,732	1,165	287	879	2,195	349	1,050	84	898	1,146	620	<b>11,955</b>
Terminalia	227	208	396	54	75	281	116	332	41	148	234	5	<b>2,117</b>
White Planchonella	13	12	24	26	21	49	20	27	7	10	19	0	<b>228</b>
<b>Group 1 Species Total</b>	<b>2,978</b>	<b>2,852</b>	<b>2,814</b>	<b>688</b>	<b>1,569</b>	<b>3,964</b>	<b>864</b>	<b>2,524</b>	<b>279</b>	<b>1,930</b>	<b>2,723</b>	<b>1,117</b>	<b>24,301</b>
<b>Group 2 Species Total</b>	<b>178</b>	<b>129</b>	<b>329</b>	<b>42</b>	<b>129</b>	<b>184</b>	<b>126</b>	<b>214</b>	<b>56</b>	<b>58</b>	<b>89</b>	<b>37</b>	<b>1,570</b>
<b>Group 3 Species Total</b>	<b>430</b>	<b>251</b>	<b>735</b>	<b>156</b>	<b>615</b>	<b>381</b>	<b>223</b>	<b>628</b>	<b>185</b>	<b>278</b>	<b>331</b>	<b>21</b>	<b>4,231</b>
<b>Group 4 Species Total</b>	<b>747</b>	<b>343</b>	<b>1,695</b>	<b>186</b>	<b>597</b>	<b>1,019</b>	<b>378</b>	<b>1,101</b>	<b>231</b>	<b>396</b>	<b>534</b>	<b>26</b>	<b>7,252</b>
<b>Grade Total (K'000)</b>	<b>4,332</b>	<b>3,575</b>	<b>5,572</b>	<b>1,072</b>	<b>2,908</b>	<b>5,548</b>	<b>1,590</b>	<b>4,466</b>	<b>751</b>	<b>2,661</b>	<b>3,678</b>	<b>1,201</b>	<b>37,355</b>

**Log Grade: Kwila Low Grade**

Species / Group	Month												12-month total
	12/18	11/18	10/18	9/18	8/18	7/18	6/18	5/18	4/18	3/18	2/18	1/18	
Kwila	32												<b>32</b>
<b>Group 1 Species Total</b>	<b>32</b>												<b>32</b>
<b>Grade Total (K'000)</b>	<b>32</b>												<b>32</b>

**Log Grade: All logs**

Species / Group	Month												12-month total
	12/18	11/18	10/18	9/18	8/18	7/18	6/18	5/18	4/18	3/18	2/18	1/18	
Burckella	2,099	1,447	1,167	1,648	517	1,478	653	1,451	1,114	1,677	1,353	1,148	<b>15,751</b>
Calophyllum	7,222	10,549	7,304	4,323	4,600	5,735	8,164	4,775	3,146	8,275	3,818	3,666	<b>71,578</b>
Dillenia	2,679	5,440	2,087	2,960	3,170	4,716	2,753	1,881	1,700	3,104	2,498	2,491	<b>35,480</b>
Erima	1,818	2,148	1,928	1,081	1,140	1,895	2,733	2,572	2,179	2,946	2,439	2,004	<b>24,885</b>
Grey Canarium	734	581	537	285	387	392	569	462	723	809	451	711	<b>6,640</b>
Hekakoro	307	76	13	17	12	7	5	31	159	175	202	424	<b>1,427</b>
Kwila	29,770	18,119	28,540	22,796	20,781	22,437	12,211	23,142	7,546	18,218	26,651	6,128	<b>236,340</b>
Lophopetalum/Perupok	358	654	274	281	150	239	273	273	191	384	234	200	<b>3,513</b>
Malas	8,093	4,984	4,187	6,840	5,039	7,198	5,597	5,941	3,157	8,377	4,382	6,234	<b>70,028</b>
Pencil Cedar	4,452	5,469	3,466	2,758	1,372	2,555	2,615	3,432	2,435	5,310	2,568	3,901	<b>40,331</b>
PNG Mersawa	3,531	1,747	4,193	1,125	3,724	5,985	1,143	3,129	1,603	2,019	3,625	3,026	<b>34,849</b>
PNG Walnut	2,039	1,600	1,839	1,350	875	1,790	1,150	1,765	1,319	1,906	1,712	1,110	<b>18,455</b>
Red Canarium	3,714	2,462	2,517	2,288	1,628	2,561	2,525	2,432	2,273	3,620	2,461	1,763	<b>30,243</b>
Red Planchonella	297	243	378	151	203	234	187	292	202	426	207	158	<b>2,977</b>
Taun	28,007	25,380	31,212	15,468	10,903	25,269	14,400	22,275	14,093	22,050	17,817	16,446	<b>243,319</b>
Teak (a) little small (plntn \	107		34	110	95	124	341	158		118	96		<b>1,183</b>
Teak (b) tiny small (plntn)	363		280	186	205	631	114	417		143	180		<b>2,519</b>
Teak (c) baby smal (plntn \			7	11	21			30		9			<b>78</b>
Teak (d) super small (pln					3			1		1			<b>4</b>
Teak € small (plntn)								2					<b>2</b>
Terminalia	6,525	5,790	6,986	3,150	3,554	5,706	3,543	4,928	4,327	5,908	3,719	4,097	<b>58,232</b>
White Planchonella	891	764	414	351	300	618	433	481	616	674	471	764	<b>6,776</b>
<b>Group 1 Species Total</b>	<b>103,006</b>	<b>87,453</b>	<b>97,363</b>	<b>67,181</b>	<b>58,677</b>	<b>89,569</b>	<b>59,408</b>	<b>79,867</b>	<b>46,782</b>	<b>86,149</b>	<b>74,882</b>	<b>54,273</b>	<b>904,610</b>
<b>Group 2 Species Total</b>	<b>7,864</b>	<b>10,077</b>	<b>8,396</b>	<b>3,349</b>	<b>9,710</b>	<b>7,262</b>	<b>7,734</b>	<b>5,766</b>	<b>10,302</b>	<b>8,995</b>	<b>7,436</b>	<b>7,472</b>	<b>94,364</b>
<b>Group 3 Species Total</b>	<b>11,476</b>	<b>10,030</b>	<b>10,110</b>	<b>8,373</b>	<b>6,848</b>	<b>8,998</b>	<b>8,323</b>	<b>12,271</b>	<b>8,548</b>	<b>13,754</b>	<b>9,297</b>	<b>9,026</b>	<b>117,055</b>
<b>Group 4 Species Total</b>	<b>14,495</b>	<b>16,584</b>	<b>15,766</b>	<b>6,894</b>	<b>10,641</b>	<b>12,724</b>	<b>9,527</b>	<b>13,808</b>	<b>10,403</b>	<b>16,809</b>	<b>12,842</b>	<b>10,046</b>	<b>150,539</b>
<b>Grand Total (K'000)</b>	<b>36,841</b>	<b>24,143</b>	<b>31,634</b>	<b>85,798</b>	<b>85,876</b>	<b>18,553</b>	<b>84,993</b>	<b>11,712</b>	<b>76,036</b>	<b>25,707</b>	<b>104,456</b>	<b>80,817</b>	<b>1,266,567</b>

## Monthly Export Log Revenues (USD'000) by Log Grades and Species/Groups

### Log Grade: Saw/Veneer

Species / Group	Month												12-month total
	12/18	11/18	10/18	9/18	8/18	7/18	6/18	5/18	4/18	3/18	2/18	1/18	
Burckella	622	428	334	504	151	439	203	437	348	527	399	363	<b>4,755</b>
Calophyllum	2,084	3,149	2,164	1,308	1,347	1,695	2,546	1,489	983	2,487	1,060	1,139	<b>21,452</b>
Dillenia	804	1,585	622	910	979	1,444	858	583	534	951	784	789	<b>10,843</b>
Erima	546	629	569	328	333	560	832	773	672	906	746	538	<b>7,433</b>
Grey Canarium	216	168	153	86	117	110	175	141	225	254	140	225	<b>2,010</b>
Hekakoro	93	23	3	5	4	2	2	10	50	55	64	134	<b>445</b>
Kwila	9,050	5,505	8,764	7,025	6,434	6,954	3,801	7,337	2,364	5,750	8,434	1,942	<b>73,360</b>
Lophopetalum/Perupok	102	194	73	85	44	71	84	80	56	121	73	63	<b>1,047</b>
Malas	2,433	1,502	1,222	2,099	1,557	2,191	1,748	1,881	993	2,630	1,359	1,975	<b>21,591</b>
Pencil Cedar	1,327	1,627	1,036	838	419	769	808	1,058	760	1,658	765	1,235	<b>12,299</b>
PNG Mersawa	978	524	1,259	347	1,141	1,736	358	1,072	500	635	1,016	906	<b>10,472</b>
PNG Walnut	593	475	486	410	256	520	340	515	415	584	523	350	<b>5,468</b>
Red Canarium	1,108	726	733	650	473	762	765	731	714	1,095	754	557	<b>9,067</b>
Red Planchonella	89	69	101	46	50	64	54	84	58	128	60	49	<b>852</b>
Taun	8,055	7,166	9,177	4,659	3,102	7,151	4,378	6,660	4,403	6,675	5,269	5,007	<b>71,701</b>
Terminalia	1,915	1,697	2,014	952	1,075	1,680	814	1,447	988	1,663	1,101	1,295	<b>16,642</b>
White Planchonella	266	228	119	100	86	176	130	143	192	210	143	242	<b>2,034</b>
<b>Group 1 Species Total</b>	<b>30,281</b>	<b>25,696</b>	<b>28,830</b>	<b>20,352</b>	<b>17,566</b>	<b>26,323</b>	<b>17,896</b>	<b>24,438</b>	<b>14,255</b>	<b>26,330</b>	<b>22,689</b>	<b>16,813</b>	<b>271,469</b>
<b>Group 2 Species Total</b>	<b>1,944</b>	<b>2,247</b>	<b>1,592</b>	<b>870</b>	<b>1,751</b>	<b>1,678</b>	<b>1,457</b>	<b>1,387</b>	<b>1,720</b>	<b>1,875</b>	<b>1,764</b>	<b>1,401</b>	<b>19,688</b>
<b>Group 3 Species Total</b>	<b>3,359</b>	<b>2,969</b>	<b>2,857</b>	<b>2,528</b>	<b>1,926</b>	<b>2,674</b>	<b>2,537</b>	<b>3,693</b>	<b>2,631</b>	<b>4,252</b>	<b>2,824</b>	<b>2,850</b>	<b>35,101</b>
<b>Group 4 Species Total</b>	<b>4,179</b>	<b>4,928</b>	<b>4,290</b>	<b>2,061</b>	<b>3,103</b>	<b>3,631</b>	<b>2,865</b>	<b>4,010</b>	<b>3,198</b>	<b>5,179</b>	<b>3,880</b>	<b>3,172</b>	<b>44,496</b>
<b>Grade Total (USD'000)</b>	<b>39,762</b>	<b>35,841</b>	<b>37,570</b>	<b>25,811</b>	<b>24,346</b>	<b>34,306</b>	<b>24,755</b>	<b>33,528</b>	<b>21,805</b>	<b>37,636</b>	<b>31,157</b>	<b>24,235</b>	<b>370,753</b>

### Log Grade: Plantation diam under sap 40 - 49 cm: super small

Species / Group	Month												12-month total
	12/18	11/18	10/18	9/18	8/18	7/18	6/18	5/18	4/18	3/18	2/18	1/18	
Teak (d) super small (plnt)													<b>0</b>
<b>Group 1 Species Total</b>													<b>0</b>
<b>Grade Total (USD'000)</b>													<b>0</b>



**Log Grade: Plantation diam under sap 30 - 39 cm: baby small**

Species / Group	Month												12-month total	
	12/18	11/18	10/18	9/18	8/18	7/18	6/18	5/18	4/18	3/18	2/18	1/18		
Teak (c) baby smal (plntn)													3	<b>3</b>
<b>Group 1 Species Total</b>													3	<b>3</b>
<b>Grade Total (USD'000)</b>													3	<b>3</b>

**Log Grade: Plantation diam under sap 20 - 29 cm: tiny small**

Species / Group	Month												12-month total		
	12/18	11/18	10/18	9/18	8/18	7/18	6/18	5/18	4/18	3/18	2/18	1/18			
Teak (b) tiny small (plntn)													43	55	<b>98</b>
<b>Group 1 Species Total</b>													43	55	<b>98</b>
<b>Grade Total (USD'000)</b>													43	55	<b>98</b>

**Log Grade: Plantation diam under sap 10 - 19 cm: little small**

Species / Group	Month												12-month total			
	12/18	11/18	10/18	9/18	8/18	7/18	6/18	5/18	4/18	3/18	2/18	1/18				
Teak (a) little small (plntn)													37	36	29	<b>102</b>
<b>Group 1 Species Total</b>													37	36	29	<b>102</b>
<b>Grade Total (USD'000)</b>													37	36	29	<b>102</b>

**Log Grade: Plantation diam 60+ cm: regular**

Species / Group	Month												12-month total				
	12/18	11/18	10/18	9/18	8/18	7/18	6/18	5/18	4/18	3/18	2/18	1/18					
Erima														2		<b>2</b>	
Terminalia														21	36	10	<b>67</b>
Group 2 Species	38	326	161	58	66	336	109	89	309	249	9	10				<b>1,759</b>	
<b>Group 1 Species Total</b>													21	36	13	<b>70</b>	
<b>Group 2 Species Total</b>	<b>38</b>	<b>326</b>	<b>161</b>	<b>58</b>	<b>66</b>	<b>336</b>	<b>109</b>	<b>89</b>	<b>309</b>	<b>249</b>	<b>9</b>	<b>10</b>				<b>1,759</b>	
<b>Grade Total (USD'000)</b>	<b>38</b>	<b>326</b>	<b>161</b>	<b>58</b>	<b>66</b>	<b>336</b>	<b>130</b>	<b>89</b>	<b>345</b>	<b>262</b>	<b>9</b>	<b>10</b>				<b>1,829</b>	

**Log Grade: Plantation diam 50 - 59 cm: small**

Species / Group	Month												12-month total				
	12/18	11/18	10/18	9/18	8/18	7/18	6/18	5/18	4/18	3/18	2/18	1/18					
Teak € small (plntn)														1		<b>1</b>	
Terminalia														41	46	31	<b>118</b>
Group 2 Species	75	78	127	22	238	93	111	89	171	112	53	19				<b>1,188</b>	
<b>Group 1 Species Total</b>													41	1	46	31	<b>119</b>
<b>Group 2 Species Total</b>	<b>75</b>	<b>78</b>	<b>127</b>	<b>22</b>	<b>238</b>	<b>93</b>	<b>111</b>	<b>89</b>	<b>171</b>	<b>112</b>	<b>53</b>	<b>19</b>				<b>1,188</b>	
<b>Grade Total (USD'000)</b>	<b>75</b>	<b>78</b>	<b>127</b>	<b>22</b>	<b>238</b>	<b>93</b>	<b>152</b>	<b>89</b>	<b>217</b>	<b>143</b>	<b>53</b>	<b>19</b>				<b>1,307</b>	

**Log Grade: Plantation diam 40 - 49 cm: super small low grade**

Species / Group	Month												12-month total
	12/18	11/18	10/18	9/18	8/18	7/18	6/18	5/18	4/18	3/18	2/18	1/18	
Group 2 Species												41	<b>41</b>
<b>Group 2 Species Total</b>												<b>41</b>	<b>41</b>
<b>Grade Total (USD'000)</b>												<b>41</b>	<b>41</b>

**Log Grade: Plantation diam 40 - 49 cm: super small**

Species / Group	Month												12-month total
	12/18	11/18	10/18	9/18	8/18	7/18	6/18	5/18	4/18	3/18	2/18	1/18	
Erima										0			<b>0</b>
Teak (d) super small (plnt)					1			0					<b>1</b>
Terminalia							79		97	59			<b>235</b>
Group 2 Species	135	177	251	26	415	69	269	87	401	119	140	112	<b>2,201</b>
<b>Group 1 Species Total</b>					<b>1</b>		<b>79</b>	<b>0</b>	<b>97</b>	<b>59</b>			<b>236</b>
<b>Group 2 Species Total</b>	<b>135</b>	<b>177</b>	<b>251</b>	<b>26</b>	<b>415</b>	<b>69</b>	<b>269</b>	<b>87</b>	<b>401</b>	<b>119</b>	<b>140</b>	<b>112</b>	<b>2,201</b>
<b>Grade Total (USD'000)</b>	<b>135</b>	<b>177</b>	<b>251</b>	<b>26</b>	<b>416</b>	<b>69</b>	<b>348</b>	<b>87</b>	<b>498</b>	<b>179</b>	<b>140</b>	<b>112</b>	<b>2,437</b>

**Log Grade: Plantation diam 30 - 39 cm: baby small**

Species / Group	Month												12-month total
	12/18	11/18	10/18	9/18	8/18	7/18	6/18	5/18	4/18	3/18	2/18	1/18	
Teak (c) baby smal (plntn)			2	3	6			9					<b>21</b>
Terminalia							84		120	49			<b>253</b>
Group 2 Species	126	183	283	33	360	20	347	34	448	258	230	465	<b>2,788</b>
<b>Group 1 Species Total</b>			<b>2</b>	<b>3</b>	<b>6</b>		<b>84</b>	<b>9</b>	<b>120</b>	<b>49</b>			<b>274</b>
<b>Group 2 Species Total</b>	<b>126</b>	<b>183</b>	<b>283</b>	<b>33</b>	<b>360</b>	<b>20</b>	<b>347</b>	<b>34</b>	<b>448</b>	<b>258</b>	<b>230</b>	<b>465</b>	<b>2,788</b>
<b>Grade Total (USD'000)</b>	<b>126</b>	<b>183</b>	<b>285</b>	<b>36</b>	<b>366</b>	<b>20</b>	<b>432</b>	<b>43</b>	<b>568</b>	<b>306</b>	<b>230</b>	<b>465</b>	<b>3,062</b>

**Log Grade: Plantation diam 20 - 29 cm: tiny small**

Species / Group	Month												12-month total
	12/18	11/18	10/18	9/18	8/18	7/18	6/18	5/18	4/18	3/18	2/18	1/18	
Teak (b) tiny small (plntn)	106		83	55	61	188	34	128					<b>656</b>
Terminalia							32		60	6			<b>98</b>
Group 2 Species	20	19	52	8	101	1	93	0	146	208	54	348	<b>1,051</b>
<b>Group 1 Species Total</b>	<b>106</b>		<b>83</b>	<b>55</b>	<b>61</b>	<b>188</b>	<b>67</b>	<b>128</b>	<b>60</b>	<b>6</b>			<b>754</b>
<b>Group 2 Species Total</b>	<b>20</b>	<b>19</b>	<b>52</b>	<b>8</b>	<b>101</b>	<b>1</b>	<b>93</b>	<b>0</b>	<b>146</b>	<b>208</b>	<b>54</b>	<b>348</b>	<b>1,051</b>
<b>Grade Total (USD'000)</b>	<b>127</b>	<b>19</b>	<b>134</b>	<b>63</b>	<b>162</b>	<b>189</b>	<b>160</b>	<b>129</b>	<b>206</b>	<b>214</b>	<b>54</b>	<b>348</b>	<b>1,805</b>

**Log Grade: Plantation diam 00 - 19 cm: little small**

Species / Group	Month												12-month total
	12/18	11/18	10/18	9/18	8/18	7/18	6/18	5/18	4/18	3/18	2/18	1/18	
Teak (a) little small (plntn)	31		10	33	28		103	48					<b>254</b>
<b>Group 1 Species Total</b>	<b>31</b>		<b>10</b>	<b>33</b>	<b>28</b>		<b>103</b>	<b>48</b>					<b>254</b>
<b>Grade Total (USD'000)</b>	<b>31</b>		<b>10</b>	<b>33</b>	<b>28</b>		<b>103</b>	<b>48</b>					<b>254</b>

**Log Grade: Low grade**

Species / Group	Month												12-month total
	12/18	11/18	10/18	9/18	8/18	7/18	6/18	5/18	4/18	3/18	2/18	1/18	
Burckella	15	11	22	2	8	20	1	20	3	1	27	1	<b>132</b>
Calophyllum	111	59	66	20	73	86	12	48	8	124	138	23	<b>767</b>
Dillenia	10	70	17		0	21	2	9	2	25	3	1	<b>160</b>
Erima	7	19	20	3	19	29	24	36	14	22	24	96	<b>313</b>
Grey Canarium	7	8	9	1	3	12	3	7	2	1	2		<b>55</b>
Hekakoro			1										<b>1</b>
Kwila	3	3	4	2	1	17	9	1		0	0	0	<b>40</b>
Lophopetalum/Perupok	7	4	10	1	3	3	2	5	4	0	1	0	<b>40</b>
Malas	27	15	58	1	0	46	5	16	1	14	27	1	<b>210</b>
Pencil Cedar	27	35	22	9	5	23	10	31	5	17	43	1	<b>228</b>
PNG Mersawa	97	9	21		12	114		87		1	108	30	<b>479</b>
PNG Walnut	27	11	75	5	14	36	20	40		17	15	1	<b>263</b>
Red Canarium	20	21	36	53	29	33	27	42	1	47	21	1	<b>333</b>
Red Planchonella	2	4	14	1	13	9	4	8	6	7	6	0	<b>73</b>
Taun	464	515	354	86	270	684	109	330	27	283	363	196	<b>3,682</b>
Terminalia	69	62	121	17	23	87	36	104	13	47	74	2	<b>655</b>
White Planchonella	4	3	7	8	7	15	6	9	2	3	6	0	<b>70</b>
<b>Group 1 Species Total</b>	<b>896</b>	<b>852</b>	<b>858</b>	<b>209</b>	<b>481</b>	<b>1,234</b>	<b>270</b>	<b>793</b>	<b>88</b>	<b>608</b>	<b>859</b>	<b>352</b>	<b>7,502</b>
<b>Group 2 Species Total</b>	<b>54</b>	<b>39</b>	<b>101</b>	<b>13</b>	<b>40</b>	<b>57</b>	<b>39</b>	<b>67</b>	<b>18</b>	<b>18</b>	<b>28</b>	<b>11</b>	<b>486</b>
<b>Group 3 Species Total</b>	<b>131</b>	<b>76</b>	<b>224</b>	<b>48</b>	<b>190</b>	<b>119</b>	<b>70</b>	<b>197</b>	<b>58</b>	<b>87</b>	<b>105</b>	<b>7</b>	<b>1,312</b>
<b>Group 4 Species Total</b>	<b>227</b>	<b>102</b>	<b>510</b>	<b>57</b>	<b>185</b>	<b>313</b>	<b>118</b>	<b>346</b>	<b>73</b>	<b>125</b>	<b>169</b>	<b>8</b>	<b>2,234</b>
<b>Grade Total (USD'000)</b>	<b>1,309</b>	<b>1,069</b>	<b>1,693</b>	<b>327</b>	<b>896</b>	<b>1,724</b>	<b>497</b>	<b>1,404</b>	<b>236</b>	<b>839</b>	<b>1,161</b>	<b>378</b>	<b>11,533</b>

**Log Grade: Kwila Low Grade**

Species / Group	Month												12-month total
	12/18	11/18	10/18	9/18	8/18	7/18	6/18	5/18	4/18	3/18	2/18	1/18	
Kwila	10												<b>10</b>
<b>Group 1 Species Total</b>	<b>10</b>												<b>10</b>
<b>Grade Total (USD'000)</b>	<b>10</b>												<b>10</b>

**Log Grade: All logs**

Species / Group	Month												12-month total
	12/18	11/18	10/18	9/18	8/18	7/18	6/18	5/18	4/18	3/18	2/18	1/18	
Burckella	636	440	357	506	159	459	204	457	351	528	426	364	<b>4,886</b>
Calophyllum	2,195	3,209	2,230	1,328	1,420	1,781	2,558	1,536	991	2,611	1,199	1,162	<b>22,219</b>
Dillenia	814	1,656	638	910	979	1,465	860	591	535	977	787	790	<b>11,002</b>
Erima	553	649	589	332	352	588	856	808	686	930	770	635	<b>7,749</b>
Grey Canarium	223	176	162	87	120	121	178	148	227	255	142	225	<b>2,065</b>
Hekakoro	93	23	4	5	4	2	2	10	50	55	64	134	<b>446</b>
Kwila	9,063	5,508	8,768	7,026	6,435	6,971	3,811	7,338	2,364	5,750	8,434	1,943	<b>73,410</b>
Lophopetalum/Perupok	109	198	84	86	46	74	86	86	60	121	74	64	<b>1,087</b>
Malas	2,460	1,516	1,280	2,100	1,557	2,237	1,753	1,897	994	2,644	1,386	1,976	<b>21,801</b>
Pencil Cedar	1,354	1,662	1,058	847	424	792	818	1,089	765	1,675	808	1,236	<b>12,528</b>
PNG Mersawa	1,075	534	1,279	347	1,152	1,850	358	1,159	500	637	1,124	935	<b>10,951</b>
PNG Walnut	620	486	562	415	271	556	359	555	415	602	538	351	<b>5,731</b>
Red Canarium	1,128	748	769	703	502	795	791	773	716	1,142	775	558	<b>9,399</b>
Red Planchonella	90	73	115	46	63	73	58	92	64	134	65	50	<b>924</b>
Taun	8,519	7,682	9,531	4,745	3,372	7,835	4,487	6,990	4,430	6,958	5,632	5,203	<b>75,383</b>
Teak (a) little small (plntn \	31		10	33	28	37	103	48		36	29		<b>356</b>
Teak (b) tiny small (plntn)	106		83	55	61	188	34	128		43	55		<b>754</b>
Teak (c) baby smal (plntn \			2	3	6			9		3			<b>24</b>
Teak (d) super small (plntn \					1			0		0			<b>1</b>
Teak € small (plntn)								1					<b>1</b>
Terminalia	1,984	1,759	2,135	969	1,098	1,768	1,109	1,551	1,361	1,864	1,175	1,297	<b>18,070</b>
White Planchonella	270	231	127	108	92	192	136	151	194	213	149	242	<b>2,104</b>
<b>Group 1 Species Total</b>	<b>31,324</b>	<b>26,549</b>	<b>29,783</b>	<b>20,652</b>	<b>18,143</b>	<b>27,783</b>	<b>18,562</b>	<b>25,418</b>	<b>14,703</b>	<b>27,177</b>	<b>23,631</b>	<b>17,165</b>	<b>280,890</b>
<b>Group 2 Species Total</b>	<b>2,393</b>	<b>3,070</b>	<b>2,566</b>	<b>1,030</b>	<b>2,972</b>	<b>2,254</b>	<b>2,425</b>	<b>1,753</b>	<b>3,213</b>	<b>2,840</b>	<b>2,320</b>	<b>2,366</b>	<b>29,201</b>
<b>Group 3 Species Total</b>	<b>3,490</b>	<b>3,045</b>	<b>3,082</b>	<b>2,576</b>	<b>2,116</b>	<b>2,792</b>	<b>2,607</b>	<b>3,890</b>	<b>2,689</b>	<b>4,340</b>	<b>2,929</b>	<b>2,857</b>	<b>36,412</b>
<b>Group 4 Species Total</b>	<b>4,406</b>	<b>5,030</b>	<b>4,800</b>	<b>2,118</b>	<b>3,288</b>	<b>3,944</b>	<b>2,984</b>	<b>4,356</b>	<b>3,271</b>	<b>5,303</b>	<b>4,049</b>	<b>3,180</b>	<b>46,730</b>
<b>Grand Total (USD'000)</b>	<b>41,613</b>	<b>37,693</b>	<b>40,231</b>	<b>26,375</b>	<b>26,519</b>	<b>36,774</b>	<b>26,578</b>	<b>35,418</b>	<b>23,877</b>	<b>39,660</b>	<b>32,929</b>	<b>25,567</b>	<b>393,233</b>



## Monthly Average Actual Export Prices (Kina) by Log Grades and Species/Groups

### Log Grade : Saw/Veneer

Species / Group	Month												Average
	12/18	11/18	10/18	9/18	8/18	7/18	6/18	5/18	4/18	3/18	2/18	1/18	
Burckella	283.91	281.68	280.56	278.21	278.01	285.27	279.95	275.57	283.58	275.62	269.82	277.04	279.20
Calophyllum	359.16	357.22	363.58	368.83	365.52	354.95	365.50	338.93	356.50	343.63	339.55	336.37	355.05
Dillenia	282.76	279.17	280.28	276.78	274.32	280.94	273.67	276.27	282.89	266.83	265.95	268.30	275.80
Erima	284.97	282.25	270.67	273.34	279.74	280.84	280.71	279.01	281.02	272.88	275.46	284.30	278.59
Grey Canarium	284.95	286.71	278.73	278.26	276.56	282.42	284.43	269.63	283.23	276.50	276.96	286.80	280.93
Hekakoro	295.49	295.02	279.98	290.60	287.16	280.72	279.62	302.11	301.43	299.78	300.49	299.35	298.26
Kwila	841.80	819.54	816.44	832.50	831.72	806.27	800.26	784.37	807.59	786.78	788.97	777.74	810.63
Lophopetalum/Perupok	276.57	281.18	272.58	277.27	276.12	279.97	276.70	273.46	281.20	271.49	273.57	277.44	276.67
Malas	288.33	284.54	280.29	285.95	283.32	284.27	283.30	270.07	281.96	273.85	275.03	269.77	279.96
Pencil Cedar	352.26	345.83	353.12	347.35	344.07	346.94	350.03	341.33	347.94	338.03	338.86	341.69	345.36
PNG Mersawa	360.70	361.36	357.28	337.58	356.66	354.34	378.28	301.27	364.91	360.23	344.82	374.72	352.33
PNG Walnut	281.32	280.39	273.66	275.50	276.85	283.72	279.72	277.54	286.37	276.17	277.83	290.08	279.66
Red Canarium	281.47	282.94	275.78	275.72	277.72	282.40	281.57	271.67	282.53	275.66	274.48	278.76	278.43
Red Planchonella	276.10	283.97	276.89	277.54	277.09	274.83	278.33	272.48	273.79	270.64	266.49	275.52	274.96
Taun	361.97	360.17	362.09	357.59	351.78	365.50	355.93	352.89	357.50	346.69	340.14	345.03	355.67
Terminalia	277.86	279.51	274.14	274.55	275.49	279.25	279.18	274.02	280.60	272.19	272.33	274.27	276.05
White Planchonella	289.89	290.34	276.01	288.28	282.49	283.44	288.21	282.45	289.57	275.74	280.09	280.63	284.22
<b>All Group 1 Species</b>	<b>396.83</b>	<b>372.36</b>	<b>401.36</b>	<b>402.34</b>	<b>407.80</b>	<b>384.16</b>	<b>367.71</b>	<b>381.29</b>	<b>355.51</b>	<b>356.51</b>	<b>397.98</b>	<b>334.09</b>	<b>380.71</b>
<b>All Group 2 Species</b>	<b>249.90</b>	<b>249.64</b>	<b>246.20</b>	<b>248.08</b>	<b>239.16</b>	<b>250.45</b>	<b>253.40</b>	<b>241.50</b>	<b>248.35</b>	<b>249.73</b>	<b>243.27</b>	<b>246.23</b>	<b>247.19</b>
<b>All Group 3 Species</b>	<b>234.28</b>	<b>236.33</b>	<b>233.01</b>	<b>229.83</b>	<b>232.72</b>	<b>236.25</b>	<b>236.28</b>	<b>225.13</b>	<b>238.93</b>	<b>231.10</b>	<b>227.43</b>	<b>232.79</b>	<b>232.53</b>
<b>All Group 4 Species</b>	<b>218.33</b>	<b>219.09</b>	<b>217.06</b>	<b>214.11</b>	<b>214.76</b>	<b>219.45</b>	<b>221.27</b>	<b>212.82</b>	<b>222.01</b>	<b>215.71</b>	<b>211.04</b>	<b>216.85</b>	<b>216.82</b>
<b>Average Price (K)</b>	<b>338.20</b>	<b>316.97</b>	<b>340.40</b>	<b>345.44</b>	<b>332.91</b>	<b>332.79</b>	<b>317.02</b>	<b>318.86</b>	<b>301.02</b>	<b>304.08</b>	<b>327.66</b>	<b>292.42</b>	<b>322.73</b>

### Log Grade : Plantation diam under sap 40 - 49 cm: super small

Species / Group	Month												Average
	12/18	11/18	10/18	9/18	8/18	7/18	6/18	5/18	4/18	3/18	2/18	1/18	
Teak (d) super small (pln)										823.72			823.72
<b>All Group 1 Species</b>										<b>823.72</b>			<b>823.72</b>
<b>Average Price (K)</b>										<b>823.72</b>			<b>823.72</b>

### Log Grade : Plantation diam under sap 30 - 39 cm: baby small

Species / Group	Month												Average
	12/18	11/18	10/18	9/18	8/18	7/18	6/18	5/18	4/18	3/18	2/18	1/18	
Teak (c) baby smal (plnt)										823.72			823.72
<b>All Group 1 Species</b>										<b>823.72</b>			<b>823.72</b>
<b>Average Price (K)</b>										<b>823.72</b>			<b>823.72</b>

Notes: All prices are Kina FOB per cubic metre; dates of prices from Bills of Lading

**Log Grade : Plantation diam under sap 20 - 29 cm: tiny small**

Species / Group	Month												Average
	12/18	11/18	10/18	9/18	8/18	7/18	6/18	5/18	4/18	3/18	2/18	1/18	
Teak (b) tiny small (plntn)										823.72	821.02		822.21
<b>All Group 1 Species</b>										<b>823.72</b>	<b>821.02</b>		<b>822.21</b>
<b>Average Price (K)</b>										<b>823.72</b>	<b>821.02</b>		<b>822.21</b>

**Log Grade : Plantation diam under sap 10 - 19 cm: little small**

Species / Group	Month												Average
	12/18	11/18	10/18	9/18	8/18	7/18	6/18	5/18	4/18	3/18	2/18	1/18	
Teak (a) little small (plnt)						837.13				823.72	821.02		827.83
<b>All Group 1 Species</b>						<b>837.13</b>				<b>823.72</b>	<b>821.02</b>		<b>827.83</b>
<b>Average Price (K)</b>						<b>837.13</b>				<b>823.72</b>	<b>821.02</b>		<b>827.83</b>

**Log Grade : Plantation diam 60+ cm: regular**

Species / Group	Month												Average
	12/18	11/18	10/18	9/18	8/18	7/18	6/18	5/18	4/18	3/18	2/18	1/18	
Erima										300.63			300.63
Terminalia							340.76		339.68	338.97			339.91
Group 2 Species	351.40	344.85	341.70	340.36	466.14	354.42	364.27	453.88	363.06	301.28	453.24	347.00	352.89
<b>All Group 1 Species</b>							<b>340.76</b>		<b>339.68</b>	<b>331.13</b>			<b>338.42</b>
<b>All Group 2 Species</b>	<b>351.40</b>	<b>344.85</b>	<b>341.70</b>	<b>340.36</b>	<b>466.14</b>	<b>354.42</b>	<b>364.27</b>	<b>453.88</b>	<b>363.06</b>	<b>301.28</b>	<b>453.24</b>	<b>347.00</b>	<b>352.89</b>
<b>Average Price (K)</b>	<b>351.40</b>	<b>344.85</b>	<b>341.70</b>	<b>340.36</b>	<b>466.14</b>	<b>354.42</b>	<b>360.31</b>	<b>453.88</b>	<b>360.46</b>	<b>302.60</b>	<b>453.24</b>	<b>347.00</b>	<b>352.33</b>

**Log Grade : Plantation diam 50 - 59 cm: small**

Species / Group	Month												Average
	12/18	11/18	10/18	9/18	8/18	7/18	6/18	5/18	4/18	3/18	2/18	1/18	
Teak € small (plntn)								796.18					796.18
Terminalia							324.84		323.81	323.30			324.04
Group 2 Species	334.98	320.46	321.88	307.94	418.99	322.18	355.99	422.37	392.26	269.16	390.84	315.46	355.33
<b>All Group 1 Species</b>							<b>324.84</b>	<b>796.18</b>	<b>323.81</b>	<b>323.30</b>			<b>324.94</b>
<b>All Group 2 Species</b>	<b>334.98</b>	<b>320.46</b>	<b>321.88</b>	<b>307.94</b>	<b>418.99</b>	<b>322.18</b>	<b>355.99</b>	<b>422.37</b>	<b>392.26</b>	<b>269.16</b>	<b>390.84</b>	<b>315.46</b>	<b>355.33</b>
<b>Average Price (K)</b>	<b>334.98</b>	<b>320.46</b>	<b>321.88</b>	<b>307.94</b>	<b>418.99</b>	<b>322.18</b>	<b>346.95</b>	<b>423.31</b>	<b>375.73</b>	<b>279.25</b>	<b>390.84</b>	<b>315.46</b>	<b>352.46</b>

**Log Grade : Plantation diam 40 - 49 cm: super small low grade**

Species / Group	Month												Average
	12/18	11/18	10/18	9/18	8/18	7/18	6/18	5/18	4/18	3/18	2/18	1/18	
Group 2 Species											348.45		348.45
<b>All Group 2 Species</b>											<b>348.45</b>		<b>348.45</b>
<b>Average Price (K)</b>											<b>348.45</b>		<b>348.45</b>

Notes: All prices are Kina FOB per cubic metre; dates of prices from Bills of Lading

**Log Grade : Plantation diam 40 - 49 cm: super small**

Species / Group	Month												Average
	12/18	11/18	10/18	9/18	8/18	7/18	6/18	5/18	4/18	3/18	2/18	1/18	
Erima										268.99			268.99
Teak (d) super small (pln)					841.75			796.18					833.19
Terminalia							318.47		317.46	316.84			317.64
Group 2 Species	328.41	318.05	313.44	275.53	375.86	289.98	330.70	363.05	364.44	301.53	348.11	283.91	336.62
<b>All Group 1 Species</b>					<b>841.75</b>		<b>318.47</b>	<b>796.18</b>	<b>317.46</b>	<b>316.72</b>			<b>318.46</b>
<b>All Group 2 Species</b>	<b>328.41</b>	<b>318.05</b>	<b>313.44</b>	<b>275.53</b>	<b>375.86</b>	<b>289.98</b>	<b>330.70</b>	<b>363.05</b>	<b>364.44</b>	<b>301.53</b>	<b>348.11</b>	<b>283.91</b>	<b>336.62</b>
<b>Average Price (K)</b>	<b>328.41</b>	<b>318.05</b>	<b>313.44</b>	<b>275.53</b>	<b>376.26</b>	<b>289.98</b>	<b>327.84</b>	<b>363.38</b>	<b>354.46</b>	<b>306.39</b>	<b>348.11</b>	<b>283.91</b>	<b>334.83</b>

**Log Grade : Plantation diam 30 - 39 cm: baby small**

Species / Group	Month												Average
	12/18	11/18	10/18	9/18	8/18	7/18	6/18	5/18	4/18	3/18	2/18	1/18	
Teak (c) baby smal (plnt)			847.46	844.59	841.75			802.89					825.49
Terminalia							292.99		292.06	291.51			292.27
Group 2 Species	302.13	297.30	284.26	243.11	321.39	253.23	279.67	308.02	315.67	265.39	280.87	252.37	285.73
<b>All Group 1 Species</b>			<b>847.46</b>	<b>844.59</b>	<b>841.75</b>		<b>292.99</b>	<b>802.89</b>	<b>292.06</b>	<b>291.51</b>			<b>307.99</b>
<b>All Group 2 Species</b>	<b>302.13</b>	<b>297.30</b>	<b>284.26</b>	<b>243.11</b>	<b>321.39</b>	<b>253.23</b>	<b>279.67</b>	<b>308.02</b>	<b>315.67</b>	<b>265.39</b>	<b>280.87</b>	<b>252.37</b>	<b>285.73</b>
<b>Average Price (K)</b>	<b>302.13</b>	<b>297.30</b>	<b>285.70</b>	<b>261.15</b>	<b>324.82</b>	<b>253.23</b>	<b>282.18</b>	<b>348.23</b>	<b>310.45</b>	<b>269.22</b>	<b>280.87</b>	<b>252.37</b>	<b>287.56</b>

**Log Grade : Plantation diam 20 - 29 cm: tiny small**

Species / Group	Month												Average
	12/18	11/18	10/18	9/18	8/18	7/18	6/18	5/18	4/18	3/18	2/18	1/18	
Teak (b) tiny small (plntn)	856.16		847.46	844.59	841.75	837.35	829.19	810.70					837.03
Terminalia							261.15		260.32	259.95			260.57
Group 2 Species	269.29	266.75	242.01	210.70	230.43	225.44	200.41	267.98	235.65	244.68	160.96	220.82	224.02
<b>All Group 1 Species</b>	<b>856.16</b>		<b>847.46</b>	<b>844.59</b>	<b>841.75</b>	<b>837.35</b>	<b>407.83</b>	<b>810.70</b>	<b>260.32</b>	<b>259.95</b>			<b>656.21</b>
<b>All Group 2 Species</b>	<b>269.29</b>	<b>266.75</b>	<b>242.01</b>	<b>210.70</b>	<b>230.43</b>	<b>225.44</b>	<b>200.41</b>	<b>267.98</b>	<b>235.65</b>	<b>244.68</b>	<b>160.96</b>	<b>220.82</b>	<b>224.02</b>
<b>Average Price (K)</b>	<b>638.70</b>	<b>266.75</b>	<b>436.55</b>	<b>618.40</b>	<b>318.10</b>	<b>829.52</b>	<b>255.55</b>	<b>805.78</b>	<b>242.25</b>	<b>245.07</b>	<b>160.96</b>	<b>220.82</b>	<b>311.66</b>

**Log Grade : Plantation diam 00 - 19 cm: little small**

Species / Group	Month												Average
	12/18	11/18	10/18	9/18	8/18	7/18	6/18	5/18	4/18	3/18	2/18	1/18	
Teak (a) little small (plnt)	856.16		847.46	844.59	841.75		829.19	813.36					833.59
<b>All Group 1 Species</b>	<b>856.16</b>		<b>847.46</b>	<b>844.59</b>	<b>841.75</b>		<b>829.19</b>	<b>813.36</b>					<b>833.59</b>
<b>Average Price (K)</b>	<b>856.16</b>		<b>847.46</b>	<b>844.59</b>	<b>841.75</b>		<b>829.19</b>	<b>813.36</b>					<b>833.59</b>

Notes: All prices are Kina FOB per cubic metre; dates of prices from Bills of Lading

**Log Grade : Low grade**

Species / Group	Month												Average
	12/18	11/18	10/18	9/18	8/18	7/18	6/18	5/18	4/18	3/18	2/18	1/18	
Burckella	118.94	133.85	142.03	113.85	128.83	132.78	128.82	131.06	155.79	170.85	170.86	164.20	<b>138.71</b>
Calophyllum	136.12	129.19	118.58	137.40	168.85	149.29	130.30	129.61	148.59	171.50	171.69	148.10	<b>148.04</b>
Dillenia	122.46	139.81	153.91		161.55	158.98	175.16	174.62	174.60	174.37	173.75	160.18	<b>149.59</b>
Erima	167.93	181.34	146.46	132.14	166.68	167.46	173.20	168.16	174.60	174.42	172.38	173.45	<b>169.65</b>
Grey Canarium	117.69	158.75	125.87	114.04	166.60	163.08	140.55	159.79	172.40	174.60	158.68		<b>145.75</b>
Hekakoro			163.67										<b>163.67</b>
Kwila	114.94	114.94	114.78	113.49	128.82	169.66	144.46	127.21		126.58	126.58	155.78	<b>141.71</b>
Lophopetalum/Perupok	114.94	172.64	120.49	114.57	171.10	141.19	128.82	142.64	143.21	174.60	139.57	173.50	<b>133.49</b>
Malas	183.14	136.90	149.17	162.15	173.48	145.66	174.14	174.68	174.60	172.82	173.58	126.18	<b>157.86</b>
Pencil Cedar	130.13	146.83	128.59	128.22	142.93	149.86	142.13	156.43	167.62	173.50	170.00	133.56	<b>148.54</b>
PNG Mersawa	164.20	163.67	164.03		177.04	187.21		175.16		174.60	179.71	164.20	<b>174.99</b>
PNG Walnut	150.79	158.87	160.97	120.67	168.91	168.53	173.81	169.02		174.60	173.25	132.71	<b>163.55</b>
Red Canarium	122.36	133.14	129.38	152.25	174.63	150.80	167.07	160.65	146.91	171.80	163.54	141.91	<b>152.26</b>
Red Planchonella	126.86	187.53	158.03	114.38	175.63	173.88	163.75	170.42	145.24	174.60	166.86	164.20	<b>165.28</b>
Taun	162.21	169.81	146.48	155.25	180.38	168.74	149.91	162.71	163.32	172.71	170.89	169.33	<b>165.35</b>
Terminalia	149.79	168.87	147.16	141.64	162.93	163.12	157.71	166.42	169.39	172.79	172.15	141.68	<b>160.06</b>
White Planchonella	123.05	147.93	119.64	177.53	153.50	149.31	137.74	153.92	140.71	173.55	161.13	126.18	<b>147.61</b>
<b>All Group 1 Species</b>	<b>153.00</b>	<b>159.78</b>	<b>143.51</b>	<b>147.78</b>	<b>173.86</b>	<b>165.19</b>	<b>154.40</b>	<b>161.22</b>	<b>161.65</b>	<b>172.62</b>	<b>171.96</b>	<b>167.73</b>	<b>160.67</b>
<b>All Group 2 Species</b>	<b>138.63</b>	<b>136.46</b>	<b>131.48</b>	<b>134.79</b>	<b>144.71</b>	<b>145.51</b>	<b>149.17</b>	<b>150.29</b>	<b>167.17</b>	<b>173.94</b>	<b>165.80</b>	<b>160.71</b>	<b>144.10</b>
<b>All Group 3 Species</b>	<b>134.93</b>	<b>146.14</b>	<b>144.84</b>	<b>141.71</b>	<b>162.95</b>	<b>156.85</b>	<b>159.97</b>	<b>165.06</b>	<b>169.17</b>	<b>171.66</b>	<b>170.04</b>	<b>140.39</b>	<b>155.14</b>
<b>All Group 4 Species</b>	<b>148.01</b>	<b>166.33</b>	<b>159.01</b>	<b>150.84</b>	<b>170.53</b>	<b>170.95</b>	<b>163.69</b>	<b>170.59</b>	<b>168.80</b>	<b>173.24</b>	<b>171.24</b>	<b>148.52</b>	<b>164.19</b>
<b>Average Price (K)</b>	<b>149.51</b>	<b>158.37</b>	<b>147.26</b>	<b>146.83</b>	<b>169.28</b>	<b>164.87</b>	<b>156.84</b>	<b>163.40</b>	<b>166.04</b>	<b>172.64</b>	<b>171.53</b>	<b>166.47</b>	<b>159.92</b>

**Log Grade : Kwila Low Grade**

Species / Group	Month												Average
	12/18	11/18	10/18	9/18	8/18	7/18	6/18	5/18	4/18	3/18	2/18	1/18	
Kwila	607.55												<b>607.55</b>
<b>All Group 1 Species</b>	<b>607.55</b>												<b>607.55</b>
<b>Average Price (K)</b>	<b>607.55</b>												<b>607.55</b>

Notes: All prices are Kina FOB per cubic metre; dates of prices from Bills of Lading



**Log Grade : All Logs**

Species / Group	Month												Average
	12/18	11/18	10/18	9/18	8/18	7/18	6/18	5/18	4/18	3/18	2/18	1/18	
Burckella	275.23	273.74	264.54	276.41	262.83	271.88	278.17	262.59	281.64	275.17	260.34	276.75	<b>271.79</b>
Calophyllum	331.32	345.87	342.79	359.51	344.27	332.97	362.39	322.39	352.72	328.02	305.40	328.27	<b>338.63</b>
Dillenia	278.10	267.76	274.38	276.78	274.30	277.88	273.37	273.90	282.37	263.25	265.40	268.17	<b>272.44</b>
Erima	282.53	277.50	263.21	270.42	269.81	271.85	275.96	271.16	277.52	269.41	270.44	259.16	<b>271.59</b>
Grey Canarium	273.43	276.70	261.03	272.37	272.61	263.78	279.57	260.72	281.50	275.76	273.90	286.80	<b>274.10</b>
Hekakoro	295.49	295.02	235.43	290.60	287.16	280.72	279.62	302.11	301.43	299.78	300.49	299.35	<b>297.66</b>
Kwila	839.88	816.48	814.34	831.26	831.03	799.05	791.37	783.94	807.59	786.67	788.80	777.06	<b>808.50</b>
Lophopetalum/Perupok	254.70	277.52	236.18	271.99	266.20	268.73	271.02	258.28	263.98	271.36	270.32	277.18	<b>266.02</b>
Malas	286.43	281.61	269.51	285.86	283.28	278.86	282.76	268.84	281.78	273.01	271.96	269.69	<b>277.87</b>
Pencil Cedar	340.80	336.05	340.67	341.13	338.44	334.26	343.90	330.02	345.43	334.87	322.02	341.15	<b>337.20</b>
PNG Mersawa	325.54	353.89	350.61	337.58	352.98	335.90	378.28	283.22	364.91	359.41	316.51	359.90	<b>337.09</b>
PNG Walnut	271.01	275.42	250.18	271.39	267.74	271.67	270.70	265.20	286.37	271.60	273.13	289.16	<b>270.80</b>
Red Canarium	275.19	274.19	261.78	259.88	268.28	272.48	275.20	261.67	281.99	269.01	269.46	278.09	<b>270.47</b>
Red Planchonella	270.02	276.11	253.05	272.48	247.68	257.29	265.16	258.63	253.11	263.59	253.69	274.60	<b>261.30</b>
Taun	338.87	334.59	343.23	349.16	326.75	331.89	344.44	334.46	354.98	333.03	319.77	332.04	<b>336.63</b>
Teak (a) little small (plntn \\	856.16		847.46	844.59	841.75	837.13	829.19	813.36		823.72	821.02		<b>831.94</b>
Teak (b) tiny small (plntn \\	856.16		847.46	844.59	841.75	837.35	829.19	810.70		823.72	821.02		<b>835.10</b>
Teak (c) baby smal (plnt n\\			847.46	844.59	841.75			802.89		823.72			<b>825.29</b>
Teak (d) super small (pln tn\\					841.75			796.18		823.72			<b>831.45</b>
Teak € small (plntn)								796.18					<b>796.18</b>
Terminalia	269.82	273.08	261.35	270.20	271.52	269.80	277.42	262.59	283.77	270.93	262.73	273.96	<b>269.95</b>
White Planchonella	284.32	286.13	256.38	275.38	266.80	264.65	274.65	269.75	286.23	273.32	271.98	280.47	<b>275.64</b>
<b>All Group 1 Species</b>	<b>380.29</b>	<b>356.87</b>	<b>382.18</b>	<b>396.30</b>	<b>394.73</b>	<b>364.44</b>	<b>360.95</b>	<b>366.94</b>	<b>351.43</b>	<b>348.50</b>	<b>380.51</b>	<b>327.41</b>	<b>367.77</b>
<b>All Group 2 Species</b>	<b>254.37</b>	<b>261.82</b>	<b>253.87</b>	<b>250.41</b>	<b>271.53</b>	<b>260.56</b>	<b>265.26</b>	<b>256.99</b>	<b>280.80</b>	<b>256.42</b>	<b>250.89</b>	<b>244.88</b>	<b>259.96</b>
<b>All Group 3 Species</b>	<b>227.99</b>	<b>232.74</b>	<b>223.14</b>	<b>227.20</b>	<b>224.11</b>	<b>231.29</b>	<b>233.30</b>	<b>221.02</b>	<b>236.82</b>	<b>229.50</b>	<b>224.73</b>	<b>232.44</b>	<b>228.41</b>
<b>All Group 4 Species</b>	<b>213.11</b>	<b>217.67</b>	<b>208.86</b>	<b>211.71</b>	<b>211.68</b>	<b>214.58</b>	<b>218.23</b>	<b>208.70</b>	<b>220.47</b>	<b>214.47</b>	<b>209.02</b>	<b>216.59</b>	<b>213.53</b>
<b>Average Price (K)</b>	<b>325.71</b>	<b>308.18</b>	<b>322.14</b>	<b>340.04</b>	<b>323.77</b>	<b>318.83</b>	<b>311.24</b>	<b>308.79</b>	<b>300.43</b>	<b>298.89</b>	<b>317.27</b>	<b>287.10</b>	<b>313.49</b>

Notes: All prices are Kina FOB per cubic metre; dates of prices from Bills of Lading

## Monthly Average Actual Export Prices (USD) by Log Grades and Species/Groups

**Log Grade :** Saw/Veneer

Species / Group	Month												Average
	12/18	11/18	10/18	9/18	8/18	7/18	6/18	5/18	4/18	3/18	2/18	1/18	
Burckella	86.06	85.59	85.68	85.39	85.54	88.58	87.70	86.84	89.31	86.78	84.84	87.82	<b>86.61</b>
Calophyllum	109.22	108.67	110.98	113.32	113.04	110.20	114.51	109.15	112.29	108.41	106.47	106.61	<b>110.23</b>
Dillenia	85.94	84.97	85.73	85.08	84.75	87.26	85.52	86.84	89.11	83.93	83.74	85.05	<b>85.53</b>
Erima	86.67	85.32	82.66	83.86	86.42	87.17	87.90	87.66	88.52	86.15	86.98	90.01	<b>86.73</b>
Grey Canarium	86.51	86.70	84.14	85.26	85.53	87.53	89.08	86.40	89.01	87.28	87.27	90.89	<b>87.39</b>
Hekakoro	89.98	89.86	85.00	89.28	88.88	86.07	86.93	95.00	94.95	94.72	95.00	94.89	<b>93.29</b>
Kwila	256.27	249.13	250.81	256.60	257.54	250.49	249.73	248.70	253.04	248.34	249.69	246.53	<b>251.79</b>
Lophopetalum/Perupok	83.74	85.27	83.18	85.13	85.20	86.89	86.79	85.93	88.58	85.67	86.08	87.95	<b>85.67</b>
Malas	87.68	86.57	85.73	87.80	87.54	88.35	88.74	86.24	88.80	86.42	86.99	85.51	<b>87.16</b>
Pencil Cedar	107.12	105.12	107.83	106.72	106.28	107.51	109.48	108.36	109.33	106.63	106.57	108.25	<b>107.28</b>
PNG Mersawa	109.83	110.37	109.03	104.08	110.38	109.51	118.56	113.21	113.81	113.61	107.09	115.87	<b>110.81</b>
PNG Walnut	85.61	85.30	83.56	84.72	85.65	88.09	87.43	87.24	90.09	87.16	87.35	91.81	<b>86.86</b>
Red Canarium	85.45	85.94	84.24	84.69	85.78	87.67	88.25	86.42	88.94	86.96	86.42	88.29	<b>86.55</b>
Red Planchonella	84.07	85.81	84.59	85.25	85.71	85.24	87.00	85.85	86.24	85.43	83.88	86.94	<b>85.38</b>
Taun	110.20	109.15	110.59	109.74	108.86	113.27	110.90	110.73	112.37	109.40	107.51	109.16	<b>110.22</b>
Terminalia	84.49	84.98	83.80	84.43	85.12	86.49	87.31	86.28	88.18	85.87	86.02	86.81	<b>85.61</b>
White Planchonella	87.96	87.84	84.35	88.56	86.85	87.94	90.28	88.96	91.05	87.05	88.62	88.92	<b>88.27</b>
<b>All Group 1 Species</b>	<b>120.74</b>	<b>113.10</b>	<b>122.80</b>	<b>123.72</b>	<b>126.15</b>	<b>119.18</b>	<b>114.91</b>	<b>121.43</b>	<b>111.72</b>	<b>112.48</b>	<b>125.61</b>	<b>105.67</b>	<b>118.25</b>
<b>All Group 2 Species</b>	<b>76.04</b>	<b>75.94</b>	<b>75.16</b>	<b>76.23</b>	<b>73.96</b>	<b>77.74</b>	<b>79.39</b>	<b>77.37</b>	<b>78.17</b>	<b>78.82</b>	<b>76.44</b>	<b>77.92</b>	<b>76.86</b>
<b>All Group 3 Species</b>	<b>71.23</b>	<b>71.76</b>	<b>71.01</b>	<b>70.70</b>	<b>71.90</b>	<b>73.31</b>	<b>74.01</b>	<b>71.40</b>	<b>75.17</b>	<b>72.92</b>	<b>71.64</b>	<b>73.68</b>	<b>72.34</b>
<b>All Group 4 Species</b>	<b>66.36</b>	<b>66.48</b>	<b>66.19</b>	<b>65.77</b>	<b>66.35</b>	<b>68.07</b>	<b>69.30</b>	<b>67.16</b>	<b>69.81</b>	<b>68.06</b>	<b>66.53</b>	<b>68.65</b>	<b>67.33</b>
<b>Ave. Price (USD)</b>	<b>102.88</b>	<b>96.27</b>	<b>104.07</b>	<b>106.22</b>	<b>102.95</b>	<b>103.25</b>	<b>99.13</b>	<b>101.41</b>	<b>94.63</b>	<b>95.94</b>	<b>103.36</b>	<b>92.51</b>	<b>100.26</b>

**Log Grade :** Plantation diam under sap 40 - 49 cm: super small

Species / Group	Month												Average	
	12/18	11/18	10/18	9/18	8/18	7/18	6/18	5/18	4/18	3/18	2/18	1/18		
Teak (d) super small (pln)													250.00	<b>250.00</b>
<b>All Group 1 Species</b>													250.00	<b>250.00</b>
<b>Ave. Price (USD)</b>													250.00	<b>250.00</b>

Notes: All prices are USD FOB per cubic metre; dates of prices from Bills of Lading

**Log Grade : Plantation diam under sap 30 - 39 cm: baby small**

Species / Group	Month												Average
	12/18	11/18	10/18	9/18	8/18	7/18	6/18	5/18	4/18	3/18	2/18	1/18	
Teak (c) baby smal (plnt)										250.00			250.00
<b>All Group 1 Species</b>										<b>250.00</b>			<b>250.00</b>
<b>Ave. Price (USD)</b>										<b>250.00</b>			<b>250.00</b>

**Log Grade : Plantation diam under sap 20 - 29 cm: tiny small**

Species / Group	Month												Average
	12/18	11/18	10/18	9/18	8/18	7/18	6/18	5/18	4/18	3/18	2/18	1/18	
Teak (b) tiny small (plntn)										250.00	250.00		250.00
<b>All Group 1 Species</b>										<b>250.00</b>	<b>250.00</b>		<b>250.00</b>
<b>Ave. Price (USD)</b>										<b>250.00</b>	<b>250.00</b>		<b>250.00</b>

**Log Grade : Plantation diam under sap 10 - 19 cm: little small**

Species / Group	Month												Average
	12/18	11/18	10/18	9/18	8/18	7/18	6/18	5/18	4/18	3/18	2/18	1/18	
Teak (a) little small (plnt)						250.00				250.00	250.00		250.00
<b>All Group 1 Species</b>						<b>250.00</b>				<b>250.00</b>	<b>250.00</b>		<b>250.00</b>
<b>Ave. Price (USD)</b>						<b>250.00</b>				<b>250.00</b>	<b>250.00</b>		<b>250.00</b>

**Log Grade : Plantation diam 60+ cm: regular**

Species / Group	Month												Average
	12/18	11/18	10/18	9/18	8/18	7/18	6/18	5/18	4/18	3/18	2/18	1/18	
Erima										95.00			95.00
Terminalia							107.00		107.00	107.00			107.00
Group 2 Species	107.00	105.01	105.10	105.00	139.63	110.00	114.38	110.00	113.76	95.20	138.00	110.00	107.84
<b>All Group 1 Species</b>							<b>107.00</b>		<b>107.00</b>	<b>104.54</b>			<b>106.54</b>
<b>All Group 2 Species</b>	<b>107.00</b>	<b>105.01</b>	<b>105.10</b>	<b>105.00</b>	<b>139.63</b>	<b>110.00</b>	<b>114.38</b>	<b>110.00</b>	<b>113.76</b>	<b>95.20</b>	<b>138.00</b>	<b>110.00</b>	<b>107.84</b>
<b>Ave. Price (USD)</b>	<b>107.00</b>	<b>105.01</b>	<b>105.10</b>	<b>105.00</b>	<b>139.63</b>	<b>110.00</b>	<b>113.14</b>	<b>110.00</b>	<b>113.01</b>	<b>95.61</b>	<b>138.00</b>	<b>110.00</b>	<b>107.79</b>

**Log Grade : Plantation diam 50 - 59 cm: small**

Species / Group	Month												Average
	12/18	11/18	10/18	9/18	8/18	7/18	6/18	5/18	4/18	3/18	2/18	1/18	
Teak € small (plntn)								250.00					250.00
Terminalia							102.00		102.00	102.00			102.00
Group 2 Species	102.00	97.99	98.58	95.00	125.76	100.00	111.78	100.00	120.47	85.02	119.00	100.00	106.75
<b>All Group 1 Species</b>							<b>102.00</b>	<b>250.00</b>	<b>102.00</b>	<b>102.00</b>			<b>102.28</b>
<b>All Group 2 Species</b>	<b>102.00</b>	<b>97.99</b>	<b>98.58</b>	<b>95.00</b>	<b>125.76</b>	<b>100.00</b>	<b>111.78</b>	<b>100.00</b>	<b>120.47</b>	<b>85.02</b>	<b>119.00</b>	<b>100.00</b>	<b>106.75</b>
<b>Ave. Price (USD)</b>	<b>102.00</b>	<b>97.99</b>	<b>98.58</b>	<b>95.00</b>	<b>125.76</b>	<b>100.00</b>	<b>108.94</b>	<b>100.37</b>	<b>116.01</b>	<b>88.19</b>	<b>119.00</b>	<b>100.00</b>	<b>106.33</b>

Notes: All prices are USD FOB per cubic metre; dates of prices from Bills of Lading

**Log Grade : Plantation diam 40 - 49 cm: super small low grade**

Species / Group	Month												Average
	12/18	11/18	10/18	9/18	8/18	7/18	6/18	5/18	4/18	3/18	2/18	1/18	
Group 2 Species												106.00	106.00
<b>All Group 2 Species</b>												<b>106.00</b>	<b>106.00</b>
<b>Ave. Price (USD)</b>												<b>106.00</b>	<b>106.00</b>

**Log Grade : Plantation diam 40 - 49 cm: super small**

Species / Group	Month												Average
	12/18	11/18	10/18	9/18	8/18	7/18	6/18	5/18	4/18	3/18	2/18	1/18	
Erima										85.00			85.00
Teak (d) super small (pln)					250.00			250.00					250.00
Terminalia							100.00		100.00	100.00			100.00
Group 2 Species	100.00	97.64	95.86	85.00	113.24	90.00	103.84	90.00	111.82	95.20	106.00	90.00	102.49
<b>All Group 1 Species</b>					<b>250.00</b>			<b>100.00</b>	<b>250.00</b>	<b>100.00</b>	<b>99.96</b>		<b>100.24</b>
<b>All Group 2 Species</b>	<b>100.00</b>	<b>97.64</b>	<b>95.86</b>	<b>85.00</b>	<b>113.24</b>	<b>90.00</b>	<b>103.84</b>	<b>90.00</b>	<b>111.82</b>	<b>95.20</b>	<b>106.00</b>	<b>90.00</b>	<b>102.49</b>
<b>Ave. Price (USD)</b>	<b>100.00</b>	<b>97.64</b>	<b>95.86</b>	<b>85.00</b>	<b>113.36</b>	<b>90.00</b>	<b>102.94</b>	<b>90.12</b>	<b>109.31</b>	<b>96.73</b>	<b>106.00</b>	<b>90.00</b>	<b>102.27</b>

**Log Grade : Plantation diam 30 - 39 cm: baby small**

Species / Group	Month												Average
	12/18	11/18	10/18	9/18	8/18	7/18	6/18	5/18	4/18	3/18	2/18	1/18	
Teak (c) baby smal (plnt)			250.00	250.00	250.00			250.00					250.00
Terminalia							92.00		92.00	92.00			92.00
Group 2 Species	92.00	91.36	86.90	75.00	97.15	78.61	87.82	80.00	97.03	83.83	85.50	80.00	88.19
<b>All Group 1 Species</b>			<b>250.00</b>	<b>250.00</b>	<b>250.00</b>		<b>92.00</b>	<b>250.00</b>	<b>92.00</b>	<b>92.00</b>			<b>96.66</b>
<b>All Group 2 Species</b>	<b>92.00</b>	<b>91.36</b>	<b>86.90</b>	<b>75.00</b>	<b>97.15</b>	<b>78.61</b>	<b>87.82</b>	<b>80.00</b>	<b>97.03</b>	<b>83.83</b>	<b>85.50</b>	<b>80.00</b>	<b>88.19</b>
<b>Ave. Price (USD)</b>	<b>92.00</b>	<b>91.36</b>	<b>87.32</b>	<b>80.25</b>	<b>98.16</b>	<b>78.61</b>	<b>88.60</b>	<b>93.81</b>	<b>95.92</b>	<b>85.02</b>	<b>85.50</b>	<b>80.00</b>	<b>88.89</b>

**Log Grade : Plantation diam 20 - 29 cm: tiny small**

Species / Group	Month												Average
	12/18	11/18	10/18	9/18	8/18	7/18	6/18	5/18	4/18	3/18	2/18	1/18	
Teak (b) tiny small (plntn)	250.00		250.00	250.00	250.00	250.00	250.00	250.00					250.00
Terminalia							82.00		82.00	82.00			82.00
Group 2 Species	82.00	82.00	73.97	65.00	69.44	70.00	62.93	70.00	72.90	77.31	49.00	70.00	69.93
<b>All Group 1 Species</b>	<b>250.00</b>		<b>250.00</b>	<b>250.00</b>	<b>250.00</b>	<b>250.00</b>	<b>125.38</b>	<b>250.00</b>	<b>82.00</b>	<b>82.00</b>			<b>197.30</b>
<b>All Group 2 Species</b>	<b>82.00</b>	<b>82.00</b>	<b>73.97</b>	<b>65.00</b>	<b>69.44</b>	<b>70.00</b>	<b>62.93</b>	<b>70.00</b>	<b>72.90</b>	<b>77.31</b>	<b>49.00</b>	<b>70.00</b>	<b>69.93</b>
<b>Ave. Price (USD)</b>	<b>187.75</b>	<b>82.00</b>	<b>130.53</b>	<b>183.99</b>	<b>95.33</b>	<b>247.70</b>	<b>79.53</b>	<b>248.37</b>	<b>75.33</b>	<b>77.43</b>	<b>49.00</b>	<b>70.00</b>	<b>95.76</b>

Notes: All prices are USD FOB per cubic metre; dates of prices from Bills of Lading

**Log Grade : Plantation diam 00 - 19 cm: little small**

Species / Group	Month												Average
	12/18	11/18	10/18	9/18	8/18	7/18	6/18	5/18	4/18	3/18	2/18	1/18	
Teak (a) little small (plnt	250.00		250.00	250.00	250.00		250.00	250.00					250.00
<b>All Group 1 Species</b>	<b>250.00</b>		<b>250.00</b>	<b>250.00</b>	<b>250.00</b>		<b>250.00</b>	<b>250.00</b>					<b>250.00</b>
<b>Ave. Price (USD)</b>	<b>250.00</b>		<b>250.00</b>	<b>250.00</b>	<b>250.00</b>		<b>250.00</b>	<b>250.00</b>					<b>250.00</b>

**Log Grade : Low grade**

Species / Group	Month												Average
	12/18	11/18	10/18	9/18	8/18	7/18	6/18	5/18	4/18	3/18	2/18	1/18	
Burckella	36.22	40.37	43.45	35.00	40.00	41.23	40.00	41.22	49.08	53.83	54.13	50.00	43.03
Calophyllum	40.85	39.14	36.34	41.62	50.66	46.46	40.48	40.75	46.81	54.03	54.40	46.93	45.76
Dillenia	37.29	42.34	47.09		50.00	49.46	55.00	55.00	55.00	54.93	55.00	48.94	45.98
Erima	51.13	53.09	44.77	40.73	51.59	52.14	54.36	52.93	55.00	54.94	54.60	54.97	53.02
Grey Canarium	35.84	47.26	38.54	35.00	51.68	50.75	43.79	50.22	54.31	55.00	50.20		44.93
Hekakoro			50.00										50.00
Kwila	35.00	35.00	35.07	35.00	40.00	52.78	45.00	40.00		40.00	40.00	47.79	43.88
Lophopetalum/Perupok	35.00	50.77	36.96	35.00	53.06	43.86	40.00	44.81	45.11	55.00	44.10	55.00	41.08
Malas	53.72	41.69	45.65	50.00	53.69	45.27	54.67	55.00	55.00	54.44	55.00	40.00	48.63
Pencil Cedar	39.62	44.25	39.37	39.38	44.31	46.59	44.31	49.16	52.80	54.65	53.81	41.94	46.03
PNG Mersawa	50.00	50.00	50.00		54.89	58.13		55.00		55.00	55.00	50.00	53.93
PNG Walnut	45.92	47.73	49.18	37.20	52.39	52.47	54.56	53.16		55.00	54.86	41.72	50.63
Red Canarium	37.26	40.26	39.60	46.82	52.51	46.90	52.38	50.56	46.28	54.13	51.80	44.14	47.14
Red Planchonella	38.63	55.37	48.30	35.00	54.38	54.16	51.31	53.64	45.75	55.00	52.85	50.00	51.28
Taun	48.59	50.54	44.49	46.64	55.49	52.58	46.80	51.15	51.44	54.51	54.12	53.58	50.93
Terminalia	45.61	50.01	45.01	43.59	50.51	50.77	49.35	52.35	53.36	54.43	54.54	44.08	49.53
White Planchonella	37.47	43.99	36.66	52.85	47.51	46.39	42.89	48.39	44.32	54.67	51.02	40.00	45.60
<b>All Group 1 Species</b>	<b>46.06</b>	<b>47.73</b>	<b>43.77</b>	<b>44.89</b>	<b>53.30</b>	<b>51.43</b>	<b>48.26</b>	<b>50.69</b>	<b>50.92</b>	<b>54.43</b>	<b>54.23</b>	<b>52.91</b>	<b>49.60</b>
<b>All Group 2 Species</b>	<b>42.21</b>	<b>41.26</b>	<b>40.28</b>	<b>41.48</b>	<b>44.80</b>	<b>45.22</b>	<b>46.59</b>	<b>47.23</b>	<b>52.66</b>	<b>54.79</b>	<b>52.48</b>	<b>49.08</b>	<b>44.58</b>
<b>All Group 3 Species</b>	<b>41.09</b>	<b>44.02</b>	<b>44.22</b>	<b>43.65</b>	<b>50.45</b>	<b>48.79</b>	<b>50.08</b>	<b>51.90</b>	<b>53.29</b>	<b>54.08</b>	<b>53.82</b>	<b>43.74</b>	<b>48.09</b>
<b>All Group 4 Species</b>	<b>45.01</b>	<b>49.65</b>	<b>47.83</b>	<b>46.28</b>	<b>52.83</b>	<b>52.60</b>	<b>51.28</b>	<b>53.63</b>	<b>53.17</b>	<b>54.58</b>	<b>54.20</b>	<b>45.88</b>	<b>50.57</b>
<b>Ave. Price (USD)</b>	<b>45.16</b>	<b>47.36</b>	<b>44.74</b>	<b>44.79</b>	<b>52.14</b>	<b>51.21</b>	<b>49.06</b>	<b>51.37</b>	<b>52.30</b>	<b>54.42</b>	<b>54.14</b>	<b>52.43</b>	<b>49.37</b>

**Log Grade : Kwila Low Grade**

Species / Group	Month												Average
	12/18	11/18	10/18	9/18	8/18	7/18	6/18	5/18	4/18	3/18	2/18	1/18	
Kwila	185.00												185.00
<b>All Group 1 Species</b>	<b>185.00</b>												<b>185.00</b>
<b>Ave. Price (USD)</b>	<b>185.00</b>												<b>185.00</b>

Notes: All prices are USD FOB per cubic metre; dates of prices from Bills of Lading

**Log Grade : All Logs**

Species / Group	Month												Average
	12/18	11/18	10/18	9/18	8/18	7/18	6/18	5/18	4/18	3/18	2/18	1/18	
Burckella	83.43	83.17	80.80	84.84	80.90	84.42	87.14	82.74	88.70	86.64	81.89	87.72	<b>84.31</b>
Calophyllum	100.69	105.21	104.65	110.43	106.30	103.39	113.53	103.74	111.10	103.48	95.88	104.04	<b>105.12</b>
Dillenia	84.52	81.48	83.93	85.08	84.75	86.31	85.42	86.09	88.95	82.81	83.57	85.01	<b>84.48</b>
Erima	85.93	83.81	80.38	82.97	83.36	84.40	86.42	85.20	87.42	85.05	85.41	82.07	<b>84.57</b>
Grey Canarium	83.02	83.62	78.86	83.46	84.31	81.79	87.55	83.47	88.47	87.05	86.31	90.89	<b>85.24</b>
Hekakoro	89.98	89.86	71.60	89.28	88.88	86.07	86.93	95.00	94.95	94.72	95.00	94.89	<b>93.10</b>
Kwila	255.68	248.20	250.17	256.22	257.32	248.25	246.95	248.56	253.04	248.30	249.63	246.32	<b>251.13</b>
Lophopetalum/Perupok	77.15	84.11	72.12	83.50	82.17	83.40	85.00	81.16	83.15	85.63	85.06	87.86	<b>82.35</b>
Malas	87.06	85.68	82.43	87.77	87.53	86.66	88.57	85.84	88.74	86.16	86.02	85.48	<b>86.50</b>
Pencil Cedar	103.64	102.13	104.03	104.81	104.54	103.58	107.56	104.74	108.54	105.63	101.31	108.08	<b>104.74</b>
PNG Mersawa	99.13	108.09	106.99	104.08	109.25	103.84	118.56	104.88	113.81	113.35	98.15	111.23	<b>105.93</b>
PNG Walnut	82.48	83.76	76.40	83.46	82.84	84.36	84.63	83.36	90.09	85.71	85.89	91.52	<b>84.09</b>
Red Canarium	83.54	83.27	79.97	79.83	82.73	84.60	86.26	83.19	88.77	84.86	84.86	88.07	<b>84.06</b>
Red Planchonella	82.22	83.33	77.31	83.69	76.63	79.84	82.90	81.48	79.73	83.20	79.90	86.64	<b>81.13</b>
Taun	103.08	101.27	104.81	107.11	101.06	102.90	107.33	104.95	111.58	105.09	101.09	105.05	<b>104.29</b>
Teak (a) little small (plntn	250.00		250.00	250.00	250.00	250.00	250.00	250.00		250.00	250.00		<b>250.00</b>
Teak (b) tiny small (plntn	250.00		250.00	250.00	250.00	250.00	250.00	250.00		250.00	250.00		<b>250.00</b>
Teak (c) baby smal (plnt			250.00	250.00	250.00			250.00		250.00			<b>250.00</b>
Teak (d) super small (pln					250.00			250.00		250.00			<b>250.00</b>
Teak € small (plntn)								250.00					<b>250.00</b>
Terminalia	82.05	82.94	79.89	83.09	83.90	83.58	86.85	82.67	89.23	85.47	83.00	86.71	<b>83.77</b>
White Planchonella	86.28	86.55	78.36	84.41	82.07	82.12	86.01	84.95	90.00	86.28	86.06	88.87	<b>85.59</b>
<b>All Group 1 Species</b>	<b>115.64</b>	<b>108.34</b>	<b>116.91</b>	<b>121.82</b>	<b>122.05</b>	<b>113.04</b>	<b>112.78</b>	<b>116.78</b>	<b>110.45</b>	<b>109.94</b>	<b>120.08</b>	<b>103.55</b>	<b>114.19</b>
<b>All Group 2 Species</b>	<b>77.41</b>	<b>79.75</b>	<b>77.59</b>	<b>76.99</b>	<b>83.10</b>	<b>80.88</b>	<b>83.17</b>	<b>78.12</b>	<b>87.58</b>	<b>80.95</b>	<b>78.27</b>	<b>77.53</b>	<b>80.44</b>
<b>All Group 3 Species</b>	<b>69.33</b>	<b>70.66</b>	<b>68.01</b>	<b>69.89</b>	<b>69.25</b>	<b>71.78</b>	<b>73.07</b>	<b>70.07</b>	<b>74.51</b>	<b>72.41</b>	<b>70.80</b>	<b>73.56</b>	<b>71.05</b>
<b>All Group 4 Species</b>	<b>64.78</b>	<b>66.02</b>	<b>63.59</b>	<b>65.04</b>	<b>65.41</b>	<b>66.51</b>	<b>68.34</b>	<b>65.84</b>	<b>69.33</b>	<b>67.67</b>	<b>65.91</b>	<b>68.56</b>	<b>66.28</b>
<b>Ave. Price (USD)</b>	<b>99.05</b>	<b>93.57</b>	<b>98.46</b>	<b>104.53</b>	<b>99.98</b>	<b>98.90</b>	<b>97.33</b>	<b>97.90</b>	<b>94.34</b>	<b>94.30</b>	<b>100.02</b>	<b>90.83</b>	<b>97.33</b>

Notes: All prices are USD FOB per cubic metre; dates of prices from Bills of Lading



## Mean Monthly Endorsed Prices (USD) by Log Grades and Species/Groups

### Log Grade : Saw/Veneer

Species / Group	Month												12-month average
	12/18	11/18	10/18	9/18	8/18	7/18	6/18	5/18	4/18	3/18	2/18	1/18	
Burckella	87.74	85.96	87.57	85.50	85.32	87.20	90.22	88.46	89.43	88.60	87.08	86.80	87.45
Calophyllum	113.48	109.20	109.79	110.73	112.14	112.29	113.55	112.91	110.55	110.18	107.61	108.70	111.02
Dillenia	87.65	83.98	87.16	84.75	84.49	86.19	86.84	86.75	88.63	87.29	85.33	85.60	86.18
Erima	86.51	85.80	85.94	83.43	84.79	86.43	88.09	88.27	89.40	87.36	86.66	87.87	86.79
Grey Canarium	86.83	86.82	88.20	85.22	86.12	87.24	90.52	89.26	91.22	90.92	87.94	89.98	88.62
Group 1 Species									78.67				78.67
Hekakoro	89.52	90.83	92.18	87.18	89.98	93.21	92.42	94.28	95.19	94.96	94.77	94.63	93.13
Kwila	251.79	255.43	250.60	249.98	257.72	254.49	251.48	253.41	249.60	248.22	248.81	248.39	251.92
Lophopetalum/Perupok	86.18	86.12	88.10	85.77	85.24	86.63	89.27	88.53	91.61	90.23	89.28	90.35	88.32
Malas	88.33	86.63	88.16	86.15	86.44	88.26	89.86	87.82	88.78	87.46	86.15	87.29	87.62
Pencil Cedar	107.39	105.64	107.02	106.37	106.59	107.19	109.73	110.23	109.89	107.45	106.82	107.25	107.45
PNG Mersawa	105.93	110.01	110.48	109.29	109.32	109.72	109.49	113.78	114.66	110.63	106.84	109.57	109.50
PNG Walnut	86.29	85.12	86.34	85.10	84.59	86.58	87.84	88.39	89.73	88.37	86.59	89.03	86.84
Red Canarium	86.03	84.98	86.46	84.48	84.64	86.71	87.82	87.83	89.42	87.77	85.78	86.88	86.50
Red Planchonella	86.66	84.27	86.56	84.75	86.17	86.39	86.77	87.91	88.87	88.68	85.26	86.38	86.56
Taun	112.55	109.50	110.46	110.19	109.02	109.61	113.94	110.58	111.03	110.21	108.96	108.42	110.39
Terminalia	85.03	83.95	85.63	84.17	83.97	86.25	86.08	87.56	87.42	86.54	85.23	85.86	85.48
White Planchonella	87.17	86.40	87.06	86.02	86.31	86.59	89.83	88.85	91.04	89.19	86.69	88.98	87.92
<b>All Group 1 Species</b>	<b>116.18</b>	<b>117.05</b>	<b>112.72</b>	<b>115.37</b>	<b>125.27</b>	<b>129.53</b>	<b>111.86</b>	<b>109.52</b>	<b>129.35</b>	<b>112.42</b>	<b>112.16</b>	<b>120.03</b>	<b>117.45</b>
<b>All Group 2 Species</b>	<b>77.32</b>	<b>74.68</b>	<b>76.46</b>	<b>76.30</b>	<b>76.27</b>	<b>74.28</b>	<b>77.63</b>	<b>79.03</b>	<b>77.99</b>	<b>77.69</b>	<b>76.85</b>	<b>77.85</b>	<b>76.72</b>
<b>All Group 3 Species</b>	<b>71.36</b>	<b>70.70</b>	<b>71.72</b>	<b>70.95</b>	<b>70.86</b>	<b>71.99</b>	<b>68.86</b>	<b>74.03</b>	<b>72.97</b>	<b>73.01</b>	<b>71.46</b>	<b>71.92</b>	<b>71.71</b>
<b>All Group 4 Species</b>	<b>65.62</b>	<b>65.42</b>	<b>66.81</b>	<b>65.90</b>	<b>66.09</b>	<b>67.27</b>	<b>67.59</b>	<b>68.87</b>	<b>69.00</b>	<b>68.11</b>	<b>66.57</b>	<b>67.02</b>	<b>66.99</b>
<b>Mean Grade Price</b>	<b>100.35</b>	<b>100.57</b>	<b>96.90</b>	<b>97.37</b>	<b>105.25</b>	<b>110.18</b>	<b>97.00</b>	<b>95.62</b>	<b>106.63</b>	<b>95.84</b>	<b>96.37</b>	<b>101.93</b>	<b>100.18</b>

### Log Grade : Plantation diam under sap 20 - 29 cm: tiny small

Species / Group	Month												12-month average
	12/18	11/18	10/18	9/18	8/18	7/18	6/18	5/18	4/18	3/18	2/18	1/18	
Teak (b) tiny small (plntn)										250.00		250.00	250.00
<b>All Group 1 Species</b>										250.00		250.00	250.00
<b>Mean Grade Price</b>										<b>250.00</b>		<b>250.00</b>	<b>250.00</b>

Notes: All prices are USD per cubic metre; dates of prices from PNGFA Permit Notices

**Log Grade : Plantation diam under sap 10 - 19 cm: little small**

Species / Group	Month												12-month average
	12/18	11/18	10/18	9/18	8/18	7/18	6/18	5/18	4/18	3/18	2/18	1/18	
Teak (a) little small (plnt										250.00		250.00	250.00
<b>All Group 1 Species</b>										<b>250.00</b>		<b>250.00</b>	<b>250.00</b>
<b>Mean Grade Price</b>										<b>250.00</b>		<b>250.00</b>	<b>250.00</b>

**Log Grade : Plantation diam 60+ cm: regular**

Species / Group	Month												12-month average
	12/18	11/18	10/18	9/18	8/18	7/18	6/18	5/18	4/18	3/18	2/18	1/18	
Erima											95.00		95.00
Terminalia									107.00	107.00	107.00		107.00
Group 2 Species	106.00	105.27	117.66	107.00	113.37	110.00	107.00	112.62	113.15	107.00		110.76	111.59
<b>All Group 1 Species</b>									<b>107.00</b>	<b>107.00</b>	<b>105.87</b>		<b>106.94</b>
<b>All Group 2 Species</b>	<b>106.00</b>	<b>105.27</b>	<b>117.66</b>	<b>107.00</b>	<b>113.37</b>	<b>110.00</b>	<b>107.00</b>	<b>112.62</b>	<b>113.15</b>	<b>107.00</b>		<b>110.76</b>	<b>111.59</b>
<b>Mean Grade Price</b>	<b>106.00</b>	<b>105.27</b>	<b>117.66</b>	<b>107.00</b>	<b>113.37</b>	<b>110.00</b>	<b>107.00</b>	<b>112.62</b>	<b>112.23</b>	<b>107.00</b>	<b>105.87</b>	<b>110.76</b>	<b>111.33</b>

**Log Grade : Plantation diam 50 - 59 cm: small**

Species / Group	Month												12-month average
	12/18	11/18	10/18	9/18	8/18	7/18	6/18	5/18	4/18	3/18	2/18	1/18	
Erima											90.00		90.00
Terminalia									102.00	102.00	102.00		102.00
Group 2 Species	102.00	99.91	120.88	102.00	124.53	100.00	102.00	107.83	116.10	102.00	102.00	114.02	112.39
<b>All Group 1 Species</b>									<b>102.00</b>	<b>102.00</b>	<b>101.42</b>		<b>101.96</b>
<b>All Group 2 Species</b>	<b>102.00</b>	<b>99.91</b>	<b>120.88</b>	<b>102.00</b>	<b>124.53</b>	<b>100.00</b>	<b>102.00</b>	<b>107.83</b>	<b>116.10</b>	<b>102.00</b>	<b>102.00</b>	<b>114.02</b>	<b>112.39</b>
<b>Mean Grade Price</b>	<b>102.00</b>	<b>99.91</b>	<b>120.88</b>	<b>102.00</b>	<b>124.53</b>	<b>100.00</b>	<b>102.00</b>	<b>107.83</b>	<b>111.50</b>	<b>102.00</b>	<b>101.66</b>	<b>114.02</b>	<b>111.16</b>

**Log Grade : Plantation diam 40 - 49 cm: super small**

Species / Group	Month												12-month average
	12/18	11/18	10/18	9/18	8/18	7/18	6/18	5/18	4/18	3/18	2/18	1/18	
Erima											85.00		85.00
Terminalia									100.00	100.00	100.00		100.00
Group 2 Species	100.00	98.71	109.51	100.00	113.72	90.00	100.00	100.24	110.08	100.00	100.00	101.60	104.78
<b>All Group 1 Species</b>									<b>100.00</b>	<b>100.00</b>	<b>96.63</b>		<b>99.90</b>
<b>All Group 2 Species</b>	<b>100.00</b>	<b>98.71</b>	<b>109.51</b>	<b>100.00</b>	<b>113.72</b>	<b>90.00</b>	<b>100.00</b>	<b>100.24</b>	<b>110.08</b>	<b>100.00</b>	<b>100.00</b>	<b>101.60</b>	<b>104.78</b>
<b>Mean Grade Price</b>	<b>100.00</b>	<b>98.71</b>	<b>109.51</b>	<b>100.00</b>	<b>113.72</b>	<b>90.00</b>	<b>100.00</b>	<b>100.24</b>	<b>107.63</b>	<b>100.00</b>	<b>99.34</b>	<b>101.60</b>	<b>104.32</b>

Notes: All prices are USD per cubic metre; dates of prices from PNGFA Permit Notices



**Log Grade : Plantation diam 30 - 39 cm: baby small**

Species / Group	Month												12-month average
	12/18	11/18	10/18	9/18	8/18	7/18	6/18	5/18	4/18	3/18	2/18	1/18	
Terminalia									92.00	92.00	92.00		92.00
Group 2 Species	92.00	91.69	93.90	92.00	94.53	78.52	92.00	85.19	96.17	92.00	92.00	82.37	90.50
<b>All Group 1 Species</b>									92.00	92.00	92.00		92.00
<b>All Group 2 Species</b>	92.00	91.69	93.90	92.00	94.53	78.52	92.00	85.19	96.17	92.00	92.00	82.37	90.50
<b>Mean Grade Price</b>	<b>92.00</b>	<b>91.69</b>	<b>93.90</b>	<b>92.00</b>	<b>94.53</b>	<b>78.52</b>	<b>92.00</b>	<b>85.19</b>	<b>95.04</b>	<b>92.00</b>	<b>92.00</b>	<b>82.37</b>	<b>90.65</b>

**Log Grade : Plantation diam 20 - 29 cm: tiny small**

Species / Group	Month												12-month average
	12/18	11/18	10/18	9/18	8/18	7/18	6/18	5/18	4/18	3/18	2/18	1/18	
Teak (b) tiny small (plntn Terminalia	250.00	250.00	250.00	250.00	250.00	250.00	250.00	250.00	250.00		250.00		250.00
Group 2 Species	82.00	82.00	73.76	82.00	64.13	70.00	82.00	51.15	74.95	82.00	82.00	64.70	71.81
<b>All Group 1 Species</b>	250.00	250.00	250.00	250.00	250.00	250.00	250.00	250.00	96.00	82.00	125.19		150.03
<b>All Group 2 Species</b>	82.00	82.00	73.76	82.00	64.13	70.00	82.00	51.15	74.95	82.00	82.00	64.70	71.81
<b>Mean Grade Price</b>	<b>135.33</b>	<b>162.00</b>	<b>105.23</b>	<b>100.67</b>	<b>109.09</b>	<b>238.75</b>	<b>112.55</b>	<b>87.07</b>	<b>83.57</b>	<b>82.00</b>	<b>100.90</b>	<b>64.70</b>	<b>91.37</b>

**Log Grade : Plantation diam 00 - 19 cm: little small**

Species / Group	Month												12-month average
	12/18	11/18	10/18	9/18	8/18	7/18	6/18	5/18	4/18	3/18	2/18	1/18	
Teak (a) little small (plnt Terminalia	250.00	250.00	250.00	250.00	250.00	250.00	250.00	250.00	250.00		250.00		250.00
Group 2 Species									100.00				100.00
<b>All Group 1 Species</b>	250.00	250.00	250.00	250.00	250.00	250.00	250.00	250.00	160.00		250.00		233.33
<b>All Group 2 Species</b>									92.00				92.00
<b>Mean Grade Price</b>	<b>250.00</b>	<b>250.00</b>	<b>250.00</b>	<b>250.00</b>	<b>250.00</b>	<b>250.00</b>	<b>250.00</b>	<b>250.00</b>	<b>134.50</b>		<b>250.00</b>		<b>219.20</b>

**Log Grade : Low grade**

Species / Group	Month												12-month average
	12/18	11/18	10/18	9/18	8/18	7/18	6/18	5/18	4/18	3/18	2/18	1/18	
Kwila	220.00												220.00
PNG Mersawa	50.00		50.00										50.00
<b>All Group 1 Species</b>	142.32		50.00										134.97
<b>Mixed Group Species</b>	47.67	44.29	44.67	49.40	44.71	48.22	50.87	51.68	53.56	54.04	53.69	53.12	49.08
<b>Mean Grade Price</b>	<b>67.61</b>	<b>44.29</b>	<b>44.77</b>	<b>49.40</b>	<b>44.71</b>	<b>48.22</b>	<b>50.87</b>	<b>51.68</b>	<b>53.56</b>	<b>54.04</b>	<b>53.69</b>	<b>53.12</b>	<b>51.12</b>

Notes: All prices are USD per cubic metre; dates of prices from PNGFA Permit Notices

**Log Grade : Kwila Low Grade**

Species / Group	Month											12-month average	
	12/18	11/18	10/18	9/18	8/18	7/18	6/18	5/18	4/18	3/18	2/18		1/18
Kwila		185.00											185.00
<b>All Group 1 Species</b>		185.00											185.00
<b>Mean Grade Price</b>		185.00											185.00

Notes: All prices are USD per cubic metre; dates of prices from PNGFA Permit Notices

**Log Grade : All Logs**

Species / Group	Month												12-month average
	12/18	11/18	10/18	9/18	8/18	7/18	6/18	5/18	4/18	3/18	2/18	1/18	
Burckella	87.74	85.96	87.57	85.50	85.32	87.20	90.22	88.46	89.43	88.60	87.08	86.80	<b>87.45</b>
Calophyllum	113.48	109.20	109.79	110.73	112.14	112.29	113.55	112.91	110.55	110.18	107.61	108.70	<b>111.02</b>
Dillenia	87.65	83.98	87.16	84.75	84.49	86.19	86.84	86.75	88.63	87.29	85.33	85.60	<b>86.18</b>
Erima	86.51	85.80	85.94	83.43	84.79	86.43	88.09	88.27	89.40	87.36	86.67	87.87	<b>86.79</b>
Grey Canarium	86.83	86.82	88.20	85.22	86.12	87.24	90.52	89.26	91.22	90.92	87.94	89.98	<b>88.62</b>
Group 1 Species									78.67				<b>78.67</b>
Hekakoro	89.52	90.83	92.18	87.18	89.98	93.21	92.42	94.28	95.19	94.96	94.77	94.63	<b>93.13</b>
Kwila	248.23	255.32	250.60	249.98	257.72	254.49	251.48	253.41	249.60	248.22	248.81	248.39	<b>251.59</b>
Lophopetalum/Perupok	86.18	86.12	88.10	85.77	85.24	86.63	89.27	88.53	91.61	90.23	89.28	90.35	<b>88.32</b>
Malas	88.33	86.63	88.16	86.15	86.44	88.26	89.86	87.82	88.78	87.46	86.15	87.29	<b>87.62</b>
Pencil Cedar	107.39	105.64	107.02	106.37	106.59	107.19	109.73	110.23	109.89	107.45	106.82	107.25	<b>107.45</b>
PNG Mersawa	100.09	110.01	108.54	109.29	109.32	109.72	109.49	113.78	114.66	110.63	106.84	109.57	<b>107.95</b>
PNG Walnut	86.29	85.12	86.34	85.10	84.59	86.58	87.84	88.39	89.73	88.37	86.59	89.03	<b>86.84</b>
Red Canarium	86.03	84.98	86.46	84.48	84.64	86.71	87.82	87.83	89.42	87.77	85.78	86.88	<b>86.50</b>
Red Planchonella	86.66	84.27	86.56	84.75	86.17	86.39	86.77	87.91	88.87	88.68	85.26	86.38	<b>86.57</b>
Taun	112.55	109.50	110.46	110.19	109.02	109.61	113.94	110.58	111.03	110.21	108.96	108.42	<b>110.39</b>
Teak (a) little small (plnt	250.00	250.00	250.00	250.00	250.00	250.00	250.00	250.00	250.00	250.00	250.00	250.00	<b>250.00</b>
Teak (b) tiny small (plntn	250.00	250.00	250.00	250.00	250.00	250.00	250.00	250.00	250.00	250.00	250.00	250.00	<b>250.00</b>
Terminalia	85.03	83.95	85.63	84.17	83.97	86.25	86.08	87.56	89.46	88.35	85.48	85.86	<b>85.98</b>
White Planchonella	87.17	86.40	87.06	86.02	86.31	86.59	89.83	88.85	91.04	89.19	86.69	88.98	<b>87.92</b>
<b>All Group 1 Species</b>	<b>116.99</b>	<b>117.27</b>	<b>112.87</b>	<b>115.60</b>	<b>125.82</b>	<b>129.75</b>	<b>112.27</b>	<b>109.92</b>	<b>128.30</b>	<b>112.24</b>	<b>112.32</b>	<b>120.24</b>	<b>117.66</b>
<b>All Group 2 Species</b>	<b>79.72</b>	<b>77.83</b>	<b>85.45</b>	<b>81.62</b>	<b>88.65</b>	<b>79.02</b>	<b>80.01</b>	<b>83.97</b>	<b>88.76</b>	<b>80.51</b>	<b>77.79</b>	<b>81.09</b>	<b>82.26</b>
<b>All Group 3 Species</b>	<b>71.36</b>	<b>70.70</b>	<b>71.72</b>	<b>70.95</b>	<b>70.86</b>	<b>71.99</b>	<b>68.86</b>	<b>74.03</b>	<b>72.97</b>	<b>73.01</b>	<b>71.46</b>	<b>71.92</b>	<b>71.71</b>
<b>All Group 4 Species</b>	<b>65.62</b>	<b>65.42</b>	<b>66.81</b>	<b>65.90</b>	<b>66.09</b>	<b>67.27</b>	<b>67.59</b>	<b>68.87</b>	<b>69.00</b>	<b>68.11</b>	<b>66.57</b>	<b>67.02</b>	<b>66.99</b>
<b>Mixed Group Species</b>	<b>47.67</b>	<b>44.29</b>	<b>44.67</b>	<b>49.40</b>	<b>44.71</b>	<b>48.22</b>	<b>50.87</b>	<b>51.68</b>	<b>53.56</b>	<b>54.04</b>	<b>53.69</b>	<b>53.12</b>	<b>49.08</b>
<b>Overall Mean Price</b>	<b>98.27</b>	<b>96.62</b>	<b>94.63</b>	<b>93.77</b>	<b>101.47</b>	<b>105.90</b>	<b>94.62</b>	<b>93.48</b>	<b>102.42</b>	<b>93.94</b>	<b>95.07</b>	<b>99.10</b>	<b>97.33</b>

Notes: All prices are USD per cubic metre; dates of prices from PNGFA Permit Notices

## Monthly Endorsed Volumes (m3) by Log Grades and Species/Groups

### Log Grade : Saw/Veneer

Species / Group	Month												Total
	12/18	11/18	10/18	9/18	8/18	7/18	6/18	5/18	4/18	3/18	2/18	1/18	
Burckella	6,409	7,472	6,873	6,062	3,191	4,297	3,830	4,399	5,980	6,097	3,913	6,928	<b>65,453</b>
Calophyllum	27,091	24,775	26,295	15,875	11,280	18,627	12,894	24,465	10,194	13,634	13,527	16,124	<b>214,781</b>
Dillenia	13,734	16,174	14,606	8,369	8,976	17,695	16,770	8,244	7,172	6,976	8,382	9,556	<b>136,652</b>
Erima	4,985	7,018	7,327	6,990	5,473	5,973	7,142	8,823	6,135	10,125	11,128	7,989	<b>89,107</b>
Grey Canarium	2,986	2,963	3,585	2,332	989	1,879	1,693	2,744	3,469	3,239	2,468	3,909	<b>32,257</b>
Group 1 Species									300				<b>300</b>
Hekakoro	669	931	672	87	107	140	155	327	1,045	812	300	1,094	<b>6,339</b>
Kwila	23,804	32,727	22,266	23,650	28,763	39,289	12,924	11,196	35,147	17,804	17,469	32,413	<b>297,452</b>
Lophopetalum/Perupok	2,165	1,915	2,263	1,153	991	489	1,249	1,758	1,824	1,739	1,063	2,113	<b>18,721</b>
Malas	25,035	24,517	28,131	22,848	16,109	28,009	20,928	24,176	18,962	21,271	23,407	29,651	<b>283,044</b>
Pencil Cedar	13,014	14,196	16,588	9,551	7,192	7,113	6,247	10,007	7,567	11,456	10,720	11,082	<b>124,732</b>
PNG Mersawa	21,629	8,858	14,433	5,941	9,865	6,677	10,294	5,116	8,589	5,730	4,921	9,986	<b>112,038</b>
PNG Walnut	6,323	7,934	8,307	5,913	5,440	3,620	3,603	4,831	5,117	6,239	5,747	4,994	<b>68,068</b>
Red Canarium	8,968	13,730	10,921	11,158	6,179	7,996	5,248	10,960	7,569	12,308	7,685	9,242	<b>111,964</b>
Red Planchonella	1,165	1,305	1,374	1,434	644	641	966	957	1,349	1,324	962	1,681	<b>13,799</b>
Taun	62,687	68,812	70,782	62,302	44,472	32,739	45,625	43,238	38,018	54,018	44,417	50,898	<b>618,007</b>
Terminalia	14,602	26,609	18,958	19,562	16,174	13,585	16,103	12,463	14,859	16,911	13,591	16,144	<b>199,561</b>
White Planchonella	1,858	2,169	2,383	1,792	1,535	1,486	1,443	2,126	2,225	2,146	2,061	2,450	<b>23,675</b>
<b>Group 1 Species Total</b>	<b>237,124</b>	<b>262,103</b>	<b>255,764</b>	<b>205,018</b>	<b>167,379</b>	<b>190,253</b>	<b>167,114</b>	<b>175,829</b>	<b>175,520</b>	<b>191,830</b>	<b>171,760</b>	<b>216,254</b>	<b>2,415,950</b>
<b>Group 2 Species Total</b>	<b>27,576</b>	<b>33,881</b>	<b>34,344</b>	<b>21,809</b>	<b>14,075</b>	<b>25,703</b>	<b>17,192</b>	<b>19,644</b>	<b>19,912</b>	<b>25,149</b>	<b>18,725</b>	<b>23,179</b>	<b>281,191</b>
<b>Group 3 Species Total</b>	<b>40,756</b>	<b>45,495</b>	<b>54,068</b>	<b>49,862</b>	<b>35,451</b>	<b>27,666</b>	<b>30,134</b>	<b>38,892</b>	<b>42,011</b>	<b>47,437</b>	<b>40,146</b>	<b>44,831</b>	<b>496,748</b>
<b>Group 4 Species Total</b>	<b>55,767</b>	<b>59,303</b>	<b>65,837</b>	<b>60,766</b>	<b>43,985</b>	<b>39,662</b>	<b>44,227</b>	<b>47,775</b>	<b>53,265</b>	<b>59,152</b>	<b>45,250</b>	<b>57,598</b>	<b>632,588</b>
<b>Total Volume (m3)</b>	<b>361,224</b>	<b>400,783</b>	<b>410,012</b>	<b>337,455</b>	<b>260,890</b>	<b>283,285</b>	<b>258,667</b>	<b>282,141</b>	<b>290,708</b>	<b>323,568</b>	<b>275,882</b>	<b>341,863</b>	<b>3,826,478</b>

### Log Grade : Plantation diam under sap 20 - 29 cm: tiny small

Species / Group	Month												Total	
	12/18	11/18	10/18	9/18	8/18	7/18	6/18	5/18	4/18	3/18	2/18	1/18		
Teak (b) tiny small (plntn)											150		150	<b>300</b>
<b>Group 1 Species Total</b>											<b>150</b>		<b>150</b>	<b>300</b>
<b>Total Volume (m3)</b>											<b>150</b>		<b>150</b>	<b>300</b>

### Log Grade : Plantation diam under sap 10 - 19 cm: little small

Species / Group	Month												Total	
	12/18	11/18	10/18	9/18	8/18	7/18	6/18	5/18	4/18	3/18	2/18	1/18		
Teak (a) little small (plnt)											200		200	<b>400</b>
<b>Group 1 Species Total</b>											<b>200</b>		<b>200</b>	<b>400</b>
<b>Total Volume (m3)</b>											<b>200</b>		<b>200</b>	<b>400</b>

**Log Grade : Plantation diam 60+ cm: regular**

Species / Group	Month												Total
	12/18	11/18	10/18	9/18	8/18	7/18	6/18	5/18	4/18	3/18	2/18	1/18	
Erima											5		<b>5</b>
Terminalia									515	445	48		<b>1,008</b>
Group 2 Species	500	1,970	2,512	210	1,910	3,046	150	1,688	2,921	280		2,397	<b>17,584</b>
<b>Group 1 Species Total</b>									<b>515</b>	<b>445</b>	<b>53</b>		<b>1,013</b>
<b>Group 2 Species Total</b>	<b>500</b>	<b>1,970</b>	<b>2,512</b>	<b>210</b>	<b>1,910</b>	<b>3,046</b>	<b>150</b>	<b>1,688</b>	<b>2,921</b>	<b>280</b>		<b>2,397</b>	<b>17,584</b>
<b>Total Volume (m3)</b>	<b>500</b>	<b>1,970</b>	<b>2,512</b>	<b>210</b>	<b>1,910</b>	<b>3,046</b>	<b>150</b>	<b>1,688</b>	<b>3,436</b>	<b>725</b>	<b>53</b>	<b>2,397</b>	<b>18,597</b>

**Log Grade : Plantation diam 50 - 59 cm: small**

Species / Group	Month												Total
	12/18	11/18	10/18	9/18	8/18	7/18	6/18	5/18	4/18	3/18	2/18	1/18	
Erima											5		<b>5</b>
Terminalia									900	650	99		<b>1,649</b>
Group 2 Species	600	670	2,585	930	1,849	917	300	1,370	1,860	630	72	603	<b>12,386</b>
<b>Group 1 Species Total</b>									<b>900</b>	<b>650</b>	<b>104</b>		<b>1,654</b>
<b>Group 2 Species Total</b>	<b>600</b>	<b>670</b>	<b>2,585</b>	<b>930</b>	<b>1,849</b>	<b>917</b>	<b>300</b>	<b>1,370</b>	<b>1,860</b>	<b>630</b>	<b>72</b>	<b>603</b>	<b>12,386</b>
<b>Total Volume (m3)</b>	<b>600</b>	<b>670</b>	<b>2,585</b>	<b>930</b>	<b>1,849</b>	<b>917</b>	<b>300</b>	<b>1,370</b>	<b>2,760</b>	<b>1,280</b>	<b>176</b>	<b>603</b>	<b>14,040</b>

**Log Grade : Plantation diam 40 - 49 cm: super small**

Species / Group	Month												Total
	12/18	11/18	10/18	9/18	8/18	7/18	6/18	5/18	4/18	3/18	2/18	1/18	
Erima											18		<b>18</b>
Terminalia									1,350	1,250	62		<b>2,662</b>
Group 2 Species	1,040	1,050	4,735	3,400	2,834	756	800	2,577	4,195	1,400	327	2,344	<b>25,458</b>
<b>Group 1 Species Total</b>									<b>1,350</b>	<b>1,250</b>	<b>80</b>		<b>2,680</b>
<b>Group 2 Species Total</b>	<b>1,040</b>	<b>1,050</b>	<b>4,735</b>	<b>3,400</b>	<b>2,834</b>	<b>756</b>	<b>800</b>	<b>2,577</b>	<b>4,195</b>	<b>1,400</b>	<b>327</b>	<b>2,344</b>	<b>25,458</b>
<b>Total Volume (m3)</b>	<b>1,040</b>	<b>1,050</b>	<b>4,735</b>	<b>3,400</b>	<b>2,834</b>	<b>756</b>	<b>800</b>	<b>2,577</b>	<b>5,545</b>	<b>2,650</b>	<b>407</b>	<b>2,344</b>	<b>28,138</b>

**Log Grade : Plantation diam 30 - 39 cm: baby small**

Species / Group	Month												Total
	12/18	11/18	10/18	9/18	8/18	7/18	6/18	5/18	4/18	3/18	2/18	1/18	
Terminalia									1,900	1,450	125		<b>3,475</b>
Group 2 Species	1,430	1,100	4,260	2,760	2,795	244	1,050	3,168	5,095	1,850	450	5,846	<b>30,048</b>
<b>Group 1 Species Total</b>									<b>1,900</b>	<b>1,450</b>	<b>125</b>		<b>3,475</b>
<b>Group 2 Species Total</b>	<b>1,430</b>	<b>1,100</b>	<b>4,260</b>	<b>2,760</b>	<b>2,795</b>	<b>244</b>	<b>1,050</b>	<b>3,168</b>	<b>5,095</b>	<b>1,850</b>	<b>450</b>	<b>5,846</b>	<b>30,048</b>
<b>Total Volume (m3)</b>	<b>1,430</b>	<b>1,100</b>	<b>4,260</b>	<b>2,760</b>	<b>2,795</b>	<b>244</b>	<b>1,050</b>	<b>3,168</b>	<b>6,995</b>	<b>3,300</b>	<b>575</b>	<b>5,846</b>	<b>33,523</b>

**Log Grade : Plantation diam 20 - 29 cm: tiny small**

Species / Group	Month												Total
	12/18	11/18	10/18	9/18	8/18	7/18	6/18	5/18	4/18	3/18	2/18	1/18	
Teak (b) tiny small (plntn Terminalia	200	200	250	200	350	150	200	200	150		100		<b>2,000</b>
Group 2 Species	430	220	1,150	1,600	1,097	10	900	907	2,594	1,045	500	4,360	<b>14,813</b>
<b>Group 1 Species Total</b>	<b>200</b>	<b>200</b>	<b>250</b>	<b>200</b>	<b>350</b>	<b>150</b>	<b>200</b>	<b>200</b>	<b>1,800</b>	<b>1,000</b>	<b>389</b>		<b>4,939</b>
<b>Group 2 Species Total</b>	<b>430</b>	<b>220</b>	<b>1,150</b>	<b>1,600</b>	<b>1,097</b>	<b>10</b>	<b>900</b>	<b>907</b>	<b>2,594</b>	<b>1,045</b>	<b>500</b>	<b>4,360</b>	<b>14,813</b>
<b>Total Volume (m3)</b>	<b>630</b>	<b>420</b>	<b>1,400</b>	<b>1,800</b>	<b>1,447</b>	<b>160</b>	<b>1,100</b>	<b>1,107</b>	<b>4,394</b>	<b>2,045</b>	<b>889</b>	<b>4,360</b>	<b>19,752</b>

**Log Grade : Plantation diam 00 - 19 cm: little small**

Species / Group	Month												Total
	12/18	11/18	10/18	9/18	8/18	7/18	6/18	5/18	4/18	3/18	2/18	1/18	
Teak (a) little small (plnt Terminalia	200	200	250	150	400	200	300	300	200		200		<b>2,400</b>
Group 2 Species									300				<b>300</b>
<b>Group 1 Species Total</b>	<b>200</b>	<b>200</b>	<b>250</b>	<b>150</b>	<b>400</b>	<b>200</b>	<b>300</b>	<b>300</b>	<b>500</b>		<b>200</b>		<b>2,700</b>
<b>Group 2 Species Total</b>									<b>300</b>				<b>300</b>
<b>Total Volume (m3)</b>	<b>200</b>	<b>200</b>	<b>250</b>	<b>150</b>	<b>400</b>	<b>200</b>	<b>300</b>	<b>300</b>	<b>800</b>		<b>200</b>		<b>3,000</b>

**Log Grade : Low grade**

Species / Group	Month												Total
	12/18	11/18	10/18	9/18	8/18	7/18	6/18	5/18	4/18	3/18	2/18	1/18	
Kwila	3,000												<b>3,000</b>
PNG Mersawa	2,524		478										<b>3,002</b>
<b>Group 1 Species Total</b>	<b>5,524</b>		<b>478</b>										<b>6,002</b>
<b>Mixed Grp Spp. Total</b>	<b>20,701</b>	<b>31,727</b>	<b>23,137</b>	<b>28,826</b>	<b>20,056</b>	<b>21,671</b>	<b>15,735</b>	<b>16,439</b>	<b>24,617</b>	<b>16,898</b>	<b>9,565</b>	<b>17,765</b>	<b>247,138</b>
<b>Total Volume (m3)</b>	<b>26,225</b>	<b>31,727</b>	<b>23,615</b>	<b>28,826</b>	<b>20,056</b>	<b>21,671</b>	<b>15,735</b>	<b>16,439</b>	<b>24,617</b>	<b>16,898</b>	<b>9,565</b>	<b>17,765</b>	<b>253,140</b>

**Log Grade : Kwila Low Grade**

Species / Group	Month												Total
	12/18	11/18	10/18	9/18	8/18	7/18	6/18	5/18	4/18	3/18	2/18	1/18	
Kwila		50											<b>50</b>
<b>Group 1 Species Total</b>		<b>50</b>											<b>50</b>
<b>Total Volume (m3)</b>		<b>50</b>											<b>50</b>

**Log Grade : All Logs**

Species / Group	Month												Total
	12/18	11/18	10/18	9/18	8/18	7/18	6/18	5/18	4/18	3/18	2/18	1/18	
Burckella	6,409	7,472	6,873	6,062	3,191	4,297	3,830	4,399	5,980	6,097	3,913	6,928	<b>65,453</b>
Calophyllum	27,091	24,775	26,295	15,875	11,280	18,627	12,894	24,465	10,194	13,634	13,527	16,124	<b>214,781</b>
Dillenia	13,734	16,174	14,606	8,369	8,976	17,695	16,770	8,244	7,172	6,976	8,382	9,556	<b>136,652</b>
Erima	4,985	7,018	7,327	6,990	5,473	5,973	7,142	8,823	6,135	10,125	11,156	7,989	<b>89,135</b>
Grey Canarium	2,986	2,963	3,585	2,332	989	1,879	1,693	2,744	3,469	3,239	2,468	3,909	<b>32,357</b>
Group 1 Species									300				<b>300</b>
Hekakoro	669	931	672	87	107	140	155	327	1,045	812	300	1,094	<b>6,339</b>
Kwila	26,804	32,776	22,266	23,650	28,763	39,289	12,924	11,196	35,147	17,804	17,469	32,413	<b>300,502</b>
Lophopetalum/Perupok	2,165	1,915	2,263	1,153	991	489	1,249	1,758	1,824	1,739	1,063	2,113	<b>18,721</b>
Malas	25,035	24,517	28,131	22,848	16,109	28,009	20,928	24,176	18,962	21,271	23,407	29,651	<b>283,044</b>
Pencil Cedar	13,014	14,196	16,588	9,551	7,192	7,113	6,247	10,007	7,567	11,456	10,720	11,082	<b>124,732</b>
PNG Mersawa	24,153	8,858	14,911	5,941	9,865	6,677	10,294	5,116	8,589	5,730	4,921	9,986	<b>115,040</b>
PNG Walnut	6,323	7,934	8,307	5,913	5,440	3,620	3,603	4,831	5,117	6,239	5,747	4,994	<b>68,068</b>
Red Canarium	8,968	13,730	10,921	11,158	6,179	7,996	5,248	10,960	7,569	12,308	7,685	9,242	<b>111,964</b>
Red Planchonella	1,165	1,305	1,374	1,434	644	641	966	957	1,349	1,324	962	1,681	<b>13,809</b>
Taun	62,687	68,812	70,782	62,302	44,472	32,739	45,625	43,238	38,018	54,018	44,417	50,898	<b>618,007</b>
Teak (a) little small (plnt ~)	200	200	250	150	400	200	300	300	200	200	200	200	<b>2,800</b>
Teak (b) tiny small (plntn \	200	200	250	200	350	150	200	200	150	150	100	150	<b>2,300</b>
Terminalia	14,602	26,609	18,958	19,562	16,174	13,585	16,103	12,463	21,474	21,706	14,214	16,144	<b>211,594</b>
White Planchonella	1,858	2,169	2,383	1,792	1,535	1,486	1,443	2,126	2,225	2,146	2,061	2,450	<b>23,675</b>
<b>Group 1 Species Total</b>	<b>243,049</b>	<b>262,553</b>	<b>256,842</b>	<b>205,368</b>	<b>168,129</b>	<b>190,603</b>	<b>167,614</b>	<b>176,329</b>	<b>182,495</b>	<b>196,975</b>	<b>172,711</b>	<b>216,604</b>	<b>2,439,273</b>
<b>Group 2 Species Total</b>	<b>31,576</b>	<b>38,891</b>	<b>49,586</b>	<b>30,709</b>	<b>24,560</b>	<b>30,676</b>	<b>20,392</b>	<b>29,354</b>	<b>36,877</b>	<b>30,354</b>	<b>20,074</b>	<b>38,729</b>	<b>381,780</b>
<b>Group 3 Species Total</b>	<b>40,756</b>	<b>45,495</b>	<b>54,068</b>	<b>49,862</b>	<b>35,451</b>	<b>27,666</b>	<b>30,134</b>	<b>38,892</b>	<b>42,011</b>	<b>47,437</b>	<b>40,146</b>	<b>44,831</b>	<b>496,748</b>
<b>Group 4 Species Total</b>	<b>55,767</b>	<b>59,303</b>	<b>65,837</b>	<b>60,766</b>	<b>43,985</b>	<b>39,662</b>	<b>44,227</b>	<b>47,775</b>	<b>53,265</b>	<b>59,152</b>	<b>45,250</b>	<b>57,598</b>	<b>632,588</b>
<b>Mixed Grp Spp Total</b>	<b>20,701</b>	<b>31,727</b>	<b>23,137</b>	<b>28,826</b>	<b>20,056</b>	<b>21,671</b>	<b>15,735</b>	<b>16,439</b>	<b>24,617</b>	<b>16,898</b>	<b>9,565</b>	<b>17,765</b>	<b>247,138</b>
<b>Total Volume (m3)</b>	<b>391,849</b>	<b>437,970</b>	<b>449,469</b>	<b>375,532</b>	<b>292,181</b>	<b>310,279</b>	<b>278,102</b>	<b>308,790</b>	<b>339,265</b>	<b>350,816</b>	<b>287,747</b>	<b>375,528</b>	<b>4,197,528</b>

## Monthly Actual Shipped Volumes (m3) by Log Grade and Destination

### Log Grade: Saw/Veneer

Destination	Month												12-month total	% of total
	12/18	11/18	10/18	9/18	8/18	7/18	6/18	5/18	4/18	3/18	2/18	1/18		
China	339,018	319,088	341,995	203,813	188,917	288,584	218,772	316,933	217,698	364,588	267,714	241,080	3,308,200	89.9%
India	32,011			7,081	10,094		5,353				18,352		72,892	2.0%
Japan	4,651	7,192	14,913	3,362	7,283	13,557	2,230	7,147		6,586	2,586	4,890	74,398	2.0%
Korea	3,512	8,289	4,102	6,961		10,991	9,012			3,072	9,158	6,686	61,784	1.7%
Malaysia					7,048		6,916						13,965	0.4%
Philippines	1,858						3,342						5,200	0.1%
Singapore									4,382	4,904			9,286	0.3%
Taiwan		4,062					4,092		1,604	4,371			14,128	0.4%
Vietnam	5,437	27,128		21,784	23,136	19,138		6,533	6,740	6,266		4,724	120,886	3.3%
<b>Total (m3)</b>	<b>386,488</b>	<b>365,759</b>	<b>361,010</b>	<b>243,002</b>	<b>236,479</b>	<b>332,271</b>	<b>249,717</b>	<b>330,614</b>	<b>230,425</b>	<b>389,786</b>	<b>297,810</b>	<b>257,380</b>	<b>3,680,740</b>	<b>100%</b>

### Log Grade: Plantation diam under sap 40 - 49 cm: super small

Destination	Month												12-month total	% of total	
	12/18	11/18	10/18	9/18	8/18	7/18	6/18	5/18	4/18	3/18	2/18	1/18			
India													1	1	100.0%
<b>Total (m3)</b>													<b>1</b>	<b>1</b>	<b>100%</b>

### Log Grade: Plantation diam under sap 30 - 39 cm: baby small

Destination	Month												12-month total	% of total
	12/18	11/18	10/18	9/18	8/18	7/18	6/18	5/18	4/18	3/18	2/18	1/18		
India										11			11	100.0%
<b>Total (m3)</b>										<b>11</b>			<b>11</b>	<b>100%</b>

### Log Grade: Plantation diam under sap 20 - 29 cm: tiny small

Destination	Month												12-month total	% of total
	12/18	11/18	10/18	9/18	8/18	7/18	6/18	5/18	4/18	3/18	2/18	1/18		
India										173	219		393	100.0%
<b>Total (m3)</b>										<b>173</b>	<b>219</b>		<b>393</b>	<b>100%</b>

### Log Grade: Plantation diam under sap 10 - 19 cm: little small

Destination	Month												12-month total	% of total
	12/18	11/18	10/18	9/18	8/18	7/18	6/18	5/18	4/18	3/18	2/18	1/18		
India						148				143	116		408	100.0%
<b>Total (m3)</b>						<b>148</b>				<b>143</b>	<b>116</b>		<b>408</b>	<b>100%</b>



**Log Grade: Plantation diam 60+ cm: regular**

Destination	Month												12-month total	% of total
	12/18	11/18	10/18	9/18	8/18	7/18	6/18	5/18	4/18	3/18	2/18	1/18		
China	353	3,106	1,145	551	131	3,055	289	807	2,791	2,736		89	15,051	88.7%
Korea			382				701						1,083	6.4%
Singapore					345		160		264		65		834	4.9%
<b>Total (m3)</b>	<b>353</b>	<b>3,106</b>	<b>1,527</b>	<b>551</b>	<b>475</b>	<b>3,055</b>	<b>1,149</b>	<b>807</b>	<b>3,055</b>	<b>2,736</b>	<b>65</b>	<b>89</b>	<b>16,968</b>	<b>100%</b>

**Log Grade: Plantation diam 50 - 59 cm: small**

Destination	Month												12-month total	% of total
	12/18	11/18	10/18	9/18	8/18	7/18	6/18	5/18	4/18	3/18	2/18	1/18		
China	735	800	1,254	236	607	927	828	888	1,091	1,616		190	9,171	74.6%
India								2					2	0.0%
Korea			36				14						50	0.4%
Singapore					1,283		556		781		447		3,068	25.0%
<b>Total (m3)</b>	<b>735</b>	<b>800</b>	<b>1,289</b>	<b>236</b>	<b>1,890</b>	<b>927</b>	<b>1,398</b>	<b>890</b>	<b>1,872</b>	<b>1,616</b>	<b>447</b>	<b>190</b>	<b>12,290</b>	<b>100%</b>

**Log Grade: Plantation diam 40 - 49 cm: super small low grade**

Destination	Month												12-month total	% of total
	12/18	11/18	10/18	9/18	8/18	7/18	6/18	5/18	4/18	3/18	2/18	1/18		
Singapore												384	384	100.0%
<b>Total (m3)</b>												<b>384</b>	<b>384</b>	<b>100%</b>

**Log Grade: Plantation diam 40 - 49 cm: super small**

Destination	Month												12-month total	% of total
	12/18	11/18	10/18	9/18	8/18	7/18	6/18	5/18	4/18	3/18	2/18	1/18		
China	1,355	1,809	2,602	301	1,460	767	1,720	965	2,399	1,846		1,242	16,465	69.1%
India					3			1					4	0.0%
Korea			16				2						18	0.1%
Singapore					2,207		1,661		2,159		1,318		7,344	30.8%
<b>Total (m3)</b>	<b>1,355</b>	<b>1,809</b>	<b>2,617</b>	<b>301</b>	<b>3,671</b>	<b>767</b>	<b>3,383</b>	<b>966</b>	<b>4,558</b>	<b>1,846</b>	<b>1,318</b>	<b>1,242</b>	<b>23,831</b>	<b>100%</b>

**Log Grade: Plantation diam 30 - 39 cm: baby small**

Destination	Month												12-month total	% of total
	12/18	11/18	10/18	9/18	8/18	7/18	6/18	5/18	4/18	3/18	2/18	1/18		
China	1,371	2,000	3,259	438	1,697	258	2,114	421	3,270	3,604		5,818	24,249	70.4%
India			8	14	25			37					84	0.2%
Singapore					2,012		2,757		2,655		2,690		10,113	29.4%
<b>Total (m3)</b>	<b>1,371</b>	<b>2,000</b>	<b>3,267</b>	<b>452</b>	<b>3,733</b>	<b>258</b>	<b>4,870</b>	<b>458</b>	<b>5,925</b>	<b>3,604</b>	<b>2,690</b>	<b>5,818</b>	<b>34,446</b>	<b>100%</b>

**Log Grade: Plantation diam 20 - 29 cm: tiny small**

Destination	Month												12-month total	% of total
	12/18	11/18	10/18	9/18	8/18	7/18	6/18	5/18	4/18	3/18	2/18	1/18		
China	250	236	697	122	439	10	964	5	1,726	2,762		4,971	12,183	64.6%
India	424		330	220	243	754	138	514					2,624	13.9%
Singapore					1,015		908		1,010		1,111		4,044	21.5%
<b>Total (m3)</b>	<b>674</b>	<b>236</b>	<b>1,028</b>	<b>342</b>	<b>1,698</b>	<b>764</b>	<b>2,010</b>	<b>519</b>	<b>2,736</b>	<b>2,762</b>	<b>1,111</b>	<b>4,971</b>	<b>18,850</b>	<b>100%</b>

**Log Grade: Plantation diam 00 - 19 cm: little small**

Destination	Month												12-month total	% of total	
	12/18	11/18	10/18	9/18	8/18	7/18	6/18	5/18	4/18	3/18	2/18	1/18			
India	124		40	131	113		412	194						1,015	100.0%
<b>Total (m3)</b>	<b>124</b>		<b>40</b>	<b>131</b>	<b>113</b>		<b>412</b>	<b>194</b>						<b>1,015</b>	<b>100%</b>

**Log Grade: Low grade**

Destination	Month												12-month total	% of total
	12/18	11/18	10/18	9/18	8/18	7/18	6/18	5/18	4/18	3/18	2/18	1/18		
China	25,473	20,440	36,447	7,301	13,021	32,805	8,178	27,331	4,520	15,416	21,442	7,212	219,587	94.0%
India	1,941												1,941	0.8%
Japan		1,142	1,013		110								2,265	1.0%
Korea	208	122	380			849							1,559	0.7%
Malaysia					4,049								4,049	1.7%
Philippines							1,960						1,960	0.8%
Vietnam	1,356	869											2,225	1.0%
<b>Total (m3)</b>	<b>28,978</b>	<b>22,573</b>	<b>37,840</b>	<b>7,301</b>	<b>17,181</b>	<b>33,654</b>	<b>10,138</b>	<b>27,331</b>	<b>4,520</b>	<b>15,416</b>	<b>21,442</b>	<b>7,212</b>	<b>233,585</b>	<b>100%</b>

**Log Grade: Kwila Low Grade**

Destination	Month												12-month total	% of total
	12/18	11/18	10/18	9/18	8/18	7/18	6/18	5/18	4/18	3/18	2/18	1/18		
China	53												53	100.0%
<b>Total (m3)</b>	<b>53</b>												<b>53</b>	<b>100%</b>

**Log Grade: All Logs**

Destination	Month												12-month total	% of total
	12/18	11/18	10/18	9/18	8/18	7/18	6/18	5/18	4/18	3/18	2/18	1/18		
<b>China</b>	368,608	347,478	387,398	212,762	206,272	326,405	232,864	347,349	233,495	392,570	289,156	260,601	<b>3,604,959</b>	89.6%
<b>India</b>	34,501		379	7,446	10,479	902	5,903	748		328	18,688		<b>79,373</b>	2.0%
<b>Japan</b>	4,651	8,333	15,927	3,362	7,393	13,557	2,230	7,147		6,586	2,586	4,890	<b>76,663</b>	1.9%
<b>Korea</b>	3,720	8,412	4,915	6,961		11,840	9,729			3,072	9,158	6,686	<b>64,493</b>	1.6%
<b>Malaysia</b>					11,097		6,916						<b>18,014</b>	0.4%
<b>Philippines</b>	1,858						5,302						<b>7,160</b>	0.2%
<b>Singapore</b>					6,861		6,041		11,251	4,904	6,015		<b>35,072</b>	0.9%
<b>Taiwan</b>		4,062					4,092		1,604	4,371			<b>14,128</b>	0.4%
<b>Vietnam</b>	6,793	27,998		21,784	23,136	19,138		6,533	6,740	6,266		4,724	<b>123,111</b>	3.1%
<b>Grand Total</b>	<b>420,131</b>	<b>396,282</b>	<b>408,618</b>	<b>252,315</b>	<b>265,239</b>	<b>371,844</b>	<b>273,077</b>	<b>361,777</b>	<b>253,091</b>	<b>418,096</b>	<b>325,603</b>	<b>276,901</b>	<b>4,022,974</b>	100%



## Monthly Average Actual Export Prices (USD) by Log Grade and Destination

### Log Grade : Saw/Veneer

Destination	Month												Average
	12/18	11/18	10/18	9/18	8/18	7/18	6/18	5/18	4/18	3/18	2/18	1/18	
China	91.28	97.75	104.09	103.61	98.04	105.12	97.12	101.67	94.78	96.56	93.97	92.74	98.10
India	229.72			260.00	260.00		250.00				250.00		243.45
Japan	115.00	95.24	106.38	94.27	109.52	97.00	72.00	114.07		93.88	93.38	113.44	102.51
Korea	90.13	90.52	94.08	93.66		97.73	91.81			100.67	92.62	88.69	93.18
Malaysia					75.97		75.20						75.59
Philippines	110.00						89.86						97.06
Singapore									80.95	73.81			77.18
Taiwan		106.42					88.24		206.11	84.35			105.65
Vietnam	75.18	79.05		86.48	80.68	82.60		75.07	72.17	88.42		66.74	80.50
<b>Ave. Price (USD)</b>	<b>102.88</b>	<b>96.25</b>	<b>104.07</b>	<b>106.22</b>	<b>102.95</b>	<b>103.25</b>	<b>99.13</b>	<b>101.41</b>	<b>94.63</b>	<b>95.99</b>	<b>103.53</b>	<b>92.55</b>	<b>100.29</b>

### Log Grade : Plantation diam under sap 40 - 49 cm: super small

Destination	Month												Average
	12/18	11/18	10/18	9/18	8/18	7/18	6/18	5/18	4/18	3/18	2/18	1/18	
India										250.00			250.00
<b>Ave. Price (USD)</b>										<b>250.00</b>			<b>250.00</b>

### Log Grade : Plantation diam under sap 30 - 39 cm: baby small

Destination	Month												Average
	12/18	11/18	10/18	9/18	8/18	7/18	6/18	5/18	4/18	3/18	2/18	1/18	
India										250.00			250.00
<b>Ave. Price (USD)</b>										<b>250.00</b>			<b>250.00</b>

### Log Grade : Plantation diam under sap 20 - 29 cm: tiny small

Destination	Month												Average
	12/18	11/18	10/18	9/18	8/18	7/18	6/18	5/18	4/18	3/18	2/18	1/18	
India										250.00	250.00		250.00
<b>Ave. Price (USD)</b>										<b>250.00</b>	<b>250.00</b>		<b>250.00</b>

### Log Grade : Plantation diam under sap 10 - 19 cm: little small

Destination	Month												Average
	12/18	11/18	10/18	9/18	8/18	7/18	6/18	5/18	4/18	3/18	2/18	1/18	
India						250.00				250.00	250.00		250.00
<b>Ave. Price (USD)</b>						<b>250.00</b>				<b>250.00</b>	<b>250.00</b>		<b>250.00</b>

Notes: All prices are USD FOB per cubic metre; dates of prices from Bills of Lading

**Log Grade : Plantation diam 60+ cm: regular**

Destination	Month												Average
	12/18	11/18	10/18	9/18	8/18	7/18	6/18	5/18	4/18	3/18	2/18	1/18	
China	107.00	105.01	105.14	105.00	107.00	110.00	107.00	110.00	109.51	95.61		110.00	105.56
Korea			105.00				110.00						108.24
Singapore					152.00		138.00		150.00		138.00		147.59
<b>Ave. Price (USD)</b>	<b>107.00</b>	<b>105.01</b>	<b>105.10</b>	<b>105.00</b>	<b>139.63</b>	<b>110.00</b>	<b>113.14</b>	<b>110.00</b>	<b>113.01</b>	<b>95.61</b>	<b>138.00</b>	<b>110.00</b>	<b>107.79</b>

**Log Grade : Plantation diam 50 - 59 cm: small**

Destination	Month												Average
	12/18	11/18	10/18	9/18	8/18	7/18	6/18	5/18	4/18	3/18	2/18	1/18	
China	102.00	97.99	98.68	95.00	102.00	100.00	102.00	100.00	101.69	88.19		100.00	98.11
India								250.00					250.00
Korea			95.00				100.00						96.43
Singapore					137.00		119.50		136.00		119.00		130.95
<b>Ave. Price (USD)</b>	<b>102.00</b>	<b>97.99</b>	<b>98.58</b>	<b>95.00</b>	<b>125.76</b>	<b>100.00</b>	<b>108.94</b>	<b>100.37</b>	<b>116.01</b>	<b>88.19</b>	<b>119.00</b>	<b>100.00</b>	<b>106.33</b>

**Log Grade : Plantation diam 40 - 49 cm: super small low grade**

Destination	Month												Average
	12/18	11/18	10/18	9/18	8/18	7/18	6/18	5/18	4/18	3/18	2/18	1/18	
Singapore												106.00	106.00
<b>Ave. Price (USD)</b>												<b>106.00</b>	<b>106.00</b>

**Log Grade : Plantation diam 40 - 49 cm: super small**

Destination	Month												Average
	12/18	11/18	10/18	9/18	8/18	7/18	6/18	5/18	4/18	3/18	2/18	1/18	
China	100.00	97.64	95.93	85.00	100.00	90.00	100.00	90.00	99.68	96.73		90.00	96.60
India					250.00			250.00					250.00
Korea			85.00				90.00						85.55
Singapore					122.00		106.00		120.00		106.00		114.92
<b>Ave. Price (USD)</b>	<b>100.00</b>	<b>97.64</b>	<b>95.86</b>	<b>85.00</b>	<b>113.36</b>	<b>90.00</b>	<b>102.94</b>	<b>90.12</b>	<b>109.31</b>	<b>96.73</b>	<b>106.00</b>	<b>90.00</b>	<b>102.27</b>

**Log Grade : Plantation diam 30 - 39 cm: baby small**

Destination	Month												Average
	12/18	11/18	10/18	9/18	8/18	7/18	6/18	5/18	4/18	3/18	2/18	1/18	
China	92.00	91.36	86.90	75.00	92.00	78.61	92.00	80.00	91.80	85.02		80.00	86.66
India			250.00	250.00	250.00			250.00					250.00
Singapore					101.50		86.00		101.00		85.50		92.89
<b>Ave. Price (USD)</b>	<b>92.00</b>	<b>91.36</b>	<b>87.32</b>	<b>80.25</b>	<b>98.16</b>	<b>78.61</b>	<b>88.60</b>	<b>93.81</b>	<b>95.92</b>	<b>85.02</b>	<b>85.50</b>	<b>80.00</b>	<b>88.89</b>

Notes: All prices are USD FOB per cubic metre; dates of prices from Bills of Lading

**Log Grade : Plantation diam 20 - 29 cm: tiny small**

Destination	Month												Average
	12/18	11/18	10/18	9/18	8/18	7/18	6/18	5/18	4/18	3/18	2/18	1/18	
China	82.00	82.00	73.97	65.00	82.00	70.00	82.00	70.00	81.96	77.43		70.00	75.42
India	250.00		250.00	250.00	250.00	250.00	250.00	250.00					250.00
Singapore					64.00		51.00		64.00		49.00		56.96
<b>Ave. Price (USD)</b>	<b>187.75</b>	<b>82.00</b>	<b>130.53</b>	<b>183.99</b>	<b>95.33</b>	<b>247.70</b>	<b>79.53</b>	<b>248.37</b>	<b>75.33</b>	<b>77.43</b>	<b>49.00</b>	<b>70.00</b>	<b>95.76</b>

**Log Grade : Plantation diam 00 - 19 cm: little small**

Destination	Month												Average
	12/18	11/18	10/18	9/18	8/18	7/18	6/18	5/18	4/18	3/18	2/18	1/18	
India	250.00		250.00	250.00	250.00		250.00	250.00					250.00
<b>Ave. Price (USD)</b>	<b>250.00</b>		<b>250.00</b>	<b>250.00</b>	<b>250.00</b>		<b>250.00</b>	<b>250.00</b>					<b>250.00</b>

**Log Grade : Low grade**

Destination	Month												Average
	12/18	11/18	10/18	9/18	8/18	7/18	6/18	5/18	4/18	3/18	2/18	1/18	
China	45.41	48.51	45.00	44.79	52.82	51.50	47.64	51.37	52.30	54.42	54.14	52.43	49.64
India	50.00												50.00
Japan		37.45	39.12		50.00								38.81
Korea	35.00	35.00	35.00			40.00							37.72
Malaysia					50.00								50.00
Philippines							55.00						55.00
Vietnam	35.00	35.00											35.00
<b>Ave. Price (USD)</b>	<b>45.16</b>	<b>47.36</b>	<b>44.74</b>	<b>44.79</b>	<b>52.14</b>	<b>51.21</b>	<b>49.06</b>	<b>51.37</b>	<b>52.30</b>	<b>54.42</b>	<b>54.14</b>	<b>52.43</b>	<b>49.37</b>

**Log Grade : Kwila Low Grade**

Destination	Month												Average
	12/18	11/18	10/18	9/18	8/18	7/18	6/18	5/18	4/18	3/18	2/18	1/18	
China	185.00												185.00
<b>Ave. Price (USD)</b>	<b>185.00</b>												<b>185.00</b>

Notes: All prices are USD FOB per cubic metre; dates of prices from Bills of Lading

**Log Grade : All Logs**

Destination	Month												Average
	12/18	11/18	10/18	9/18	8/18	7/18	6/18	5/18	4/18	3/18	2/18	1/18	
<b>China</b>	88.19	94.87	98.26	101.48	95.14	99.71	95.33	97.67	94.08	94.62	91.01	90.90	<b>95.02</b>
<b>India</b>	219.93		250.00	259.51	259.63	250.00	250.00	250.00		250.00	250.00		<b>239.09</b>
<b>Japan</b>	115.00	87.32	102.10	94.27	108.63	97.00	72.00	114.07		93.88	93.38	113.44	<b>100.62</b>
<b>Korea</b>	87.05	89.71	90.34	93.66		93.59	93.13			100.67	92.62	88.69	<b>92.09</b>
<b>Malaysia</b>					66.50		75.20						<b>69.84</b>
<b>Philippines</b>	110.00						76.97						<b>85.54</b>
<b>Singapore</b>					111.72		90.70		97.10	73.81	87.62		<b>93.97</b>
<b>Taiwan</b>		106.42					88.24		206.11	84.35			<b>105.65</b>
<b>Vietnam</b>	67.16	77.68		86.48	80.68	82.60		75.07	72.17	88.42		66.74	<b>79.67</b>
<b>Ave. Price (USD)</b>	<b>99.05</b>	<b>93.51</b>	<b>98.46</b>	<b>104.53</b>	<b>99.98</b>	<b>98.90</b>	<b>97.33</b>	<b>97.90</b>	<b>94.34</b>	<b>94.33</b>	<b>100.14</b>	<b>90.84</b>	<b>97.35</b>

Notes: All prices are USD FOB per cubic metre; dates of prices from Bills of Lading



# Monthly Actual Shipped Volumes (m3) by Export Company and Project

Report printed 29/01/2019 9:42:54 AM

Co. Grouping	Exporter	Site Code	Month												12-month total
			12/18	11/18	10/18	9/18	8/18	7/18	6/18	5/18	4/18	3/18	2/18	1/18	
<b>Agri Bisnis Ltd</b>															
	Agri Bisnis Ltd	Autuvo Extension (21407)	8,775			2,365	8,201		3,970	9,643		12,094		11,346	56,395
	<b>Total for Exporter: Agri Bisnis Ltd</b>		<b>8,775</b>			<b>2,365</b>	<b>8,201</b>		<b>3,970</b>	<b>9,643</b>		<b>12,094</b>		<b>11,346</b>	<b>56,395</b>
	<i>Per Cent of Grand Total</i>		<i>2.1%</i>			<i>0.9%</i>	<i>3.1%</i>		<i>1.5%</i>	<i>2.7%</i>		<i>2.9%</i>		<i>4.0%</i>	<i>1.4%</i>
<b>Total for Agri Bisnis Ltd</b>			<b>8,775</b>			<b>2,365</b>	<b>8,201</b>		<b>3,970</b>	<b>9,643</b>		<b>12,094</b>		<b>11,346</b>	<b>56,395</b>
<i>Per Cent of Grand Total</i>			<i>2.1%</i>			<i>0.9%</i>	<i>3.1%</i>		<i>1.5%</i>	<i>2.7%</i>		<i>2.9%</i>		<i>4.0%</i>	<i>1.4%</i>
<b>Allied Success International Limited</b>															
	Allied Success International Lim	Begere Rice & Integrated (FCA 01-02)	2,345	3,552											5,897
	<b>Total for Exporter: Allied Success International Limited</b>		<b>2,345</b>	<b>3,552</b>											<b>5,897</b>
	<i>Per Cent of Grand Total</i>		<i>0.6%</i>	<i>0.9%</i>											<i>0.1%</i>
<b>Total for Allied Success International Limited</b>			<b>2,345</b>	<b>3,552</b>											<b>5,897</b>
<i>Per Cent of Grand Total</i>			<i>0.6%</i>	<i>0.9%</i>											<i>0.1%</i>
<b>Amanab 56 Timber Investments Ltd</b>															
	Amanab 56 Timber Investments	Amanab Blocks 5 & 6 FMA 110-4 (61)	5,150	15,111	24,055					17,127	10,495	4,860	21,482		98,279
	<b>Total for Exporter: Amanab 56 Timber Investments Ltd</b>		<b>5,150</b>	<b>15,111</b>	<b>24,055</b>					<b>17,127</b>	<b>10,495</b>	<b>4,860</b>	<b>21,482</b>		<b>98,279</b>
	<i>Per Cent of Grand Total</i>		<i>1.2%</i>	<i>3.8%</i>	<i>5.9%</i>					<i>4.7%</i>	<i>4.1%</i>	<i>1.2%</i>	<i>6.5%</i>		<i>2.4%</i>
<b>Total for Amanab 56 Timber Investments Ltd</b>			<b>5,150</b>	<b>15,111</b>	<b>24,055</b>					<b>17,127</b>	<b>10,495</b>	<b>4,860</b>	<b>21,482</b>		<b>98,279</b>
<i>Per Cent of Grand Total</i>			<i>1.2%</i>	<i>3.8%</i>	<i>5.9%</i>					<i>4.7%</i>	<i>4.1%</i>	<i>1.2%</i>	<i>6.5%</i>		<i>2.4%</i>
<b>Amanab Forest Products Ltd</b>															
	Woodbank Pacific Ltd	Vanimo TRP TP 10-8	5,306	4,545		976									10,827
	<b>Total for Exporter: Woodbank Pacific Ltd</b>		<b>5,306</b>	<b>4,545</b>		<b>976</b>									<b>10,827</b>
	<i>Per Cent of Grand Total</i>		<i>1.3%</i>	<i>1.1%</i>		<i>0.4%</i>									<i>0.3%</i>
<b>Total for Amanab Forest Products Ltd</b>			<b>5,306</b>	<b>4,545</b>		<b>976</b>									<b>10,827</b>
<i>Per Cent of Grand Total</i>			<i>1.3%</i>	<i>1.1%</i>		<i>0.4%</i>									<i>0.3%</i>



Co. Grouping	Exporter	SiteCode	Month											12-month total		
			12/18	11/18	10/18	9/18	8/18	7/18	6/18	5/18	4/18	3/18	2/18		1/18	
<b>Aset Meriah (PNG) Ltd</b>																
	Aset Meriah (PNG) Ltd	Pasimanua Ext (TP 14-14) Umboi Island (11327)				4,892					7,698		9,504		9,764	31,859
			15,122	10,058		6,143	8,325	26,622					9,060	21,107	12,061	108,498
	<b>Total for Exporter: Aset Meriah (PNG) Ltd</b>		<b>15,122</b>	<b>10,058</b>		<b>11,035</b>	<b>8,325</b>	<b>26,622</b>			<b>7,698</b>		<b>18,564</b>	<b>21,107</b>	<b>21,825</b>	<b>140,357</b>
	<i>Per Cent of Grand Total</i>		<i>3.6%</i>	<i>2.5%</i>		<i>4.4%</i>	<i>3.1%</i>	<i>7.2%</i>			<i>2.1%</i>		<i>4.4%</i>	<i>6.4%</i>	<i>7.8%</i>	<i>3.5%</i>
<b>Total for Aset Meriah (PNG) Ltd</b>			<b>15,122</b>	<b>10,058</b>		<b>11,035</b>	<b>8,325</b>	<b>26,622</b>			<b>7,698</b>		<b>18,564</b>	<b>21,107</b>	<b>21,825</b>	<b>140,357</b>
<i>Per Cent of Grand Total</i>			<i>3.6%</i>	<i>2.5%</i>		<i>4.4%</i>	<i>3.1%</i>	<i>7.2%</i>			<i>2.1%</i>		<i>4.4%</i>	<i>6.4%</i>	<i>7.8%</i>	<i>3.5%</i>
<b>Bewani Forest Product Ltd</b>																
	Bewani Forest Product Ltd	W/Sepik Prov. (Portion 160C, FCA 10-	5,221	15,509		5,411	5,031	10,291	4,034	5,494	5,458	16,010	7,169	16,511		96,141
	<b>Total for Exporter: Bewani Forest Product Ltd</b>		<b>5,221</b>	<b>15,509</b>		<b>5,411</b>	<b>5,031</b>	<b>10,291</b>	<b>4,034</b>	<b>5,494</b>	<b>5,458</b>	<b>16,010</b>	<b>7,169</b>	<b>16,511</b>		<b>96,141</b>
	<i>Per Cent of Grand Total</i>		<i>1.2%</i>	<i>3.9%</i>		<i>2.1%</i>	<i>1.9%</i>	<i>2.8%</i>	<i>1.5%</i>	<i>1.5%</i>	<i>2.2%</i>	<i>3.8%</i>	<i>2.2%</i>	<i>5.9%</i>		<i>2.4%</i>
<b>Total for Bewani Forest Product Ltd</b>			<b>5,221</b>	<b>15,509</b>		<b>5,411</b>	<b>5,031</b>	<b>10,291</b>	<b>4,034</b>	<b>5,494</b>	<b>5,458</b>	<b>16,010</b>	<b>7,169</b>	<b>16,511</b>		<b>96,141</b>
<i>Per Cent of Grand Total</i>			<i>1.2%</i>	<i>3.9%</i>		<i>2.1%</i>	<i>1.9%</i>	<i>2.8%</i>	<i>1.5%</i>	<i>1.5%</i>	<i>2.2%</i>	<i>3.8%</i>	<i>2.2%</i>	<i>5.9%</i>		<i>2.4%</i>
<b>Bismark Industries Ltd</b>																
	Bismark Industries Ltd	Kapuluk Timber Project (11450)	18,554	15,293		27,170	26,519	6,470	19,512				8,721	12,126		134,364
	<b>Total for Exporter: Bismark Industries Ltd</b>		<b>18,554</b>	<b>15,293</b>		<b>27,170</b>	<b>26,519</b>	<b>6,470</b>	<b>19,512</b>				<b>8,721</b>	<b>12,126</b>		<b>134,364</b>
	<i>Per Cent of Grand Total</i>		<i>4.4%</i>	<i>3.8%</i>		<i>10.8%</i>	<i>10.0%</i>	<i>1.7%</i>	<i>7.1%</i>				<i>2.6%</i>	<i>4.3%</i>		<i>3.3%</i>
<b>Total for Bismark Industries Ltd</b>			<b>18,554</b>	<b>15,293</b>		<b>27,170</b>	<b>26,519</b>	<b>6,470</b>	<b>19,512</b>				<b>8,721</b>	<b>12,126</b>		<b>134,364</b>
<i>Per Cent of Grand Total</i>			<i>4.4%</i>	<i>3.8%</i>		<i>10.8%</i>	<i>10.0%</i>	<i>1.7%</i>	<i>7.1%</i>				<i>2.6%</i>	<i>4.3%</i>		<i>3.3%</i>
<b>Brilliant Investment Ltd</b>																
	DD Investment Ltd	Bewani, Mushu (21001)	6,775										7,642			14,416
	<b>Total for Exporter: DD Investment Ltd</b>		<b>6,775</b>										<b>7,642</b>			<b>14,416</b>
	<i>Per Cent of Grand Total</i>		<i>1.6%</i>										<i>1.8%</i>			<i>0.4%</i>
	Rich Forest Ltd	Pegi Pulan West Sepik (LFA (2) - 10-0				1,043		2,194		682		2,857				6,777
	<b>Total for Exporter: Rich Forest Ltd</b>					<b>1,043</b>		<b>2,194</b>		<b>682</b>		<b>2,857</b>				<b>6,777</b>
	<i>Per Cent of Grand Total</i>					<i>0.4%</i>		<i>0.6%</i>		<i>0.2%</i>		<i>0.7%</i>				<i>0.2%</i>
<b>Total for Brilliant Investment Ltd</b>			<b>6,775</b>			<b>1,043</b>		<b>2,194</b>		<b>682</b>		<b>10,499</b>				<b>21,193</b>
<i>Per Cent of Grand Total</i>			<i>1.6%</i>			<i>0.4%</i>		<i>0.6%</i>		<i>0.2%</i>		<i>2.5%</i>				<i>0.5%</i>

Co. Grouping	Exporter	SiteCode	Month											12-month total	
			12/18	11/18	10/18	9/18	8/18	7/18	6/18	5/18	4/18	3/18	2/18		1/18
<b>Cakara Alam (PNG) Ltd</b>															
	Cakara Alam (PNG) Ltd	Central Arawe (11454)												3,225	3,225
		East Arawe (11455)	6,249												6,249
		Pulie-Anu LFA TP 14-04	8,289	3,041	542										11,871
		Rottock Bay Consolidated (61402)		7,126	10,252		3,600	9,742		17,083	61	20,646	12,901	6,798	88,208
		West Arawe (11453)		4,497	2,863		6,877	5,147			3,629				23,013
	<b>Total for Exporter: Cakara Alam (PNG) Ltd</b>		<b>14,538</b>	<b>14,664</b>	<b>13,656</b>		<b>10,477</b>	<b>14,889</b>		<b>17,083</b>	<b>6,914</b>	<b>20,646</b>	<b>12,901</b>	<b>6,798</b>	<b>132,567</b>
	<i>Per Cent of Grand Total</i>		<i>3.5%</i>	<i>3.6%</i>	<i>3.3%</i>		<i>4.0%</i>	<i>4.0%</i>		<i>4.7%</i>	<i>2.7%</i>	<i>4.9%</i>	<i>3.9%</i>	<i>2.4%</i>	<i>3.3%</i>
	<b>Tzen Niugini Ltd</b>	Illi Wawas Awatka Masarau TA (315-7)		4,820											4,820
		Illi Wawas/Masarau (FCA 15-02)		6,262				5,842	9,201			13,078	16,040		50,423
	<b>Total for Exporter: Tzen Niugini Ltd</b>			<b>11,082</b>				<b>5,842</b>	<b>9,201</b>			<b>13,078</b>	<b>16,040</b>		<b>55,243</b>
	<i>Per Cent of Grand Total</i>			<i>2.8%</i>				<i>1.6%</i>	<i>3.4%</i>			<i>3.1%</i>	<i>4.9%</i>		<i>1.4%</i>
	<b>Tzen Pacific Ltd</b>	Aria Vanu Block 3 (21413)		8,187		13,104		11,620		8,121		5,410		6,302	52,744
	<b>Total for Exporter: Tzen Pacific Ltd</b>			<b>8,187</b>		<b>13,104</b>		<b>11,620</b>		<b>8,121</b>		<b>5,410</b>		<b>6,302</b>	<b>52,744</b>
	<i>Per Cent of Grand Total</i>			<i>2.0%</i>		<i>5.2%</i>		<i>3.1%</i>		<i>2.2%</i>		<i>1.3%</i>		<i>2.2%</i>	<i>1.3%</i>
	<b>Total for Cakara Alam (PNG) Ltd</b>		<b>14,538</b>	<b>33,933</b>	<b>13,656</b>	<b>13,104</b>	<b>10,477</b>	<b>32,351</b>	<b>9,201</b>	<b>25,204</b>	<b>6,914</b>	<b>39,135</b>	<b>28,941</b>	<b>13,100</b>	<b>240,554</b>
	<i>Per Cent of Grand Total</i>		<i>3.5%</i>	<i>8.4%</i>	<i>3.3%</i>	<i>5.2%</i>	<i>4.0%</i>	<i>8.7%</i>	<i>3.4%</i>	<i>7.0%</i>	<i>2.7%</i>	<i>9.3%</i>	<i>8.8%</i>	<i>4.7%</i>	<i>6.0%</i>
<b>Canopus No. 16 Ltd</b>															
	Canopus No. 16 Ltd	Wipim Tapila FMA (10110)		9,027	6,502		5,055	10,045			4,290		4,496	11,803	51,218
	<b>Total for Exporter: Canopus No. 16 Ltd</b>			<b>9,027</b>	<b>6,502</b>		<b>5,055</b>	<b>10,045</b>			<b>4,290</b>		<b>4,496</b>	<b>11,803</b>	<b>51,218</b>
	<i>Per Cent of Grand Total</i>			<i>2.2%</i>	<i>1.6%</i>		<i>1.9%</i>	<i>2.7%</i>			<i>1.7%</i>		<i>1.4%</i>	<i>4.2%</i>	<i>1.3%</i>
	<b>Total for Canopus No. 16 Ltd</b>			<b>9,027</b>	<b>6,502</b>		<b>5,055</b>	<b>10,045</b>			<b>4,290</b>		<b>4,496</b>	<b>11,803</b>	<b>51,218</b>
	<i>Per Cent of Grand Total</i>			<i>2.2%</i>	<i>1.6%</i>		<i>1.9%</i>	<i>2.7%</i>			<i>1.7%</i>		<i>1.4%</i>	<i>4.2%</i>	<i>1.3%</i>
<b>Continental Alliance Ltd</b>															
	Continental Alliance Ltd	Meander May Valley int.Aagri. (FCA 11)	5,383		7,568		972								13,923
	<b>Total for Exporter: Continental Alliance Ltd</b>		<b>5,383</b>		<b>7,568</b>		<b>972</b>								<b>13,923</b>
	<i>Per Cent of Grand Total</i>		<i>1.3%</i>		<i>1.9%</i>		<i>0.4%</i>								<i>0.3%</i>
	<b>Total for Continental Alliance Ltd</b>		<b>5,383</b>		<b>7,568</b>		<b>972</b>								<b>13,923</b>
	<i>Per Cent of Grand Total</i>		<i>1.3%</i>		<i>1.9%</i>		<i>0.4%</i>								<i>0.3%</i>
<b>CS Boss International Ltd</b>															
	Stettin Bay Lumber Co. Ltd	Ania Kapiura Consolidated (11452)	1,004	14,522	2,267	5,744		10,472	10,036					6,855	50,900
		Pota Gali Portion - (TA 14-52)				4,370	3,164				3,598				11,133
	<b>Total for Exporter: Stettin Bay Lumber Co. Ltd</b>		<b>1,004</b>	<b>14,522</b>	<b>2,267</b>	<b>10,115</b>	<b>3,164</b>	<b>10,472</b>	<b>10,036</b>		<b>3,598</b>			<b>6,855</b>	<b>62,033</b>
	<i>Per Cent of Grand Total</i>		<i>0.2%</i>	<i>3.6%</i>	<i>0.6%</i>	<i>4.0%</i>	<i>1.2%</i>	<i>2.8%</i>	<i>3.7%</i>		<i>1.4%</i>			<i>2.4%</i>	<i>1.5%</i>
	<b>Total for CS Boss International Ltd</b>		<b>1,004</b>	<b>14,522</b>	<b>2,267</b>	<b>10,115</b>	<b>3,164</b>	<b>10,472</b>	<b>10,036</b>		<b>3,598</b>			<b>6,855</b>	<b>62,033</b>
	<i>Per Cent of Grand Total</i>		<i>0.2%</i>	<i>3.6%</i>	<i>0.6%</i>	<i>4.0%</i>	<i>1.2%</i>	<i>2.8%</i>	<i>3.7%</i>		<i>1.4%</i>			<i>2.4%</i>	<i>1.5%</i>

Co. Grouping	Exporter	SiteCode	Month											12-month total
			12/18	11/18	10/18	9/18	8/18	7/18	6/18	5/18	4/18	3/18	2/18	
<b>DD Investment Ltd</b>														
	DD Investment Ltd	Bewani, West Sepik LFA 10-1				5,628			3,127		5,349			14,105
	<b>Total for Exporter: DD Investment Ltd</b>					<b>5,628</b>			<b>3,127</b>		<b>5,349</b>			<b>14,105</b>
	<i>Per Cent of Grand Total</i>					<i>2.2%</i>			<i>0.8%</i>		<i>1.5%</i>			<i>0.3%</i>
<b>Total for DD Investment Ltd</b>														
	<i>Per Cent of Grand Total</i>					<i>2.2%</i>			<i>0.8%</i>		<i>1.5%</i>			<i>0.3%</i>
<b>Delta Timber Ltd</b>														
	Delta Timber Ltd	Bonua Magarida (10328)				7,640		11,503	5,835	11,410				36,388
	<b>Total for Exporter: Delta Timber Ltd</b>					<b>7,640</b>		<b>11,503</b>	<b>5,835</b>	<b>11,410</b>				<b>36,388</b>
	<i>Per Cent of Grand Total</i>					<i>3.0%</i>		<i>3.1%</i>	<i>2.1%</i>	<i>3.2%</i>				<i>0.9%</i>
<b>Total for Delta Timber Ltd</b>														
	<i>Per Cent of Grand Total</i>					<i>3.0%</i>		<i>3.1%</i>	<i>2.1%</i>	<i>3.2%</i>				<i>0.9%</i>
<b>East Papua Timber Resources Ltd</b>														
	East Papua Timber Resources L	Brown River/Kuriva (10337)	549		379	364	385	902	550	748		328	336	4,540
	<b>Total for Exporter: East Papua Timber Resources Ltd</b>		<b>549</b>		<b>379</b>	<b>364</b>	<b>385</b>	<b>902</b>	<b>550</b>	<b>748</b>		<b>328</b>	<b>336</b>	<b>4,540</b>
	<i>Per Cent of Grand Total</i>		<i>0.1%</i>		<i>0.1%</i>	<i>0.1%</i>	<i>0.1%</i>	<i>0.2%</i>	<i>0.2%</i>	<i>0.2%</i>		<i>0.1%</i>	<i>0.1%</i>	<i>0.1%</i>
<b>Total for East Papua Timber Resources Ltd</b>														
	<i>Per Cent of Grand Total</i>		<i>0.1%</i>		<i>0.1%</i>	<i>0.1%</i>	<i>0.1%</i>	<i>0.2%</i>	<i>0.2%</i>	<i>0.2%</i>		<i>0.1%</i>	<i>0.1%</i>	<i>0.1%</i>
<b>Everwin Enterprises Limited</b>														
	Everwin Enterprises Limited	Kui - Buso Consolidated TRP (TP-13-3)	5,390	3,070	1,648	6,625	4,537	9,956						31,227
		Morobe Coast TRP (TP 13-35) Mopi C	2,070		8,421		2,856	10,095						23,443
	<b>Total for Exporter: Everwin Enterprises Limited</b>		<b>7,461</b>	<b>3,070</b>	<b>10,070</b>	<b>6,625</b>	<b>7,393</b>	<b>20,052</b>						<b>54,670</b>
	<i>Per Cent of Grand Total</i>		<i>1.8%</i>	<i>0.8%</i>	<i>2.5%</i>	<i>2.6%</i>	<i>2.8%</i>	<i>5.4%</i>						<i>1.4%</i>
<b>Total for Everwin Enterprises Limited</b>														
	<i>Per Cent of Grand Total</i>		<i>1.8%</i>	<i>0.8%</i>	<i>2.5%</i>	<i>2.6%</i>	<i>2.8%</i>	<i>5.4%</i>						<i>1.4%</i>
<b>Global Elite Ltd</b>														
	Global Elite Ltd	Agramei Wasuai R/A (TA11-50)			1,105	1,846	840	496						4,287
		Amroulami Clan CustomaryLd Blk1(T							749	1,301	1,317	3,415		6,782
		Amutan-Apelami Clan Custmry (TA 11						740	2,351		4,653			7,744
		Polami Clan Customary Land Blk1(TA									196	1,163		1,359
		Wammy Rural Development Pro. (FCA	6,545		11,606	821	3,162	4,992	3,715	2,975	2,501	6,245	9,032	51,592
		Wilami Clan Custmry Land. Blk1(TA 1			697	1,421	364	1,825		2,639				6,947
	<b>Total for Exporter: Global Elite Ltd</b>		<b>6,545</b>		<b>13,408</b>	<b>4,088</b>	<b>4,366</b>	<b>8,053</b>	<b>3,715</b>	<b>8,714</b>	<b>3,802</b>	<b>12,410</b>	<b>13,610</b>	<b>78,710</b>
	<i>Per Cent of Grand Total</i>		<i>1.6%</i>		<i>3.3%</i>	<i>1.6%</i>	<i>1.6%</i>	<i>2.2%</i>	<i>1.4%</i>	<i>2.4%</i>	<i>1.5%</i>	<i>3.0%</i>	<i>4.1%</i>	<i>1.9%</i>

Co. Grouping	Exporter	SiteCode	Month											12-month total
			12/18	11/18	10/18	9/18	8/18	7/18	6/18	5/18	4/18	3/18	2/18	
<b>Total for Global Elite Ltd</b>			<b>6,545</b>		<b>13,408</b>	<b>4,088</b>	<b>4,366</b>	<b>8,053</b>	<b>3,715</b>	<b>8,714</b>	<b>3,802</b>	<b>12,410</b>	<b>13,610</b>	<b>78,710</b>
<i>Per Cent of Grand Total</i>			<i>1.6%</i>		<i>3.3%</i>	<i>1.6%</i>	<i>1.6%</i>	<i>2.2%</i>	<i>1.4%</i>	<i>2.4%</i>	<i>1.5%</i>	<i>3.0%</i>	<i>4.1%</i>	<i>1.9%</i>
<b>Golden Rise Investment Ltd</b>														
	Golden Rise Investment Ltd	Raicoast (11218)			18,372			5,032	5,442			10,029		38,876
<b>Total for Exporter: Golden Rise Investment Ltd</b>					<b>18,372</b>			<b>5,032</b>	<b>5,442</b>			<b>10,029</b>		<b>38,876</b>
<i>Per Cent of Grand Total</i>					<i>4.5%</i>			<i>1.4%</i>	<i>2.0%</i>			<i>3.0%</i>		<i>1.0%</i>
<b>Total for Golden Rise Investment Ltd</b>					<b>18,372</b>			<b>5,032</b>	<b>5,442</b>			<b>10,029</b>		<b>38,876</b>
<i>Per Cent of Grand Total</i>					<i>4.5%</i>			<i>1.4%</i>	<i>2.0%</i>			<i>3.0%</i>		<i>1.0%</i>
<b>Identiti Oceania Limited</b>														
	Identiti Oceania Limited	Malum Kulu-Dagi Agric Blk 2 (TP:14-										831		831
<b>Total for Exporter: Identiti Oceania Limited</b>												<b>831</b>		<b>831</b>
<i>Per Cent of Grand Total</i>												<i>0.3%</i>		<i>0.0%</i>
<b>Total for Identiti Oceania Limited</b>												<b>831</b>		<b>831</b>
<i>Per Cent of Grand Total</i>												<i>0.3%</i>		<i>0.0%</i>
<b>IFL Investment Ltd</b>														
	IFL Investment Ltd	West Gadaisu TRP(TP03-29)			18,065									18,065
<b>Total for Exporter: IFL Investment Ltd</b>					<b>18,065</b>									<b>18,065</b>
<i>Per Cent of Grand Total</i>					<i>4.4%</i>									<i>0.4%</i>
<b>Total for IFL Investment Ltd</b>					<b>18,065</b>									<b>18,065</b>
<i>Per Cent of Grand Total</i>					<i>4.4%</i>									<i>0.4%</i>
<b>Island Forest Ltd</b>														
	Island Forest Ltd	East West Patpatar Int. Agri.-(FCA16-0			3,556	6,778			6,599		3,293		9,142	29,369
<b>Total for Exporter: Island Forest Ltd</b>					<b>3,556</b>	<b>6,778</b>			<b>6,599</b>		<b>3,293</b>		<b>9,142</b>	<b>29,369</b>
<i>Per Cent of Grand Total</i>					<i>0.9%</i>	<i>2.7%</i>			<i>2.4%</i>		<i>1.3%</i>		<i>3.2%</i>	<i>0.7%</i>
<b>Total for Island Forest Ltd</b>					<b>3,556</b>	<b>6,778</b>			<b>6,599</b>		<b>3,293</b>		<b>9,142</b>	<b>29,369</b>
<i>Per Cent of Grand Total</i>					<i>0.9%</i>	<i>2.7%</i>			<i>2.4%</i>		<i>1.3%</i>		<i>3.2%</i>	<i>0.7%</i>
<b>Jambo Trak Ltd</b>														
	BDSL Shipping Ltd	Elis Integrated. Agri. Proj - (TA10-88)										150		150
<b>Total for Exporter: BDSL Shipping Ltd</b>												<b>150</b>		<b>150</b>
<i>Per Cent of Grand Total</i>												<i>0.0%</i>		<i>0.0%</i>
<b>Total for Jambo Trak Ltd</b>												<b>150</b>		<b>150</b>
<i>Per Cent of Grand Total</i>												<i>0.0%</i>		<i>0.0%</i>

Co. Grouping	Exporter	SiteCode	Month										12-month total		
			12/18	11/18	10/18	9/18	8/18	7/18	6/18	5/18	4/18	3/18		2/18	1/18
<b>Joinland PNG Ltd</b>															
	Joinland PNG Ltd	Integrated Agriculture Proj. (FCA 16-0)				2,420		6,924	6,015	4,379		6,000	25,738		
	<b>Total for Exporter: Joinland PNG Ltd</b>					<b>2,420</b>		<b>6,924</b>	<b>6,015</b>	<b>4,379</b>		<b>6,000</b>	<b>25,738</b>		
	<i>Per Cent of Grand Total</i>					<i>1.0%</i>		<i>2.5%</i>	<i>1.7%</i>	<i>1.7%</i>		<i>2.1%</i>	<i>0.6%</i>		
<b>Total for Joinland PNG Ltd</b>						<b>2,420</b>		<b>6,924</b>	<b>6,015</b>	<b>4,379</b>		<b>6,000</b>	<b>25,738</b>		
<i>Per Cent of Grand Total</i>						<i>1.0%</i>		<i>2.5%</i>	<i>1.7%</i>	<i>1.7%</i>		<i>2.1%</i>	<i>0.6%</i>		
<b>Kinmas Investment Ltd</b>															
	Kinmas Investment Ltd	Lako Imila (PNGFAL - 682/10)-20302	35,690	3,186			34,502	7,103		25,317	6,562	760	21,998	4,724	139,841
	<b>Total for Exporter: Kinmas Investment Ltd</b>		<b>35,690</b>	<b>3,186</b>			<b>34,502</b>	<b>7,103</b>		<b>25,317</b>	<b>6,562</b>	<b>760</b>	<b>21,998</b>	<b>4,724</b>	<b>139,841</b>
	<i>Per Cent of Grand Total</i>		<i>8.9%</i>	<i>0.8%</i>			<i>13.0%</i>	<i>1.9%</i>		<i>7.0%</i>	<i>2.6%</i>	<i>0.2%</i>	<i>6.7%</i>	<i>1.7%</i>	<i>3.5%</i>
<b>Total for Kinmas Investment Ltd</b>			<b>35,690</b>	<b>3,186</b>			<b>34,502</b>	<b>7,103</b>		<b>25,317</b>	<b>6,562</b>	<b>760</b>	<b>21,998</b>	<b>4,724</b>	<b>139,841</b>
<i>Per Cent of Grand Total</i>			<i>8.9%</i>	<i>0.8%</i>			<i>13.0%</i>	<i>1.9%</i>		<i>7.0%</i>	<i>2.6%</i>	<i>0.2%</i>	<i>6.7%</i>	<i>1.7%</i>	<i>3.5%</i>
<b>KK Connections Ltd</b>															
	Chain Reaction Ltd	Inland Pomio - (TP 115-49)	1,833		2,721							159			4,714
	<b>Total for Exporter: Chain Reaction Ltd</b>		<b>1,833</b>		<b>2,721</b>							<b>159</b>			<b>4,714</b>
	<i>Per Cent of Grand Total</i>		<i>0.4%</i>		<i>0.7%</i>							<i>0.0%</i>			<i>0.1%</i>
	G88 Ltd	Madedua,Bakada & Ext Mengen (TP11)		11,466	249		4,188	24,152	1,341	21,515	17,682	10,318	1,026		91,936
	<b>Total for Exporter: G88 Ltd</b>			<b>11,466</b>	<b>249</b>		<b>4,188</b>	<b>24,152</b>	<b>1,341</b>	<b>21,515</b>	<b>17,682</b>	<b>10,318</b>	<b>1,026</b>		<b>91,936</b>
	<i>Per Cent of Grand Total</i>			<i>2.8%</i>	<i>0.1%</i>		<i>1.1%</i>	<i>8.8%</i>	<i>0.4%</i>	<i>8.5%</i>	<i>4.2%</i>	<i>3.1%</i>	<i>0.4%</i>		<i>2.3%</i>
	KK Connections Ltd	Inland Lassul Baining (FCA 15-11)	2,125	2,398	13,964		3,595	9,690	8,052	5,636	4,528	7,053	3,157		60,199
		Seraji EXN TRP PROJ. (TP15-58)	12,533	7,202	18,202			11,038		6,565	3,332				58,871
	<b>Total for Exporter: KK Connections Ltd</b>		<b>14,658</b>	<b>9,600</b>	<b>32,166</b>		<b>3,595</b>	<b>20,728</b>	<b>8,052</b>	<b>12,201</b>	<b>7,860</b>	<b>7,053</b>	<b>3,157</b>		<b>119,070</b>
	<i>Per Cent of Grand Total</i>		<i>3.5%</i>	<i>2.4%</i>	<i>7.9%</i>		<i>1.4%</i>	<i>5.6%</i>	<i>2.9%</i>	<i>3.4%</i>	<i>3.1%</i>	<i>1.7%</i>	<i>1.0%</i>		<i>2.9%</i>
	KL Connections Ltd	Makolkol Intergrated Agri. (FCA 15-09)	20,532	26,362	9,011	9,334	6,606	18,153		19,865		7,831		8,600	126,294
		Makolkol Kamarere Woodlot (TA 15-9)										9,224		9,563	18,788
	<b>Total for Exporter: KL Connections Ltd</b>		<b>20,532</b>	<b>26,362</b>	<b>9,011</b>	<b>9,334</b>	<b>6,606</b>	<b>18,153</b>		<b>19,865</b>		<b>17,056</b>		<b>18,163</b>	<b>145,082</b>
	<i>Per Cent of Grand Total</i>		<i>4.9%</i>	<i>6.5%</i>	<i>2.2%</i>	<i>3.7%</i>	<i>2.5%</i>	<i>4.9%</i>		<i>5.5%</i>		<i>4.1%</i>		<i>6.5%</i>	<i>3.6%</i>
	Laloani No 8. Limited	Dengnenge "A"Int, Agri Proj (FCA 15-	5,307	11,440	9,430	2,870		8,017	5,041	5,021	5,418	2,738	2,834	1,390	59,506
	<b>Total for Exporter: Laloani No 8. Limited</b>		<b>5,307</b>	<b>11,440</b>	<b>9,430</b>	<b>2,870</b>		<b>8,017</b>	<b>5,041</b>	<b>5,021</b>	<b>5,418</b>	<b>2,738</b>	<b>2,834</b>	<b>1,390</b>	<b>59,506</b>
	<i>Per Cent of Grand Total</i>		<i>1.3%</i>	<i>2.8%</i>	<i>2.3%</i>	<i>1.1%</i>		<i>2.2%</i>	<i>1.8%</i>	<i>1.4%</i>	<i>2.1%</i>	<i>0.7%</i>	<i>0.9%</i>	<i>0.5%</i>	<i>1.5%</i>
<b>Total for KK Connections Ltd</b>			<b>42,330</b>	<b>47,402</b>	<b>64,794</b>	<b>12,453</b>	<b>10,201</b>	<b>51,086</b>	<b>37,245</b>	<b>38,428</b>	<b>34,792</b>	<b>44,688</b>	<b>16,309</b>	<b>20,579</b>	<b>420,307</b>
<i>Per Cent of Grand Total</i>			<i>10.1%</i>	<i>11.8%</i>	<i>15.9%</i>	<i>4.9%</i>	<i>3.8%</i>	<i>13.7%</i>	<i>13.6%</i>	<i>10.6%</i>	<i>13.7%</i>	<i>10.6%</i>	<i>5.0%</i>	<i>7.3%</i>	<i>10.4%</i>

Co. Grouping	Exporter	SiteCode	Month											12-month total	
			12/18	11/18	10/18	9/18	8/18	7/18	6/18	5/18	4/18	3/18	2/18		1/18
<b>Low Impact Logging Ltd</b>															
	Low Impact Logging Ltd	Buhem Mongi Busiga (11338)	1,858		5,686		4,802	7,820	11,802	13,005		10,030	23,264	13,615	91,883
	<b>Total for Exporter: Low Impact Logging Ltd</b>		<b>1,858</b>		<b>5,686</b>		<b>4,802</b>	<b>7,820</b>	<b>11,802</b>	<b>13,005</b>		<b>10,030</b>	<b>23,264</b>	<b>13,615</b>	<b>91,883</b>
	<i>Per Cent of Grand Total</i>		<i>0.4%</i>		<i>1.4%</i>		<i>1.8%</i>	<i>2.1%</i>	<i>4.3%</i>	<i>3.6%</i>		<i>2.4%</i>	<i>7.1%</i>	<i>4.8%</i>	<i>2.3%</i>
<b>Total for Low Impact Logging Ltd</b>			<b>1,858</b>		<b>5,686</b>		<b>4,802</b>	<b>7,820</b>	<b>11,802</b>	<b>13,005</b>		<b>10,030</b>	<b>23,264</b>	<b>13,615</b>	<b>91,883</b>
<i>Per Cent of Grand Total</i>			<i>0.4%</i>		<i>1.4%</i>		<i>1.8%</i>	<i>2.1%</i>	<i>4.3%</i>	<i>3.6%</i>		<i>2.4%</i>	<i>7.1%</i>	<i>4.8%</i>	<i>2.3%</i>
<b>Lucky 99 (PNG) Ltd</b>															
	Lucky 99 (PNG) Ltd	Apong Agric - (FCA - 71301)			7,354			5,125		5,743					18,223
		Kabi - Aupwei Roadline (TA13-181)												3,254	3,254
	<b>Total for Exporter: Lucky 99 (PNG) Ltd</b>				<b>7,354</b>			<b>5,125</b>		<b>5,743</b>				<b>3,254</b>	<b>21,476</b>
	<i>Per Cent of Grand Total</i>				<i>1.8%</i>			<i>1.4%</i>		<i>1.6%</i>				<i>1.2%</i>	<i>0.5%</i>
	Lucky Logging Limited	Semon (FCA 13-02)			8,755			14,194				8,957		1,707	33,613
	<b>Total for Exporter: Lucky Logging Limited</b>				<b>8,755</b>			<b>14,194</b>				<b>8,957</b>		<b>1,707</b>	<b>33,613</b>
	<i>Per Cent of Grand Total</i>				<i>2.1%</i>			<i>3.8%</i>				<i>2.1%</i>		<i>0.6%</i>	<i>0.8%</i>
<b>Total for Lucky 99 (PNG) Ltd</b>					<b>16,109</b>			<b>19,320</b>		<b>5,743</b>		<b>8,957</b>		<b>4,961</b>	<b>55,090</b>
<i>Per Cent of Grand Total</i>					<i>3.9%</i>			<i>5.2%</i>		<i>1.6%</i>		<i>2.1%</i>		<i>1.8%</i>	<i>1.4%</i>
<b>Millennium Corporation Ltd</b>															
	Millennium Corporation Ltd	Nakmai LFA (TP 16-1)			7,079										7,079
		Tewelas: Konos-Pue TRP (TP16-32)			19,798										19,798
	<b>Total for Exporter: Millennium Corporation Ltd</b>				<b>26,878</b>										<b>26,878</b>
	<i>Per Cent of Grand Total</i>				<i>6.7%</i>										<i>0.7%</i>
<b>Total for Millennium Corporation Ltd</b>					<b>26,878</b>										<b>26,878</b>
<i>Per Cent of Grand Total</i>					<i>6.7%</i>										<i>0.7%</i>
<b>Millionplus Corporation Ltd</b>															
	Millionplus Corporation Ltd	Konoagil Inter.Agri.Proj. (FCA 16-03)	7,008		12,630			16,510		6,600	7,700		6,599		57,047
	<b>Total for Exporter: Millionplus Corporation Ltd</b>		<b>7,008</b>		<b>12,630</b>			<b>16,510</b>		<b>6,600</b>	<b>7,700</b>		<b>6,599</b>		<b>57,047</b>
	<i>Per Cent of Grand Total</i>		<i>1.7%</i>		<i>3.1%</i>			<i>4.4%</i>		<i>1.8%</i>	<i>3.0%</i>		<i>2.0%</i>		<i>1.4%</i>
<b>Total for Millionplus Corporation Ltd</b>			<b>7,008</b>		<b>12,630</b>			<b>16,510</b>		<b>6,600</b>	<b>7,700</b>		<b>6,599</b>		<b>57,047</b>
<i>Per Cent of Grand Total</i>			<i>1.7%</i>		<i>3.1%</i>			<i>4.4%</i>		<i>1.8%</i>	<i>3.0%</i>		<i>2.0%</i>		<i>1.4%</i>
<b>Northern Forest Products Ltd</b>															
	Northern Forest Products Ltd	Wanigela Tree Plantation (FCA 05-04)										8,741			8,741
	<b>Total for Exporter: Northern Forest Products Ltd</b>											<b>8,741</b>			<b>8,741</b>
	<i>Per Cent of Grand Total</i>											<i>3.5%</i>			<i>0.2%</i>
<b>Total for Northern Forest Products Ltd</b>												<b>8,741</b>			<b>8,741</b>
<i>Per Cent of Grand Total</i>												<i>3.5%</i>			<i>0.2%</i>

Co. Grouping	Exporter	SiteCode	Month											12-month total	
			12/18	11/18	10/18	9/18	8/18	7/18	6/18	5/18	4/18	3/18	2/18		1/18
<b>Open Bay Timber Ltd</b>															
	Open Bay Timber Ltd	Open Bay Consolidated [Pltn] (11501)					6,861		6,041		6,869		6,015	25,787	
	<b>Total for Exporter: Open Bay Timber Ltd</b>						<b>6,861</b>		<b>6,041</b>		<b>6,869</b>		<b>6,015</b>	<b>25,787</b>	
	<i>Per Cent of Grand Total</i>						<i>2.6%</i>		<i>2.2%</i>		<i>2.7%</i>		<i>1.8%</i>	<i>0.6%</i>	
<b>Total for Open Bay Timber Ltd</b>															
	<i>Per Cent of Grand Total</i>						<i>2.6%</i>		<i>2.2%</i>		<i>2.7%</i>		<i>1.8%</i>	<i>0.6%</i>	
<b>Oro Wood Industry Ltd</b>															
	Oro Wood Industry Ltd	Ifane Agro-Forest Project - (FCA 05-03)							8,576			1,771	2,386	8,774	21,506
		Ifane FCA 05-06													1,224
		Kamusi Saiho (TP 5-11)	7,870		22,383										30,253
	<b>Total for Exporter: Oro Wood Industry Ltd</b>		<b>7,870</b>		<b>22,383</b>	<b>1,224</b>			<b>8,576</b>			<b>1,771</b>	<b>2,386</b>	<b>8,774</b>	<b>52,983</b>
	<i>Per Cent of Grand Total</i>		<i>1.9%</i>		<i>5.5%</i>	<i>0.5%</i>			<i>2.3%</i>			<i>0.4%</i>	<i>0.7%</i>	<i>3.1%</i>	<i>1.3%</i>
<b>Total for Oro Wood Industry Ltd</b>															
	<i>Per Cent of Grand Total</i>		<i>1.9%</i>		<i>5.5%</i>	<i>0.5%</i>			<i>2.3%</i>			<i>0.4%</i>	<i>0.7%</i>	<i>3.1%</i>	<i>1.3%</i>
<b>Pacific Green Forest Ltd</b>															
	Jambo Trak Ltd	Sobu Intergrated Agri. Project (TA10-8)											1,548	1,548	
	<b>Total for Exporter: Jambo Trak Ltd</b>												<b>1,548</b>	<b>1,548</b>	
	<i>Per Cent of Grand Total</i>												<i>0.4%</i>	<i>0.0%</i>	
	Pacific Green Forest Ltd	Walsa Inter. Agriculture Pro. (FCA10-0)	5,482		8,632		6,467	6,406	7,238			12,376		46,601	
	<b>Total for Exporter: Pacific Green Forest Ltd</b>		<b>5,482</b>		<b>8,632</b>		<b>6,467</b>	<b>6,406</b>	<b>7,238</b>			<b>12,376</b>		<b>46,601</b>	
	<i>Per Cent of Grand Total</i>		<i>1.3%</i>		<i>2.1%</i>		<i>2.4%</i>	<i>1.7%</i>	<i>2.7%</i>			<i>2.9%</i>		<i>1.2%</i>	
<b>Total for Pacific Green Forest Ltd</b>															
	<i>Per Cent of Grand Total</i>		<i>1.3%</i>		<i>2.1%</i>		<i>2.4%</i>	<i>1.7%</i>	<i>2.7%</i>			<i>3.3%</i>		<i>1.2%</i>	
<b>Rimbunan Hijau (PNG) Ltd</b>															
	Frontier Holdings Ltd	Vailala Blk 2 & 3 (10216)						1,098		946	3,711	2,617	759	4,116	13,247
	<b>Total for Exporter: Frontier Holdings Ltd</b>							<b>1,098</b>		<b>946</b>	<b>3,711</b>	<b>2,617</b>	<b>759</b>	<b>4,116</b>	<b>13,247</b>
	<i>Per Cent of Grand Total</i>							<i>0.3%</i>		<i>0.3%</i>	<i>1.5%</i>	<i>0.6%</i>	<i>0.2%</i>	<i>1.5%</i>	<i>0.3%</i>
	Gilford Limited	Sigite Mukus (FCA 15-07)								1,821		2,155	741	1,361	6,078
	<b>Total for Exporter: Gilford Limited</b>									<b>1,821</b>		<b>2,155</b>	<b>741</b>	<b>1,361</b>	<b>6,078</b>
	<i>Per Cent of Grand Total</i>									<i>0.5%</i>		<i>0.5%</i>	<i>0.2%</i>	<i>0.5%</i>	<i>0.2%</i>
	Island Forest Resources Ltd	Alimbit Andru (21408)							2,749						2,749
		Anu Alimbit (21405)	13,631	10,354	5,083	3,672	2,545	6,430		3,342	6,659	11,336	12,301	4,819	80,172
	<b>Total for Exporter: Island Forest Resources Ltd</b>		<b>13,631</b>	<b>10,354</b>	<b>5,083</b>	<b>3,672</b>	<b>2,545</b>	<b>9,179</b>		<b>3,342</b>	<b>6,659</b>	<b>11,336</b>	<b>12,301</b>	<b>4,819</b>	<b>82,921</b>
	<i>Per Cent of Grand Total</i>		<i>3.2%</i>	<i>2.6%</i>	<i>1.2%</i>	<i>1.5%</i>	<i>1.0%</i>	<i>2.5%</i>		<i>0.9%</i>	<i>2.6%</i>	<i>2.7%</i>	<i>3.7%</i>	<i>1.7%</i>	<i>2.1%</i>

Co. Grouping	Exporter	SiteCode	Month											12-month total		
			12/18	11/18	10/18	9/18	8/18	7/18	6/18	5/18	4/18	3/18	2/18		1/18	
<b>Niugini International Corporati</b>	Turama (10212)		18,631	7,840		727	989				3,275	11,500	7,861	9,217	14,302	74,342
	Vailala Block 1 (10214)		8,631	3,921		1,901	1,811	2,016	1,150	1,616	8,393	4,218	3,464	5,309		42,430
<b>Total for Exporter: Niugini International Corporation Ltd</b>			<b>27,262</b>	<b>11,761</b>		<b>2,628</b>	<b>2,799</b>	<b>2,016</b>	<b>1,150</b>	<b>4,891</b>	<b>19,894</b>	<b>12,079</b>	<b>12,681</b>	<b>19,611</b>		<b>116,772</b>
<i>Per Cent of Grand Total</i>			<i>6.5%</i>	<i>2.9%</i>		<i>1.0%</i>	<i>1.1%</i>	<i>0.5%</i>	<i>0.4%</i>	<i>1.4%</i>	<i>7.9%</i>	<i>2.9%</i>	<i>3.9%</i>	<i>7.0%</i>		<i>2.9%</i>
<b>Niugini Lumber Merchants Ltd</b>	Andru Johanna (LFA 14-10)		9,592	13,392	7,146	8,906										39,036
	Ania Kapiura Consolidated (11452)		2,078		733	1,646			1,109	997	2,538	6,302				15,404
	Asengseng Consolidated FMA (61401)					549	321	5,481	3,559	2,941	3,767	9,291	4,440	3,322		33,671
	Awio Amgen (21409)		4,075	9,513	3,234		1,405			3,425	1,116	996				23,763
	Poronga Onga ( TP14-52)			2,034				506	720	834				7,406	4,895	16,394
<b>Total for Exporter: Niugini Lumber Merchants Ltd</b>			<b>15,745</b>	<b>24,939</b>	<b>11,113</b>	<b>11,101</b>	<b>2,232</b>	<b>6,201</b>	<b>8,927</b>	<b>5,055</b>	<b>7,301</b>	<b>15,593</b>	<b>11,847</b>	<b>8,216</b>		<b>128,269</b>
<i>Per Cent of Grand Total</i>			<i>3.7%</i>	<i>6.2%</i>	<i>2.7%</i>	<i>4.4%</i>	<i>0.8%</i>	<i>1.7%</i>	<i>3.3%</i>	<i>1.4%</i>	<i>2.9%</i>	<i>3.7%</i>	<i>3.6%</i>	<i>2.9%</i>		<i>3.2%</i>
<b>Saban Enterprises Ltd</b>	Huhu (Ulabo) Forest Plantation (TA4-8)		4,063	4,045	5,285		4,334		5,914		8,636	3,632				35,910
	Sagarai Gadaisu (10403)		4,975	4,506	3,553		3,586		3,772		3,241	7,579		9,057		40,269
<b>Total for Exporter: Saban Enterprises Ltd</b>			<b>9,038</b>	<b>8,551</b>	<b>8,838</b>		<b>7,920</b>		<b>9,686</b>		<b>11,877</b>	<b>11,211</b>		<b>9,057</b>		<b>76,178</b>
<i>Per Cent of Grand Total</i>			<i>2.2%</i>	<i>2.1%</i>	<i>2.2%</i>		<i>3.0%</i>		<i>3.5%</i>		<i>4.7%</i>	<i>2.7%</i>		<i>3.2%</i>		<i>1.9%</i>
<b>Sinaran Papua Ltd</b>	Turama Extension - Faia (10212a)		4,361	12,745		1,171	2,714	1,317	3,698	5,014	8,574	2,186	4,249	8,162		54,191
	Turama Extension - Purari West(TP02-		4,356	1,001		3,507	803	3,151	2,269	1,465	7,293	2,729	1,055	3,244		30,872
	Turama Extension - Sirebi West (10212					1,966		1,720	1,621	2,465	3,164	3,544	2,002	3,707		20,188
<b>Total for Exporter: Sinaran Papua Ltd</b>			<b>8,717</b>	<b>13,746</b>		<b>6,644</b>	<b>3,517</b>	<b>6,188</b>	<b>7,588</b>	<b>8,943</b>	<b>19,031</b>	<b>8,459</b>	<b>7,306</b>	<b>15,112</b>		<b>105,252</b>
<i>Per Cent of Grand Total</i>			<i>2.1%</i>	<i>3.4%</i>		<i>2.6%</i>	<i>1.3%</i>	<i>1.7%</i>	<i>2.8%</i>	<i>2.5%</i>	<i>7.5%</i>	<i>2.0%</i>	<i>2.2%</i>	<i>5.4%</i>		<i>2.6%</i>
<b>Timbers (PNG) Ltd</b>	Sogeram (11220)			7,957	7,973											15,931
<b>Total for Exporter: Timbers (PNG) Ltd</b>				<b>7,957</b>	<b>7,973</b>											<b>15,931</b>
<i>Per Cent of Grand Total</i>				<i>2.0%</i>	<i>2.0%</i>											<i>0.4%</i>
<b>Wawoi Guavi Timber Co Ltd</b>	Wawoi Guavi (10107)		24,160	24,498	7,167	2,738	1,211		6,230	3,299	12,282	13,203	6,700	14,105		115,592
<b>Total for Exporter: Wawoi Guavi Timber Co Ltd</b>			<b>24,160</b>	<b>24,498</b>	<b>7,167</b>	<b>2,738</b>	<b>1,211</b>		<b>6,230</b>	<b>3,299</b>	<b>12,282</b>	<b>13,203</b>	<b>6,700</b>	<b>14,105</b>		<b>115,592</b>
<i>Per Cent of Grand Total</i>			<i>5.8%</i>	<i>6.1%</i>	<i>1.8%</i>	<i>1.1%</i>	<i>0.5%</i>		<i>2.3%</i>	<i>0.9%</i>	<i>4.9%</i>	<i>3.1%</i>	<i>2.0%</i>	<i>5.0%</i>		<i>2.9%</i>
<b>Total for Rimbunan Hijau (PNG) Ltd</b>			<b>98,554</b>	<b>101,807</b>	<b>40,174</b>	<b>26,784</b>	<b>20,225</b>	<b>24,681</b>	<b>33,581</b>	<b>28,296</b>	<b>80,755</b>	<b>76,653</b>	<b>52,334</b>	<b>76,397</b>		<b>660,241</b>
<i>Per Cent of Grand Total</i>			<i>23.5%</i>	<i>25.3%</i>	<i>9.8%</i>	<i>10.6%</i>	<i>7.6%</i>	<i>6.6%</i>	<i>12.3%</i>	<i>7.8%</i>	<i>31.9%</i>	<i>18.2%</i>	<i>15.9%</i>	<i>27.1%</i>		<i>16.3%</i>
<b>Ruby Light Investment Ltd</b>																
<b>Ruby Light Investment Ltd</b>	Nutuve (11559)			3,715					5,472			10,035				19,221
<b>Total for Exporter: Ruby Light Investment Ltd</b>				<b>3,715</b>					<b>5,472</b>			<b>10,035</b>				<b>19,221</b>
<i>Per Cent of Grand Total</i>				<i>0.9%</i>					<i>2.0%</i>		<i>2.4%</i>				<i>0.5%</i>	
<b>Total for Ruby Light Investment Ltd</b>				<b>3,715</b>					<b>5,472</b>			<b>10,035</b>				<b>19,221</b>
<i>Per Cent of Grand Total</i>				<i>0.9%</i>					<i>2.0%</i>		<i>2.4%</i>				<i>0.5%</i>	



Co. Grouping	Exporter	SiteCode	Month											12-month total	
			12/18	11/18	10/18	9/18	8/18	7/18	6/18	5/18	4/18	3/18	2/18		1/18
<b>Samas Ltd</b>															
	Samas Ltd	Aitape Lumi Consolidated FMA (6100)	7,919	14,019		29,757		8,275	6,916	21,031	21,860		10,673		120,451
	<b>Total for Exporter: Samas Ltd</b>		<b>7,919</b>	<b>14,019</b>		<b>29,757</b>		<b>8,275</b>	<b>6,916</b>	<b>21,031</b>	<b>21,860</b>		<b>10,673</b>		<b>120,451</b>
	<i>Per Cent of Grand Total</i>		<i>1.9%</i>	<i>3.5%</i>		<i>11.8%</i>		<i>2.2%</i>	<i>2.5%</i>	<i>5.8%</i>	<i>8.6%</i>		<i>3.2%</i>		<i>3.0%</i>
<b>Total for Samas Ltd</b>			<b>7,919</b>	<b>14,019</b>		<b>29,757</b>		<b>8,275</b>	<b>6,916</b>	<b>21,031</b>	<b>21,860</b>		<b>10,673</b>		<b>120,451</b>
<i>Per Cent of Grand Total</i>			<i>1.9%</i>	<i>3.5%</i>		<i>11.8%</i>		<i>2.2%</i>	<i>2.5%</i>	<i>5.8%</i>	<i>8.6%</i>		<i>3.2%</i>		<i>3.0%</i>
<b>Summit Agriculture Ltd</b>															
	Summit Agriculture Ltd	Lower Sepik (LFA 11-01)	4,763		7,194	1,023	1,533				2,726				17,239
		Wewak/Turubu (FCA11-03)	8,016		18,327	4,501	13,130	25,842	13,179	16,410	1,292	16,845	13,931		131,474
	<b>Total for Exporter: Summit Agriculture Ltd</b>		<b>12,779</b>		<b>25,521</b>	<b>5,524</b>	<b>14,663</b>	<b>25,842</b>	<b>13,179</b>	<b>19,136</b>	<b>1,292</b>	<b>16,845</b>	<b>13,931</b>		<b>148,712</b>
	<i>Per Cent of Grand Total</i>		<i>3.0%</i>		<i>6.2%</i>	<i>2.2%</i>	<i>5.5%</i>	<i>6.9%</i>	<i>4.8%</i>	<i>5.3%</i>	<i>0.5%</i>	<i>4.0%</i>	<i>4.2%</i>		<i>3.7%</i>
<b>Total for Summit Agriculture Ltd</b>			<b>12,779</b>		<b>25,521</b>	<b>5,524</b>	<b>14,663</b>	<b>25,842</b>	<b>13,179</b>	<b>19,136</b>	<b>1,292</b>	<b>16,845</b>	<b>13,931</b>		<b>148,712</b>
<i>Per Cent of Grand Total</i>			<i>3.0%</i>		<i>6.2%</i>	<i>2.2%</i>	<i>5.5%</i>	<i>6.9%</i>	<i>4.8%</i>	<i>5.3%</i>	<i>0.5%</i>	<i>4.0%</i>	<i>4.2%</i>		<i>3.7%</i>
<b>Super Green Limited</b>															
	Super Green Limited	Ormand Lako TRP Project (TP3-30)	7,700	5,713				8,244							21,657
	<b>Total for Exporter: Super Green Limited</b>		<b>7,700</b>	<b>5,713</b>				<b>8,244</b>							<b>21,657</b>
	<i>Per Cent of Grand Total</i>		<i>1.8%</i>	<i>1.4%</i>				<i>3.1%</i>							<i>0.5%</i>
<b>Total for Super Green Limited</b>			<b>7,700</b>	<b>5,713</b>				<b>8,244</b>							<b>21,657</b>
<i>Per Cent of Grand Total</i>			<i>1.8%</i>	<i>1.4%</i>				<i>3.1%</i>							<i>0.5%</i>
<b>Tian Suyn (PNG) Ltd</b>															
	Tian Suyn (PNG) Ltd	Suikol-Makolkol Int. Agri. (FCA 15-05)												691	691
	<b>Total for Exporter: Tian Suyn (PNG) Ltd</b>													<b>691</b>	<b>691</b>
	<i>Per Cent of Grand Total</i>													<i>0.2%</i>	<i>0.0%</i>
<b>Total for Tian Suyn (PNG) Ltd</b>														<b>691</b>	<b>691</b>
<i>Per Cent of Grand Total</i>														<i>0.2%</i>	<i>0.0%</i>
<b>Tzen Resources Limited</b>															
	Tzen Resources Limited	Hawain LFA (TP 11-02)			3,111										3,111
	<b>Total for Exporter: Tzen Resources Limited</b>				<b>3,111</b>										<b>3,111</b>
	<i>Per Cent of Grand Total</i>				<i>0.8%</i>										<i>0.1%</i>
<b>Total for Tzen Resources Limited</b>					<b>3,111</b>										<b>3,111</b>
<i>Per Cent of Grand Total</i>					<i>0.8%</i>										<i>0.1%</i>

Co. Grouping	Exporter	SiteCode	Month											12-month total
			12/18	11/18	10/18	9/18	8/18	7/18	6/18	5/18	4/18	3/18	2/18	
<b>Uni Rise Ltd</b>														
	<b>Lawrence Wood Ltd</b>	Lolo Blk 1 Silimate Camp (21402)	8,102		16,952		3,604		16,977		10,514			56,148
		Lolo Blk 2 - Geren Camp (21403)	9,514				3,257			9,350				22,121
		Lolo Blk 2 Ext Aumo Camp (21412)									9,537		6,036	15,572
	<b>Total for Exporter: Lawrence Wood Ltd</b>		<b>17,616</b>		<b>16,952</b>		<b>6,861</b>		<b>16,977</b>	<b>9,350</b>	<b>20,050</b>		<b>6,036</b>	<b>93,841</b>
	<i>Per Cent of Grand Total</i>		<i>4.2%</i>		<i>4.1%</i>		<i>2.6%</i>		<i>4.7%</i>	<i>3.7%</i>	<i>4.8%</i>		<i>2.1%</i>	<i>2.3%</i>
	<b>Uni Rise Ltd</b>	N'drahong West Coast Manus (11802)				6,085			9,127	3,999				19,211
	<b>Total for Exporter: Uni Rise Ltd</b>					<b>6,085</b>			<b>9,127</b>	<b>3,999</b>				<b>19,211</b>
	<i>Per Cent of Grand Total</i>					<i>2.4%</i>			<i>3.3%</i>	<i>1.1%</i>				<i>0.5%</i>
	<b>Total for Uni Rise Ltd</b>		<b>17,616</b>		<b>16,952</b>	<b>6,085</b>	<b>6,861</b>		<b>9,127</b>	<b>20,977</b>	<b>9,350</b>	<b>20,050</b>	<b>6,036</b>	<b>113,053</b>
	<i>Per Cent of Grand Total</i>		<i>4.2%</i>		<i>4.1%</i>	<i>2.4%</i>	<i>2.6%</i>		<i>3.3%</i>	<i>5.8%</i>	<i>3.7%</i>	<i>4.8%</i>	<i>2.1%</i>	<i>2.8%</i>
<b>Vanimo Jaya Ltd</b>														
	<b>Border International Timber Co</b>	Bewani, Finchin (21001)			5,276					2,850	4,423	2,611		15,160
		Feu Agriculture Block (TA 10-94)			9,506					2,641				12,147
		Hinuke Agriculture Block (TA10-93)								2,556	6,123	4,781		13,460
	<b>Total for Exporter: Border International Timber Co. Ltd</b>				<b>14,782</b>					<b>8,047</b>	<b>10,546</b>	<b>7,392</b>		<b>40,767</b>
	<i>Per Cent of Grand Total</i>				<i>3.6%</i>					<i>2.2%</i>	<i>4.2%</i>	<i>1.8%</i>		<i>1.0%</i>
	<b>Sentawan (PNG) Ltd</b>	DANFU Block 12,13,14,15&18 (11640)	10,996	24,371			12,555	17,275		21,610	13,630	21,837		147,570
	<b>Total for Exporter: Sentawan (PNG) Ltd</b>		<b>10,996</b>	<b>24,371</b>			<b>12,555</b>	<b>17,275</b>		<b>21,610</b>	<b>13,630</b>	<b>21,837</b>		<b>147,570</b>
	<i>Per Cent of Grand Total</i>		<i>2.6%</i>	<i>6.1%</i>			<i>4.7%</i>	<i>4.6%</i>		<i>6.0%</i>	<i>5.4%</i>	<i>5.2%</i>		<i>9.0%</i>
	<b>Vanimo Jaya Ltd</b>	Dengnagi & Simbali TRP (TP15.50)		2,550										2,550
		Makapa Timber Area (10109)	25,667		1,546	7,070	5,411	4,739	22,545	5,820		23,017	16,707	4,125
	<b>Total for Exporter: Vanimo Jaya Ltd</b>		<b>25,667</b>	<b>2,550</b>	<b>1,546</b>	<b>7,070</b>	<b>5,411</b>	<b>4,739</b>	<b>22,545</b>	<b>5,820</b>		<b>23,017</b>	<b>16,707</b>	<b>4,125</b>
	<i>Per Cent of Grand Total</i>		<i>6.1%</i>	<i>0.6%</i>	<i>0.4%</i>	<i>2.8%</i>	<i>2.0%</i>	<i>1.3%</i>	<i>8.3%</i>	<i>1.6%</i>		<i>5.5%</i>	<i>5.1%</i>	<i>1.5%</i>
	<b>Total for Vanimo Jaya Ltd</b>		<b>36,663</b>	<b>26,921</b>	<b>16,328</b>	<b>7,070</b>	<b>17,966</b>	<b>22,014</b>	<b>22,545</b>	<b>35,476</b>	<b>24,176</b>	<b>52,246</b>	<b>16,707</b>	<b>307,533</b>
	<i>Per Cent of Grand Total</i>		<i>8.7%</i>	<i>6.7%</i>	<i>4.0%</i>	<i>2.8%</i>	<i>6.8%</i>	<i>5.9%</i>	<i>8.3%</i>	<i>9.8%</i>	<i>9.6%</i>	<i>12.4%</i>	<i>5.1%</i>	<i>10.5%</i>
	<b>Viva Success Ltd</b>													
	<b>Viva Success Ltd</b>	Central New Ireland (11642)	13,594		28,636	5,388	6,886	1,051	13,168	11,955		19,570		107,836
		Yema Gaiapa (10501)						9,183		1,328			14,905	25,416
	<b>Total for Exporter: Viva Success Ltd</b>		<b>13,594</b>		<b>28,636</b>	<b>5,388</b>	<b>6,886</b>	<b>10,234</b>	<b>13,168</b>	<b>13,283</b>		<b>19,570</b>	<b>14,905</b>	<b>133,252</b>
	<i>Per Cent of Grand Total</i>		<i>3.2%</i>		<i>7.0%</i>	<i>2.1%</i>	<i>2.6%</i>	<i>2.8%</i>	<i>4.8%</i>	<i>3.7%</i>		<i>4.7%</i>	<i>4.5%</i>	<i>3.3%</i>
	<b>Total for Viva Success Ltd</b>		<b>13,594</b>		<b>28,636</b>	<b>5,388</b>	<b>6,886</b>	<b>10,234</b>	<b>13,168</b>	<b>13,283</b>		<b>19,570</b>	<b>14,905</b>	<b>133,252</b>
	<i>Per Cent of Grand Total</i>		<i>3.2%</i>		<i>7.0%</i>	<i>2.1%</i>	<i>2.6%</i>	<i>2.8%</i>	<i>4.8%</i>	<i>3.7%</i>		<i>4.7%</i>	<i>4.5%</i>	<i>3.3%</i>

Co. Grouping	Exporter	SiteCode	Month											12-month total	
			12/18	11/18	10/18	9/18	8/18	7/18	6/18	5/18	4/18	3/18	2/18		1/18
<b>Woodbank Pacific Ltd</b>															
	Woodbank Pacific Ltd	Kumil 11222			11,473									11,473	
	<b>Total for Exporter: Woodbank Pacific Ltd</b>				<b>11,473</b>									<b>11,473</b>	
	<i>Per Cent of Grand Total</i>				<i>2.8%</i>									<i>0.3%</i>	
<b>Total for Woodbank Pacific Ltd</b>					<b>11,473</b>									<b>11,473</b>	
<i>Per Cent of Grand Total</i>					<i>2.8%</i>									<i>0.3%</i>	
<b>WTK Realty Ltd</b>															
	Amanab Forest Products Ltd	Amanab Blocks 1-4 FMA (61001)	38,656	5,044	9,535	23,940	28,193	16,862	15,790	17,473		12,316	27,394	195,203	
	<b>Total for Exporter: Amanab Forest Products Ltd</b>		<b>38,656</b>	<b>5,044</b>	<b>9,535</b>	<b>23,940</b>	<b>28,193</b>	<b>16,862</b>	<b>15,790</b>	<b>17,473</b>		<b>12,316</b>	<b>27,394</b>	<b>195,203</b>	
	<i>Per Cent of Grand Total</i>		<i>9.2%</i>	<i>1.3%</i>	<i>2.3%</i>	<i>9.5%</i>	<i>10.6%</i>	<i>4.5%</i>	<i>5.8%</i>	<i>4.8%</i>		<i>2.9%</i>	<i>8.3%</i>	<i>4.8%</i>	
	Madang Timbers Ltd	Middle Ramu Block 1 (FMA 12-23)	11,064			17,945	7,000			7,628	18,928		12,768	75,334	
	<b>Total for Exporter: Madang Timbers Ltd</b>		<b>11,064</b>			<b>17,945</b>	<b>7,000</b>			<b>7,628</b>	<b>18,928</b>		<b>12,768</b>	<b>75,334</b>	
	<i>Per Cent of Grand Total</i>		<i>2.6%</i>			<i>7.1%</i>	<i>2.6%</i>			<i>2.8%</i>	<i>5.2%</i>		<i>3.0%</i>	<i>1.9%</i>	
	Pacific Region Development Ltd	Senbam Cons. TRP (TP15-52)		11,019		6,338	10,016							27,373	
	<b>Total for Exporter: Pacific Region Development Ltd</b>			<b>11,019</b>		<b>6,338</b>	<b>10,016</b>							<b>27,373</b>	
	<i>Per Cent of Grand Total</i>			<i>2.7%</i>		<i>2.5%</i>	<i>3.8%</i>							<i>0.7%</i>	
	Vanimo Forest Products Ltd	Vanimo (11008)				5,043	2,465			3,585				11,093	
	<b>Total for Exporter: Vanimo Forest Products Ltd</b>					<b>5,043</b>	<b>2,465</b>			<b>3,585</b>				<b>11,093</b>	
	<i>Per Cent of Grand Total</i>					<i>2.0%</i>	<i>0.9%</i>			<i>1.3%</i>				<i>0.3%</i>	
<b>Total for WTK Realty Ltd</b>			<b>49,721</b>	<b>16,063</b>	<b>9,535</b>	<b>53,267</b>	<b>47,674</b>	<b>16,862</b>	<b>27,003</b>	<b>36,401</b>		<b>25,085</b>	<b>27,394</b>	<b>309,004</b>	
<i>Per Cent of Grand Total</i>			<i>11.8%</i>	<i>4.0%</i>	<i>2.3%</i>	<i>21.1%</i>	<i>18.0%</i>	<i>4.5%</i>	<i>9.9%</i>	<i>10.1%</i>		<i>6.0%</i>	<i>8.3%</i>	<i>7.6%</i>	
<b>Yama (PNG) Limited</b>															
	Yama (PNG) Limited	Passismanua Block 1 Alimbit Camp (2	8,307		5,570					3,943		8,764	5,923	32,507	
	<b>Total for Exporter: Yama (PNG) Limited</b>		<b>8,307</b>		<b>5,570</b>					<b>3,943</b>		<b>8,764</b>	<b>5,923</b>	<b>32,507</b>	
	<i>Per Cent of Grand Total</i>		<i>2.0%</i>		<i>1.4%</i>					<i>1.4%</i>		<i>3.5%</i>	<i>1.4%</i>	<i>0.8%</i>	
<b>Total for Yama (PNG) Limited</b>			<b>8,307</b>		<b>5,570</b>					<b>3,943</b>		<b>8,764</b>	<b>5,923</b>	<b>32,507</b>	
<i>Per Cent of Grand Total</i>			<i>2.0%</i>		<i>1.4%</i>					<i>1.4%</i>		<i>3.5%</i>	<i>1.4%</i>	<i>0.8%</i>	
<b>Grand Total:</b>			<b>420,131</b>	<b>402,826</b>	<b>408,618</b>	<b>252,315</b>	<b>265,239</b>	<b>371,844</b>	<b>273,077</b>	<b>361,777</b>	<b>253,091</b>	<b>420,587</b>	<b>329,237</b>	<b>281,492</b>	<b>4,040,234</b>



## Log Exports by Project Site (Volume and Value) for December - 2018, and Year to Date

Date printed: 29/01/2019 9:43:01 AM

Co. Grouping	Exporter	Site Code	December / 2018			Year to Date		
			No. Shipments	Volume (m3)	Value, K	No. Shipments	Volume (m3)	Value, K
<b>Agri Bisnis Ltd</b>								
	Agri Bisnis Ltd							
		Autuvo Extension (21407)	1	8,775.480	2,353,721.05	8	56,394.821	15,059,632.48
	<b>Total for Exporter: Agri Bisnis Ltd</b>		<b>1</b>	<b>8,775.480</b>	<b>2,353,721.05</b>	<b>8</b>	<b>56,394.821</b>	<b>15,059,632.48</b>
	<i>Per Cent of Grand Total</i>		<i>1.0%</i>	<i>2.1%</i>	<i>1.7%</i>	<i>0.7%</i>	<i>1.4%</i>	<i>1.2%</i>
<b>Total for Agri Bisnis Ltd</b>			<b>1</b>	<b>8,775.480</b>	<b>2,353,721.05</b>	<b>8</b>	<b>56,394.821</b>	<b>15,059,632.48</b>
<i>Per Cent of Grand Total</i>			<i>1.0%</i>	<i>2.1%</i>	<i>1.7%</i>	<i>0.7%</i>	<i>1.4%</i>	<i>1.2%</i>
<b>Allied Success International Limited</b>								
	Allied Success International Limited							
		Begere Rice & Integrated (FCA 01-02)	1	2,345.088	776,601.56	2	5,897.124	1,913,771.87
	<b>Total for Exporter: Allied Success International Limited</b>		<b>1</b>	<b>2,345.088</b>	<b>776,601.56</b>	<b>2</b>	<b>5,897.124</b>	<b>1,913,771.87</b>
	<i>Per Cent of Grand Total</i>		<i>1.0%</i>	<i>0.6%</i>	<i>0.6%</i>	<i>0.2%</i>	<i>0.1%</i>	<i>0.2%</i>
<b>Total for Allied Success International Limited</b>			<b>1</b>	<b>2,345.088</b>	<b>776,601.56</b>	<b>2</b>	<b>5,897.124</b>	<b>1,913,771.87</b>
<i>Per Cent of Grand Total</i>			<i>1.0%</i>	<i>0.6%</i>	<i>0.6%</i>	<i>0.2%</i>	<i>0.1%</i>	<i>0.2%</i>
<b>Amanab 56 Timber Investments Ltd</b>								
	Amanab 56 Timber Investments Ltd							
		Amanab Blocks 5 & 6 FMA 110-4 (61002)	1	5,150.012	4,228,252.87	17	98,278.938	55,377,818.26
	<b>Total for Exporter: Amanab 56 Timber Investments Ltd</b>		<b>1</b>	<b>5,150.012</b>	<b>4,228,252.87</b>	<b>17</b>	<b>98,278.938</b>	<b>55,377,818.26</b>
	<i>Per Cent of Grand Total</i>		<i>1.0%</i>	<i>1.2%</i>	<i>3.1%</i>	<i>1.5%</i>	<i>2.4%</i>	<i>4.4%</i>
<b>Total for Amanab 56 Timber Investments Ltd</b>			<b>1</b>	<b>5,150.012</b>	<b>4,228,252.87</b>	<b>17</b>	<b>98,278.938</b>	<b>55,377,818.26</b>
<i>Per Cent of Grand Total</i>			<i>1.0%</i>	<i>1.2%</i>	<i>3.1%</i>	<i>1.5%</i>	<i>2.4%</i>	<i>4.4%</i>

REPORT - Log Exports by Project Site (Volume and Value) for December - 2018, and Cumulative Year to Date (to 31-December-2018) *Continued*

Co. Grouping	Exporter	SiteCode	December / 2018			Year to Date		
			No. Shipments	Volume (m3)	Value, K	No. Shipments	Volume (m3)	Value, K
<b>Amanab Forest Products Ltd</b>								
	<b>Woodbank Pacific Ltd</b>							
		Vanimo TRP TP 10-8	3	5,306.151	2,187,555.59	5	10,826.504	4,234,086.97
	<b>Total for Exporter: Woodbank Pacific Ltd</b>		<b>3</b>	<b>5,306.151</b>	<b>2,187,555.59</b>	<b>5</b>	<b>10,826.504</b>	<b>4,234,086.97</b>
	<b>Per Cent of Grand Total</b>		<b>2.9%</b>	<b>1.3%</b>	<b>1.6%</b>	<b>0.4%</b>	<b>0.3%</b>	<b>0.3%</b>
<b>Total for Amanab Forest Products Ltd</b>			<b>3</b>	<b>5,306.151</b>	<b>2,187,555.59</b>	<b>5</b>	<b>10,826.504</b>	<b>4,234,086.97</b>
<b>Per Cent of Grand Total</b>			<b>2.9%</b>	<b>1.3%</b>	<b>1.6%</b>	<b>0.4%</b>	<b>0.3%</b>	<b>0.3%</b>
<b>Aset Meriah (PNG) Ltd</b>								
	<b>Aset Meriah (PNG) Ltd</b>							
		Pasismanua Ext (TP 14-14)				4	31,859.387	8,588,319.17
		Umboi Island (11327)	2	15,122.100	3,954,313.85	17	108,497.628	26,747,142.71
	<b>Total for Exporter: Aset Meriah (PNG) Ltd</b>		<b>2</b>	<b>15,122.100</b>	<b>3,954,313.85</b>	<b>21</b>	<b>140,357.015</b>	<b>35,335,461.88</b>
	<b>Per Cent of Grand Total</b>		<b>1.9%</b>	<b>3.6%</b>	<b>2.9%</b>	<b>1.9%</b>	<b>3.5%</b>	<b>2.8%</b>
<b>Total for Aset Meriah (PNG) Ltd</b>			<b>2</b>	<b>15,122.100</b>	<b>3,954,313.85</b>	<b>21</b>	<b>140,357.015</b>	<b>35,335,461.88</b>
<b>Per Cent of Grand Total</b>			<b>1.9%</b>	<b>3.6%</b>	<b>2.9%</b>	<b>1.9%</b>	<b>3.5%</b>	<b>2.8%</b>
<b>Bewani Forest Product Ltd</b>								
	<b>Bewani Forest Product Ltd</b>							
		W/Sepik Prov. (Portion 160C, FCA 10-03)	1	5,221.403	3,384,146.80	19	96,140.519	43,453,006.68
	<b>Total for Exporter: Bewani Forest Product Ltd</b>		<b>1</b>	<b>5,221.403</b>	<b>3,384,146.80</b>	<b>19</b>	<b>96,140.519</b>	<b>43,453,006.68</b>
	<b>Per Cent of Grand Total</b>		<b>1.0%</b>	<b>1.2%</b>	<b>2.5%</b>	<b>1.7%</b>	<b>2.4%</b>	<b>3.4%</b>
<b>Total for Bewani Forest Product Ltd</b>			<b>1</b>	<b>5,221.403</b>	<b>3,384,146.80</b>	<b>19</b>	<b>96,140.519</b>	<b>43,453,006.68</b>
<b>Per Cent of Grand Total</b>			<b>1.0%</b>	<b>1.2%</b>	<b>2.5%</b>	<b>1.7%</b>	<b>2.4%</b>	<b>3.4%</b>
<b>Bismark Industries Ltd</b>								
	<b>Bismark Industries Ltd</b>							
		Kapuluk Timber Project (11450)	2	18,554.237	5,849,569.05	17	134,364.117	40,323,905.74
	<b>Total for Exporter: Bismark Industries Ltd</b>		<b>2</b>	<b>18,554.237</b>	<b>5,849,569.05</b>	<b>17</b>	<b>134,364.117</b>	<b>40,323,905.74</b>
	<b>Per Cent of Grand Total</b>		<b>1.9%</b>	<b>4.4%</b>	<b>4.3%</b>	<b>1.5%</b>	<b>3.3%</b>	<b>3.2%</b>
<b>Total for Bismark Industries Ltd</b>			<b>2</b>	<b>18,554.237</b>	<b>5,849,569.05</b>	<b>17</b>	<b>134,364.117</b>	<b>40,323,905.74</b>
<b>Per Cent of Grand Total</b>			<b>1.9%</b>	<b>4.4%</b>	<b>4.3%</b>	<b>1.5%</b>	<b>3.3%</b>	<b>3.2%</b>

Co. Grouping	Exporter	SiteCode	December / 2018			Year to Date		
			No. Shipments	Volume (m3)	Value, K	No. Shipments	Volume (m3)	Value, K
<b>Brilliant Investment Ltd</b>								
<b>DD Investment Ltd</b>								
		Bewani, Mushu (21001)	1	6,774.816	2,100,720.95	4	14,416.499	5,386,638.59
		<b>Total for Exporter: DD Investment Ltd</b>	<b>1</b>	<b>6,774.816</b>	<b>2,100,720.95</b>	<b>4</b>	<b>14,416.499</b>	<b>5,386,638.59</b>
		<b>Per Cent of Grand Total</b>	<b>1.0%</b>	<b>1.6%</b>	<b>1.5%</b>	<b>0.4%</b>	<b>0.4%</b>	<b>0.4%</b>
<b>Rich Forest Ltd</b>								
		Pegi Pulan West Sepik (LFA (2) - 10-02)				5	6,776.770	2,801,388.91
		<b>Total for Exporter: Rich Forest Ltd</b>				<b>5</b>	<b>6,776.770</b>	<b>2,801,388.91</b>
		<b>Per Cent of Grand Total</b>				<b>0.4%</b>	<b>0.2%</b>	<b>0.2%</b>
<b>Total for Brilliant Investment Ltd</b>			<b>1</b>	<b>6,774.816</b>	<b>2,100,720.95</b>	<b>9</b>	<b>21,193.269</b>	<b>8,188,027.51</b>
<b>Per Cent of Grand Total</b>			<b>1.0%</b>	<b>1.6%</b>	<b>1.5%</b>	<b>0.8%</b>	<b>0.5%</b>	<b>0.6%</b>
<b>Cakara Alam (PNG) Ltd</b>								
<b>Cakara Alam (PNG) Ltd</b>								
		Central Arawe (11454)				1	3,224.729	843,970.65
		East Arawe (11455)	2	6,249.472	1,719,174.11	2	6,249.472	1,719,174.11
		Pulie-Anu LFA TP 14-04	2	8,288.766	2,475,522.82	4	11,871.149	3,539,321.29
		Rottock Bay Consolidated (61402)				24	88,208.404	24,297,702.54
		West Arawe (11453)				9	23,013.121	6,200,141.12
		<b>Total for Exporter: Cakara Alam (PNG) Ltd</b>	<b>4</b>	<b>14,538.238</b>	<b>4,194,696.93</b>	<b>40</b>	<b>132,566.875</b>	<b>36,600,309.70</b>
		<b>Per Cent of Grand Total</b>	<b>3.8%</b>	<b>3.5%</b>	<b>3.1%</b>	<b>3.6%</b>	<b>3.3%</b>	<b>2.9%</b>
<b>Tzen Niugini Ltd</b>								
		Illi Wawas Awatka Masarau TA (315-77)				1	4,820.000	1,338,586.22
		Illi Wawas/Masarau (FCA 15-02)				23	50,422.579	13,180,551.13
		<b>Total for Exporter: Tzen Niugini Ltd</b>				<b>24</b>	<b>55,242.579</b>	<b>14,519,137.35</b>
		<b>Per Cent of Grand Total</b>				<b>2.2%</b>	<b>1.4%</b>	<b>1.1%</b>
<b>Tzen Pacific Ltd</b>								
		Aria Vanu Block 3 (21413)				14	52,744.338	15,493,234.04
		<b>Total for Exporter: Tzen Pacific Ltd</b>				<b>14</b>	<b>52,744.338</b>	<b>15,493,234.04</b>
		<b>Per Cent of Grand Total</b>				<b>1.3%</b>	<b>1.3%</b>	<b>1.2%</b>

REPORT - Log Exports by Project Site (Volume and Value) for December - 2018, and Cumulative Year to Date (to 31-December-2018) *Continued*

Co. Grouping	Exporter	SiteCode	December / 2018			Year to Date		
			No. Shipments	Volume (m3)	Value, K	No. Shipments	Volume (m3)	Value, K
<b>Total for Cakara Alam (PNG) Ltd</b>			<b>4</b>	<b>14,538.238</b>	<b>4,194,696.93</b>	<b>78</b>	<b>240,553.792</b>	<b>66,612,681.09</b>
<i>Per Cent of Grand Total</i>			<b>3.8%</b>	<b>3.5%</b>	<b>3.1%</b>	<b>7.0%</b>	<b>6.0%</b>	<b>5.3%</b>
<b>Canopus No. 16 Ltd</b>								
	<b>Canopus No. 16 Ltd</b>							
		Wipim Tapila FMA (10110)				14	51,217.537	11,717,621.23
	<i>Total for Exporter: Canopus No. 16 Ltd</i>					<b>14</b>	<b>51,217.537</b>	<b>11,717,621.23</b>
	<i>Per Cent of Grand Total</i>					<b>1.3%</b>	<b>1.3%</b>	<b>0.9%</b>
<b>Total for Canopus No. 16 Ltd</b>						<b>14</b>	<b>51,217.537</b>	<b>11,717,621.23</b>
<i>Per Cent of Grand Total</i>						<b>1.3%</b>	<b>1.3%</b>	<b>0.9%</b>
<b>Continental Alliance Ltd</b>								
	<b>Continental Alliance Ltd</b>							
		Meander May Valley int.Agri. (FCA 11-05)	1	5,383.010	1,535,942.99	5	13,923.478	3,607,717.75
	<i>Total for Exporter: Continental Alliance Ltd</i>		<b>1</b>	<b>5,383.010</b>	<b>1,535,942.99</b>	<b>5</b>	<b>13,923.478</b>	<b>3,607,717.75</b>
	<i>Per Cent of Grand Total</i>		<b>1.0%</b>	<b>1.3%</b>	<b>1.1%</b>	<b>0.4%</b>	<b>0.3%</b>	<b>0.3%</b>
<b>Total for Continental Alliance Ltd</b>			<b>1</b>	<b>5,383.010</b>	<b>1,535,942.99</b>	<b>5</b>	<b>13,923.478</b>	<b>3,607,717.75</b>
<i>Per Cent of Grand Total</i>			<b>1.0%</b>	<b>1.3%</b>	<b>1.1%</b>	<b>0.4%</b>	<b>0.3%</b>	<b>0.3%</b>
<b>CS Boss International Ltd</b>								
	<b>Stettin Bay Lumber Co. Ltd</b>							
		Ania Kapiura Consolidated (11452)	1	1,004.183	309,685.20	13	50,899.913	15,744,629.16
		Pota Gali Portion - (TA 14-52)				4	11,132.801	3,424,574.40
	<i>Total for Exporter: Stettin Bay Lumber Co. Ltd</i>		<b>1</b>	<b>1,004.183</b>	<b>309,685.20</b>	<b>17</b>	<b>62,032.714</b>	<b>19,169,203.56</b>
	<i>Per Cent of Grand Total</i>		<b>1.0%</b>	<b>0.2%</b>	<b>0.2%</b>	<b>1.5%</b>	<b>1.5%</b>	<b>1.5%</b>
<b>Total for CS Boss International Ltd</b>			<b>1</b>	<b>1,004.183</b>	<b>309,685.20</b>	<b>17</b>	<b>62,032.714</b>	<b>19,169,203.56</b>
<i>Per Cent of Grand Total</i>			<b>1.0%</b>	<b>0.2%</b>	<b>0.2%</b>	<b>1.5%</b>	<b>1.5%</b>	<b>1.5%</b>
<b>DD Investment Ltd</b>								
	<b>DD Investment Ltd</b>							
		Bewani, West Sepik LFA 10-1				6	14,105.186	5,577,833.13
	<i>Total for Exporter: DD Investment Ltd</i>					<b>6</b>	<b>14,105.186</b>	<b>5,577,833.13</b>
	<i>Per Cent of Grand Total</i>					<b>0.5%</b>	<b>0.3%</b>	<b>0.4%</b>

REPORT - Log Exports by Project Site (Volume and Value) for December - 2018, and Cumulative Year to Date (to 31-December-2018) *Continued*

Co. Grouping	Exporter	SiteCode	December / 2018			Year to Date		
			No. Shipments	Volume (m3)	Value, K	No. Shipments	Volume (m3)	Value, K
<b>Total for DD Investment Ltd</b>						<b>6</b>	<b>14,105.186</b>	<b>5,577,833.13</b>
<i>Per Cent of Grand Total</i>						<b>0.5%</b>	<b>0.3%</b>	<b>0.4%</b>
<b>Delta Timber Ltd</b>								
	<b>Delta Timber Ltd</b>							
		Bonua Magarida (10328)				4	36,387.755	13,034,097.22
	<i>Total for Exporter: Delta Timber Ltd</i>					<b>4</b>	<b>36,387.755</b>	<b>13,034,097.22</b>
	<i>Per Cent of Grand Total</i>					<b>0.4%</b>	<b>0.9%</b>	<b>1.0%</b>
<b>Total for Delta Timber Ltd</b>						<b>4</b>	<b>36,387.755</b>	<b>13,034,097.22</b>
<i>Per Cent of Grand Total</i>						<b>0.4%</b>	<b>0.9%</b>	<b>1.0%</b>
<b>East Papua Timber Resources Ltd</b>								
	<b>East Papua Timber Resources Ltd</b>							
		Brown River/Kuriva (10337)	1	548.753	469,822.77	11	4,540.402	3,786,164.53
	<i>Total for Exporter: East Papua Timber Resources Ltd</i>		<b>1</b>	<b>548.753</b>	<b>469,822.77</b>	<b>11</b>	<b>4,540.402</b>	<b>3,786,164.53</b>
	<i>Per Cent of Grand Total</i>		<b>1.0%</b>	<b>0.1%</b>	<b>0.3%</b>	<b>1.0%</b>	<b>0.1%</b>	<b>0.3%</b>
<b>Total for East Papua Timber Resources Ltd</b>			<b>1</b>	<b>548.753</b>	<b>469,822.77</b>	<b>11</b>	<b>4,540.402</b>	<b>3,786,164.53</b>
<i>Per Cent of Grand Total</i>			<b>1.0%</b>	<b>0.1%</b>	<b>0.3%</b>	<b>1.0%</b>	<b>0.1%</b>	<b>0.3%</b>
<b>Everwin Enterprises Limited</b>								
	<b>Everwin Enterprises Limited</b>							
		Kui - Buso Consolidated TRP (TP-13-32)	2	5,390.389	1,245,139.92	9	31,227.208	8,957,030.94
		Morobe Coast TRP (TP 13-35) Mopi Camp	1	2,070.236	772,153.58	6	23,442.978	7,791,262.90
	<i>Total for Exporter: Everwin Enterprises Limited</i>		<b>3</b>	<b>7,460.625</b>	<b>2,017,293.50</b>	<b>15</b>	<b>54,670.186</b>	<b>16,748,293.84</b>
	<i>Per Cent of Grand Total</i>		<b>2.9%</b>	<b>1.8%</b>	<b>1.5%</b>	<b>1.3%</b>	<b>1.4%</b>	<b>1.3%</b>
<b>Total for Everwin Enterprises Limited</b>			<b>3</b>	<b>7,460.625</b>	<b>2,017,293.50</b>	<b>15</b>	<b>54,670.186</b>	<b>16,748,293.84</b>
<i>Per Cent of Grand Total</i>			<b>2.9%</b>	<b>1.8%</b>	<b>1.5%</b>	<b>1.3%</b>	<b>1.4%</b>	<b>1.3%</b>
<b>Global Elite Ltd</b>								
	<b>Global Elite Ltd</b>							
		Agramei Wasuai R/A (TA11-50)				4	4,286.920	1,091,395.35
		Amroulami Clan CustomaryLd Blk1(TA11-44)				5	6,781.798	1,770,446.05
		Amutan-Apelami Clan Custmry (TA 11-45 )				5	7,743.875	1,899,949.02



REPORT - Log Exports by Project Site (Volume and Value) for December - 2018, and Cumulative Year to Date (to 31-December-2018) *Continued*

Co. Grouping	Exporter	SiteCode	December / 2018			Year to Date		
			No. Shipments	Volume (m3)	Value, K	No. Shipments	Volume (m3)	Value, K
		Polami Clan Customary Land Blk1(TA11-43)				2	1,358.733	392,094.32
		Wammy Rural Development Pro. (FCA 10-07)	1	6,544.646	1,726,257.09	17	51,592.026	13,131,383.54
		Wilami Clan Custmry Land. Blk1(TA 11-46)				6	6,947.103	1,842,704.33
	<b>Total for Exporter: Global Elite Ltd</b>		<b>1</b>	<b>6,544.646</b>	<b>1,726,257.09</b>	<b>39</b>	<b>78,710.455</b>	<b>20,127,972.61</b>
	<i>Per Cent of Grand Total</i>		<i>1.0%</i>	<i>1.6%</i>	<i>1.3%</i>	<i>3.5%</i>	<i>1.9%</i>	<i>1.6%</i>
<b>Total for Global Elite Ltd</b>			<b>1</b>	<b>6,544.646</b>	<b>1,726,257.09</b>	<b>39</b>	<b>78,710.455</b>	<b>20,127,972.61</b>
<i>Per Cent of Grand Total</i>			<i>1.0%</i>	<i>1.6%</i>	<i>1.3%</i>	<i>3.5%</i>	<i>1.9%</i>	<i>1.6%</i>
<b>Golden Rise Investment Ltd</b>								
	<b>Golden Rise Investment Ltd</b>							
		Raicoast (11218)				7	38,875.871	12,950,996.43
	<b>Total for Exporter: Golden Rise Investment Ltd</b>					<b>7</b>	<b>38,875.871</b>	<b>12,950,996.43</b>
	<i>Per Cent of Grand Total</i>					<i>0.6%</i>	<i>1.0%</i>	<i>1.0%</i>
<b>Total for Golden Rise Investment Ltd</b>						<b>7</b>	<b>38,875.871</b>	<b>12,950,996.43</b>
<i>Per Cent of Grand Total</i>						<i>0.6%</i>	<i>1.0%</i>	<i>1.0%</i>
<b>Identiti Oceania Limited</b>								
	<b>Identiti Oceania Limited</b>							
		Malum Kulu-Dagi Agric Blk 2 (TP:14-74)				1	831.405	234,432.54
	<b>Total for Exporter: Identiti Oceania Limited</b>					<b>1</b>	<b>831.405</b>	<b>234,432.54</b>
	<i>Per Cent of Grand Total</i>					<i>0.1%</i>	<i>0.0%</i>	<i>0.0%</i>
<b>Total for Identiti Oceania Limited</b>						<b>1</b>	<b>831.405</b>	<b>234,432.54</b>
<i>Per Cent of Grand Total</i>						<i>0.1%</i>	<i>0.0%</i>	<i>0.0%</i>
<b>IFL Investment Ltd</b>								
	<b>IFL Investment Ltd</b>							
		West Gadaisu TRP(TP03-29)				1	18,064.809	6,002,603.09
	<b>Total for Exporter: IFL Investment Ltd</b>					<b>1</b>	<b>18,064.809</b>	<b>6,002,603.09</b>
	<i>Per Cent of Grand Total</i>					<i>0.1%</i>	<i>0.4%</i>	<i>0.5%</i>
<b>Total for IFL Investment Ltd</b>						<b>1</b>	<b>18,064.809</b>	<b>6,002,603.09</b>
<i>Per Cent of Grand Total</i>						<i>0.1%</i>	<i>0.4%</i>	<i>0.5%</i>

REPORT - Log Exports by Project Site (Volume and Value) for December - 2018, and Cumulative Year to Date (to 31-December-2018) *Continued*

Co. Grouping	Exporter	SiteCode	December / 2018			Year to Date		
			No. Shipments	Volume (m3)	Value, K	No. Shipments	Volume (m3)	Value, K
<b>Island Forest Ltd</b>								
	<b>Island Forest Ltd</b>							
		East West Patpatar Int. Agri.-(FCA16-04)				5	29,368.689	9,191,386.96
	<b>Total for Exporter: Island Forest Ltd</b>					<b>5</b>	<b>29,368.689</b>	<b>9,191,386.96</b>
	<b>Per Cent of Grand Total</b>					<b>0.4%</b>	<b>0.7%</b>	<b>0.7%</b>
<b>Total for Island Forest Ltd</b>						<b>5</b>	<b>29,368.689</b>	<b>9,191,386.96</b>
<b>Per Cent of Grand Total</b>						<b>0.4%</b>	<b>0.7%</b>	<b>0.7%</b>
<b>Jambo Trak Ltd</b>								
	<b>BDSL Shipping Ltd</b>							
		Elis Integrated. Agri. Proj - (TA10-88)				1	149.566	39,628.13
	<b>Total for Exporter: BDSL Shipping Ltd</b>					<b>1</b>	<b>149.566</b>	<b>39,628.13</b>
	<b>Per Cent of Grand Total</b>					<b>0.1%</b>	<b>0.0%</b>	<b>0.0%</b>
<b>Total for Jambo Trak Ltd</b>						<b>1</b>	<b>149.566</b>	<b>39,628.13</b>
<b>Per Cent of Grand Total</b>						<b>0.1%</b>	<b>0.0%</b>	<b>0.0%</b>
<b>Joinland PNG Ltd</b>								
	<b>Joinland PNG Ltd</b>							
		Integrated Agriculture Proj. (FCA 16-02)				5	25,738.079	6,871,550.25
	<b>Total for Exporter: Joinland PNG Ltd</b>					<b>5</b>	<b>25,738.079</b>	<b>6,871,550.25</b>
	<b>Per Cent of Grand Total</b>					<b>0.4%</b>	<b>0.6%</b>	<b>0.5%</b>
<b>Total for Joinland PNG Ltd</b>						<b>5</b>	<b>25,738.079</b>	<b>6,871,550.25</b>
<b>Per Cent of Grand Total</b>						<b>0.4%</b>	<b>0.6%</b>	<b>0.5%</b>
<b>Kinmas Investment Ltd</b>								
	<b>Kinmas Investment Ltd</b>							
		Lako Imila (PNGFAL - 682/10)-20302				20	139,841.419	31,823,125.40
	<b>Total for Exporter: Kinmas Investment Ltd</b>					<b>20</b>	<b>139,841.419</b>	<b>31,823,125.40</b>
	<b>Per Cent of Grand Total</b>					<b>1.8%</b>	<b>3.5%</b>	<b>2.5%</b>
<b>Total for Kinmas Investment Ltd</b>						<b>20</b>	<b>139,841.419</b>	<b>31,823,125.40</b>
<b>Per Cent of Grand Total</b>						<b>1.8%</b>	<b>3.5%</b>	<b>2.5%</b>

Co. Grouping	Exporter	SiteCode	December / 2018			Year to Date		
			No. Shipments	Volume (m3)	Value, K	No. Shipments	Volume (m3)	Value, K
<b>KK Connections Ltd</b>								
	<b>Chain Reaction Ltd</b>							
		Inland Pomio - (TP 115-49)	1	1,833.234	313,914.55	3	4,713.508	803,953.18
	<b>Total for Exporter: Chain Reaction Ltd</b>		<b>1</b>	<b>1,833.234</b>	<b>313,914.55</b>	<b>3</b>	<b>4,713.508</b>	<b>803,953.18</b>
	<b>Per Cent of Grand Total</b>		<b>1.0%</b>	<b>0.4%</b>	<b>0.2%</b>	<b>0.3%</b>	<b>0.1%</b>	<b>0.1%</b>
	<b>G88 Ltd</b>							
		Madedua,Bakada & Ext Mengen (TP114-41)				18	91,935.889	26,638,176.78
	<b>Total for Exporter: G88 Ltd</b>					<b>18</b>	<b>91,935.889</b>	<b>26,638,176.78</b>
	<b>Per Cent of Grand Total</b>					<b>1.6%</b>	<b>2.3%</b>	<b>2.1%</b>
	<b>KK Connections Ltd</b>							
		Inland Lassul Baining (FCA 15-11)	1	2,124.901	453,870.31	24	60,199.022	14,380,460.95
		Seraji EXN TRP PROJ. (TP15-58)	2	12,532.640	2,824,560.92	16	58,870.787	13,976,509.21
	<b>Total for Exporter: KK Connections Ltd</b>		<b>3</b>	<b>14,657.541</b>	<b>3,278,431.23</b>	<b>40</b>	<b>119,069.809</b>	<b>28,356,970.16</b>
	<b>Per Cent of Grand Total</b>		<b>2.9%</b>	<b>3.5%</b>	<b>2.4%</b>	<b>3.6%</b>	<b>2.9%</b>	<b>2.2%</b>
	<b>KL Connections Ltd</b>							
		Makolkol Intergrated Agri. (FCA 15-09)	3	20,532.005	5,428,724.38	33	126,294.123	34,815,737.94
		Makolkol Kamarere Woodlot (TA 15-90)				4	18,787.618	4,825,143.66
	<b>Total for Exporter: KL Connections Ltd</b>		<b>3</b>	<b>20,532.005</b>	<b>5,428,724.38</b>	<b>37</b>	<b>145,081.741</b>	<b>39,640,881.60</b>
	<b>Per Cent of Grand Total</b>		<b>2.9%</b>	<b>4.9%</b>	<b>4.0%</b>	<b>3.3%</b>	<b>3.6%</b>	<b>3.1%</b>
	<b>Laloani No 8. Limited</b>							
		Dengnenge "A"Int, Agri Proj (FCA 15-10)	2	5,307.411	1,331,678.95	28	59,505.989	15,750,557.32
	<b>Total for Exporter: Laloani No 8. Limited</b>		<b>2</b>	<b>5,307.411</b>	<b>1,331,678.95</b>	<b>28</b>	<b>59,505.989</b>	<b>15,750,557.32</b>
	<b>Per Cent of Grand Total</b>		<b>1.9%</b>	<b>1.3%</b>	<b>1.0%</b>	<b>2.5%</b>	<b>1.5%</b>	<b>1.2%</b>
<b>Total for KK Connections Ltd</b>			<b>9</b>	<b>42,330.191</b>	<b>10,352,749.11</b>	<b>126</b>	<b>420,306.936</b>	<b>111,190,539.04</b>
<b>Per Cent of Grand Total</b>			<b>8.7%</b>	<b>10.1%</b>	<b>7.6%</b>	<b>11.3%</b>	<b>10.4%</b>	<b>8.8%</b>
<b>Low Impact Logging Ltd</b>								
	<b>Low Impact Logging Ltd</b>							
		Buhem Mongi Busiga (11338)	2	1,858.453	671,362.33	22	91,882.558	26,108,031.31
	<b>Total for Exporter: Low Impact Logging Ltd</b>		<b>2</b>	<b>1,858.453</b>	<b>671,362.33</b>	<b>22</b>	<b>91,882.558</b>	<b>26,108,031.31</b>
	<b>Per Cent of Grand Total</b>		<b>1.9%</b>	<b>0.4%</b>	<b>0.5%</b>	<b>2.0%</b>	<b>2.3%</b>	<b>2.1%</b>

REPORT - Log Exports by Project Site (Volume and Value) for December - 2018, and Cumulative Year to Date (to 31-December-2018) *Continued*

Co. Grouping	Exporter	SiteCode	December / 2018			Year to Date		
			No. Shipments	Volume (m3)	Value, K	No. Shipments	Volume (m3)	Value, K
<b>Total for Low Impact Logging Ltd</b>			<b>2</b>	<b>1,858.453</b>	<b>671,362.33</b>	<b>22</b>	<b>91,882.558</b>	<b>26,108,031.31</b>
<i>Per Cent of Grand Total</i>			<b>1.9%</b>	<b>0.4%</b>	<b>0.5%</b>	<b>2.0%</b>	<b>2.3%</b>	<b>2.1%</b>
<b>Lucky 99 (PNG) Ltd</b>								
<b>Lucky 99 (PNG) Ltd</b>								
		Apong Agric - (FCA - 71301)				4	18,222.682	4,534,494.68
		Kabi - Aupwei Roadline (TA13-181)				1	3,253.810	715,615.95
<b>Total for Exporter: Lucky 99 (PNG) Ltd</b>						<b>5</b>	<b>21,476.492</b>	<b>5,250,110.63</b>
<i>Per Cent of Grand Total</i>						<b>0.4%</b>	<b>0.5%</b>	<b>0.4%</b>
<b>Lucky Logging Limited</b>								
		Semon (FCA 13-02)				5	33,613.156	7,974,263.66
<b>Total for Exporter: Lucky Logging Limited</b>						<b>5</b>	<b>33,613.156</b>	<b>7,974,263.66</b>
<i>Per Cent of Grand Total</i>						<b>0.4%</b>	<b>0.8%</b>	<b>0.6%</b>
<b>Total for Lucky 99 (PNG) Ltd</b>						<b>10</b>	<b>55,089.648</b>	<b>13,224,374.29</b>
<i>Per Cent of Grand Total</i>						<b>0.9%</b>	<b>1.4%</b>	<b>1.0%</b>
<b>Millennium Corporation Ltd</b>								
<b>Millennium Corporation Ltd</b>								
		Nakmai LFA (TP 16-1)				2	7,079.236	2,333,892.73
		Tewelas: Konos-Pue TRP (TP16-32)				3	19,798.317	6,493,643.19
<b>Total for Exporter: Millennium Corporation Ltd</b>						<b>5</b>	<b>26,877.553</b>	<b>8,827,535.91</b>
<i>Per Cent of Grand Total</i>						<b>0.4%</b>	<b>0.7%</b>	<b>0.7%</b>
<b>Total for Millennium Corporation Ltd</b>						<b>5</b>	<b>26,877.553</b>	<b>8,827,535.91</b>
<i>Per Cent of Grand Total</i>						<b>0.4%</b>	<b>0.7%</b>	<b>0.7%</b>
<b>Millionplus Corporation Ltd</b>								
<b>Millionplus Corporation Ltd</b>								
		Konoagil Inter.Agri.Proj. (FCA 16-03)	1	7,008.224	2,707,777.41	8	57,047.113	20,338,847.55
<b>Total for Exporter: Millionplus Corporation Ltd</b>			<b>1</b>	<b>7,008.224</b>	<b>2,707,777.41</b>	<b>8</b>	<b>57,047.113</b>	<b>20,338,847.55</b>
<i>Per Cent of Grand Total</i>			<b>1.0%</b>	<b>1.7%</b>	<b>2.0%</b>	<b>0.7%</b>	<b>1.4%</b>	<b>1.6%</b>
<b>Total for Millionplus Corporation Ltd</b>			<b>1</b>	<b>7,008.224</b>	<b>2,707,777.41</b>	<b>8</b>	<b>57,047.113</b>	<b>20,338,847.55</b>
<i>Per Cent of Grand Total</i>			<b>1.0%</b>	<b>1.7%</b>	<b>2.0%</b>	<b>0.7%</b>	<b>1.4%</b>	<b>1.6%</b>

REPORT - Log Exports by Project Site (Volume and Value) for December - 2018, and Cumulative Year to Date (to 31-December-2018) *Continued*

Co. Grouping	Exporter	SiteCode	December / 2018			Year to Date		
			No. Shipments	Volume (m3)	Value, K	No. Shipments	Volume (m3)	Value, K
<b>Northern Forest Products Ltd</b>								
	<b>Northern Forest Products Ltd</b>							
		Wanigela Tree Plantation (FCA 05-04)				3	8,740.667	3,229,807.01
	<b>Total for Exporter: Northern Forest Products Ltd</b>					<b>3</b>	<b>8,740.667</b>	<b>3,229,807.01</b>
	<b>Per Cent of Grand Total</b>					<b>0.3%</b>	<b>0.2%</b>	<b>0.3%</b>
<b>Total for Northern Forest Products Ltd</b>						<b>3</b>	<b>8,740.667</b>	<b>3,229,807.01</b>
<b>Per Cent of Grand Total</b>						<b>0.3%</b>	<b>0.2%</b>	<b>0.3%</b>
<b>Open Bay Timber Ltd</b>								
	<b>Open Bay Timber Ltd</b>							
		Open Bay Consolidated [Pltn] (11501)				11	25,786.589	8,495,891.37
	<b>Total for Exporter: Open Bay Timber Ltd</b>					<b>11</b>	<b>25,786.589</b>	<b>8,495,891.37</b>
	<b>Per Cent of Grand Total</b>					<b>1.0%</b>	<b>0.6%</b>	<b>0.7%</b>
<b>Total for Open Bay Timber Ltd</b>						<b>11</b>	<b>25,786.589</b>	<b>8,495,891.37</b>
<b>Per Cent of Grand Total</b>						<b>1.0%</b>	<b>0.6%</b>	<b>0.7%</b>
<b>Oro Wood Industry Ltd</b>								
	<b>Oro Wood Industry Ltd</b>							
		Ifane Agro-Forest Project - (FCA 05-03)				11	21,506.345	6,076,636.65
		Ifane FCA 05-06				1	1,223.996	329,245.20
		Kamusi Saiho (TP 5-11)	2	7,870.310	2,236,922.96	4	30,252.816	8,637,758.16
	<b>Total for Exporter: Oro Wood Industry Ltd</b>		<b>2</b>	<b>7,870.310</b>	<b>2,236,922.96</b>	<b>16</b>	<b>52,983.157</b>	<b>15,043,640.01</b>
	<b>Per Cent of Grand Total</b>		<b>1.9%</b>	<b>1.9%</b>	<b>1.6%</b>	<b>1.4%</b>	<b>1.3%</b>	<b>1.2%</b>
<b>Total for Oro Wood Industry Ltd</b>			<b>2</b>	<b>7,870.310</b>	<b>2,236,922.96</b>	<b>16</b>	<b>52,983.157</b>	<b>15,043,640.01</b>
<b>Per Cent of Grand Total</b>			<b>1.9%</b>	<b>1.9%</b>	<b>1.6%</b>	<b>1.4%</b>	<b>1.3%</b>	<b>1.2%</b>
<b>Pacific Green Forest Ltd</b>								
	<b>Jambo Trak Ltd</b>							
		Sobu Intergrated Agri. Project (TA10-84)				1	1,547.969	609,345.37
	<b>Total for Exporter: Jambo Trak Ltd</b>					<b>1</b>	<b>1,547.969</b>	<b>609,345.37</b>
	<b>Per Cent of Grand Total</b>					<b>0.1%</b>	<b>0.0%</b>	<b>0.0%</b>

Co. Grouping	Exporter	SiteCode	December / 2018			Year to Date		
			No. Shipments	Volume (m3)	Value, K	No. Shipments	Volume (m3)	Value, K
<b>Pacific Green Forest Ltd</b>								
	Walsa Inter. Agriculture Pro. (FCA10-05)		1	5,481.955	2,098,234.88	8	46,600.985	19,803,670.65
	<b>Total for Exporter: Pacific Green Forest Ltd</b>		<b>1</b>	<b>5,481.955</b>	<b>2,098,234.88</b>	<b>8</b>	<b>46,600.985</b>	<b>19,803,670.65</b>
	<b>Per Cent of Grand Total</b>		<b>1.0%</b>	<b>1.3%</b>	<b>1.5%</b>	<b>0.7%</b>	<b>1.2%</b>	<b>1.6%</b>
<b>Total for Pacific Green Forest Ltd</b>			<b>1</b>	<b>5,481.955</b>	<b>2,098,234.88</b>	<b>9</b>	<b>48,148.954</b>	<b>20,413,016.02</b>
<b>Per Cent of Grand Total</b>			<b>1.0%</b>	<b>1.3%</b>	<b>1.5%</b>	<b>0.8%</b>	<b>1.2%</b>	<b>1.6%</b>
<b>Rimbunan Hijau (PNG) Ltd</b>								
<b>Frontier Holdings Ltd</b>								
	Vailala Blk 2 & 3 (10216)					12	13,247.065	3,740,300.75
	<b>Total for Exporter: Frontier Holdings Ltd</b>					<b>12</b>	<b>13,247.065</b>	<b>3,740,300.75</b>
	<b>Per Cent of Grand Total</b>					<b>1.1%</b>	<b>0.3%</b>	<b>0.3%</b>
<b>Gilford Limited</b>								
	Sigite Mukus (FCA 15-07)					4	6,078.149	2,004,047.96
	<b>Total for Exporter: Gilford Limited</b>					<b>4</b>	<b>6,078.149</b>	<b>2,004,047.96</b>
	<b>Per Cent of Grand Total</b>					<b>0.4%</b>	<b>0.2%</b>	<b>0.2%</b>
<b>Island Forest Resources Ltd</b>								
	Alimbit Andru (21408)					1	2,749.063	862,497.64
	Anu Alimbit (21405)		5	13,630.921	4,266,064.65	43	80,172.127	25,174,542.89
	<b>Total for Exporter: Island Forest Resources Ltd</b>		<b>5</b>	<b>13,630.921</b>	<b>4,266,064.65</b>	<b>44</b>	<b>82,921.190</b>	<b>26,037,040.53</b>
	<b>Per Cent of Grand Total</b>		<b>4.8%</b>	<b>3.2%</b>	<b>3.1%</b>	<b>3.9%</b>	<b>2.1%</b>	<b>2.1%</b>
<b>Niugini International Corporation Ltd</b>								
	Turama (10212)		9	18,631.018	5,311,804.12	43	74,341.996	21,752,187.77
	Vailala Block 1 (10214)		4	8,631.024	2,359,409.00	24	42,430.441	11,691,743.57
	<b>Total for Exporter: Niugini International Corporation Ltd</b>		<b>13</b>	<b>27,262.042</b>	<b>7,671,213.12</b>	<b>67</b>	<b>116,772.437</b>	<b>33,443,931.34</b>
	<b>Per Cent of Grand Total</b>		<b>12.5%</b>	<b>6.5%</b>	<b>5.6%</b>	<b>6.0%</b>	<b>2.9%</b>	<b>2.6%</b>
<b>Niugini Lumber Merchants Ltd</b>								
	Andru Johanna (LFA 14-10)		4	9,591.836	3,068,701.36	15	39,036.018	12,423,736.48
	Ania Kapiura Consolidated (11452)		2	2,078.394	591,120.21	13	15,403.961	4,592,517.56
	Asengseng Consolidated FMA (61401)					27	33,671.496	10,506,065.43
	Awio Amgen (21409)		3	4,074.789	1,221,359.74	13	23,763.156	7,427,638.74
	Poronga Onga ( TP14-52)					14	16,394.295	4,705,559.76

REPORT - Log Exports by Project Site (Volume and Value) for December - 2018, and Cumulative Year to Date (to 31-December-2018) *Continued*

Co. Grouping	Exporter	SiteCode	December / 2018			Year to Date		
			No. Shipments	Volume (m3)	Value, K	No. Shipments	Volume (m3)	Value, K
<b>Total for Exporter: Niugini Lumber Merchants Ltd</b>			<b>9</b>	<b>15,745.019</b>	<b>4,881,181.31</b>	<b>82</b>	<b>128,268.926</b>	<b>39,655,517.98</b>
<b>Per Cent of Grand Total</b>			<b>8.7%</b>	<b>3.7%</b>	<b>3.6%</b>	<b>7.4%</b>	<b>3.2%</b>	<b>3.1%</b>
<b>Saban Enterprises Ltd</b>								
		Huhu (Ulabo) Forest Plantation (TA4-88)	3	4,063.440	1,296,614.59	21	35,909.566	11,012,648.04
		Sagarai Gadaisu (10403)	3	4,974.894	1,438,773.07	22	40,268.836	12,240,850.57
<b>Total for Exporter: Saban Enterprises Ltd</b>			<b>6</b>	<b>9,038.334</b>	<b>2,735,387.66</b>	<b>43</b>	<b>76,178.402</b>	<b>23,253,498.61</b>
<b>Per Cent of Grand Total</b>			<b>5.8%</b>	<b>2.2%</b>	<b>2.0%</b>	<b>3.9%</b>	<b>1.9%</b>	<b>1.8%</b>
<b>Sinaran Papua Ltd</b>								
		Turama Extension - Faia (10212a)	3	4,361.312	1,325,726.04	28	54,191.367	16,008,189.94
		Turama Extension - Purari West(TP02-12a)	2	4,355.948	1,185,193.65	23	30,872.355	8,788,849.07
		Turama Extension - Sirebi West (10212a)				12	20,188.122	5,807,346.71
<b>Total for Exporter: Sinaran Papua Ltd</b>			<b>5</b>	<b>8,717.260</b>	<b>2,510,919.69</b>	<b>63</b>	<b>105,251.844</b>	<b>30,604,385.72</b>
<b>Per Cent of Grand Total</b>			<b>4.8%</b>	<b>2.1%</b>	<b>1.8%</b>	<b>5.7%</b>	<b>2.6%</b>	<b>2.4%</b>
<b>Timbers (PNG) Ltd</b>								
		Sogeram (11220)				4	15,930.640	7,439,498.91
<b>Total for Exporter: Timbers (PNG) Ltd</b>						<b>4</b>	<b>15,930.640</b>	<b>7,439,498.91</b>
<b>Per Cent of Grand Total</b>						<b>0.4%</b>	<b>0.4%</b>	<b>0.6%</b>
<b>Wawoi Guavi Timber Co Ltd</b>								
		Wawoi Guavi (10107)	5	24,160.200	6,712,594.59	35	115,592.284	32,778,111.14
<b>Total for Exporter: Wawoi Guavi Timber Co Ltd</b>			<b>5</b>	<b>24,160.200</b>	<b>6,712,594.59</b>	<b>35</b>	<b>115,592.284</b>	<b>32,778,111.14</b>
<b>Per Cent of Grand Total</b>			<b>4.8%</b>	<b>5.8%</b>	<b>4.9%</b>	<b>3.1%</b>	<b>2.9%</b>	<b>2.6%</b>
<b>Total for Rimbunan Hijau (PNG) Ltd</b>			<b>43</b>	<b>98,553.776</b>	<b>28,777,361.02</b>	<b>354</b>	<b>660,240.937</b>	<b>198,956,332.93</b>
<b>Per Cent of Grand Total</b>			<b>41.3%</b>	<b>23.5%</b>	<b>21.0%</b>	<b>31.7%</b>	<b>16.3%</b>	<b>15.7%</b>
<b>Ruby Light Investment Ltd</b>								
<b>Ruby Light Investment Ltd</b>								
		Nutuve (11559)				4	19,221.207	5,277,844.89
<b>Total for Exporter: Ruby Light Investment Ltd</b>						<b>4</b>	<b>19,221.207</b>	<b>5,277,844.89</b>
<b>Per Cent of Grand Total</b>						<b>0.4%</b>	<b>0.5%</b>	<b>0.4%</b>
<b>Total for Ruby Light Investment Ltd</b>						<b>4</b>	<b>19,221.207</b>	<b>5,277,844.89</b>
<b>Per Cent of Grand Total</b>						<b>0.4%</b>	<b>0.5%</b>	<b>0.4%</b>

REPORT - Log Exports by Project Site (Volume and Value) for December - 2018, and Cumulative Year to Date (to 31-December-2018) *Continued*

Co. Grouping	Exporter	SiteCode	December / 2018			Year to Date		
			No. Shipments	Volume (m3)	Value, K	No. Shipments	Volume (m3)	Value, K
<b>Samas Ltd</b>								
	<b>Samas Ltd</b>							
		Aitape Lumi Consolidated FMA (61003)	3	7,919.308	1,934,169.44	24	120,451.289	34,863,661.14
	<b>Total for Exporter: Samas Ltd</b>		<b>3</b>	<b>7,919.308</b>	<b>1,934,169.44</b>	<b>24</b>	<b>120,451.289</b>	<b>34,863,661.14</b>
	<b>Per Cent of Grand Total</b>		<b>2.9%</b>	<b>1.9%</b>	<b>1.4%</b>	<b>2.2%</b>	<b>3.0%</b>	<b>2.8%</b>
<b>Total for Samas Ltd</b>			<b>3</b>	<b>7,919.308</b>	<b>1,934,169.44</b>	<b>24</b>	<b>120,451.289</b>	<b>34,863,661.14</b>
<b>Per Cent of Grand Total</b>			<b>2.9%</b>	<b>1.9%</b>	<b>1.4%</b>	<b>2.2%</b>	<b>3.0%</b>	<b>2.8%</b>
<b>Summit Agriculture Ltd</b>								
	<b>Summit Agriculture Ltd</b>							
		Lower Sepik (LFA 11-01)	1	4,763.076	1,273,432.92	7	17,238.680	4,180,402.50
		Wewak/Turubu (FCA11-03)	1	8,016.392	2,031,593.12	27	131,473.744	32,130,148.51
	<b>Total for Exporter: Summit Agriculture Ltd</b>		<b>2</b>	<b>12,779.468</b>	<b>3,305,026.04</b>	<b>34</b>	<b>148,712.424</b>	<b>36,310,551.02</b>
	<b>Per Cent of Grand Total</b>		<b>1.9%</b>	<b>3.0%</b>	<b>2.4%</b>	<b>3.0%</b>	<b>3.7%</b>	<b>2.9%</b>
<b>Total for Summit Agriculture Ltd</b>			<b>2</b>	<b>12,779.468</b>	<b>3,305,026.04</b>	<b>34</b>	<b>148,712.424</b>	<b>36,310,551.02</b>
<b>Per Cent of Grand Total</b>			<b>1.9%</b>	<b>3.0%</b>	<b>2.4%</b>	<b>3.0%</b>	<b>3.7%</b>	<b>2.9%</b>
<b>Super Green Limited</b>								
	<b>Super Green Limited</b>							
		Ormand Lako TRP Project (TP3-30)	2	7,700.173	1,924,285.24	7	21,656.989	5,356,210.08
	<b>Total for Exporter: Super Green Limited</b>		<b>2</b>	<b>7,700.173</b>	<b>1,924,285.24</b>	<b>7</b>	<b>21,656.989</b>	<b>5,356,210.08</b>
	<b>Per Cent of Grand Total</b>		<b>1.9%</b>	<b>1.8%</b>	<b>1.4%</b>	<b>0.6%</b>	<b>0.5%</b>	<b>0.4%</b>
<b>Total for Super Green Limited</b>			<b>2</b>	<b>7,700.173</b>	<b>1,924,285.24</b>	<b>7</b>	<b>21,656.989</b>	<b>5,356,210.08</b>
<b>Per Cent of Grand Total</b>			<b>1.9%</b>	<b>1.8%</b>	<b>1.4%</b>	<b>0.6%</b>	<b>0.5%</b>	<b>0.4%</b>
<b>Tian Suyn (PNG) Ltd</b>								
	<b>Tian Suyn (PNG) Ltd</b>							
		Suikol-Makolkol Int. Agri. (FCA 15-05)				1	691.337	198,580.16
	<b>Total for Exporter: Tian Suyn (PNG) Ltd</b>					<b>1</b>	<b>691.337</b>	<b>198,580.16</b>
	<b>Per Cent of Grand Total</b>					<b>0.1%</b>	<b>0.0%</b>	<b>0.0%</b>
<b>Total for Tian Suyn (PNG) Ltd</b>						<b>1</b>	<b>691.337</b>	<b>198,580.16</b>
<b>Per Cent of Grand Total</b>						<b>0.1%</b>	<b>0.0%</b>	<b>0.0%</b>



Co. Grouping	Exporter	SiteCode	December / 2018			Year to Date		
			No. Shipments	Volume (m3)	Value, K	No. Shipments	Volume (m3)	Value, K
<b>Tzen Resources Limited</b>								
	<b>Tzen Resources Limited</b>							
		Hawain LFA (TP 11-02)				1	3,111.214	847,911.47
	<b>Total for Exporter: Tzen Resources Limited</b>					<b>1</b>	<b>3,111.214</b>	<b>847,911.47</b>
	<b>Per Cent of Grand Total</b>					<b>0.1%</b>	<b>0.1%</b>	<b>0.1%</b>
<b>Total for Tzen Resources Limited</b>						<b>1</b>	<b>3,111.214</b>	<b>847,911.47</b>
<b>Per Cent of Grand Total</b>						<b>0.1%</b>	<b>0.1%</b>	<b>0.1%</b>
<b>Uni Rise Ltd</b>								
	<b>Lawrence Wood Ltd</b>							
		Lolo Blk 1 Silimate Camp (21402)	1	8,101.826	2,332,672.20	8	56,148.064	15,768,463.86
		Lolo Blk 2 - Geren Camp (21403)	1	9,514.274	2,801,945.19	3	22,121.209	6,299,921.35
		Lolo Blk 2 Ext Aumo Camp (21412)				2	15,572.177	4,204,056.83
	<b>Total for Exporter: Lawrence Wood Ltd</b>		<b>2</b>	<b>17,616.100</b>	<b>5,134,617.39</b>	<b>13</b>	<b>93,841.450</b>	<b>26,272,442.03</b>
	<b>Per Cent of Grand Total</b>		<b>1.9%</b>	<b>4.2%</b>	<b>3.8%</b>	<b>1.2%</b>	<b>2.3%</b>	<b>2.1%</b>
	<b>Uni Rise Ltd</b>							
		N'drahong West Coast Manus (11802)				4	19,211.324	5,859,064.64
	<b>Total for Exporter: Uni Rise Ltd</b>					<b>4</b>	<b>19,211.324</b>	<b>5,859,064.64</b>
	<b>Per Cent of Grand Total</b>					<b>0.4%</b>	<b>0.5%</b>	<b>0.5%</b>
<b>Total for Uni Rise Ltd</b>			<b>2</b>	<b>17,616.100</b>	<b>5,134,617.39</b>	<b>17</b>	<b>113,052.774</b>	<b>32,131,506.67</b>
<b>Per Cent of Grand Total</b>			<b>1.9%</b>	<b>4.2%</b>	<b>3.8%</b>	<b>1.5%</b>	<b>2.8%</b>	<b>2.5%</b>
<b>Vanimo Jaya Ltd</b>								
	<b>Border International Timber Co. Ltd</b>							
		Bewani, Finchin (21001)				5	15,159.883	4,561,651.06
		Feu Agriculture Block (TA 10-94)				3	12,147.130	4,656,341.03
		Hinuke Agriculture Block (TA10-93)				3	13,460.203	5,633,625.51
	<b>Total for Exporter: Border International Timber Co. Ltd</b>					<b>11</b>	<b>40,767.216</b>	<b>14,851,617.60</b>
	<b>Per Cent of Grand Total</b>					<b>1.0%</b>	<b>1.0%</b>	<b>1.2%</b>
	<b>Sentawan (PNG) Ltd</b>							
		DANFU Block 12,13,14,15&18 (11640)	2	10,995.551	2,881,836.08	18	147,570.129	42,926,117.00

REPORT - Log Exports by Project Site (Volume and Value) for December - 2018, and Cumulative Year to Date (to 31-December-2018) *Continued*

Co. Grouping	Exporter	SiteCode	December / 2018			Year to Date		
			No. Shipments	Volume (m3)	Value, K	No. Shipments	Volume (m3)	Value, K
	<b>Total for Exporter: Sentawan (PNG) Ltd</b>		<b>2</b>	<b>10,995.551</b>	<b>2,881,836.08</b>	<b>18</b>	<b>147,570.129</b>	<b>42,926,117.00</b>
	<i>Per Cent of Grand Total</i>		<i>1.9%</i>	<i>2.6%</i>	<i>2.1%</i>	<i>1.6%</i>	<i>3.7%</i>	<i>3.4%</i>
	<b>Vanimo Jaya Ltd</b>							
		Dengnagi & Simbali TRP (TP15.50)				1	2,549.508	418,638.42
		Makapa Timber Area (10109)	2	25,667.323	7,349,477.96	17	116,645.910	33,300,458.79
	<b>Total for Exporter: Vanimo Jaya Ltd</b>		<b>2</b>	<b>25,667.323</b>	<b>7,349,477.96</b>	<b>18</b>	<b>119,195.418</b>	<b>33,719,097.21</b>
	<i>Per Cent of Grand Total</i>		<i>1.9%</i>	<i>6.1%</i>	<i>5.4%</i>	<i>1.6%</i>	<i>3.0%</i>	<i>2.7%</i>
	<b>Total for Vanimo Jaya Ltd</b>		<b>4</b>	<b>36,662.874</b>	<b>10,231,314.04</b>	<b>47</b>	<b>307,532.763</b>	<b>91,496,831.81</b>
	<i>Per Cent of Grand Total</i>		<i>3.8%</i>	<i>8.7%</i>	<i>7.5%</i>	<i>4.2%</i>	<i>7.6%</i>	<i>7.2%</i>
	<b>Viva Success Ltd</b>							
	<b>Viva Success Ltd</b>							
		Central New Ireland (11642)	2	13,594.192	5,083,130.36	24	107,836.030	35,407,314.71
		Yema Gaiapa (10501)				8	25,416.025	7,170,615.64
	<b>Total for Exporter: Viva Success Ltd</b>		<b>2</b>	<b>13,594.192</b>	<b>5,083,130.36</b>	<b>32</b>	<b>133,252.055</b>	<b>42,577,930.35</b>
	<i>Per Cent of Grand Total</i>		<i>1.9%</i>	<i>3.2%</i>	<i>3.7%</i>	<i>2.9%</i>	<i>3.3%</i>	<i>3.4%</i>
	<b>Total for Viva Success Ltd</b>		<b>2</b>	<b>13,594.192</b>	<b>5,083,130.36</b>	<b>32</b>	<b>133,252.055</b>	<b>42,577,930.35</b>
	<i>Per Cent of Grand Total</i>		<i>1.9%</i>	<i>3.2%</i>	<i>3.7%</i>	<i>2.9%</i>	<i>3.3%</i>	<i>3.4%</i>
	<b>Woodbank Pacific Ltd</b>							
	<b>Woodbank Pacific Ltd</b>							
		Kumil 11222				2	11,472.912	3,690,618.17
	<b>Total for Exporter: Woodbank Pacific Ltd</b>					<b>2</b>	<b>11,472.912</b>	<b>3,690,618.17</b>
	<i>Per Cent of Grand Total</i>					<i>0.2%</i>	<i>0.3%</i>	<i>0.3%</i>
	<b>Total for Woodbank Pacific Ltd</b>					<b>2</b>	<b>11,472.912</b>	<b>3,690,618.17</b>
	<i>Per Cent of Grand Total</i>					<i>0.2%</i>	<i>0.3%</i>	<i>0.3%</i>
	<b>WTK Realty Ltd</b>							
	<b>Amanab Forest Products Ltd</b>							
		Amanab Blocks 1-4 FMA (61001)	5	38,656.386	21,868,033.54	31	195,203.191	108,614,936.05
	<b>Total for Exporter: Amanab Forest Products Ltd</b>		<b>5</b>	<b>38,656.386</b>	<b>21,868,033.54</b>	<b>31</b>	<b>195,203.191</b>	<b>108,614,936.05</b>
	<i>Per Cent of Grand Total</i>		<i>4.8%</i>	<i>9.2%</i>	<i>16.0%</i>	<i>2.8%</i>	<i>4.8%</i>	<i>8.6%</i>

REPORT - Log Exports by Project Site (Volume and Value) for December - 2018, and Cumulative Year to Date (to 31-December-2018) *Continued*

Co. Grouping	Exporter	SiteCode	December / 2018			Year to Date		
			No. Shipments	Volume (m3)	Value, K	No. Shipments	Volume (m3)	Value, K
<b>Madang Timbers Ltd</b>								
		Middle Ramu Block 1 (FMA 12-23)	2	11,064.346	2,764,579.32	11	75,334.258	28,272,557.27
	<b>Total for Exporter: Madang Timbers Ltd</b>		<b>2</b>	<b>11,064.346</b>	<b>2,764,579.32</b>	<b>11</b>	<b>75,334.258</b>	<b>28,272,557.27</b>
	<b>Per Cent of Grand Total</b>		<b>1.9%</b>	<b>2.6%</b>	<b>2.0%</b>	<b>1.0%</b>	<b>1.9%</b>	<b>2.2%</b>
<b>Pacific Region Development Ltd</b>								
		Senbam Cons. TRP (TP15-52)				4	27,373.496	7,321,151.31
	<b>Total for Exporter: Pacific Region Development Ltd</b>					<b>4</b>	<b>27,373.496</b>	<b>7,321,151.31</b>
	<b>Per Cent of Grand Total</b>					<b>0.4%</b>	<b>0.7%</b>	<b>0.6%</b>
<b>Vanimo Forest Products Ltd</b>								
		Vanimo (11008)				3	11,093.106	3,007,010.39
	<b>Total for Exporter: Vanimo Forest Products Ltd</b>					<b>3</b>	<b>11,093.106</b>	<b>3,007,010.39</b>
	<b>Per Cent of Grand Total</b>					<b>0.3%</b>	<b>0.3%</b>	<b>0.2%</b>
<b>Total for WTK Realty Ltd</b>			<b>7</b>	<b>49,720.732</b>	<b>24,632,612.86</b>	<b>49</b>	<b>309,004.051</b>	<b>147,215,655.03</b>
<b>Per Cent of Grand Total</b>			<b>6.7%</b>	<b>11.8%</b>	<b>18.0%</b>	<b>4.4%</b>	<b>7.6%</b>	<b>11.6%</b>
<b>Yama (PNG) Limited</b>								
<b>Yama (PNG) Limited</b>								
		Passismanua Block 1 Alimbit Camp (21411)	1	8,306.641	2,663,090.46	6	32,507.258	9,390,704.65
	<b>Total for Exporter: Yama (PNG) Limited</b>		<b>1</b>	<b>8,306.641</b>	<b>2,663,090.46</b>	<b>6</b>	<b>32,507.258</b>	<b>9,390,704.65</b>
	<b>Per Cent of Grand Total</b>		<b>1.0%</b>	<b>2.0%</b>	<b>1.9%</b>	<b>0.5%</b>	<b>0.8%</b>	<b>0.7%</b>
<b>Total for Yama (PNG) Limited</b>			<b>1</b>	<b>8,306.641</b>	<b>2,663,090.46</b>	<b>6</b>	<b>32,507.258</b>	<b>9,390,704.65</b>
<b>Per Cent of Grand Total</b>			<b>1.0%</b>	<b>2.0%</b>	<b>1.9%</b>	<b>0.5%</b>	<b>0.8%</b>	<b>0.7%</b>
<b>Grand Total:</b>			<b>104</b>	<b>420,131.139</b>	<b>136,841,233.74</b>	<b>1115</b>	<b>4,040,234.036</b>	<b>266,567,040.02</b>



## Log Exports (Volume and Kina Value) by Province for December/2018 and Previous Periods

Report printed: 29/01/2019 9:43:14 AM

Province	Volume, m3			Value (Kina)		
	December/18	Yr to Date	2017	December/18	Yr to Date	2017
Central	8,249	220,491	82,754	2,394,108	60,002,200	22,971,679
East New Britain	42,330	548,338	444,309	10,352,749	146,828,320	115,910,503
East Sepik	24,707	244,458	219,602	6,567,226	60,894,153	54,910,936
Gulf	35,979	235,271	284,161	10,182,133	67,788,618	80,262,023
Madang	11,064	141,614	137,802	2,764,579	52,353,671	50,001,252
Manus		19,211	19,362		5,859,065	5,650,859
Milne Bay	9,038	76,178		2,735,388	23,253,499	
Morobe	24,441	310,140	199,826	6,642,970	82,827,842	45,902,000
New Ireland	31,598	394,438	351,621	10,672,744	123,562,752	100,452,440
Oro	7,870	87,140	34,747	2,236,923	25,444,063	8,803,942
West New Britain	98,171	817,245	663,858	29,652,626	239,422,252	176,896,626
West Sepik	74,510	656,358	536,316	37,801,114	298,620,642	260,077,529
Western	52,173	289,353	296,576	14,838,674	79,709,963	81,202,728
<b>Total</b>	<b>420,131</b>	<b>4,040,234</b>	<b>3,270,934</b>	<b>136,841,234</b>	<b>1,266,567,040</b>	<b>1,003,042,516</b>
<b>Monthly mean</b>	<b>420,131</b>	<b>336,686</b>	<b>272,578</b>	<b>136,841,234</b>	<b>105,547,253</b>	<b>83,586,876</b>



# Log Export Volumes and Prices by Destination, Grade and Group, for December/2018

Report printed: 29/01/2019 9:43:23 AM

Destination	Log Grade	Group	Volume m3	FOB US\$	Per Cent by Volume	Ave FOB US\$/m3
<b>China</b>						
	<b>Saw/Veneer</b>					
		1	210,054	21,933,862	57.0%	104
		2	21,236	1,639,190	5.8%	77
		3	45,183	3,220,294	12.3%	71
		4	62,545	4,151,006	17.0%	66
	<i>Total/Mean for Saw/Veneer</i>		<b>339,018</b>	<b>30,944,353</b>	<b>92.0%</b>	<b>91</b>
	<i>Per Cent of Grand Total</i>		<b>80.7%</b>	<b>74.4%</b>		
	<b>Plantation diam 60+ cm: regular</b>					
		2	353	37,723	0.1%	107
	<i>Total/Mean for Plantation diam 60+ cm: regular</i>		<b>353</b>	<b>37,723</b>	<b>0.1%</b>	<b>107</b>
	<i>Per Cent of Grand Total</i>		<b>0.1%</b>	<b>0.1%</b>		
	<b>Plantation diam 50 - 59 cm: small</b>					
		2	735	75,004	0.2%	102
	<i>Total/Mean for Plantation diam 50 - 59 cm: small</i>		<b>735</b>	<b>75,004</b>	<b>0.2%</b>	<b>102</b>
	<i>Per Cent of Grand Total</i>		<b>0.2%</b>	<b>0.2%</b>		
	<b>Plantation diam 40 - 49 cm: super small</b>					
		2	1,355	135,487	0.4%	100
	<i>Total/Mean for Plantation diam 40 - 49 cm: super small</i>		<b>1,355</b>	<b>135,487</b>	<b>0.4%</b>	<b>100</b>
	<i>Per Cent of Grand Total</i>		<b>0.3%</b>	<b>0.3%</b>		
	<b>Plantation diam 30 - 39 cm: baby small</b>					
		2	1,371	126,123	0.4%	92
	<i>Total/Mean for Plantation diam 30 - 39 cm: baby small</i>		<b>1,371</b>	<b>126,123</b>	<b>0.4%</b>	<b>92</b>
	<i>Per Cent of Grand Total</i>		<b>0.3%</b>	<b>0.3%</b>		
	<b>Plantation diam 20 - 29 cm: tiny small</b>					
		2	250	20,482	0.1%	82
	<i>Total/Mean for Plantation diam 20 - 29 cm: tiny small</i>		<b>250</b>	<b>20,482</b>	<b>0.1%</b>	<b>82</b>
	<i>Per Cent of Grand Total</i>		<b>0.1%</b>	<b>0.0%</b>		

Destination	Log Grade	Group	Volume m3	FOB US\$	Per Cent by Volume	Ave FOB US\$/m3
	<b>Low grade</b>					
		1	16,137	750,883	4.4%	47
		2	1,277	53,964	0.3%	42
		3	3,068	126,752	0.8%	41
		4	4,991	225,231	1.4%	45
	<i>Total/Mean for Low grade</i>		<b>25,473</b>	<b>1,156,830</b>	<b>6.9%</b>	<b>45</b>
	<i>Per Cent of Grand Total</i>		<b>6.1%</b>	<b>2.8%</b>		
	<b>Kwila Low Grade</b>					
		1	53	9,842	0.0%	185
	<i>Total/Mean for Kwila Low Grade</i>		<b>53</b>	<b>9,842</b>	<b>0.0%</b>	<b>185</b>
	<i>Per Cent of Grand Total</i>		<b>0.0%</b>	<b>0.0%</b>		
<b>Total/Mean for China</b>			<b>368,608</b>	<b>32,505,844</b>	<b>100.0%</b>	<b>88</b>
<b>Per Cent of Grand Total</b>			<b>87.7%</b>	<b>78.1%</b>		
<b>India</b>						
	<b>Saw/Veneer</b>					
		1	29,522	7,179,545	85.6%	243
		2	300	22,471	0.9%	75
		3	1,827	127,893	5.3%	70
		4	362	23,557	1.1%	65
	<i>Total/Mean for Saw/Veneer</i>		<b>32,011</b>	<b>7,353,466</b>	<b>92.8%</b>	<b>230</b>
	<i>Per Cent of Grand Total</i>		<b>7.6%</b>	<b>17.7%</b>		
	<b>Plantation diam 20 - 29 cm: tiny small</b>					
		1	424	106,076	1.2%	250
	<i>Total/Mean for Plantation diam 20 - 29 cm: tiny small</i>		<b>424</b>	<b>106,076</b>	<b>1.2%</b>	<b>250</b>
	<i>Per Cent of Grand Total</i>		<b>0.1%</b>	<b>0.3%</b>		
	<b>Plantation diam 00 - 19 cm: little small</b>					
		1	124	31,112	0.4%	250
	<i>Total/Mean for Plantation diam 00 - 19 cm: little small</i>		<b>124</b>	<b>31,112</b>	<b>0.4%</b>	<b>250</b>
	<i>Per Cent of Grand Total</i>		<b>0.0%</b>	<b>0.1%</b>		
	<b>Low grade</b>					
		1	1,941	97,038	5.6%	50
	<i>Total/Mean for Low grade</i>		<b>1,941</b>	<b>97,038</b>	<b>5.6%</b>	<b>50</b>
	<i>Per Cent of Grand Total</i>		<b>0.5%</b>	<b>0.2%</b>		
<b>Total/Mean for India</b>			<b>34,501</b>	<b>7,587,692</b>	<b>100.0%</b>	<b>220</b>
<b>Per Cent of Grand Total</b>			<b>8.2%</b>	<b>18.2%</b>		

Destination	Log Grade	Group	Volume m3	FOB US\$	Per Cent by Volume	Ave FOB US\$/m3
<b>Japan</b>						
	Saw/Veneer					
		1	4,651	534,904	100.0%	115
	<i>Total/Mean for Saw/Veneer</i>		<b>4,651</b>	<b>534,904</b>	<b>100.0%</b>	<b>115</b>
	<i>Per Cent of Grand Total</i>		<b>1.1%</b>	<b>1.3%</b>		
<b>Total/Mean for Japan</b>			<b>4,651</b>	<b>534,904</b>	<b>100.0%</b>	<b>115</b>
<b>Per Cent of Grand Total</b>			<b>1.1%</b>	<b>1.3%</b>		
<b>Korea</b>						
	Saw/Veneer					
		1	3,413	309,114	91.8%	91
		3	99	7,411	2.7%	75
	<i>Total/Mean for Saw/Veneer</i>		<b>3,512</b>	<b>316,525</b>	<b>94.4%</b>	<b>90</b>
	<i>Per Cent of Grand Total</i>		<b>0.8%</b>	<b>0.8%</b>		
	Low grade					
		1	175	6,116	4.7%	35
		2	3	90	0.1%	35
		3	22	777	0.6%	35
		4	8	292	0.2%	35
	<i>Total/Mean for Low grade</i>		<b>208</b>	<b>7,275</b>	<b>5.6%</b>	<b>35</b>
	<i>Per Cent of Grand Total</i>		<b>0.0%</b>	<b>0.0%</b>		
<b>Total/Mean for Korea</b>			<b>3,720</b>	<b>323,800</b>	<b>100.0%</b>	<b>87</b>
<b>Per Cent of Grand Total</b>			<b>0.9%</b>	<b>0.8%</b>		
<b>Philippines</b>						
	Saw/Veneer					
		1	1,858	204,430	100.0%	110
	<i>Total/Mean for Saw/Veneer</i>		<b>1,858</b>	<b>204,430</b>	<b>100.0%</b>	<b>110</b>
	<i>Per Cent of Grand Total</i>		<b>0.4%</b>	<b>0.5%</b>		
<b>Total/Mean for Philippines</b>			<b>1,858</b>	<b>204,430</b>	<b>100.0%</b>	<b>110</b>
<b>Per Cent of Grand Total</b>			<b>0.4%</b>	<b>0.5%</b>		
<b>Vietnam</b>						
	Saw/Veneer					
		1	1,300	118,775	19.1%	91
		2	4,033	282,436	59.4%	70
		3	43	3,230	0.6%	75
		4	61	4,299	0.9%	70

Destination	Log Grade	Group	Volume m3	FOB US\$	Per Cent by Volume	Ave FOB US\$/m3
<i>Total/Mean for Saw/Veneer</i>			<b>5,437</b>	<b>408,740</b>	<b>80.0%</b>	<b>75</b>
<i>Per Cent of Grand Total</i>			<b>1.3%</b>	<b>1.0%</b>		
<b>Low grade</b>						
		1	1,211	42,390	17.8%	35
		2	3	117	0.0%	35
		3	93	3,265	1.4%	35
		4	48	1,671	0.7%	35
<i>Total/Mean for Low grade</i>			<b>1,356</b>	<b>47,444</b>	<b>20.0%</b>	<b>35</b>
<i>Per Cent of Grand Total</i>			<b>0.3%</b>	<b>0.1%</b>		
<b>Total/Mean for Vietnam</b>			<b>6,793</b>	<b>456,184</b>	<b>100.0%</b>	<b>67</b>
<b>Per Cent of Grand Total</b>			<b>1.6%</b>	<b>1.1%</b>		
<b>Grand Total:</b>			<b>420,131</b>	<b>41,612,854</b>		<b>99</b>





## Log Export Volumes and Prices by Destination and Grade for Group 1 Species, for December/2018

Report printed: 29/01/2019 9:43:32 AM

Destination	Log Grade	Species	Volume m3	FOB US\$	Per Cent by Volume	Ave FOB US\$/m3
<b>China</b>						
	<b>Saw/Veneer</b>					
		PNG Mersawa	3,430	356,730	1.5%	104
		Erima	6,301	546,121	2.8%	87
		Grey Canarium	2,498	216,110	1.1%	87
		Hekakoro	1,039	93,491	0.5%	90
		Kwila	8,569	2,150,061	3.8%	251
		Lophopetallum/Perupok	1,217	101,901	0.5%	84
		Calophyllum	18,956	2,070,272	8.4%	109
		Pencil Cedar	12,388	1,327,038	5.5%	107
		Burckella	6,365	546,560	2.8%	86
		PNG Walnut	6,928	593,117	3.1%	86
		Red Canarium	12,953	1,106,664	5.7%	85
		Red Planchonella	1,054	88,616	0.5%	84
		Taun	69,431	7,660,500	30.7%	110
		Terminalia	22,510	1,901,876	9.9%	84
		White Planchonella	3,029	266,465	1.3%	88
		Malas	25,021	2,187,323	11.1%	87
		Dillenia	8,364	721,016	3.7%	86
		<b>Total/Mean for Saw/Veneer</b>	<b>210,054</b>	<b>21,933,862</b>	<b>92.8%</b>	<b>104</b>
		<b>Per Cent of Grand Total</b>	<b>77.5%</b>	<b>70.0%</b>		
	<b>Low grade</b>					
		Pencil Cedar	631	25,191	0.3%	40
		Burckella	183	6,898	0.1%	38
		Calophyllum	2,534	104,590	1.1%	41
		Dillenia	42	2,112	0.0%	50
		Erima	134	6,854	0.1%	51
		Grey Canarium	184	6,591	0.1%	36
		Kwila	74	2,578	0.0%	35
		Malas	488	26,606	0.2%	55
		PNG Walnut	540	25,368	0.2%	47
		Red Canarium	466	17,513	0.2%	38
		Red Planchonella	45	1,730	0.0%	39

Destination	Log Grade	Species	Volume m3	FOB US\$	Per Cent by Volume	Ave FOB US\$/m3
		Taun	9,069	447,301	4.0%	49
		Terminalia	1,453	66,968	0.6%	46
		White Planchonella	105	3,919	0.0%	37
		Lophopetallum/Perupok	190	6,663	0.1%	35
		<b>Total/Mean for Low grade</b>	<b>16,137</b>	<b>750,883</b>	<b>7.1%</b>	<b>47</b>
		<b>Per Cent of Grand Total</b>	<b>6.0%</b>	<b>2.4%</b>		
		<b>Kwila Low Grade</b>				
		Kwila	53	9,842	0.0%	185
		<b>Total/Mean for Kwila Low Grade</b>	<b>53</b>	<b>9,842</b>	<b>0.0%</b>	<b>185</b>
		<b>Per Cent of Grand Total</b>	<b>0.0%</b>	<b>0.0%</b>		
<b>Total/Mean for China</b>			<b>226,244</b>	<b>22,694,586</b>	<b>100.0%</b>	<b>100</b>
<b>Per Cent of Grand Total</b>			<b>83.5%</b>	<b>72.5%</b>		
<b>India</b>						
		<b>Saw/Veneer</b>				
		Dillenia	20	1,691	0.1%	85
		Burckella	125	10,591	0.4%	85
		Kwila	26,706	6,889,814	83.4%	258
		PNG Mersawa	825	86,606	2.6%	105
		Taun	1,692	177,624	5.3%	105
		Terminalia	156	13,218	0.5%	85
		<b>Total/Mean for Saw/Veneer</b>	<b>29,522</b>	<b>7,179,545</b>	<b>92.2%</b>	<b>243</b>
		<b>Per Cent of Grand Total</b>	<b>10.9%</b>	<b>22.9%</b>		
		<b>Plantation diam 20 - 29 cm: tiny small</b>				
		Teak (b) tiny small (plntn)	424	106,076	1.3%	250
		<b>Total/Mean for Plantation diam 20 - 29 cm: tiny small</b>	<b>424</b>	<b>106,076</b>	<b>1.3%</b>	<b>250</b>
		<b>Per Cent of Grand Total</b>	<b>0.2%</b>	<b>0.3%</b>		
		<b>Plantation diam 00 - 19 cm: little small</b>				
		Teak (a) little small (plntn)	124	31,112	0.4%	250
		<b>Total/Mean for Plantation diam 00 - 19 cm: little small</b>	<b>124</b>	<b>31,112</b>	<b>0.4%</b>	<b>250</b>
		<b>Per Cent of Grand Total</b>	<b>0.0%</b>	<b>0.1%</b>		
		<b>Low grade</b>				
		PNG Mersawa	1,941	97,038	6.1%	50
		<b>Total/Mean for Low grade</b>	<b>1,941</b>	<b>97,038</b>	<b>6.1%</b>	<b>50</b>
		<b>Per Cent of Grand Total</b>	<b>0.7%</b>	<b>0.3%</b>		
<b>Total/Mean for India</b>			<b>32,012</b>	<b>7,413,771</b>	<b>100.0%</b>	<b>232</b>
<b>Per Cent of Grand Total</b>			<b>11.8%</b>	<b>23.7%</b>		

Destination	Log Grade	Species	Volume m3	FOB US\$	Per Cent by Volume	Ave FOB US\$/m3
<b>Japan</b>						
	Saw/Veneer					
		PNG Mersawa	4,651	534,904	100.0%	115
	<i>Total/Mean for Saw/Veneer</i>		<b>4,651</b>	<b>534,904</b>	<b>100.0%</b>	<b>115</b>
	<i>Per Cent of Grand Total</i>		<i>1.7%</i>	<i>1.7%</i>		
<b>Total/Mean for Japan</b>			<b>4,651</b>	<b>534,904</b>	<b>100.0%</b>	<b>115</b>
<b>Per Cent of Grand Total</b>			<b>1.7%</b>	<b>1.7%</b>		
<b>Korea</b>						
	Saw/Veneer					
		Kwila	42	10,427	1.2%	250
		Malas	2,681	241,278	74.7%	90
		Dillenia	259	20,724	7.2%	80
		Burckella	432	36,685	12.0%	85
	<i>Total/Mean for Saw/Veneer</i>		<b>3,413</b>	<b>309,114</b>	<b>95.1%</b>	<b>91</b>
	<i>Per Cent of Grand Total</i>		<i>1.3%</i>	<i>1.0%</i>		
	Low grade					
		Burckella	7	262	0.2%	35
		Red Canarium	10	355	0.3%	35
		Taun	32	1,106	0.9%	35
		Terminalia	9	318	0.3%	35
		Malas	11	378	0.3%	35
		Dillenia	78	2,722	2.2%	35
		Calophyllum	15	536	0.4%	35
		Pencil Cedar	13	440	0.4%	35
	<i>Total/Mean for Low grade</i>		<b>175</b>	<b>6,116</b>	<b>4.9%</b>	<b>35</b>
	<i>Per Cent of Grand Total</i>		<i>0.1%</i>	<i>0.0%</i>		
<b>Total/Mean for Korea</b>			<b>3,588</b>	<b>315,230</b>	<b>100.0%</b>	<b>88</b>
<b>Per Cent of Grand Total</b>			<b>1.3%</b>	<b>1.0%</b>		
<b>Philippines</b>						
	Saw/Veneer					
		Taun	1,858	204,430	100.0%	110
	<i>Total/Mean for Saw/Veneer</i>		<b>1,858</b>	<b>204,430</b>	<b>100.0%</b>	<b>110</b>
	<i>Per Cent of Grand Total</i>		<i>0.7%</i>	<i>0.7%</i>		
<b>Total/Mean for Philippines</b>			<b>1,858</b>	<b>204,430</b>	<b>100.0%</b>	<b>110</b>
<b>Per Cent of Grand Total</b>			<b>0.7%</b>	<b>0.7%</b>		
<b>Vietnam</b>						

Destination	Log Grade	Species	Volume m3	FOB US\$	Per Cent by Volume	Ave FOB US\$/m3
	<b>Saw/Veneer</b>					
		Burckella	303	27,859	12.1%	92
		Calophyllum	122	13,453	4.9%	110
		Dillenia	711	60,446	28.3%	85
		Red Canarium	12	1,078	0.5%	92
		Taun	109	12,011	4.3%	110
		Malas	43	3,927	1.7%	92
		<b>Total/Mean for Saw/Veneer</b>	<b>1,300</b>	<b>118,775</b>	<b>51.8%</b>	<b>91</b>
		<b>Per Cent of Grand Total</b>	<b>0.5%</b>	<b>0.4%</b>		
	<b>Low grade</b>					
		Taun	457	15,981	18.2%	35
		Grey Canarium	1	32	0.0%	35
		Terminalia	57	1,981	2.3%	35
		Red Canarium	57	1,984	2.3%	35
		PNG Walnut	54	1,897	2.2%	35
		Pencil Cedar	30	1,067	1.2%	35
		Kwila	3	106	0.1%	35
		Dillenia	161	5,621	6.4%	35
		Calophyllum	172	6,010	6.8%	35
		Burckella	211	7,373	8.4%	35
		Malas	10	340	0.4%	35
		<b>Total/Mean for Low grade</b>	<b>1,211</b>	<b>42,390</b>	<b>48.2%</b>	<b>35</b>
		<b>Per Cent of Grand Total</b>	<b>0.4%</b>	<b>0.1%</b>		
<b>Total/Mean for Vietnam</b>			<b>2,511</b>	<b>161,165</b>	<b>100.0%</b>	<b>64</b>
<b>Per Cent of Grand Total</b>			<b>0.9%</b>	<b>0.5%</b>		
<b>Grand Total:</b>			<b>270,865</b>	<b>31,324,085</b>		<b>116</b>



# Monthly Discrepancy Report for Shipments Exported during December / 2018

Date printed: 29/01/2019 9:43:44 AM

The following is a list of discrepancies found as a result of detection of 'undeclared' logs in the export stacks and also logs with mis-identified species, for each shipment of logs exported during the month. Each discrepancy is evaluated for its economic impact in terms of revenue which would have been effectively lost to Papua New Guinea had the discrepancy not been detected.

## A) Discrepancies by Shipment

<b>SGS Reference Number :</b>	23416	<b>PNGFA Permit Number :</b>	1810069
<b>Ship Name :</b>	Run Fu 7	<b>Shipped Volume :</b>	4763.076
<b>Exporting Company :</b>	Summit Agriculture Ltd	<b>Export Date :</b>	04/12/2018
<b>Project :</b>	Lower Sepik (LFA 11-01)	<b>Inspection Report Date :</b>	17/12/2018

Discrepancy Type	---- Discrepant----		Avg Price (USD FOB)	----- Value to PNG (K) -----			
	Volume	Pieces		Duty	Levy	Forex	Co. Tax
Misdeclaration of Species / Specie Misidentified	16	4	85.00				
<b>Shipment Total</b>	<b>16</b>	<b>4</b>	<b>85.00</b>				

<b>SGS Reference Number :</b>	23427	<b>PNGFA Permit Number :</b>	1810104
<b>Ship Name :</b>	Trump SW	<b>Shipped Volume :</b>	2626.424
<b>Exporting Company :</b>	Niugini International Corporation Ltd	<b>Export Date :</b>	18/12/2018
<b>Project :</b>	Vailala Block 1 (10214)	<b>Inspection Report Date :</b>	21/12/2018

Discrepancy Type	---- Discrepant----		Avg Price (USD FOB)	----- Value to PNG (K) -----			
	Volume	Pieces		Duty	Levy	Forex	Co. Tax
Undeclared Logs noted at Loading	5	2	90.00	612	38	1,413	424
<b>Shipment Total</b>	<b>5</b>	<b>2</b>	<b>90.00</b>	<b>612</b>	<b>38</b>	<b>1,413</b>	<b>424</b>

<b>SGS Reference Number :</b>	23430	<b>PNGFA Permit Number :</b>	1810068
<b>Ship Name :</b>	Run Fu 7	<b>Shipped Volume :</b>	6544.646
<b>Exporting Company :</b>	Global Elite Ltd	<b>Export Date :</b>	04/12/2018
<b>Project :</b>	Wammy Rural Development Pro. (F	<b>Inspection Report Date :</b>	17/12/2019

Discrepancy Type	---- Discrepant----		Avg Price (USD FOB)	----- Value to PNG (K) -----			
	Volume	Pieces		Duty	Levy	Forex	Co. Tax
Misdeclaration of Species / Specie Misidentified	22	10	78.59				
<b>Shipment Total</b>	<b>22</b>	<b>10</b>	<b>78.59</b>				

**SGS Reference Number :** 23431 **PNGFA Permit Number :** 1810067  
**Ship Name :** Run Fu 7 **Shipped Volume :** 5383.01  
**Exporting Company :** Continental Alliance Ltd **Export Date :** 04/12/2018  
**Project :** Meander May Valley int.Agr. (FCA 1 **Inspection Report Date :** 17/12/2018

Discrepancy Type	---- Discrepant----		Avg Price (USD FOB)	----- Value to PNG (K) -----			
	Volume	Pieces		Duty	Levy	Forex	Co. Tax
Misdeclaration of Species / Specie Misidentified	32	11	88.19				
Undeclared Logs noted at Loading	6	2	85.00	674	46	1,596	479
<b>Shipment Total</b>	<b>38</b>	<b>13</b>	<b>87.71</b>	<b>674</b>	<b>46</b>	<b>1,596</b>	<b>479</b>

**SGS Reference Number :** 23464 **PNGFA Permit Number :** 1810154  
**Ship Name :** En Ocean **Shipped Volume :** 3297.406  
**Exporting Company :** Niugini International Corporation Ltd **Export Date :** 14/12/2018  
**Project :** Turama (10212) **Inspection Report Date :** 28/11/2018

Discrepancy Type	---- Discrepant----		Avg Price (USD FOB)	----- Value to PNG (K) -----			
	Volume	Pieces		Duty	Levy	Forex	Co. Tax
Misdeclaration of Species / Specie Misidentified	26	13	83.26				
<b>Shipment Total</b>	<b>26</b>	<b>13</b>	<b>83.26</b>				

**SGS Reference Number :** 23482 **PNGFA Permit Number :** 1810064  
**Ship Name :** Qi Chen **Shipped Volume :** 8155.401  
**Exporting Company :** Madang Timbers Ltd **Export Date :** 12/12/2018  
**Project :** Middle Ramu Block 1 (FMA 12-23) **Inspection Report Date :** 09/01/2018

Discrepancy Type	---- Discrepant----		Avg Price (USD FOB)	----- Value to PNG (K) -----			
	Volume	Pieces		Duty	Levy	Forex	Co. Tax
Misdeclaration of Species / Specie Misidentified	14	3	72.75				
<b>Shipment Total</b>	<b>14</b>	<b>3</b>	<b>72.75</b>				

**SGS Reference Number :** 23492 **PNGFA Permit Number :** 1809125  
**Ship Name :** Yamtai **Shipped Volume :** 15301.264  
**Exporting Company :** Bismark Industries Ltd **Export Date :** 07/12/2018  
**Project :** Kapuluk Timber Project (11450) **Inspection Report Date :** 07/01/2019

Discrepancy Type	---- Discrepant----		Avg Price (USD FOB)	----- Value to PNG (K) -----			
	Volume	Pieces		Duty	Levy	Forex	Co. Tax
Misdeclaration of Species / Specie Misidentified	15	5	121.83				
<b>Shipment Total</b>	<b>15</b>	<b>5</b>	<b>121.83</b>				

<b>SGS Reference Number :</b>	23504	<b>PNGFA Permit Number :</b>	1811029
<b>Ship Name :</b>	En Ocean	<b>Shipped Volume :</b>	1503.252
<b>Exporting Company :</b>	Niugini International Corporation Ltd	<b>Export Date :</b>	14/12/2018
<b>Project :</b>	Turama (10212)	<b>Inspection Report Date :</b>	28/11/2018

Discrepancy Type	---- Discrepant----		Avg Price (USD FOB)	----- Value to PNG (K) -----			
	Volume	Pieces		Duty	Levy	Forex	Co. Tax
Misdeclaration of Species / Specie Misidentified	2	1	90.00				
<b>Shipment Total</b>	<b>2</b>	<b>1</b>	<b>90.00</b>				

<b>SGS Reference Number :</b>	23513	<b>PNGFA Permit Number :</b>	1811048
<b>Ship Name :</b>	En Ocean	<b>Shipped Volume :</b>	2000.509
<b>Exporting Company :</b>	Niugini International Corporation Ltd	<b>Export Date :</b>	14/12/2018
<b>Project :</b>	Vailala Block 1 (10214)	<b>Inspection Report Date :</b>	21/12/2018

Discrepancy Type	---- Discrepant----		Avg Price (USD FOB)	----- Value to PNG (K) -----			
	Volume	Pieces		Duty	Levy	Forex	Co. Tax
Undeclared Logs noted at Loading	2	1	75.00	180	15	455	136
<b>Shipment Total</b>	<b>2</b>	<b>1</b>	<b>75.00</b>	<b>180</b>	<b>15</b>	<b>455</b>	<b>136</b>

<b>SGS Reference Number :</b>	23531	<b>PNGFA Permit Number :</b>	1811055
<b>Ship Name :</b>	Sino 5	<b>Shipped Volume :</b>	6774.816
<b>Exporting Company :</b>	DD Investment Ltd	<b>Export Date :</b>	01/12/2018
<b>Project :</b>	Bewani, Mushu (21001)	<b>Inspection Report Date :</b>	07/12/2018

Discrepancy Type	---- Discrepant----		Avg Price (USD FOB)	----- Value to PNG (K) -----			
	Volume	Pieces		Duty	Levy	Forex	Co. Tax
Misdeclaration of Species / Specie Misidentified	6	3	75.00				
Undeclared Logs noted at Loading	32	8	93.66	4,374	258	9,927	2,978
<b>Shipment Total</b>	<b>38</b>	<b>11</b>	<b>90.68</b>	<b>4,374</b>	<b>258</b>	<b>9,927</b>	<b>2,978</b>

<b>SGS Reference Number :</b>	23538	<b>PNGFA Permit Number :</b>	1811070
<b>Ship Name :</b>	Qi Chen	<b>Shipped Volume :</b>	2908.945
<b>Exporting Company :</b>	Madang Timbers Ltd	<b>Export Date :</b>	12/12/2018
<b>Project :</b>	Middle Ramu Block 1 (FMA 12-23)	<b>Inspection Report Date :</b>	09/01/2019

Discrepancy Type	---- Discrepant----		Avg Price (USD FOB)	----- Value to PNG (K) -----			
	Volume	Pieces		Duty	Levy	Forex	Co. Tax
Misdeclaration of Species / Specie Misidentified	15	6	75.03				
<b>Shipment Total</b>	<b>15</b>	<b>6</b>	<b>75.03</b>				

<b>SGS Reference Number :</b>	23541	<b>PNGFA Permit Number :</b>	1811076
<b>Ship Name :</b>	Sea Wise	<b>Shipped Volume :</b>	4975.33
<b>Exporting Company :</b>	Amanab Forest Products Ltd	<b>Export Date :</b>	12/12/2018
<b>Project :</b>	Amanab Blocks 1-4 FMA (61001)	<b>Inspection Report Date :</b>	17/12/2018

Discrepancy Type	---- Discrepant----		Avg Price (USD FOB)	----- Value to PNG (K) -----			----- Co. Tax
	Volume	Pieces		Duty	Levy	Forex	
Misdeclaration of Species / Specie Misidentified	15	4	61.31				
<b>Shipment Total</b>	<b>15</b>	<b>4</b>	<b>61.31</b>				

<b>SGS Reference Number :</b>	23543	<b>PNGFA Permit Number :</b>	1811067
<b>Ship Name :</b>	Sea Wise	<b>Shipped Volume :</b>	9860.877
<b>Exporting Company :</b>	Amanab Forest Products Ltd	<b>Export Date :</b>	12/12/2018
<b>Project :</b>	Amanab Blocks 1-4 FMA (61001)	<b>Inspection Report Date :</b>	17/12/2019

Discrepancy Type	---- Discrepant----		Avg Price (USD FOB)	----- Value to PNG (K) -----			----- Co. Tax
	Volume	Pieces		Duty	Levy	Forex	
Misdeclaration of Species / Specie Misidentified	23	9	80.61				
<b>Shipment Total</b>	<b>23</b>	<b>9</b>	<b>80.61</b>				

<b>SGS Reference Number :</b>	23546	<b>PNGFA Permit Number :</b>	1811083
<b>Ship Name :</b>	Yong Feng	<b>Shipped Volume :</b>	7008.224
<b>Exporting Company :</b>	Millionplus Corporation Ltd	<b>Export Date :</b>	24/12/2018
<b>Project :</b>	Konoagil Inter.Agri.Proj. (FCA 16-03)	<b>Inspection Report Date :</b>	09/01/2019

Discrepancy Type	---- Discrepant----		Avg Price (USD FOB)	----- Value to PNG (K) -----			----- Co. Tax
	Volume	Pieces		Duty	Levy	Forex	
Misdeclaration of Species / Specie Misidentified	25	4	107.59				
<b>Shipment Total</b>	<b>25</b>	<b>4</b>	<b>107.59</b>				

<b>SGS Reference Number :</b>	23547	<b>PNGFA Permit Number :</b>	1811088
<b>Ship Name :</b>	Run Fu 7	<b>Shipped Volume :</b>	4853.67
<b>Exporting Company :</b>	Oro Wood Industry Ltd	<b>Export Date :</b>	17/12/2018
<b>Project :</b>	Kamusi Saiho (TP 5-11)	<b>Inspection Report Date :</b>	28/12/2018

Discrepancy Type	---- Discrepant----		Avg Price (USD FOB)	----- Value to PNG (K) -----			----- Co. Tax
	Volume	Pieces		Duty	Levy	Forex	
Misdeclaration of Species / Specie Misidentified	49	22	103.29				
<b>Shipment Total</b>	<b>49</b>	<b>22</b>	<b>103.29</b>				

<b>SGS Reference Number :</b>	23548	<b>PNGFA Permit Number :</b>	1811087
<b>Ship Name :</b>	Run Fu 7	<b>Shipped Volume :</b>	3016.64
<b>Exporting Company :</b>	Oro Wood Industry Ltd	<b>Export Date :</b>	17/12/2018
<b>Project :</b>	Kamusi Saiho (TP 5-11)	<b>Inspection Report Date :</b>	28/12/2018

Discrepancy Type	---- Discrepant----		Avg Price (USD FOB)	----- Value to PNG (K) -----			----- Co. Tax
	Volume	Pieces		Duty	Levy	Forex	
Misdeclaration of Species / Specie Misidentified	49	22	103.29				
<b>Shipment Total</b>	<b>49</b>	<b>22</b>	<b>103.29</b>				



Undeclared Logs noted at Loading	7	2	85.00	865	59	2,047	614
<b>Shipment Total</b>	<b>7</b>	<b>2</b>	<b>85.00</b>	<b>865</b>	<b>59</b>	<b>2,047</b>	<b>614</b>

<b>SGS Reference Number :</b>	23558	<b>PNGFA Permit Number :</b>	1811106
<b>Ship Name :</b>	Ho Bao	<b>Shipped Volume :</b>	6591.867
<b>Exporting Company :</b>	Viva Success Ltd	<b>Export Date :</b>	25/12/2018
<b>Project :</b>	Central New Ireland (11642)	<b>Inspection Report Date :</b>	18/01/2019

Discrepancy Type	---- Discrepant----		Avg Price (USD FOB)	----- Value to PNG (K) -----			
	Volume	Pieces		Duty	Levy	Forex	Co. Tax
Undeclared Logs noted at Loading	2	1	85.00	217	15	513	154
<b>Shipment Total</b>	<b>2</b>	<b>1</b>	<b>85.00</b>	<b>217</b>	<b>15</b>	<b>513</b>	<b>154</b>

<b>SGS Reference Number :</b>	23574	<b>PNGFA Permit Number :</b>	1811139
<b>Ship Name :</b>	Harmony 1 & 2	<b>Shipped Volume :</b>	4826.631
<b>Exporting Company :</b>	Samas Ltd	<b>Export Date :</b>	19/12/2018
<b>Project :</b>	Aitape Lumi Consolidated FMA (610)	<b>Inspection Report Date :</b>	24/12/2018

Discrepancy Type	---- Discrepant----		Avg Price (USD FOB)	----- Value to PNG (K) -----			
	Volume	Pieces		Duty	Levy	Forex	Co. Tax
Misdeclaration of Species / Specie Misidentified	42	12	70.44				
<b>Shipment Total</b>	<b>42</b>	<b>12</b>	<b>70.44</b>				

<b>SGS Reference Number :</b>	23576	<b>PNGFA Permit Number :</b>	1811146
<b>Ship Name :</b>	Run Fu 6	<b>Shipped Volume :</b>	3681.482
<b>Exporting Company :</b>	Super Green Limited	<b>Export Date :</b>	21/12/2018
<b>Project :</b>	Ormand Lako TRP Project (TP3-30)	<b>Inspection Report Date :</b>	27/02/2019

Discrepancy Type	---- Discrepant----		Avg Price (USD FOB)	----- Value to PNG (K) -----			
	Volume	Pieces		Duty	Levy	Forex	Co. Tax
Undeclared Logs noted at Loading	4	1	80.00	392	29	955	287
<b>Shipment Total</b>	<b>4</b>	<b>1</b>	<b>80.00</b>	<b>392</b>	<b>29</b>	<b>955</b>	<b>287</b>

<b>SGS Reference Number :</b>	23578	<b>PNGFA Permit Number :</b>	1811145
<b>Ship Name :</b>	Run Fu 6	<b>Shipped Volume :</b>	4018.691
<b>Exporting Company :</b>	Super Green Limited	<b>Export Date :</b>	31/12/2018
<b>Project :</b>	Ormand Lako TRP Project (TP3-30)	<b>Inspection Report Date :</b>	20/02/2019

Discrepancy Type	---- Discrepant----		Avg Price (USD FOB)	----- Value to PNG (K) -----			
	Volume	Pieces		Duty	Levy	Forex	Co. Tax
Undeclared Logs noted at Loading	3	1	70.00	286	26	750	225
<b>Shipment Total</b>	<b>3</b>	<b>1</b>	<b>70.00</b>	<b>286</b>	<b>26</b>	<b>750</b>	<b>225</b>

**SGS Reference Number :** 23579 **PNGFA Permit Number :** 1811133  
**Ship Name :** Run Fu 3 **Shipped Volume :** 4840.5  
**Exporting Company :** Laloani No 8. Limited **Export Date :** 10/12/2018  
**Project :** Dengnenge "A"Int, Agri Proj (FCA 1 **Inspection Report Date :** 17/12/2018

Discrepancy Type	---- Discrepant----		Avg Price (USD FOB)	----- Value to PNG (K) -----			
	Volume	Pieces		Duty	Levy	Forex	Co. Tax
Misdeclaration of Species / Specie Misidentified	12	5	79.76				
<b>Shipment Total</b>	<b>12</b>	<b>5</b>	<b>79.76</b>				

**SGS Reference Number :** 23589 **PNGFA Permit Number :** 1811132  
**Ship Name :** Sea Wise **Shipped Volume :** 4043.745  
**Exporting Company :** Woodbank Pacific Ltd **Export Date :** 20/12/2018  
**Project :** Vanimo TRP TP 10-8 **Inspection Report Date :** 17/12/2018

Discrepancy Type	---- Discrepant----		Avg Price (USD FOB)	----- Value to PNG (K) -----			
	Volume	Pieces		Duty	Levy	Forex	Co. Tax
Misdeclaration of Species / Specie Misidentified	2	1	85.00				
<b>Shipment Total</b>	<b>2</b>	<b>1</b>	<b>85.00</b>				

**SGS Reference Number :** 23606 **PNGFA Permit Number :** 1812001  
**Ship Name :** Run Fu 5 **Shipped Volume :** 5481.955  
**Exporting Company :** Pacific Green Forest Ltd **Export Date :** 20/12/2018  
**Project :** Walsa Inter. Agriculture Pro. (FCA1 **Inspection Report Date :** 07/01/2019

Discrepancy Type	---- Discrepant----		Avg Price (USD FOB)	----- Value to PNG (K) -----			
	Volume	Pieces		Duty	Levy	Forex	Co. Tax
Undeclared Logs noted at Loading	76	18	70.55	6,696	604	17,501	5,250
Undeclared Logs noted at preshipment	33	13	145.45	7,998	266	15,883	4,765
<b>Shipment Total</b>	<b>109</b>	<b>31</b>	<b>93.44</b>	<b>14,694</b>	<b>870</b>	<b>33,383</b>	<b>10,015</b>

**SGS Reference Number :** 23610 **PNGFA Permit Number :** 1812013  
**Ship Name :** Rattana Naree **Shipped Volume :** 2631.095  
**Exporting Company :** Everwin Enterprises Limited **Export Date :** 14/12/2018  
**Project :** Kui - Buso Consolidated TRP (TP-1 **Inspection Report Date :** 04/02/2019

Discrepancy Type	---- Discrepant----		Avg Price (USD FOB)	----- Value to PNG (K) -----			
	Volume	Pieces		Duty	Levy	Forex	Co. Tax
Undeclared Logs noted at Loading	4	3	89.18	554	35	1,284	385
<b>Shipment Total</b>	<b>4</b>	<b>3</b>	<b>89.18</b>	<b>554</b>	<b>35</b>	<b>1,284</b>	<b>385</b>

**SGS Reference Number :** 23612 **PNGFA Permit Number :** 1811128  
**Ship Name :** Yamtai **Shipped Volume :** 7699.913  
**Exporting Company :** Sentawan (PNG) Ltd **Export Date :** 22/12/2018  
**Project :** DANFU Block 12,13,14,15&18 (116 **Inspection Report Date :** 27/02/2019

Discrepancy Type	---- Discrepant----		Avg Price (USD FOB)	----- Value to PNG (K) -----			
	Volume	Pieces		Duty	Levy	Forex	Co. Tax

Misdeclaration of Species / Specie Misidentified	17	6	105.00				
Undeclared Logs noted at Loading	9	1	85.00	1,072	73	2,538	761
<b>Shipment Total</b>	<b>26</b>	<b>7</b>	<b>97.95</b>	<b>1,072</b>	<b>73</b>	<b>2,538</b>	<b>761</b>

**SGS Reference Number :** 23619 **PNGFA Permit Number :** 1812035  
**Ship Name :** Run Fu 3 **Shipped Volume :** 8384.527  
**Exporting Company :** KL Connections Ltd **Export Date :** 17/12/2018  
**Project :** Makolkol Intergrated Agri. (FCA 15- **Inspection Report Date :** 18/02/2019

Discrepancy Type	---- Discrepant----		Avg Price (USD FOB)	----- Value to PNG (K) -----			
	Volume	Pieces		Duty	Levy	Forex	Co. Tax
Misdeclaration of Species / Specie Misidentified	17	6	105.00				
<b>Shipment Total</b>	<b>17</b>	<b>6</b>	<b>105.00</b>				

**SGS Reference Number :** 23630 **PNGFA Permit Number :** 1811157  
**Ship Name :** Atalante **Shipped Volume :** 10445.733  
**Exporting Company :** Amanab Forest Products Ltd **Export Date :** 16/12/2018  
**Project :** Amanab Blocks 1-4 FMA (61001) **Inspection Report Date :** 18/12/2019

Discrepancy Type	---- Discrepant----		Avg Price (USD FOB)	----- Value to PNG (K) -----			
	Volume	Pieces		Duty	Levy	Forex	Co. Tax
Misdeclaration of Species / Specie Misidentified	8	1	260.00				
Undeclared Logs noted at Loading	23	3	260.00	11,021	186	19,902	5,971
<b>Shipment Total</b>	<b>31</b>	<b>4</b>	<b>260.00</b>	<b>11,021</b>	<b>186</b>	<b>19,902</b>	<b>5,971</b>

**SGS Reference Number :** 23631 **PNGFA Permit Number :** 1812019  
**Ship Name :** Bao An **Shipped Volume :** 5221.403  
**Exporting Company :** Bewani Forest Product Ltd **Export Date :** 22/12/2018  
**Project :** W/Sepik Prov. (Portion 160C, FCA **Inspection Report Date :** 07/01/2019

Discrepancy Type	---- Discrepant----		Avg Price (USD FOB)	----- Value to PNG (K) -----			
	Volume	Pieces		Duty	Levy	Forex	Co. Tax
Misdeclaration of Species / Specie Misidentified	3	1	100.00				
<b>Shipment Total</b>	<b>3</b>	<b>1</b>	<b>100.00</b>				

Total Number of Discrepancies = 116  
 Total Number of Shipments with Discrepancies = 28

---



---

## B) Summary by Discrepancy Type

Discrepancy Type	-- Discrepant --		Avg Price (USD) FOB	----- Value to PNG (K'000) -----			
	Volume	Pieces		Duty	Levy	Forex	Co. Tax
Misdeclaration of Species / Specie Misidentified	360	127	91.83				
Undeclared Logs noted at Loading	173	43	103.63	27	1	59	18
Undeclared Logs noted at preshipment	33	13	145.45	8		16	5
<b>Month Total</b>	<b>566</b>	<b>183</b>	<b>98.58</b>	<b>35</b>	<b>2</b>	<b>75</b>	<b>22</b>

---



## Shipment Duty Calculation Comparison Summary for December / 2018

Date printed: 29/01/2019 9:43:51 AM

Co. Grouping / Exporter	SGS Ref Number	PNGFA Permit	Date Exported	Volume Exported (m3)			FOB Value (Kina)			FOB Value (USD)			Levy (Kina)			Duty Payable (K)			Duty Paid (K)	Difference SGS-Paid
				Invoice	SGS	Diff.	Invoice	SGS	Difference	Invoice	SGS	Difference	SGS	Paid	Diff.	Invoice	SGS			
<b>Co. Grouping: Agri Bisnis Ltd</b>																				
Agri Bisnis Ltd	23551	181108	10/12/2018	8,775	8,775		2,353,721	2,353,721		716,708	716,708		70,204	70,204		746,736	746,736		746,736	
<b>Totals for 1 Shipments</b>				<b>8,775</b>	<b>8,775</b>		<b>2,353,721</b>	<b>2,353,721</b>		<b>716,708</b>	<b>716,708</b>		<b>70,204</b>	<b>70,204</b>		<b>746,736</b>	<b>746,736</b>		<b>746,736</b>	
<b>Totals for Agri Bisnis Ltd, 1 Shipments</b>				<b>8,775</b>	<b>8,775</b>		<b>2,353,721</b>	<b>2,353,721</b>		<b>716,708</b>	<b>716,708</b>		<b>70,204</b>	<b>70,204</b>		<b>746,736</b>	<b>746,736</b>		<b>746,736</b>	
<b>Co. Grouping: Allied Success International Limited</b>																				
Allied Success International Limited	23571	181113	10/12/2018	2,345	2,345		776,602	776,602		236,475	236,475		18,761	18,761		265,706	265,706		265,706	
<b>Totals for 1 Shipments</b>				<b>2,345</b>	<b>2,345</b>		<b>776,602</b>	<b>776,602</b>		<b>236,475</b>	<b>236,475</b>		<b>18,761</b>	<b>18,761</b>		<b>265,706</b>	<b>265,706</b>		<b>265,706</b>	
<b>Totals for Allied Success International Limited, 1 Shipments</b>				<b>2,345</b>	<b>2,345</b>		<b>776,602</b>	<b>776,602</b>		<b>236,475</b>	<b>236,475</b>		<b>18,761</b>	<b>18,761</b>		<b>265,706</b>	<b>265,706</b>		<b>265,706</b>	
<b>Co. Grouping: Amanab 56 Timber Investments Ltd</b>																				
Amanab 56 Timber Investments Ltd	23588	181113	28/12/2018	5,150	5,150		4,228,253	4,228,253		1,287,503	1,287,503		41,200	41,200		1,722,844	1,722,844		1,722,844	
<b>Totals for 1 Shipments</b>				<b>5,150</b>	<b>5,150</b>		<b>4,228,253</b>	<b>4,228,253</b>		<b>1,287,503</b>	<b>1,287,503</b>		<b>41,200</b>	<b>41,200</b>		<b>1,722,844</b>	<b>1,722,844</b>		<b>1,722,844</b>	
<b>Totals for Amanab 56 Timber Investments Ltd, 1 Shipments</b>				<b>5,150</b>	<b>5,150</b>		<b>4,228,253</b>	<b>4,228,253</b>		<b>1,287,503</b>	<b>1,287,503</b>		<b>41,200</b>	<b>41,200</b>		<b>1,722,844</b>	<b>1,722,844</b>		<b>1,722,844</b>	
<b>Co. Grouping: Amanab Forest Products Ltd</b>																				
Woodbank Pacific Ltd	23589	181113	20/12/2018	4,044	4,044		1,109,639	1,109,639		337,885	337,885		32,350	32,350		344,236	344,236		344,236	
	23626	181201	08/12/2018	600	600		512,717	512,717		156,122	156,122		4,804	4,804		283,927	283,927		210,352	73,575

Co. Grouping / Exporter	SGS Ref	PNGFA	Date	Volume Exported (m3)		FOB Value (Kina)			FOB Value (USD)			Levy (Kina)			Duty Payable (K)			Duty	Difference SGS-Paid
	Number	Permit	Exported	Invoice	SGS Diff.	Invoice	SGS	Difference	Invoice	SGS	Difference	SGS	Paid	Diff.	Invoice	SGS	Paid (K)		
Woodbank Pacific Ltd	23627	181200	16/12/2018	662	662	565,199	565,199		172,103	172,103		5,295	5,295		231,884	231,884	231,884		
<b>Totals for 3 Shipments</b>				<b>5,306</b>	<b>5,306</b>	<b>2,187,556</b>	<b>2,187,556</b>		<b>666,111</b>	<b>666,111</b>		<b>42,449</b>	<b>42,449</b>		<b>860,047</b>	<b>860,047</b>	<b>786,472</b>	<b>73,575</b>	
<b>Totals for Amanab Forest Products Ltd, 3 Shipments</b>				<b>5,306</b>	<b>5,306</b>	<b>2,187,556</b>	<b>2,187,556</b>		<b>666,111</b>	<b>666,111</b>		<b>42,449</b>	<b>42,449</b>		<b>860,047</b>	<b>860,047</b>	<b>786,472</b>	<b>73,575</b>	
<b>Co. Grouping: Aset Meriah (PNG) Ltd</b>																			
Aset Meriah (PNG) Ltd	23581	181114	22/12/2018	9,775	9,775	2,555,431	2,555,431		746,186	746,186		78,198	78,198		785,347	781,520	785,347	(3,827)	
	23632	181202	31/12/2018	5,347	5,347	1,398,883	1,398,883		408,474	408,474		42,779	42,784	(4)	430,153	428,056	430,153	(2,097)	
<b>Totals for 2 Shipments</b>				<b>15,122</b>	<b>15,122</b>	<b>3,954,314</b>	<b>3,954,314</b>		<b>1,154,660</b>	<b>1,154,660</b>		<b>120,977</b>	<b>120,981</b>	<b>(4)</b>	<b>1,215,500</b>	<b>1,209,575</b>	<b>1,215,500</b>	<b>(5,924)</b>	
<b>Totals for Aset Meriah (PNG) Ltd, 2 Shipments</b>				<b>15,122</b>	<b>15,122</b>	<b>3,954,314</b>	<b>3,954,314</b>		<b>1,154,660</b>	<b>1,154,660</b>		<b>120,977</b>	<b>120,981</b>	<b>(4)</b>	<b>1,215,500</b>	<b>1,209,575</b>	<b>1,215,500</b>	<b>(5,924)</b>	
<b>Co. Grouping: Bewani Forest Product Ltd</b>																			
Bewani Forest Product Ltd	23631	181201	22/12/2018	5,221	5,221	3,384,147	3,384,147		1,030,473	1,030,473		41,771	41,771		1,338,392	1,338,393	1,338,393		
<b>Totals for 1 Shipments</b>				<b>5,221</b>	<b>5,221</b>	<b>3,384,147</b>	<b>3,384,147</b>		<b>1,030,473</b>	<b>1,030,473</b>		<b>41,771</b>	<b>41,771</b>		<b>1,338,392</b>	<b>1,338,393</b>	<b>1,338,393</b>		
<b>Totals for Bewani Forest Product Ltd, 1 Shipments</b>				<b>5,221</b>	<b>5,221</b>	<b>3,384,147</b>	<b>3,384,147</b>		<b>1,030,473</b>	<b>1,030,473</b>		<b>41,771</b>	<b>41,771</b>		<b>1,338,392</b>	<b>1,338,393</b>	<b>1,338,393</b>		
<b>Co. Grouping: Bismark Industries Ltd</b>																			
Bismark Industries Ltd	23467	181014	01/12/2018	3,253	3,253	971,432	971,432		295,801	295,801		26,024	26,024		312,204	312,204	312,204		
	23492	180912	07/12/2018	15,301	15,301	4,839,910	4,878,137	38,228	1,473,752	1,485,393	11,640	122,410	122,410		1,581,911	1,581,911	1,581,911		
<b>Totals for 2 Shipments</b>				<b>18,554</b>	<b>18,554</b>	<b>5,811,341</b>	<b>5,849,569</b>	<b>38,228</b>	<b>1,769,553</b>	<b>1,781,194</b>	<b>11,640</b>	<b>148,434</b>	<b>148,434</b>		<b>1,894,114</b>	<b>1,894,114</b>	<b>1,894,114</b>		
<b>Totals for Bismark Industries Ltd, 2 Shipments</b>				<b>18,554</b>	<b>18,554</b>	<b>5,811,341</b>	<b>5,849,569</b>	<b>38,228</b>	<b>1,769,553</b>	<b>1,781,194</b>	<b>11,640</b>	<b>148,434</b>	<b>148,434</b>		<b>1,894,114</b>	<b>1,894,114</b>	<b>1,894,114</b>		
<b>Co. Grouping: Brilliant Investment Ltd</b>																			
DD Investment Ltd	23531	181105	01/12/2018	6,775	6,775	2,146,589	2,100,721	(45,868)	653,636	639,670	(13,967)	54,199	54,198		708,774	690,709	708,774	(18,065)	
<b>Totals for 1 Shipments</b>				<b>6,775</b>	<b>6,775</b>	<b>2,146,589</b>	<b>2,100,721</b>	<b>(45,868)</b>	<b>653,636</b>	<b>639,670</b>	<b>(13,967)</b>	<b>54,199</b>	<b>54,198</b>		<b>708,774</b>	<b>690,709</b>	<b>708,774</b>	<b>(18,065)</b>	

Co. Grouping / Exporter	SGS Ref	PNGFA	Date	Volume Exported (m3)		FOB Value (Kina)			FOB Value (USD)			Levy (Kina)			Duty Payable (K)			Duty	Difference SGS-Paid
	Number	Permit	Exported	Invoice	SGS Diff.	Invoice	SGS	Difference	Invoice	SGS	Difference	SGS	Paid	Diff.	Invoice	SGS	Paid (K)		
<b>Totals for Brilliant Investment Ltd, 1 Shipments</b>				6,775	6,775	2,146,589	2,100,721	(45,868)	653,636	639,670	(13,967)	54,199	54,198		708,774	690,709	708,774	(18,065)	
<b>Co. Grouping: Cakara Alam (PNG) Ltd</b>																			
Cakara Alam (PNG) Ltd	23473	181016	19/12/2018	3,039	3,039	915,481	915,481		278,764	278,764		24,315	24,315		292,508	295,428	292,508	2,919	
	23601	181116	19/12/2018	2,981	2,981	838,734	838,734		255,394	255,394		23,851	23,851		260,252	267,314	260,253	7,061	
	23602	181116	19/12/2018	5,249	5,249	1,560,042	1,560,042		475,033	475,033		41,995	41,995		505,192	502,272	505,192	(2,919)	
	23635	181200	19/12/2018	3,268	3,268	880,441	880,441		268,094	268,094		26,145	26,145		285,292	278,231	285,292	(7,061)	
<b>Totals for 4 Shipments</b>				14,538	14,538	4,194,697	4,194,697		1,277,285	1,277,285		116,306	116,306		1,343,244	1,343,244	1,343,244		
<b>Totals for Cakara Alam (PNG) Ltd, 4 Shipments</b>				14,538	14,538	4,194,697	4,194,697		1,277,285	1,277,285		116,306	116,306		1,343,244	1,343,244	1,343,244		
<b>Co. Grouping: Continental Alliance Ltd</b>																			
Continental Alliance Ltd	23431	181006	04/12/2018	5,383	5,383	1,535,943	1,535,943		467,695	467,695		43,064	43,064		502,950	502,950	502,950		
<b>Totals for 1 Shipments</b>				5,383	5,383	1,535,943	1,535,943		467,695	467,695		43,064	43,064		502,950	502,950	502,950		
<b>Totals for Continental Alliance Ltd, 1 Shipments</b>				5,383	5,383	1,535,943	1,535,943		467,695	467,695		43,064	43,064		502,950	502,950	502,950		
<b>Co. Grouping: CS Boss International Ltd</b>																			
Stettin Bay Lumber Co. Ltd	23633	181202	11/12/2018	1,004	1,004	309,685	309,685		94,299	94,299		8,033	8,033		99,830	99,830	99,830		
<b>Totals for 1 Shipments</b>				1,004	1,004	309,685	309,685		94,299	94,299		8,033	8,033		99,830	99,830	99,830		
<b>Totals for CS Boss International Ltd, 1 Shipments</b>				1,004	1,004	309,685	309,685		94,299	94,299		8,033	8,033		99,830	99,830	99,830		
<b>Co. Grouping: East Papua Timber Resources Ltd</b>																			
East Papua Timber Resources Ltd	23398	181004	22/12/2018	549	549	469,823	469,823		137,188	137,188		0	0		0	0	0	0	
<b>Totals for 1 Shipments</b>				549	549	469,823	469,823		137,188	137,188		0	0		0	0	0	0	
<b>Totals for East Papua Timber Resources Ltd, 1 Shipments</b>				549	549	469,823	469,823		137,188	137,188		0	0		0	0	0	0	

Co. Grouping / Exporter	SGS Ref	PNGFA	Date	Volume Exported (m3)		FOB Value (Kina)			FOB Value (USD)			Levy (Kina)			Duty Payable (K)			Difference SGS-Paid
	Number	Permit	Exported	Invoice	SGS Diff.	Invoice	SGS	Difference	Invoice	SGS	Difference	SGS	Paid	Diff.	Invoice	SGS	Paid (K)	
<b>Co. Grouping: Everwin Enterprises Limited</b>																		
Everwin Enterprises Limited	23608	181204	20/12/2018	2,070	2,070	772,154	772,154		235,121	235,121		16,562	16,562		255,426	266,705	255,426	11,279
	23609	181201	17/12/2018	2,759	2,759	533,201	533,201		162,360	162,360		22,074	22,074		144,155	147,654	144,155	3,499
	23610	181201	14/12/2018	2,631	2,631	711,939	711,939		216,785	216,785		21,049	7,160	13,889	134,949	226,420	134,949	91,471
	<b>Totals for 3 Shipments</b>			<b>7,461</b>	<b>7,461</b>	<b>2,017,293</b>	<b>2,017,293</b>		<b>614,266</b>	<b>614,266</b>		<b>59,685</b>	<b>45,796</b>	<b>13,889</b>	<b>534,530</b>	<b>640,780</b>	<b>534,530</b>	<b>106,249</b>
<b>Totals for Everwin Enterprises Limited, 3 Shipments</b>				<b>7,461</b>	<b>7,461</b>	<b>2,017,293</b>	<b>2,017,293</b>		<b>614,266</b>	<b>614,266</b>		<b>59,685</b>	<b>45,796</b>	<b>13,889</b>	<b>534,530</b>	<b>640,780</b>	<b>534,530</b>	<b>106,249</b>
<b>Co. Grouping: Global Elite Ltd</b>																		
Global Elite Ltd	23430	181006	04/12/2018	6,545	6,545	1,726,258	1,726,257	(1)	525,646	525,645		52,357	52,357		550,989	550,989	550,989	
	<b>Totals for 1 Shipments</b>			<b>6,545</b>	<b>6,545</b>	<b>1,726,258</b>	<b>1,726,257</b>	<b>(1)</b>	<b>525,646</b>	<b>525,645</b>		<b>52,357</b>	<b>52,357</b>		<b>550,989</b>	<b>550,989</b>	<b>550,989</b>	
<b>Totals for Global Elite Ltd, 1 Shipments</b>				<b>6,545</b>	<b>6,545</b>	<b>1,726,258</b>	<b>1,726,257</b>	<b>(1)</b>	<b>525,646</b>	<b>525,645</b>		<b>52,357</b>	<b>52,357</b>		<b>550,989</b>	<b>550,989</b>	<b>550,989</b>	
<b>Co. Grouping: KK Connections Ltd</b>																		
Chain Reaction Ltd	23681	181209	19/12/2018	1,833	1,833	313,915	313,915		95,587	95,587		14,666	14,666		90,676	84,758	90,676	(5,918)
	<b>Totals for 1 Shipments</b>			<b>1,833</b>	<b>1,833</b>	<b>313,915</b>	<b>313,915</b>		<b>95,587</b>	<b>95,587</b>		<b>14,666</b>	<b>14,666</b>		<b>90,676</b>	<b>84,758</b>	<b>90,676</b>	<b>(5,918)</b>
KK Connections Ltd	23534	181107	13/12/2018	6,238	6,238	1,354,559	1,354,559		412,463	412,463		49,902	49,902		409,206	409,205	409,205	
	23600	181116	10/12/2018	2,125	2,125	453,870	453,870		138,204	138,204		16,999	16,999		138,111	136,292	138,111	(1,818)
	23683	181211	27/12/2018	6,295	6,295	1,470,002	1,470,002		447,616	447,616		50,359	50,359		455,452	450,411	455,452	(5,041)
	<b>Totals for 3 Shipments</b>			<b>14,658</b>	<b>14,658</b>	<b>3,278,431</b>	<b>3,278,431</b>		<b>998,282</b>	<b>998,282</b>		<b>117,260</b>	<b>117,260</b>		<b>1,002,768</b>	<b>995,909</b>	<b>1,002,768</b>	<b>(6,859)</b>
KL Connections Ltd	23550	181109	13/12/2018	10,378	10,378	2,775,895	2,775,895		845,260	845,260		83,022	83,022		888,968	888,309	888,968	(659)
	23580	181113	08/12/2018	1,770	1,770	264,620	264,620		80,577	80,577		14,158	14,158		73,097	73,097	73,097	
	23619	181203	17/12/2018	8,385	8,385	2,387,466	2,388,209	743	726,983	727,210	226	67,076	67,076		777,106	776,875	777,106	(231)
	<b>Totals for 3 Shipments</b>			<b>20,532</b>	<b>20,532</b>	<b>5,427,982</b>	<b>5,428,724</b>	<b>743</b>	<b>1,652,820</b>	<b>1,653,047</b>	<b>226</b>	<b>164,256</b>	<b>164,256</b>		<b>1,739,170</b>	<b>1,738,280</b>	<b>1,739,171</b>	<b>(890)</b>
Laloani No 8. Limited	23579	181113	10/12/2018	4,841	4,841	1,239,728	1,239,728		377,497	377,497		38,724	38,724		394,207	390,641	394,207	(3,566)



Co. Grouping / Exporter	SGS Ref	PNGFA	Date	Volume Exported (m3)		FOB Value (Kina)			FOB Value (USD)			Levy (Kina)			Duty Payable (K)			Duty	Difference
	Number	Permit	Exported	Invoice	SGS Diff.	Invoice	SGS	Difference	Invoice	SGS	Difference	SGS	Paid	Diff.	Invoice	SGS	Paid (K)	SGS-Paid	
Laloani No 8. Limited	23592	181115	08/12/2018	467	467	91,951	91,951		27,999	27,999		3,735	3,735		27,330	27,330	27,330		
<b>Totals for 2 Shipments</b>				<b>5,307</b>	<b>5,307</b>	<b>1,331,679</b>	<b>1,331,679</b>		<b>405,496</b>	<b>405,496</b>		<b>42,459</b>	<b>42,459</b>		<b>421,537</b>	<b>417,971</b>	<b>421,537</b>		<b>(3,566)</b>
<b>Totals for KK Connections Ltd, 9 Shipments</b>				<b>42,330</b>	<b>42,330</b>	<b>10,352,006</b>	<b>10,352,749</b>	<b>743</b>	<b>3,152,186</b>	<b>3,152,412</b>	<b>226</b>	<b>338,642</b>	<b>338,642</b>		<b>3,254,150</b>	<b>3,236,918</b>	<b>3,254,151</b>		<b>(17,233)</b>
<b>Co. Grouping: Low Impact Logging Ltd</b>																			
Low Impact Logging Ltd	23522	181105	01/12/2018	700	700	252,922	252,922		77,015	77,015		5,601	5,601		84,280	84,280	84,280		
	23523	181105	01/12/2018	1,158	1,158	418,441	418,441		127,415	127,415		9,267	9,267		139,436	139,436	139,436		
<b>Totals for 2 Shipments</b>				<b>1,858</b>	<b>1,858</b>	<b>671,362</b>	<b>671,362</b>		<b>204,430</b>	<b>204,430</b>		<b>14,868</b>	<b>14,868</b>		<b>223,716</b>	<b>223,716</b>	<b>223,716</b>		
<b>Totals for Low Impact Logging Ltd, 2 Shipments</b>				<b>1,858</b>	<b>1,858</b>	<b>671,362</b>	<b>671,362</b>		<b>204,430</b>	<b>204,430</b>		<b>14,868</b>	<b>14,868</b>		<b>223,716</b>	<b>223,716</b>	<b>223,716</b>		
<b>Co. Grouping: Millionplus Corporation Ltd</b>																			
Millionplus Corporation Ltd	23546	181108	24/12/2018	7,008	7,008	2,707,777	2,707,777		824,518	824,518		56,066	56,066		909,495	909,495	909,496		
<b>Totals for 1 Shipments</b>				<b>7,008</b>	<b>7,008</b>	<b>2,707,777</b>	<b>2,707,777</b>		<b>824,518</b>	<b>824,518</b>		<b>56,066</b>	<b>56,066</b>		<b>909,495</b>	<b>909,495</b>	<b>909,496</b>		
<b>Totals for Millionplus Corporation Ltd, 1 Shipments</b>				<b>7,008</b>	<b>7,008</b>	<b>2,707,777</b>	<b>2,707,777</b>		<b>824,518</b>	<b>824,518</b>		<b>56,066</b>	<b>56,066</b>		<b>909,495</b>	<b>909,495</b>	<b>909,496</b>		
<b>Co. Grouping: Oro Wood Industry Ltd</b>																			
Oro Wood Industry Ltd	23547	181108	17/12/2018	4,854	4,854	1,404,188	1,404,188		427,575	427,575		38,829	38,829		455,204	455,204	455,204		
	23548	181108	17/12/2018	3,017	3,017	832,735	832,735		253,568	253,568		24,133	24,133		265,797	265,797	265,797		
<b>Totals for 2 Shipments</b>				<b>7,870</b>	<b>7,870</b>	<b>2,236,923</b>	<b>2,236,923</b>		<b>681,143</b>	<b>681,143</b>		<b>62,962</b>	<b>62,962</b>		<b>721,001</b>	<b>721,001</b>	<b>721,001</b>		
<b>Totals for Oro Wood Industry Ltd, 2 Shipments</b>				<b>7,870</b>	<b>7,870</b>	<b>2,236,923</b>	<b>2,236,923</b>		<b>681,143</b>	<b>681,143</b>		<b>62,962</b>	<b>62,962</b>		<b>721,001</b>	<b>721,001</b>	<b>721,001</b>		
<b>Co. Grouping: Pacific Green Forest Ltd</b>																			
Pacific Green Forest Ltd	23606	181200	20/12/2018	5,482	5,482	2,098,235	2,098,235		638,913	638,913		43,856	43,056	800	755,245	753,497	755,245		(1,748)
<b>Totals for 1 Shipments</b>				<b>5,482</b>	<b>5,482</b>	<b>2,098,235</b>	<b>2,098,235</b>		<b>638,913</b>	<b>638,913</b>		<b>43,856</b>	<b>43,056</b>	<b>800</b>	<b>755,245</b>	<b>753,497</b>	<b>755,245</b>		<b>(1,748)</b>

Co. Grouping / Exporter	SGS Ref	PNGFA	Date	Volume Exported (m3)		FOB Value (Kina)			FOB Value (USD)			Levy (Kina)			Duty Payable (K)			Duty	Difference SGS-Paid
	Number	Permit	Exported	Invoice	SGS Diff.	Invoice	SGS	Difference	Invoice	SGS	Difference	SGS	Paid	Diff.	Invoice	SGS	Paid (K)		
<b>Totals for Pacific Green Forest Ltd, 1 Shipments</b>				<b>5,482</b>	<b>5,482</b>	<b>2,098,235</b>	<b>2,098,235</b>		<b>638,913</b>	<b>638,913</b>		<b>43,856</b>	<b>43,056</b>	<b>800</b>	<b>755,245</b>	<b>753,497</b>	<b>755,245</b>	<b>(1,748)</b>	
<b>Co. Grouping: Rimbunan Hijau (PNG) Ltd</b>																			
Island Forest Resources Ltd	23449	181013	03/12/2018	3,021	3,021	962,214	962,214		292,994	292,994		24,172	24,172		314,150	314,150	314,150		
	23450	181013	03/12/2018	2,530	2,530	743,142	743,142		226,287	226,287		20,239	20,239		239,222	239,222	239,222		
	23499	181018	29/12/2018	3,026	3,026	973,641	973,641		296,474	296,474		24,210	24,210		318,682	318,682	318,682		
	23510	181104	29/12/2018	2,647	2,647	853,221	853,221		259,806	259,806		21,175	21,175		278,899	278,899	278,899		
	23585	181114	21/12/2018	2,406	2,406	733,848	733,848		223,457	223,457		19,251	20,021	(770)	235,680	235,972	235,680	292	
<b>Totals for 5 Shipments</b>				<b>13,631</b>	<b>13,631</b>	<b>4,266,065</b>	<b>4,266,065</b>		<b>1,299,017</b>	<b>1,299,017</b>		<b>109,047</b>	<b>109,817</b>	<b>(770)</b>	<b>1,386,633</b>	<b>1,386,924</b>	<b>1,386,633</b>	<b>292</b>	
Niugini International Corporation Ltd	23427	181010	18/12/2018	2,626	2,626	719,407	719,407		219,059	219,059		21,011	21,011		227,858	227,858	227,858		
	23437	181011	14/12/2018	2,200	2,200	598,217	598,217		182,157	182,157		17,601	17,601		189,344	189,344	189,344		
	23464	181015	14/12/2018	3,297	3,297	921,242	921,242		280,518	280,518		26,379	26,379		292,989	292,989	292,988		
	23491	181101	18/12/2018	1,030	1,030	324,568	324,568		98,831	98,831		8,243	8,243		106,245	106,245	106,245		
	23504	181102	14/12/2018	1,503	1,503	456,784	456,784		139,091	139,091		12,026	12,026		147,653	147,653	147,653		
	23505	181103	16/12/2018	2,702	2,702	735,036	735,036		223,818	223,818		21,618	21,618		232,553	232,553	232,553		
	23513	181104	14/12/2018	2,001	2,001	541,375	541,375		164,849	164,849		16,004	16,004		171,136	171,136	171,136		
	23514	181104	16/12/2018	1,802	1,802	490,414	490,414		149,331	149,331		14,414	14,414		155,301	155,301	155,301		
	23515	181105	18/12/2018	1,601	1,601	491,938	491,938		149,795	149,795		12,807	12,807		160,433	160,433	160,433		
	23586	181115	24/12/2018	2,182	2,182	635,081	635,081		193,382	193,382		17,457	17,457		203,397	203,397	203,397		
	23587	181115	24/12/2018	3,012	3,012	834,438	834,438		254,086	254,086		24,095	24,095		265,012	265,012	265,012		
	23604	181117	24/12/2018	1,804	1,804	500,410	500,410		152,375	152,375		14,432	14,432		158,815	158,815	158,815		
	23621	181204	24/12/2018	1,501	1,501	422,304	422,304		128,592	128,592		12,008	12,008		134,566	134,566	134,566		
<b>Totals for 13 Shipments</b>				<b>27,262</b>	<b>27,262</b>	<b>7,671,213</b>	<b>7,671,213</b>		<b>2,335,884</b>	<b>2,335,884</b>		<b>218,096</b>	<b>218,096</b>		<b>2,445,303</b>	<b>2,445,303</b>	<b>2,445,303</b>		
Niugini Lumber Merchants Ltd	23451	181013	21/12/2018	1,169	1,169	338,517	338,517		103,078	103,078		9,352	9,352		108,125	108,125	108,125		
	23506	181103	18/12/2018	2,000	2,000	598,213	598,213		182,156	182,156		15,998	15,998		192,337	192,337	192,337		
	23508	181103	18/12/2018	3,146	3,146	1,036,770	1,036,770		315,696	315,696		25,166	25,166		340,127	340,127	340,127		
	23559	181112	18/12/2018	1,517	1,517	494,187	494,187		150,480	150,480		12,140	12,140		161,884	161,884	161,884		
	23561	181112	18/12/2018	2,516	2,516	825,764	825,455	(309)	251,445	251,351	(94)	20,126	20,126		270,959	270,836	270,959	(123)	

Co. Grouping / Exporter	SGS Ref	PNGFA	Date	Volume Exported (m3)		FOB Value (Kina)			FOB Value (USD)			Levy (Kina)			Duty Payable (K)			Duty	Difference SGS-Paid
	Number	Permit	Exported	Invoice	SGS Diff.	Invoice	SGS	Difference	Invoice	SGS	Difference	SGS	Paid	Diff.	Invoice	SGS	Paid (K)		
Niugini Lumber Merchants Ltd	23591	181116	18/12/2018	2,413	2,413	712,290	712,290		216,892	216,892		19,303	19,303		227,253	227,253	227,253		
	23603	181117	18/12/2018	1,001	1,001	291,380	291,380		88,725	88,725		8,007	8,007		93,125	93,125	93,125		
	23640	181204	21/12/2018	909	909	252,604	252,604		76,918	76,918		7,275	7,275		80,258	80,258	80,258		
	23679	181210	21/12/2018	1,074	1,074	331,766	331,766		101,023	101,023		8,593	8,593		107,245	107,245	107,245		
<b>Totals for 9 Shipments</b>				<b>15,745</b>	<b>15,745</b>	<b>4,881,491</b>	<b>4,881,181</b>	<b>(309)</b>	<b>1,486,414</b>	<b>1,486,320</b>	<b>(94)</b>	<b>125,960</b>	<b>125,960</b>		<b>1,581,314</b>	<b>1,581,190</b>	<b>1,581,314</b>		<b>(123)</b>
Saban Enterprises Ltd	23562	181112	29/12/2018	1,597	1,597	521,044	521,044		158,658	158,658		0	0		0	0	0		
	23563	181111	29/12/2018	458	458	148,857	148,857		45,327	45,327		0	0		0	0	0		
	23564	181112	29/12/2018	2,008	2,008	626,713	626,713		190,834	190,834		0	0		0	0	0		
	23565	181112	29/12/2018	1,380	1,380	411,396	411,396		125,270	125,270		11,039	11,039		132,802	132,802	132,802		
	23566	181112	29/12/2018	2,041	2,041	576,568	576,568		175,565	175,565		16,329	16,329		183,742	183,738	183,742		(4)
	23567	181112	29/12/2018	1,554	1,554	450,810	450,810		137,272	137,272		12,432	12,432		144,694	144,694	144,694		
<b>Totals for 6 Shipments</b>				<b>9,038</b>	<b>9,038</b>	<b>2,735,388</b>	<b>2,735,388</b>		<b>832,926</b>	<b>832,926</b>		<b>39,799</b>	<b>39,799</b>		<b>461,238</b>	<b>461,234</b>	<b>461,238</b>		<b>(4)</b>
Sinaran Papua Ltd	23463	181015	16/12/2018	3,004	3,004	806,507	806,507		245,581	245,581		24,030	24,030		253,968	253,968	253,968		
	23500	181102	14/12/2018	1,352	1,352	378,687	378,687		115,310	115,310		10,818	10,818		120,450	120,450	120,450		
	23511	181104	14/12/2018	1,652	1,652	508,320	508,320		154,784	154,784		13,215	13,215		164,522	164,522	164,522		
	23572	181113	18/12/2018	1,648	1,648	499,969	499,969		152,241	152,241		13,187	13,187		161,395	161,395	161,395		
	23642	181205	24/12/2018	1,061	1,061	317,436	317,436		96,659	96,659		8,488	8,488		102,246	102,246	102,246		
<b>Totals for 5 Shipments</b>				<b>8,717</b>	<b>8,717</b>	<b>2,510,920</b>	<b>2,510,920</b>		<b>764,575</b>	<b>764,575</b>		<b>69,738</b>	<b>69,738</b>		<b>802,581</b>	<b>802,581</b>	<b>802,581</b>		
Wawoi Guavi Timber Co Ltd	23480	181017	29/12/2018	5,417	5,417	1,497,932	1,497,932		456,120	456,120		43,333	43,333		476,522	476,522	476,522		
	23481	181017	29/12/2018	6,579	6,579	1,874,503	1,874,503		570,786	570,786		52,636	52,636		599,351	599,351	599,351		
	23501	181018	08/12/2018	4,093	4,093	1,093,228	1,093,228		332,888	332,888		32,742	32,742		345,659	345,659	345,659		
	23509	181103	08/12/2018	2,066	2,066	574,496	574,496		174,934	174,934		16,528	16,528		183,494	183,494	183,494		
	23573	181113	22/12/2018	6,005	6,005	1,672,435	1,672,435		509,256	509,256		48,043	48,043		533,129	533,129	533,129		
<b>Totals for 5 Shipments</b>				<b>24,160</b>	<b>24,160</b>	<b>6,712,595</b>	<b>6,712,595</b>		<b>2,043,985</b>	<b>2,043,985</b>		<b>193,282</b>	<b>193,282</b>		<b>2,138,155</b>	<b>2,138,155</b>	<b>2,138,155</b>		
<b>Totals for Rimbunan Hijau (PNG) Ltd, 43 Shipments</b>				<b>98,554</b>	<b>98,554</b>	<b>28,777,671</b>	<b>28,777,361</b>	<b>(309)</b>	<b>8,762,801</b>	<b>8,762,706</b>	<b>(94)</b>	<b>755,923</b>	<b>756,692</b>	<b>(770)</b>	<b>8,815,224</b>	<b>8,815,388</b>	<b>8,815,224</b>		<b>165</b>

Co. Grouping / Exporter	SGS Ref	PNGFA	Date	Volume Exported (m3)		FOB Value (Kina)			FOB Value (USD)			Levy (Kina)			Duty Payable (K)			Difference SGS-Paid
	Number	Permit	Exported	Invoice	SGS Diff.	Invoice	SGS	Difference	Invoice	SGS	Difference	SGS	Paid	Diff.	Invoice	SGS	Paid (K)	
<b>Co. Grouping: Samas Ltd</b>																		
Samas Ltd	23574	181113	19/12/2018	4,827	4,827	1,109,946	1,109,946		337,979	337,979		38,613	38,613		341,264	341,264	341,264	
	23575	181113	19/12/2018	2,830	2,830	625,861	625,587	(274)	190,575	190,491	(84)	22,638	22,638		190,453	190,355	190,453	(98)
	23584	181114	03/12/2018	263	263	198,636	198,636		60,485	60,485		2,104	2,104		79,675	79,675	79,675	
<b>Totals for 3 Shipments</b>				<b>7,919</b>	<b>7,919</b>	<b>1,934,444</b>	<b>1,934,169</b>	<b>(274)</b>	<b>589,038</b>	<b>588,955</b>	<b>(84)</b>	<b>63,354</b>	<b>63,354</b>		<b>611,392</b>	<b>611,293</b>	<b>611,392</b>	<b>(98)</b>
<b>Totals for Samas Ltd, 3 Shipments</b>				<b>7,919</b>	<b>7,919</b>	<b>1,934,444</b>	<b>1,934,169</b>	<b>(274)</b>	<b>589,038</b>	<b>588,955</b>	<b>(84)</b>	<b>63,354</b>	<b>63,354</b>		<b>611,392</b>	<b>611,293</b>	<b>611,392</b>	<b>(98)</b>
<b>Co. Grouping: Summit Agriculture Ltd</b>																		
Summit Agriculture Ltd	23416	181006	04/12/2018	4,763	4,763	1,273,433	1,273,433		387,760	387,760		38,105	38,105		403,714	403,714	403,714	
	23429	181007	04/12/2018	8,016	8,016	2,031,593	2,031,593		618,620	618,620		64,131	64,131		635,625	635,625	635,625	
<b>Totals for 2 Shipments</b>				<b>12,779</b>	<b>12,779</b>	<b>3,305,026</b>	<b>3,305,026</b>		<b>1,006,380</b>	<b>1,006,380</b>		<b>102,236</b>	<b>102,236</b>		<b>1,039,338</b>	<b>1,039,338</b>	<b>1,039,339</b>	
<b>Totals for Summit Agriculture Ltd, 2 Shipments</b>				<b>12,779</b>	<b>12,779</b>	<b>3,305,026</b>	<b>3,305,026</b>		<b>1,006,380</b>	<b>1,006,380</b>		<b>102,236</b>	<b>102,236</b>		<b>1,039,338</b>	<b>1,039,338</b>	<b>1,039,339</b>	
<b>Co. Grouping: Super Green Limited</b>																		
Super Green Limited	23576	181114	21/12/2018	3,681	3,681	1,000,448	1,000,448		304,636	304,636		29,452	29,452		318,895	312,329	318,895	(6,566)
	23578	181114	31/12/2018	4,019	4,019	923,837	923,837		281,308	281,308		32,150	32,150		284,027	284,027	284,027	
<b>Totals for 2 Shipments</b>				<b>7,700</b>	<b>7,700</b>	<b>1,924,285</b>	<b>1,924,285</b>		<b>585,945</b>	<b>585,945</b>		<b>61,601</b>	<b>61,601</b>		<b>602,922</b>	<b>596,356</b>	<b>602,922</b>	<b>(6,566)</b>
<b>Totals for Super Green Limited, 2 Shipments</b>				<b>7,700</b>	<b>7,700</b>	<b>1,924,285</b>	<b>1,924,285</b>		<b>585,945</b>	<b>585,945</b>		<b>61,601</b>	<b>61,601</b>		<b>602,922</b>	<b>596,356</b>	<b>602,922</b>	<b>(6,566)</b>
<b>Co. Grouping: Uni Rise Ltd</b>																		
Lawrence Wood Ltd	23552	181108	13/12/2018	9,514	9,514	2,801,945	2,801,945		853,192	853,192		76,114	76,114		911,839	911,839	911,839	
	23553	181108	19/12/2018	8,102	8,102	2,332,672	2,332,672		710,299	710,299		64,815	64,815		747,182	747,182	747,182	
<b>Totals for 2 Shipments</b>				<b>17,616</b>	<b>17,616</b>	<b>5,134,617</b>	<b>5,134,617</b>		<b>1,563,491</b>	<b>1,563,491</b>		<b>140,929</b>	<b>140,929</b>		<b>1,659,021</b>	<b>1,659,021</b>	<b>1,659,021</b>	
<b>Totals for Uni Rise Ltd, 2 Shipments</b>				<b>17,616</b>	<b>17,616</b>	<b>5,134,617</b>	<b>5,134,617</b>		<b>1,563,491</b>	<b>1,563,491</b>		<b>140,929</b>	<b>140,929</b>		<b>1,659,021</b>	<b>1,659,021</b>	<b>1,659,021</b>	

Co. Grouping / Exporter	SGS Ref	PNGFA	Date	Volume Exported (m3)		FOB Value (Kina)			FOB Value (USD)			Levy (Kina)			Duty Payable (K)			Duty	Difference SGS-Paid
	Number	Permit	Exported	Invoice	SGS Diff.	Invoice	SGS	Difference	Invoice	SGS	Difference	SGS	Paid	Diff.	Invoice	SGS	Paid (K)		
<b>Co. Grouping: Vanimo Jaya Ltd</b>																			
Sentawan (PNG) Ltd	23611	181107	22/12/2018	3,296	3,296	595,271	595,271		181,260	181,260		26,365	26,365		148,818	148,818	148,818		
	23612	181112	22/12/2018	7,700	7,700	2,286,565	2,286,565		696,259	696,259		61,599	61,599		739,320	739,320	739,320		
<b>Totals for 2 Shipments</b>				<b>10,996</b>	<b>10,996</b>	<b>2,881,836</b>	<b>2,881,836</b>		<b>877,519</b>	<b>877,519</b>		<b>87,964</b>	<b>87,964</b>		<b>888,138</b>	<b>888,138</b>	<b>888,138</b>		
Vanimo Jaya Ltd	23495	181102	10/12/2018	21,016	21,016	5,592,815	5,592,815		1,703,012	1,703,012		168,128	168,128		1,758,202	1,769,397	1,758,202	11,195	
	23570	181111	19/12/2018	4,651	4,651	1,756,663	1,756,663		534,904	534,904		37,211	37,211		588,673	588,673	588,673		
<b>Totals for 2 Shipments</b>				<b>25,667</b>	<b>25,667</b>	<b>7,349,478</b>	<b>7,349,478</b>		<b>2,237,916</b>	<b>2,237,916</b>		<b>205,339</b>	<b>205,339</b>		<b>2,346,874</b>	<b>2,358,070</b>	<b>2,346,875</b>	<b>11,195</b>	
<b>Totals for Vanimo Jaya Ltd, 4 Shipments</b>				<b>36,663</b>	<b>36,663</b>	<b>10,231,314</b>	<b>10,231,314</b>		<b>3,115,435</b>	<b>3,115,435</b>		<b>293,303</b>	<b>293,303</b>		<b>3,235,012</b>	<b>3,246,208</b>	<b>3,235,012</b>	<b>11,195</b>	
<b>Co. Grouping: Viva Success Ltd</b>																			
Viva Success Ltd	23557	181110	25/12/2018	7,002	7,002	2,769,805	2,769,805		843,406	843,406		56,019	56,019		947,333	947,333	947,333		
	23558	181110	25/12/2018	6,592	6,592	2,313,326	2,313,326		704,408	704,408		52,735	52,735		768,889	768,889	768,889		
<b>Totals for 2 Shipments</b>				<b>13,594</b>	<b>13,594</b>	<b>5,083,130</b>	<b>5,083,130</b>		<b>1,547,813</b>	<b>1,547,813</b>		<b>108,754</b>	<b>108,754</b>		<b>1,716,222</b>	<b>1,716,222</b>	<b>1,716,222</b>		
<b>Totals for Viva Success Ltd, 2 Shipments</b>				<b>13,594</b>	<b>13,594</b>	<b>5,083,130</b>	<b>5,083,130</b>		<b>1,547,813</b>	<b>1,547,813</b>		<b>108,754</b>	<b>108,754</b>		<b>1,716,222</b>	<b>1,716,222</b>	<b>1,716,222</b>		
<b>Co. Grouping: WTK Realty Ltd</b>																			
Amanab Forest Products Ltd	23517	181104	08/12/2018	9,633	9,633	3,225,350	3,225,350		2,504,619	2,504,619		77,065	77,065		3,374,608	3,374,608	3,374,608		
	23541	181107	12/12/2018	4,975	4,975	1,248,293	1,248,293		380,105	380,105		39,803	39,803		376,144	376,144	376,144		
	23543	181106	12/12/2018	9,861	9,861	2,515,972	2,515,972		766,114	766,114		78,887	78,887		760,862	760,862	760,862		
	23590	181114	12/12/2018	3,741	3,741	959,238	959,238		292,088	292,088		29,930	29,930		290,545	290,545	290,545		
	23630	181115	16/12/2018	10,446	10,446	3,919,181	3,919,181		2,715,891	2,715,891		83,566	83,566		3,659,266	3,659,265	3,659,265		
<b>Totals for 5 Shipments</b>				<b>38,656</b>	<b>38,656</b>	<b>21,868,034</b>	<b>21,868,034</b>		<b>6,658,816</b>	<b>6,658,816</b>		<b>309,251</b>	<b>309,251</b>		<b>8,461,425</b>	<b>8,461,425</b>	<b>8,461,425</b>		
Madang Timbers Ltd	23482	181006	12/12/2018	8,155	8,155	2,044,427	2,044,427		622,528	622,528		65,243	65,243		639,412	639,412	639,412		
	23538	181107	12/12/2018	2,909	2,909	720,152	720,152		219,286	219,286		23,272	23,272		224,617	224,617	224,617		

Co. Grouping / Exporter	SGS Ref	PNGFA	Date	Volume Exported (m3)		FOB Value (Kina)			FOB Value (USD)			Levy (Kina)			Duty Payable (K)			Duty	Difference
	Number	Permit	Exported	Invoice	SGS Diff.	Invoice	SGS	Difference	Invoice	SGS	Difference	SGS	Paid	Diff.	Invoice	SGS	Paid (K)	SGS-Paid	
Totals for 2 Shipments				11,064	11,064	2,764,579	2,764,579		841,814	841,814		88,515	88,515		864,029	864,029	864,029		
Totals for WTK Realty Ltd, 7 Shipments				49,721	49,721	24,632,613	24,632,613		7,500,631	7,500,631		397,766	397,766		9,325,454	9,325,454	9,325,454		
<b>Co. Grouping: Yama (PNG) Limited</b>																			
Yama (PNG) Limited	23544	181108	04/12/2018	8,307	8,307	2,663,090	2,663,090		810,911	810,911		66,453	66,453		872,806	872,806	872,806		
Totals for 1 Shipments				8,307	8,307	2,663,090	2,663,090		810,911	810,911		66,453	66,453		872,806	872,806	872,806		
Totals for Yama (PNG) Limited, 1 Shipments				8,307	8,307	2,663,090	2,663,090		810,911	810,911		66,453	66,453		872,806	872,806	872,806		
Totals for December / 2018, 104 Shipments				420,131	420,131	36,848,716	136,841,234	(7,482)	41,615,132	41,612,854	(2,278)	3,324,152	3,310,236	13,915	45,524,655	45,592,631	45,451,081	141,550	



## Revenue, Banking, Document and Shipment Details for Log Exports by Exporting Company, Project Site and Shipment for December/2018

Report Printed: Tuesday, 29 January, 2019

### Exporter and IPA Code Number

Site Code	Export Date	PNGFA Permit	Bank	LC Number/ T/T Remittance	Bill of Lading No.	Invoice Number	SGS Vol m3	Invoice Vol m3	SGS FOB USD	Invoice FOB USD	Exch. Rate
<b>Agri Bisnis Ltd ; IPA Code Number:</b>											
<b>Autuvo Extension (21407)</b>											
	10/12/2018	1811086		Not Yet Received	ABL06/18	ABL06/18	8,775.480	8,775.480	716,708	716,708	.3045
<b>Totals for 'Site Code' = Autuvo Extension (21407)</b>							<b>8,775.480</b>	<b>8,775.480</b>	<b>716,708</b>	<b>716,708</b>	
<b>Totals for 'Exporter' = Agri Bisnis Ltd; IPA Code:</b>							<b>8,775.480</b>	<b>8,775.480</b>	<b>716,708</b>	<b>716,708</b>	
<b>Allied Success International Limited ; IPA Code Number:</b>											
<b>Begere Rice &amp; Integrated (FCA 01-02)</b>											
	10/12/2018	1811131	Kina Bank Ltd- Pom HQ	TT Received	AS IPL10/12/02	AS IPL10/12/02	2,345.088	2,345.088	236,475	236,475	.3045
<b>Totals for 'Site Code' = Begere Rice &amp; Integrated (FCA 01-02)</b>							<b>2,345.088</b>	<b>2,345.088</b>	<b>236,475</b>	<b>236,475</b>	
<b>Totals for 'Exporter' = Allied Success International Limited; IPA Code:</b>							<b>2,345.088</b>	<b>2,345.088</b>	<b>236,475</b>	<b>236,475</b>	

**Exporter and IPA Code Number**

Site Code	Export Date	PNGFA Permit	Bank	LC Number/ T/T Remittance	Bill of Lading No.	Invoice Number	SGS Vol m3	Invoice Vol m3	SGS FOB USD	Invoice FOB USD	Exch. Rate
<b>Amanab 56 Timber Investments Ltd ; IPA Code Number:</b>											
<b>Amanab Blocks 5 &amp; 6 FMA 110-4 (61002)</b>											
	28/12/2018	1811136		Not Yet Received	AM56/009A&B	AMNB-2018-009	5,150.012	5,150.012	1,287,503	1,287,503	.3045
<b>Totals for 'Site Code' = Amanab Blocks 5 &amp; 6 FMA 110-4 (61002)</b>							<b>5,150.012</b>	<b>5,150.012</b>	<b>1,287,503</b>	<b>1,287,503</b>	
<b>Totals for 'Exporter' = Amanab 56 Timber Investments Ltd; IPA Code:</b>							<b>5,150.012</b>	<b>5,150.012</b>	<b>1,287,503</b>	<b>1,287,503</b>	
<b>Amanab Forest Products Ltd ; IPA Code Number:</b>											
<b>Amanab Blocks 1-4 FMA (61001)</b>											
	08/12/2018	1811044		Not Yet Received	AFP18/18	AFP/ERL/18/2018	9,633.150	9,633.150	2,504,619	2,504,619	.3045
	12/12/2018	1811067	CIMB BANK Kuala Lumpur	LC0110218A02164	AFP19/18	AFP/ERL/19/2018	9,860.877	9,860.877	766,114	766,114	.3045
	12/12/2018	1811076	CIMB BANK Kuala Lumpur	LC0110218A02164	AFP19A/18	AFP19A/18	4,975.330	4,975.330	380,105	380,105	.3045
	12/12/2018	1811147	CIMB BANK Kuala Lumpur	LC110218A02164	AFP19A/18	AFP/ERL19A/2018	3,741.296	3,741.296	292,088	292,088	.3045
	16/12/2018	1811157		Not Yet Received	AFP20/18	AFP/ERL/20/2018	10,445.733	10,445.733	2,715,891	2,715,891	.3045
<b>Totals for 'Site Code' = Amanab Blocks 1-4 FMA (61001)</b>							<b>38,656.386</b>	<b>38,656.386</b>	<b>6,658,816</b>	<b>6,658,816</b>	
<b>Totals for 'Exporter' = Amanab Forest Products Ltd; IPA Code:</b>							<b>38,656.386</b>	<b>38,656.386</b>	<b>6,658,816</b>	<b>6,658,816</b>	
<b>Aset Meriah (PNG) Ltd ; IPA Code Number:</b>											
<b>Umboi Island (11327)</b>											
	22/12/2018	1811143		Not Yet Received	18AD07	18AD07	9,774.693	9,774.693	746,186	746,186	.2920
	31/12/2018	1812025		Not Yet Received	18ME08	AMO818	5,347.407	5,347.407	408,474	408,474	.2920
<b>Totals for 'Site Code' = Umboi Island (11327)</b>							<b>15,122.100</b>	<b>15,122.100</b>	<b>1,154,660</b>	<b>1,154,660</b>	



**Exporter and IPA Code Number**

Site Code	Export Date	PNGFA Permit	Bank	LC Number/ T/T Remittance	Bill of Lading No.	Invoice Number	SGS Vol m3	Invoice Vol m3	SGS FOB USD	Invoice FOB USD	Exch. Rate
<b>Totals for 'Exporter' = Aset Meriah (PNG) Ltd; IPA Code:</b>							<b>15,122.100</b>	<b>15,122.100</b>	<b>1,154,660</b>	<b>1,154,660</b>	
<b>Bewani Forest Product Ltd ; IPA Code Number:</b>											
<b>W/Sepik Prov. (Portion 160C, FCA 10-03)</b>											
	22/12/2018	1812019		Not Yet Receivid	BFPL/LE066/18	BFPL/LE/066/18	5,221.403	5,221.403	1,030,473	1,030,473	.3045
<b>Totals for 'Site Code' = W/Sepik Prov. (Portion 160C, FCA 10-03)</b>							<b>5,221.403</b>	<b>5,221.403</b>	<b>1,030,473</b>	<b>1,030,473</b>	
<b>Totals for 'Exporter' = Bewani Forest Product Ltd; IPA Code:</b>							<b>5,221.403</b>	<b>5,221.403</b>	<b>1,030,473</b>	<b>1,030,473</b>	
<b>Bismark Industries Ltd ; IPA Code Number: 1-2966</b>											
<b>Kapuluk Timber Project (11450)</b>											
	01/12/2018	1810141		Not Yet Rceivid	BIL-201	BIS-201	3,252.973	3,252.973	295,801	295,801	.3045
	07/12/2018	1809125		Ref: RV No. MR11/067	BIL-204	BIS-204	15,301.264	15,301.264	1,485,393	1,473,752	.3045
<b>Totals for 'Site Code' = Kapuluk Timber Project (11450)</b>							<b>18,554.237</b>	<b>18,554.237</b>	<b>1,781,194</b>	<b>1,769,553</b>	
<b>Totals for 'Exporter' = Bismark Industries Ltd; IPA Code: 1-2966</b>							<b>18,554.237</b>	<b>18,554.237</b>	<b>1,781,194</b>	<b>1,769,553</b>	
<b>Cakara Alam (PNG) Ltd ; IPA Code Number: 1-14078</b>											
<b>East Arawe (11455)</b>											
	19/12/2018	1812008		Not Yet Received	EA/05/18	1812008	3,268.155	3,268.155	268,094	268,094	.3045
	19/12/2018	1811167		Not Yet Receivid	EA/05/18	1811167	2,981.317	2,981.317	255,394	255,394	.3045
<b>Totals for 'Site Code' = East Arawe (11455)</b>							<b>6,249.472</b>	<b>6,249.472</b>	<b>523,489</b>	<b>523,489</b>	
<b>Pulie-Anu LFA TP 14-04</b>											
	19/12/2018	1810160		Not Yet Received	1810160	1810160	3,039.402	3,039.402	278,764	278,764	.3045
	19/12/2018	1811168		Not Yet Receivid	PA/03/18	1811168	5,249.364	5,249.364	475,033	475,033	.3045

**Exporter and IPA Code Number**

Site Code	Export Date	PNGFA Permit	Bank	LC Number/ T/T Remittance	Bill of Lading No.	Invoice Number	SGS Vol m3	Invoice Vol m3	SGS FOB USD	Invoice FOB USD	Exch. Rate
-----------	-------------	--------------	------	------------------------------	--------------------	----------------	------------	----------------	-------------	-----------------	------------

Totals for 'Site Code' = Pulie-Anu LFA TP 14-04

8,288.766 8,288.766 753,797 753,797

Totals for 'Exporter' = Cakara Alam (PNG) Ltd; IPA Code: 1-14078

14,538.238 14,538.238 1,277,285 1,277,285

**Chain Reaction Ltd ; IPA Code Number:**

**Inland Pomio - (TP 115-49)**

19/12/2018	1812099		Not Yet Received	CR18/12/01	CR18/12/01	1,833.234	1,833.234	95,587	95,587	.3045
------------	---------	--	------------------	------------	------------	-----------	-----------	--------	--------	-------

Totals for 'Site Code' = Inland Pomio - (TP 115-49)

1,833.234 1,833.234 95,587 95,587

Totals for 'Exporter' = Chain Reaction Ltd; IPA Code:

1,833.234 1,833.234 95,587 95,587

**Continental Alliance Ltd ; IPA Code Number:**

**Meander May Valley int.Agri. (FCA 11-05)**

04/12/2018	1810067		Not Yet Received	CAL/18/15	CAL/C18/12/001	5,383.010	5,383.010	467,695	467,695	.3045
------------	---------	--	------------------	-----------	----------------	-----------	-----------	---------	---------	-------

Totals for 'Site Code' = Meander May Valley int.Agri. (FCA 11-05)

5,383.010 5,383.010 467,695 467,695

Totals for 'Exporter' = Continental Alliance Ltd; IPA Code:

5,383.010 5,383.010 467,695 467,695

**DD Investment Ltd ; IPA Code Number:**

**Bewani, Mushu (21001)**

01/12/2018	1811055		Not Yet Received	18B05	DDIL/C18/12/001	6,774.816	6,774.816	639,670	653,636	.3045
------------	---------	--	------------------	-------	-----------------	-----------	-----------	---------	---------	-------

Totals for 'Site Code' = Bewani, Mushu (21001)

6,774.816 6,774.816 639,670 653,636

Totals for 'Exporter' = DD Investment Ltd; IPA Code:

6,774.816 6,774.816 639,670 653,636

**East Papua Timber Resources Ltd ; IPA Code Number:**

**Brown River/Kuriva (10337)**

22/12/2018	1810047		Not Yet Received	EGP0102493/102493/102556/1816NPO	13A/18/13B18/13/18	548.753	548.753	137,188	137,188	.2920
------------	---------	--	------------------	----------------------------------	--------------------	---------	---------	---------	---------	-------

**Exporter and IPA Code Number**

Site Code	Export Date	PNGFA Permit	Bank	LC Number/ T/T Remittance	Bill of Lading No.	Invoice Number	SGS Vol m3	Invoice Vol m3	SGS FOB USD	Invoice FOB USD	Exch. Rate
-----------	-------------	--------------	------	------------------------------	--------------------	----------------	------------	----------------	-------------	-----------------	------------

Totals for 'Site Code' = Brown River/Kuriva (10337)

548.753 548.753 137,188 137,188

Totals for 'Exporter' = East Papua Timber Resources Ltd; IPA Code:

548.753 548.753 137,188 137,188

**Everwin Enterprises Limited ; IPA Code Number:**

**Kui - Buso Consolidated TRP (TP-13-32)**

14/12/2018	1812013			Not Yet Received	MBC-04/18-BL	MBC-04/18-BL	2,631.095	2,631.095	216,785	216,785	.3045
17/12/2018	1812014			Not Yet Received	KBC-04/18-BL	1812014	2,759.294	2,759.294	162,360	162,360	.3045

Totals for 'Site Code' = Kui - Buso Consolidated TRP (TP-13-32)

5,390.389 5,390.389 379,145 379,145

**Morobe Coast TRP (TP 13-35) Mopi Camp**

20/12/2018	1812042			Not Yet Received	05A/18-BL	1812042	2,070.236	2,070.236	235,121	235,121	.3045
------------	---------	--	--	------------------	-----------	---------	-----------	-----------	---------	---------	-------

Totals for 'Site Code' = Morobe Coast TRP (TP 13-35) Mopi Cam

2,070.236 2,070.236 235,121 235,121

Totals for 'Exporter' = Everwin Enterprises Limited; IPA Code:

7,460.625 7,460.625 614,266 614,266

**Global Elite Ltd ; IPA Code Number:**

**Wammy Rural Development Pro. (FCA 10-**

04/12/2018	1810068			Not Yet Received	GEL18/15	GEL/C18/12/001	6,544.646	6,544.647	525,645	525,646	.3045
------------	---------	--	--	------------------	----------	----------------	-----------	-----------	---------	---------	-------

Totals for 'Site Code' = Wammy Rural Development Pro. (FCA 1

6,544.646 6,544.647 525,645 525,646

Totals for 'Exporter' = Global Elite Ltd; IPA Code:

6,544.646 6,544.647 525,645 525,646

**Island Forest Resources Ltd ; IPA Code Number: 1-15846**

**Anu Alimbit (21405)**

03/12/2018	1810138			Not Yet Received	18F39	CO	3,021.450	3,021.450	292,994	292,994	.3045
03/12/2018	1810139			Not Yet Received	18F40	CO	2,529.880	2,529.880	226,287	226,287	.3045

**Exporter and IPA Code Number**

Site Code	Export Date	PNGFA Permit	Bank	LC Number/ T/T Remittance	Bill of Lading No.	Invoice Number	SGS Vol m3	Invoice Vol m3	SGS FOB USD	Invoice FOB USD	Exch. Rate
	21/12/2018	1811149		Not Yet Recieved	18F41	CO	2,406.383	2,406.383	223,457	223,457	.3045
	29/12/2018	1810184		Not Yet Recieved	18F42	CO	3,026.302	3,026.302	296,474	296,474	.3045
	29/12/2018	1811040		Not Yet Recieved	18F43	CO	2,646.906	2,646.906	259,806	259,806	.3045
<b>Totals for 'Site Code' = Anu Alimbit (21405)</b>							<b>13,630.921</b>	<b>13,630.921</b>	<b>1,299,017</b>	<b>1,299,017</b>	
<b>Totals for 'Exporter' = Island Forest Resources Ltd; IPA Code: 1-15846</b>							<b>13,630.921</b>	<b>13,630.921</b>	<b>1,299,017</b>	<b>1,299,017</b>	

**KK Connections Ltd ; IPA Code Number:**

**Inland Lassul Baining (FCA 15-11)**

	10/12/2018	1811169		Not Yet Received	KK12/01	KK18/12/01	2,124.901	2,124.901	138,204	138,204	.3045
--	------------	---------	--	------------------	---------	------------	-----------	-----------	---------	---------	-------

**Totals for 'Site Code' = Inland Lassul Baining (FCA 15-11)**

**2,124.901 2,124.901 138,204 138,204**

**Seraji EXN TRP PROJ. (TP15-58)**

	13/12/2018	1811071		Not Yet Received	KS18/12/01	KS18/12/01	6,237.790	6,237.790	412,463	412,463	.3045
	27/12/2018	1812114		Not Yet Received	KS18/12/02	KS18/12/02	6,294.850	6,294.850	447,616	447,616	.3045

**Totals for 'Site Code' = Seraji EXN TRP PROJ. (TP15-58)**

**12,532.640 12,532.640 860,079 860,079**

**Totals for 'Exporter' = KK Connections Ltd; IPA Code:**

**14,657.541 14,657.541 998,282 998,282**

**KL Connections Ltd ; IPA Code Number:**

**Makolkol Intergrated Agri. (FCA 15-09)**

	08/12/2018	1811137		Not Yet Received	KL18/12/01	KL18/12/012	1,769.707	1,769.707	80,577	80,577	.3045
	13/12/2018	1811091		Not Yet Received	KL18/11/07	KL18/11/07	10,377.771	10,377.771	845,260	845,260	.3045
	17/12/2018	1812035		Not Yet Received	KL18/12/02	KL18/12/02	8,384.527	8,384.527	727,210	726,983	.3045

**Exporter and IPA Code Number**

Site Code	Export Date	PNGFA Permit	Bank	LC Number/ T/T Remittance	Bill of Lading No.	Invoice Number	SGS Vol m3	Invoice Vol m3	SGS FOB USD	Invoice FOB USD	Exch. Rate
-----------	-------------	--------------	------	------------------------------	--------------------	----------------	------------	----------------	-------------	-----------------	------------

Totals for 'Site Code' = Makolkol Intergrated Agri. (FCA 15-09)

20,532.005 20,532.005 1,653,047 1,652,820

Totals for 'Exporter' = KL Connections Ltd; IPA Code:

20,532.005 20,532.005 1,653,047 1,652,820

**Laloani No 8. Limited ; IPA Code Number:**

**Dengnenge "A"Int, Agri Proj (FCA 15-10)**

08/12/2018	1811158			Not Yet Received	LN18/12/01	LN18/12/01	466.911	466.911	27,999	27,999	.3045
10/12/2018	1811133			Not Yet Received	LN18/12/02	LN18/12/02	4,840.500	4,840.500	377,497	377,497	.3045

Totals for 'Site Code' = Dengnenge "A"Int, Agri Proj (FCA 15-10)

5,307.411 5,307.411 405,496 405,496

Totals for 'Exporter' = Laloani No 8. Limited; IPA Code:

5,307.411 5,307.411 405,496 405,496

**Lawrence Wood Ltd ; IPA Code Number:**

**Lolo Blk 1 Silimate Camp (21402)**

19/12/2018	1811084			Not Yet Received	SL/06/18-BL	1811084	8,101.826	8,101.826	710,299	710,299	.3045
------------	---------	--	--	------------------	-------------	---------	-----------	-----------	---------	---------	-------

Totals for 'Site Code' = Lolo Blk 1 Silimate Camp (21402)

8,101.826 8,101.826 710,299 710,299

**Lolo Blk 2 - Geren Camp (21403)**

13/12/2018	1811085			Not Yet Received	GRN/07/183	1811084	9,514.274	9,514.274	853,192	853,192	.3045
------------	---------	--	--	------------------	------------	---------	-----------	-----------	---------	---------	-------

Totals for 'Site Code' = Lolo Blk 2 - Geren Camp (21403)

9,514.274 9,514.274 853,192 853,192

Totals for 'Exporter' = Lawrence Wood Ltd; IPA Code:

17,616.100 17,616.100 1,563,491 1,563,491

**Low Impact Logging Ltd ; IPA Code Number: 1-16358**

**Buhem Mongi Busiga (11338)**

01/12/2018	1811053			Not Yet Received	EJV-1812/MGE-11/18	LILL/MGE01/2018-11	700.133	700.133	77,015	77,015	.3045
01/12/2018	1811052			Not Yet Received	EJV-1812/OGD-11/18	LILL/OGD01/2018-11	1,158.320	1,158.320	127,415	127,415	.3045

**Exporter and IPA Code Number**

Site Code	Export Date	PNGFA Permit	Bank	LC Number/ T/T Remittance	Bill of Lading No.	Invoice Number	SGS Vol m3	Invoice Vol m3	SGS FOB USD	Invoice FOB USD	Exch. Rate
<b>Totals for 'Site Code' = Buhem Mongi Busiga (11338)</b>							<b>1,858.453</b>	<b>1,858.453</b>	<b>204,430</b>	<b>204,430</b>	
<b>Totals for 'Exporter' = Low Impact Logging Ltd; IPA Code: 1-16358</b>							<b>1,858.453</b>	<b>1,858.453</b>	<b>204,430</b>	<b>204,430</b>	

**Madang Timbers Ltd ; IPA Code Number:**

<b>Middle Ramu Block 1 (FMA 12-23)</b>											
	12/12/2018	1810064		Not Yet Received	MTL08/18	MTL08/2018	8,155.401	8,155.401	622,528	622,528	.3045
	12/12/2018	1811070		Not Yet Received	MTL08A1/18	MTL08A/18	2,908.945	2,908.945	219,286	219,286	.3045
<b>Totals for 'Site Code' = Middle Ramu Block 1 (FMA 12-23)</b>							<b>11,064.346</b>	<b>11,064.346</b>	<b>841,814</b>	<b>841,814</b>	
<b>Totals for 'Exporter' = Madang Timbers Ltd; IPA Code:</b>							<b>11,064.346</b>	<b>11,064.346</b>	<b>841,814</b>	<b>841,814</b>	

**Millionplus Corporation Ltd ; IPA Code Number:**

<b>Konoagil Inter.Aagri.Proj. (FCA 16-03)</b>											
	24/12/2018	1811083		Not Yet Received	MM-15	MM-15	7,008.224	7,008.224	824,518	824,518	.3045
<b>Totals for 'Site Code' = Konoagil Inter.Aagri.Proj. (FCA 16-03)</b>							<b>7,008.224</b>	<b>7,008.224</b>	<b>824,518</b>	<b>824,518</b>	
<b>Totals for 'Exporter' = Millionplus Corporation Ltd; IPA Code:</b>							<b>7,008.224</b>	<b>7,008.224</b>	<b>824,518</b>	<b>824,518</b>	

**Niugini International Corporation Ltd ; IPA Code Number:**

<b>Turama (10212)</b>											
	14/12/2018	1810154		Not Yet Received	18A30KU	CO	3,297.406	3,297.406	280,518	280,518	.3045
	14/12/2018	1811029		Not Yet Received	18A03E	CO	1,503.252	1,503.252	139,091	139,091	.3045
	16/12/2018	1811039		Not Yet Received	18A31KU	CO	2,702.231	2,702.231	223,818	223,818	.3045
	16/12/2018	1811049		Not Yet Received	18A32KU	CO	1,801.790	1,801.790	149,331	149,331	.3045

**Exporter and IPA Code Number**

Site Code	Export Date	PNGFA Permit	Bank	LC Number/ T/T Remittance	Bill of Lading No.	Invoice Number	SGS Vol m3	Invoice Vol m3	SGS FOB USD	Invoice FOB USD	Exch. Rate
	18/12/2018	1811012		Not Yet Received	18A04E	CO	1,030.379	1,030.379	98,831	98,831	.3045
	18/12/2018	1811050		Not Yet Received	18A05E	CO	1,600.870	1,600.870	149,795	149,795	.3045
	24/12/2018	1811151		Not Yet Received	18A34KU	CO	2,182.163	2,182.163	193,382	193,382	.3045
	24/12/2018	1812040		Not Yet Received	18A35KU	CO	1,500.993	1,500.993	128,592	128,592	.3045
	24/12/2018	1811150		Not Yet Received	18A33KU	CO	3,011.934	3,011.934	254,086	254,086	.3045
<b>Totals for 'Site Code' = Turama (10212)</b>							<b>18,631.018</b>	<b>18,631.018</b>	<b>1,617,444</b>	<b>1,617,444</b>	
<b>Vailala Block 1 (10214)</b>											
	14/12/2018	1810113		Not Yet Received	18A19KA	CO	2,200.146	2,200.146	182,157	182,157	.3045
	14/12/2018	1811048		Not Yet Received	18A20KA	CO	2,000.509	2,000.509	164,849	164,849	.3045
	18/12/2018	1810104		Not Yet Received	18A20KA	CO	2,626.424	2,626.424	219,059	219,059	.3045
	24/12/2018	1811174		Not Yet Received	18A22KA	CO	1,803.945	1,803.945	152,375	152,375	.3045
<b>Totals for 'Site Code' = Vailala Block 1 (10214)</b>							<b>8,631.024</b>	<b>8,631.024</b>	<b>718,440</b>	<b>718,440</b>	
<b>Totals for 'Exporter' = Niugini International Corporation Ltd; IPA Code:</b>							<b>27,262.042</b>	<b>27,262.042</b>	<b>2,335,884</b>	<b>2,335,884</b>	

**Niugini Lumber Merchants Ltd ; IPA Code Number:**

**Andru Johanna (LFA 14-10)**

	18/12/2018	1811036		Not Yet Received	18L13	CO	3,145.758	3,145.758	315,696	315,696	.3045
	18/12/2018	1811126		Not Yet Received	18L15	CO	2,515.744	2,515.744	251,351	251,445	.3045
	18/12/2018	1811127		Not Yet Received	18L14	CO	1,517.498	1,517.498	150,480	150,480	.3045

**Exporter and IPA Code Number**

Site Code	Export Date	PNGFA Permit	Bank	LC Number/ T/T Remittance	Bill of Lading No.	Invoice Number	SGS Vol m3	Invoice Vol m3	SGS FOB USD	Invoice FOB USD	Exch. Rate
	18/12/2018	1811161		Not Yet Received	18L12	CO	2,412.836	2,412.836	216,892	216,892	.3045
<b>Totals for 'Site Code' = Andru Johanna (LFA 14-10)</b>							<b>9,591.836</b>	<b>9,591.836</b>	<b>934,420</b>	<b>934,514</b>	
<b>Ania Kapiura Consolidated (11452)</b>											
	21/12/2018	1810132		Not Yet Received	18A32	CO	1,168.984	1,168.984	103,078	103,078	.3045
	21/12/2018	1812048		Not Yet Received	18A33	CO	909.410	909.410	76,918	76,918	.3045
<b>Totals for 'Site Code' = Ania Kapiura Consolidated (11452)</b>							<b>2,078.394</b>	<b>2,078.394</b>	<b>179,996</b>	<b>179,996</b>	
<b>Awio Amgen (21409)</b>											
	18/12/2018	1811038		Not Yet Received	18B12	CO	1,999.780	1,999.780	182,156	182,156	.3045
	18/12/2018	1811173		Not Yet Received	18B11	CO	1,000.931	1,000.931	88,725	88,725	.3045
	21/12/2018	1812105		Not Yet Received	18B13	CO	1,074.078	1,074.078	101,023	101,023	.3045
<b>Totals for 'Site Code' = Awio Amgen (21409)</b>							<b>4,074.789</b>	<b>4,074.789</b>	<b>371,904</b>	<b>371,904</b>	
<b>Totals for 'Exporter' = Niugini Lumber Merchants Ltd; IPA Code:</b>							<b>15,745.019</b>	<b>15,745.019</b>	<b>1,486,320</b>	<b>1,486,414</b>	
<b>Oro Wood Industry Ltd ; IPA Code Number:</b>											
<b>Kamusi Saiho (TP 5-11)</b>											
	17/12/2018	1811087	Kina Bank Ltd- Pom HQ	tt received	OW18/12/08	OW18/12/08	3,016.640	3,016.640	253,568	253,568	.3045
	17/12/2018	1811088		Not Yet Received	OW18/12/10	OW18/12/10	4,853.670	4,853.670	427,575	427,575	.3045
<b>Totals for 'Site Code' = Kamusi Saiho (TP 5-11)</b>							<b>7,870.310</b>	<b>7,870.310</b>	<b>681,143</b>	<b>681,143</b>	
<b>Totals for 'Exporter' = Oro Wood Industry Ltd; IPA Code:</b>							<b>7,870.310</b>	<b>7,870.310</b>	<b>681,143</b>	<b>681,143</b>	



**Exporter and IPA Code Number**

Site Code	Export Date	PNGFA Permit	Bank	LC Number/ T/T Remittance	Bill of Lading No.	Invoice Number	SGS Vol m3	Invoice Vol m3	SGS FOB USD	Invoice FOB USD	Exch. Rate
<b>Pacific Green Forest Ltd ; IPA Code Number:</b>											
<b>Walsa Inter. Agriculture Pro. (FCA10-05)</b>											
	20/12/2018	1812001		Not Yet Received	PGF-0142A	PGF-0142A	5,481.955	5,481.955	638,913	638,913	.3045
<b>Totals for 'Site Code' = Walsa Inter. Agriculture Pro. (FCA10-05)</b>							<b>5,481.955</b>	<b>5,481.955</b>	<b>638,913</b>	<b>638,913</b>	
<b>Totals for 'Exporter' = Pacific Green Forest Ltd; IPA Code:</b>							<b>5,481.955</b>	<b>5,481.955</b>	<b>638,913</b>	<b>638,913</b>	
<b>Saban Enterprises Ltd ; IPA Code Number:</b>											
<b>Huhu (Ulabo) Forest Plantation (TA4-88)</b>											
	29/12/2018	1811119		NOT Yet Received	18T21	CO	458.129	458.129	45,327	45,327	.3045
	29/12/2018	1811120		Not Yet Received	18T20	CO	1,597.335	1,597.335	158,658	158,658	.3045
	29/12/2018	1811121		not yet received	18T19	CO	2,007.976	2,007.976	190,834	190,834	.3045
<b>Totals for 'Site Code' = Huhu (Ulabo) Forest Plantation (TA4-88)</b>							<b>4,063.440</b>	<b>4,063.440</b>	<b>394,819</b>	<b>394,819</b>	
<b>Sagarai Gadaisu (10403)</b>											
	29/12/2018	1811122		Not Yet Received	18A22	CO	1,379.836	1,379.836	125,270	125,270	.3045
	29/12/2018	1811123		Not Yet Received	18A20	CO	2,041.097	2,041.097	175,565	175,565	.3045
	29/12/2018	1811124		Not Yet Received	18T20	CO	1,553.961	1,553.961	137,272	137,272	.3045
<b>Totals for 'Site Code' = Sagarai Gadaisu (10403)</b>							<b>4,974.894</b>	<b>4,974.894</b>	<b>438,106</b>	<b>438,106</b>	
<b>Totals for 'Exporter' = Saban Enterprises Ltd; IPA Code:</b>							<b>9,038.334</b>	<b>9,038.334</b>	<b>832,926</b>	<b>832,926</b>	
<b>Samas Ltd ; IPA Code Number:</b>											
<b>Aitape Lumi Consolidated FMA (61003)</b>											
	03/12/2018	1811148		Not Yet Received	SM18/12/18	SL01/12/18	262.977	262.977	60,485	60,485	.3045

**Exporter and IPA Code Number**

Site Code	Export Date	PNGFA Permit	Bank	LC Number/ T/T Remittance	Bill of Lading No.	Invoice Number	SGS Vol m3	Invoice Vol m3	SGS FOB USD	Invoice FOB USD	Exch. Rate
	19/12/2018	1811139		Not Yet Received	SM19/12/18	SL01/12/18	4,826.631	4,826.631	337,979	337,979	.3045
	19/12/2018	1811138		Not Yet Received	SM19/12/18	SL01/12/18	2,829.700	2,829.700	190,491	190,575	.3045
<b>Totals for 'Site Code' = Aitape Lumi Consolidated FMA (61003)</b>							<b>7,919.308</b>	<b>7,919.308</b>	<b>588,955</b>	<b>589,038</b>	
<b>Totals for 'Exporter' = Samas Ltd; IPA Code:</b>							<b>7,919.308</b>	<b>7,919.308</b>	<b>588,955</b>	<b>589,038</b>	

**Sentawan (PNG) Ltd ; IPA Code Number:**

**DANFU Block 12,13,14,15&18 (11640)**

	22/12/2018	1811128	Kina Bank Ltd- Pom HQ	TT Received	DFU/	STW17/18	7,699.913	7,699.913	696,259	696,259	.3045
	22/12/2018	1811079	Kina Bank Ltd- Pom HQ	TT Received	DFU/		3,295.638	3,295.638	181,260	181,260	.3045
<b>Totals for 'Site Code' = DANFU Block 12,13,14,15&amp;18 (11640)</b>							<b>10,995.551</b>	<b>10,995.551</b>	<b>877,519</b>	<b>877,519</b>	
<b>Totals for 'Exporter' = Sentawan (PNG) Ltd; IPA Code:</b>							<b>10,995.551</b>	<b>10,995.551</b>	<b>877,519</b>	<b>877,519</b>	

**Sinaran Papua Ltd ; IPA Code Number:**

**Turama Extension - Faia (10212a)**

	14/12/2018	1811047		Not Yet Received	KIK53/18	CO	1,651.925	1,651.925	154,784	154,784	.3045
	18/12/2018	1811135		Not Yet Received	KIK56/18	CO	1,648.412	1,648.412	152,241	152,241	.3045
	24/12/2018	1812059		Not Yet Received	KIK57/18	CO	1,060.975	1,060.975	96,659	96,659	.3045

**Totals for 'Site Code' = Turama Extension - Faia (10212a)**

**4,361.312 4,361.312 403,684 403,684**

**Turama Extension - Purari West(TP02-12a)**

	14/12/2018	1811026		Not Yet Received	KIK54/18	CO	1,352.253	1,352.253	115,310	115,310	.3045
	16/12/2018	1810151		Not Yet Received	KIK55/18	CO	3,003.695	3,003.695	245,581	245,581	.3045

**Exporter and IPA Code Number**

Site Code	Export Date	PNGFA Permit	Bank	LC Number/ T/T Remittance	Bill of Lading No.	Invoice Number	SGS Vol m3	Invoice Vol m3	SGS FOB USD	Invoice FOB USD	Exch. Rate
<b>Totals for 'Site Code' = Turama Extension - Purari West(TP02-12</b>							<b>4,355.948</b>	<b>4,355.948</b>	<b>360,891</b>	<b>360,891</b>	
<b>Totals for 'Exporter' = Sinaran Papua Ltd; IPA Code:</b>							<b>8,717.260</b>	<b>8,717.260</b>	<b>764,575</b>	<b>764,575</b>	
<b>Stettin Bay Lumber Co. Ltd ; IPA Code Number: 1-898</b>											
<b>Ania Kapiura Consolidated (11452)</b>											
	11/12/2018	1812026		Not Yet Received	YO-883	CO	1,004.183	1,004.183	94,299	94,299	.3045
<b>Totals for 'Site Code' = Ania Kapiura Consolidated (11452)</b>							<b>1,004.183</b>	<b>1,004.183</b>	<b>94,299</b>	<b>94,299</b>	
<b>Totals for 'Exporter' = Stettin Bay Lumber Co. Ltd; IPA Code: 1-898</b>							<b>1,004.183</b>	<b>1,004.183</b>	<b>94,299</b>	<b>94,299</b>	
<b>Summit Agriculture Ltd ; IPA Code Number:</b>											
<b>Lower Sepik (LFA 11-01)</b>											
	04/12/2018	1810069		Not Yet Received	SAL18/15B	SAL/C18/12/002	4,763.076	4,763.076	387,760	387,760	.3045
<b>Totals for 'Site Code' = Lower Sepik (LFA 11-01)</b>							<b>4,763.076</b>	<b>4,763.076</b>	<b>387,760</b>	<b>387,760</b>	
<b>Wewak/Turubu (FCA11-03)</b>											
	04/12/2018	1810070		Not Yet Received	SAL18/15A	SAL/C18/12/001	8,016.392	8,016.392	618,620	618,620	.3045
<b>Totals for 'Site Code' = Wewak/Turubu (FCA11-03)</b>							<b>8,016.392</b>	<b>8,016.392</b>	<b>618,620</b>	<b>618,620</b>	
<b>Totals for 'Exporter' = Summit Agriculture Ltd; IPA Code:</b>							<b>12,779.468</b>	<b>12,779.468</b>	<b>1,006,380</b>	<b>1,006,380</b>	
<b>Super Green Limited ; IPA Code Number:</b>											
<b>Ormand Lako TRP Project (TP3-30)</b>											
	21/12/2018	1811146		Not Yet Received	SGL21/12/01	SGL21/12/01	3,681.482	3,681.482	304,636	304,636	.3045
	31/12/2018	1811145		Not Yet Received	SGL31/12/02	SGL31/12/02	4,018.691	4,018.691	281,308	281,308	.3045
<b>Totals for 'Site Code' = Ormand Lako TRP Project (TP3-30)</b>							<b>7,700.173</b>	<b>7,700.173</b>	<b>585,945</b>	<b>585,945</b>	

**Exporter and IPA Code Number**

Site Code	Export Date	PNGFA Permit	Bank	LC Number/ T/T Remittance	Bill of Lading No.	Invoice Number	SGS Vol m3	Invoice Vol m3	SGS FOB USD	Invoice FOB USD	Exch. Rate
<b>Totals for 'Exporter' = Super Green Limited; IPA Code:</b>							<b>7,700.173</b>	<b>7,700.173</b>	<b>585,945</b>	<b>585,945</b>	
<b>Vanimo Jaya Ltd ; IPA Code Number:</b>											
<b>Makapa Timber Area (10109)</b>											
	10/12/2018	1811021	Kina Bank Ltd- Pom HQ	TT Received	MKP/012/2016	MKP/012/2018	21,015.986	21,015.986	1,703,012	1,703,012	.3045
	19/12/2018	1811113	Kina Bank Ltd- Pom HQ	TT Received	MKP/013/2018	MKP/013/2018	4,651.337	4,651.337	534,904	534,904	.3045
<b>Totals for 'Site Code' = Makapa Timber Area (10109)</b>							<b>25,667.323</b>	<b>25,667.323</b>	<b>2,237,916</b>	<b>2,237,916</b>	
<b>Totals for 'Exporter' = Vanimo Jaya Ltd; IPA Code:</b>							<b>25,667.323</b>	<b>25,667.323</b>	<b>2,237,916</b>	<b>2,237,916</b>	
<b>Viva Success Ltd ; IPA Code Number:</b>											
<b>Central New Ireland (11642)</b>											
	25/12/2018	1811105		Not Yet Received	VSL/HB/26A/18	VSL/HB/26A18	7,002.325	7,002.325	843,406	843,406	.3045
	25/12/2018	1811106		Not Yet Received	VSL/HB/27A/18	VSL/HB/27A/18	6,591.867	6,591.867	704,408	704,408	.3045
<b>Totals for 'Site Code' = Central New Ireland (11642)</b>							<b>13,594.192</b>	<b>13,594.192</b>	<b>1,547,813</b>	<b>1,547,813</b>	
<b>Totals for 'Exporter' = Viva Success Ltd; IPA Code:</b>							<b>13,594.192</b>	<b>13,594.192</b>	<b>1,547,813</b>	<b>1,547,813</b>	
<b>Wawoi Guavi Timber Co Ltd ; IPA Code Number: 1-8150</b>											
<b>Wawoi Guavi (10107)</b>											
	08/12/2018	1810185		Not Yet Received	WGRL01A1218	CO	4,092.746	4,092.746	332,888	332,888	.3045
	08/12/2018	1811035		Not Yet Received	WGRL01B1218	CO	2,066.060	2,066.060	174,934	174,934	.3045
	22/12/2018	1811134		Not Yet Received	WGRL031218	CO	6,005.327	6,005.327	509,256	509,256	.3045
	29/12/2018	1810175		Not Yet Received	WGRL02B1218	CO	5,416.589	5,416.589	456,120	456,120	.3045

**Exporter and IPA Code Number**

Site Code	Export Date	PNGFA Permit	Bank	LC Number/ T/T Remittance	Bill of Lading No.	Invoice Number	SGS Vol m3	Invoice Vol m3	SGS FOB USD	Invoice FOB USD	Exch. Rate
	29/12/2018	1810177		Not Yet Received	WGRL02A1218	CO	6,579.478	6,579.478	570,786	570,786	.3045
<b>Totals for 'Site Code' = Wawoi Guavi (10107)</b>							<b>24,160.200</b>	<b>24,160.200</b>	<b>2,043,985</b>	<b>2,043,985</b>	
<b>Totals for 'Exporter' = Wawoi Guavi Timber Co Ltd; IPA Code: 1-8150</b>							<b>24,160.200</b>	<b>24,160.200</b>	<b>2,043,985</b>	<b>2,043,985</b>	

**Woodbank Pacific Ltd ; IPA Code Number:**

**Vanimo TRP TP 10-8**

	08/12/2018	1812010		Not Yet Received	WP003/18	WP/ERL/003/2018	600.471	600.471	156,122	156,122	.3045
	16/12/2018	1812009		Not Yet Received	WP005/18	WP/ERL/005/2018	661.935	661.935	172,103	172,103	.3045
	20/12/2018	1811132	CIMB BANK Kuala Lumpur	LC0110218A02164	WP004/18	WP/ERL/004/2018	4,043.745	4,043.745	337,885	337,885	.3045
<b>Totals for 'Site Code' = Vanimo TRP TP 10-8</b>							<b>5,306.151</b>	<b>5,306.151</b>	<b>666,111</b>	<b>666,111</b>	
<b>Totals for 'Exporter' = Woodbank Pacific Ltd; IPA Code:</b>							<b>5,306.151</b>	<b>5,306.151</b>	<b>666,111</b>	<b>666,111</b>	

**Yama (PNG) Limited ; IPA Code Number:**

**Passismanua Block 1 Alimbit Camp (2141)**

	04/12/2018	1811081		Not Yet Received	YAL-05/18-BL	1811081	8,306.641	8,306.641	810,911	810,911	.3045
<b>Totals for 'Site Code' = Passismanua Block 1 Alimbit Camp (2141)</b>							<b>8,306.641</b>	<b>8,306.641</b>	<b>810,911</b>	<b>810,911</b>	
<b>Totals for 'Exporter' = Yama (PNG) Limited; IPA Code:</b>							<b>8,306.641</b>	<b>8,306.641</b>	<b>810,911</b>	<b>810,911</b>	

**Grand Totals**

**420,131    420,131    41,612,854    41,615,132**

## Substantial Log Export Permit Discrepancies in Log Volumes Loaded for Export for December/2018 (discrepancies exceeding 40%, or exceeding 10% and 40 m3)

Report printed: 29/01/2019 9:44:05 AM

Co. Grouping	Exporter	Site	SGS Ref No.	Date Exported	Permit Number	Grade	Species/Group	Permit Vol. (m3)	Shipped Vol. (m3)	Discrepancy (%)
Rimbunan Hijau (PNG) Ltd	Niugini Lumber Merchants Ltd	Awio Amgen (21409)	23506	8/12/2018	1811038	Saw/Veneer	Planchonella	30	683.29	2177.6
Rimbunan Hijau (PNG) Ltd	Niugini Lumber Merchants Ltd	Awio Amgen (21409)	23679	1/12/2018	1812105	Saw/Veneer	Planchonella	25	398.333	1493.3
Summit Agriculture Ltd	Summit Agriculture Ltd	Lower Sepik (LFA 11-01)	23416	4/12/2018	1810069	Saw/Veneer	Taun	100	1122.15	1022.1
Rimbunan Hijau (PNG) Ltd	Niugini Lumber Merchants Ltd	Ania Kapiura Consolidated (11452)	23451	1/12/2018	1810132	Saw/Veneer	Erima	30	327.384	991.3
Rimbunan Hijau (PNG) Ltd	Niugini Lumber Merchants Ltd	Andru Johanna (LFA 14-10)	23561	8/12/2018	1811126	Saw/Veneer	Terminalia	15	128.619	757.5
WTK Realty Ltd	Amanab Forest Products Ltd	Amanab Blocks 1-4 FMA (61001)	23541	2/12/2018	1811076	Saw/Veneer	Burckella	10	73.709	637.1
Rimbunan Hijau (PNG) Ltd	Niugini International Corporation Ltd	Turama (10212)	23464	4/12/2018	1810154	Saw/Veneer	Hekakoro	30	219.501	631.7
Summit Agriculture Ltd	Summit Agriculture Ltd	Wewak/Turubu (FCA11-03)	23429	4/12/2018	1810070	Saw/Veneer	Taun	150	1039.24	592.8
Rimbunan Hijau (PNG) Ltd	Niugini Lumber Merchants Ltd	Ania Kapiura Consolidated (11452)	23640	1/12/2018	1812048	Saw/Veneer	Group 2	100	659.469	559.5
Rimbunan Hijau (PNG) Ltd	Niugini International Corporation Ltd	Turama (10212)	23515	8/12/2018	1811050	Saw/Veneer	Kwila	5	30.016	500.3
WTK Realty Ltd	Amanab Forest Products Ltd	Amanab Blocks 1-4 FMA (61001)	23541	2/12/2018	1811076	Saw/Veneer	Dillenia	10	58.082	480.8
WTK Realty Ltd	Amanab Forest Products Ltd	Amanab Blocks 1-4 FMA (61001)	23541	2/12/2018	1811076	Saw/Veneer	Lophopetallum /Perupok	5	26.205	424.1
WTK Realty Ltd	Madang Timbers Ltd	Middle Ramu Block 1 (FMA 12-23)	23482	2/12/2018	1810064	Saw/Veneer	Dillenia	4	18.805	370.1
Rimbunan Hijau (PNG) Ltd	Wawoi Guavi Timber Co Ltd	Wawoi Guavi (10107)	23509	8/12/2018	1811035	Saw/Veneer	Group 4	200	870.345	335.2
Pacific Green Forest Ltd	Pacific Green Forest Ltd	Walsa Inter. Agriculture Pro. (FCA10-05)	23606	0/12/2018	1812001	Saw/Veneer	PNG Mersawa	50	211.205	322.4
Rimbunan Hijau (PNG) Ltd	Niugini International Corporation Ltd	Turama (10212)	23491	8/12/2018	1811012	Saw/Veneer	Kwila	5	20.038	300.8
Oro Wood Industry Ltd	Oro Wood Industry Ltd	Kamusi Saiho (TP 5-11)	23547	7/12/2018	1811088	Saw/Veneer	Dillenia	7.198	26.336	265.9
WTK Realty Ltd	Amanab Forest Products Ltd	Amanab Blocks 1-4 FMA (61001)	23541	2/12/2018	1811076	Saw/Veneer	PNG Mersawa	5	17.678	253.6
Rimbunan Hijau (PNG) Ltd	Niugini Lumber Merchants Ltd	Andru Johanna (LFA 14-10)	23508	8/12/2018	1811036	Saw/Veneer	Taun	500	1752.96	250.6
Rimbunan Hijau (PNG) Ltd	Island Forest Resources Ltd	Anu Alimbit (21405)	23510	9/12/2018	1811040	Saw/Veneer	Erima	50	174.976	250.0

REPORT - Substantial Log Export Permit Discrepancies in Volumes Exported for December/2018 *Continued*

Co. Grouping	Exporter	Site	SGS Ref No.	Date Exported	Permit Number	Grade	Species/Group	Permit Vol. (m3)	Shipped Vol. (m3)	Discrepancy (%)
Rimbunan Hijau (PNG) Ltd	Niugini International Corporation Ltd	Turama (10212)	23491	8/12/2018	1811012	Saw/Veneer	PNG Walnut	20	67.716	238.6
Rimbunan Hijau (PNG) Ltd	Island Forest Resources Ltd	Anu Alimbit (21405)	23499	9/12/2018	1810184	Saw/Veneer	Taun	600	2011.60	235.3
Rimbunan Hijau (PNG) Ltd	Island Forest Resources Ltd	Anu Alimbit (21405)	23510	9/12/2018	1811040	Saw/Veneer	Taun	500	1556.78	211.4
Rimbunan Hijau (PNG) Ltd	Niugini Lumber Merchants Ltd	Ania Kapiura Consolidated (11452)	23451	1/12/2018	1810132	Saw/Veneer	Group 2	100	308.21	208.2
Rimbunan Hijau (PNG) Ltd	Niugini International Corporation Ltd	Vailala Block 1 (10214)	23437	4/12/2018	1810113	Saw/Veneer	Group 2	190	575.577	202.9
Rimbunan Hijau (PNG) Ltd	Island Forest Resources Ltd	Anu Alimbit (21405)	23449	3/12/2018	1810138	Saw/Veneer	Planchonella	20	60.266	201.3
Rimbunan Hijau (PNG) Ltd	Sinaran Papua Ltd	Turama Extension - Purari West(TP02-12)	23463	6/12/2018	1810151	Saw/Veneer	Terminalia	200	601.393	200.7
Rimbunan Hijau (PNG) Ltd	Niugini Lumber Merchants Ltd	Andru Johanna (LFA 14-10)	23508	8/12/2018	1811036	Saw/Veneer	Erima	50	149.092	198.2
Rimbunan Hijau (PNG) Ltd	Niugini Lumber Merchants Ltd	Andru Johanna (LFA 14-10)	23561	8/12/2018	1811126	Saw/Veneer	Calophyllum	100	290.618	190.6
Rimbunan Hijau (PNG) Ltd	Wawoi Guavi Timber Co Ltd	Wawoi Guavi (10107)	23481	9/12/2018	1810177	Saw/Veneer	Taun	500	1396.91	179.4
Rimbunan Hijau (PNG) Ltd	Niugini Lumber Merchants Ltd	Ania Kapiura Consolidated (11452)	23451	1/12/2018	1810132	Saw/Veneer	Terminalia	30	81.63	172.1
Pacific Green Forest Ltd	Pacific Green Forest Ltd	Walsa Inter. Agriculture Pro. (FCA10-05)	23606	0/12/2018	1812001	Saw/Veneer	Terminalia	75	202.622	170.2
Viva Success Ltd	Viva Success Ltd	Central New Ireland (11642)	23558	5/12/2018	1811106	Saw/Veneer	Pencil Cedar	200	536.087	168.0
Continental Alliance Ltd	Continental Alliance Ltd	Meander May Valley int.Agr. (FCA 11-05)	23431	4/12/2018	1810067	Saw/Veneer	Dillenia	100	265.492	165.5
Rimbunan Hijau (PNG) Ltd	Island Forest Resources Ltd	Anu Alimbit (21405)	23450	3/12/2018	1810139	Saw/Veneer	Planchonella	20	50.997	155.0
Rimbunan Hijau (PNG) Ltd	Island Forest Resources Ltd	Anu Alimbit (21405)	23450	3/12/2018	1810139	Saw/Veneer	Group 4	240	604.459	151.9
Pacific Green Forest Ltd	Pacific Green Forest Ltd	Walsa Inter. Agriculture Pro. (FCA10-05)	23606	0/12/2018	1812001	Saw/Veneer	Pencil Cedar	100	248.999	149.0
Rimbunan Hijau (PNG) Ltd	Niugini Lumber Merchants Ltd	Awio Amgen (21409)	23506	8/12/2018	1811038	Saw/Veneer	Group 4	100	242.906	142.9
Rimbunan Hijau (PNG) Ltd	Wawoi Guavi Timber Co Ltd	Wawoi Guavi (10107)	23509	8/12/2018	1811035	Saw/Veneer	Group 2	100	241.947	141.9
WTK Realty Ltd	Amanab Forest Products Ltd	Amanab Blocks 1-4 FMA (61001)	23541	2/12/2018	1811076	Saw/Veneer	Malas	55	132.543	141.0
Global Elite Ltd	Global Elite Ltd	Wammy Rural Development Pro. (FCA 10)	23430	4/12/2018	1810068	Saw/Veneer	Taun	150	356.609	137.7
Summit Agriculture Ltd	Summit Agriculture Ltd	Wewak/Turubu (FCA11-03)	23429	4/12/2018	1810070	Saw/Veneer	PNG Walnut	100	232.917	132.9
WTK Realty Ltd	Amanab Forest Products Ltd	Amanab Blocks 1-4 FMA (61001)	23590	2/12/2018	1811147	Saw/Veneer	Erima	10	22.68	126.8
Rimbunan Hijau (PNG) Ltd	Niugini International Corporation Ltd	Turama (10212)	23515	8/12/2018	1811050	Saw/Veneer	Terminalia	30	67.986	126.6
Rimbunan Hijau (PNG) Ltd	Niugini International Corporation Ltd	Turama (10212)	23515	8/12/2018	1811050	Saw/Veneer	Planchonella	15	33.435	122.9
Rimbunan Hijau (PNG) Ltd	Niugini International Corporation Ltd	Vailala Block 1 (10214)	23604	4/12/2018	1811174	Saw/Veneer	Burckella	30	66.811	122.7
Rimbunan Hijau (PNG) Ltd	Niugini International Corporation Ltd	Turama (10212)	23464	4/12/2018	1810154	Saw/Veneer	Malas	100	219.635	119.6
WTK Realty Ltd	Madang Timbers Ltd	Middle Ramu Block 1 (FMA 12-23)	23482	2/12/2018	1810064	Saw/Veneer	Erima	15	32.767	118.4
WTK Realty Ltd	Madang Timbers Ltd	Middle Ramu Block 1 (FMA 12-23)	23538	2/12/2018	1811070	Saw/Veneer	Calophyllum	6	13.069	117.8

REPORT - Substantial Log Export Permit Discrepancies in Volumes Exported for December/2018 *Continued*

Co. Grouping	Exporter	Site	SGS Ref No.	Date Exported	Permit Number	Grade	Species/Group	Permit Vol. (m3)	Shipped Vol. (m3)	Discrepancy (%)
WTK Realty Ltd	Amanab Forest Products Ltd	Amanab Blocks 1-4 FMA (61001)	23590	2/12/2018	1811147	Saw/Veneer	Taun	250	543.733	117.5
Rimbunan Hijau (PNG) Ltd	Niugini International Corporation Ltd	Turama (10212)	23491	8/12/2018	1811012	Saw/Veneer	Hekakoro	30	65.077	116.9
Rimbunan Hijau (PNG) Ltd	Niugini International Corporation Ltd	Vailala Block 1 (10214)	23427	8/12/2018	1810104	Saw/Veneer	Terminalia	85	183.634	116.0
Rimbunan Hijau (PNG) Ltd	Niugini International Corporation Ltd	Turama (10212)	23515	8/12/2018	1811050	Saw/Veneer	PNG Walnut	30	64.218	114.1
Cakara Alam (PNG) Ltd	Cakara Alam (PNG) Ltd	Pulie-Anu LFA TP 14-04	23473	9/12/2018	1810160	Saw/Veneer	Planchonella	30	62.873	109.6
Oro Wood Industry Ltd	Oro Wood Industry Ltd	Kamusi Saiho (TP 5-11)	23548	7/12/2018	1811087	Saw/Veneer	Calophyllum	13.465	28.024	108.1
Rimbunan Hijau (PNG) Ltd	Niugini International Corporation Ltd	Vailala Block 1 (10214)	23427	8/12/2018	1810104	Saw/Veneer	Canarium	120	246.317	105.3
Cakara Alam (PNG) Ltd	Cakara Alam (PNG) Ltd	Pulie-Anu LFA TP 14-04	23473	9/12/2018	1810160	Saw/Veneer	Lophopetalum /Perupok	5	10.237	104.7
Rimbunan Hijau (PNG) Ltd	Wawoi Guavi Timber Co Ltd	Wawoi Guavi (10107)	23509	8/12/2018	1811035	Saw/Veneer	Pencil Cedar	100	202.51	102.5
Pacific Green Forest Ltd	Pacific Green Forest Ltd	Walsa Inter. Agriculture Pro. (FCA10-05)	23606	0/12/2018	1812001	Saw/Veneer	Malas	50	99.814	99.6
Rimbunan Hijau (PNG) Ltd	Wawoi Guavi Timber Co Ltd	Wawoi Guavi (10107)	23573	2/12/2018	1811134	Saw/Veneer	Pencil Cedar	200	395.197	97.6
Rimbunan Hijau (PNG) Ltd	Niugini Lumber Merchants Ltd	Awio Amgen (21409)	23679	1/12/2018	1812105	Saw/Veneer	Taun	150	296.148	97.4
Rimbunan Hijau (PNG) Ltd	Wawoi Guavi Timber Co Ltd	Wawoi Guavi (10107)	23573	2/12/2018	1811134	Saw/Veneer	Group 4	1000	1965.46	96.5
Rimbunan Hijau (PNG) Ltd	Niugini International Corporation Ltd	Turama (10212)	23514	6/12/2018	1811049	Saw/Veneer	Group 4	300	588.874	96.3
Rimbunan Hijau (PNG) Ltd	Niugini International Corporation Ltd	Vailala Block 1 (10214)	23437	4/12/2018	1810113	Saw/Veneer	Group 4	260	506.197	94.7
Rimbunan Hijau (PNG) Ltd	Niugini Lumber Merchants Ltd	Andru Johanna (LFA 14-10)	23508	8/12/2018	1811036	Saw/Veneer	Calophyllum	160	308.626	92.9
Rimbunan Hijau (PNG) Ltd	Niugini International Corporation Ltd	Turama (10212)	23515	8/12/2018	1811050	Saw/Veneer	Taun	200	385.435	92.7
Rimbunan Hijau (PNG) Ltd	Niugini International Corporation Ltd	Vailala Block 1 (10214)	23427	8/12/2018	1810104	Saw/Veneer	Burckella	50	95.945	91.9
Rimbunan Hijau (PNG) Ltd	Island Forest Resources Ltd	Anu Alimbit (21405)	23450	3/12/2018	1810139	Saw/Veneer	Group 3	250	477.248	90.9
Bewani Forest Product Ltd	Bewani Forest Product Ltd	W/Sepik Prov. (Portion 160C, FCA 10-03)	23631	2/12/2018	1812019	Saw/Veneer	Group 3	210	400.51	90.7
Rimbunan Hijau (PNG) Ltd	Niugini International Corporation Ltd	Vailala Block 1 (10214)	23427	8/12/2018	1810104	Saw/Veneer	PNG Mersawa	50	95.245	90.5
Rimbunan Hijau (PNG) Ltd	Niugini Lumber Merchants Ltd	Awio Amgen (21409)	23603	8/12/2018	1811173	Saw/Veneer	Dillenia	50	94.775	89.6
WTK Realty Ltd	Amanab Forest Products Ltd	Amanab Blocks 1-4 FMA (61001)	23541	2/12/2018	1811076	Saw/Veneer	Canarium	255	483.313	89.5
Rimbunan Hijau (PNG) Ltd	Niugini Lumber Merchants Ltd	Awio Amgen (21409)	23679	1/12/2018	1812105	Saw/Veneer	Terminalia	30	56.479	88.3
Rimbunan Hijau (PNG) Ltd	Niugini International Corporation Ltd	Vailala Block 1 (10214)	23604	4/12/2018	1811174	Saw/Veneer	Erima	50	93.833	87.7



REPORT - Substantial Log Export Permit Discrepancies in Volumes Exported for December/2018 *Continued*

Co. Grouping	Exporter	Site	SGS Ref No.	Date Exported	Permit Number	Grade	Species/ Group	Permit Vol. (m3)	Shipped Vol. (m3)	Discrepancy (%)
Cakara Alam (PNG) Ltd	Cakara Alam (PNG) Ltd	Pulie-Anu LFA TP 14-04	23602	9/12/2018	1811168	Saw/Veneer	Erima	40	74.999	87.5
Rimbunan Hijau (PNG) Ltd	Sinaran Papua Ltd	Turama Extension - Purari West(TP02-12	23500	4/12/2018	1811026	Saw/Veneer	Group 2	200	373.908	87.0
Cakara Alam (PNG) Ltd	Cakara Alam (PNG) Ltd	Pulie-Anu LFA TP 14-04	23473	9/12/2018	1810160	Saw/Veneer	Burckella	75	138.171	84.2
Yama (PNG) Limited	Yama (PNG) Limited	Passismanua Block 1 Alimbit Camp (2141	23544	4/12/2018	1811081	Saw/Veneer	Dillenia	10	18.382	83.8
Rimbunan Hijau (PNG) Ltd	Wawoi Guavi Timber Co Ltd	Wawoi Guavi (10107)	23480	9/12/2018	1810175	Saw/Veneer	Calophyllum	100	182.256	82.3
Amanab Forest Products Ltd	Woodbank Pacific Ltd	Vanimo TRP TP 10-8	23589	0/12/2018	1811132	Saw/Veneer	Erima	10	18.184	81.8
Rimbunan Hijau (PNG) Ltd	Wawoi Guavi Timber Co Ltd	Wawoi Guavi (10107)	23501	8/12/2018	1810185	Saw/Veneer	Group 3	700	1268.46	81.2
Pacific Green Forest Ltd	Pacific Green Forest Ltd	Walsa Inter. Agriculture Pro. (FCA10-05)	23606	0/12/2018	1812001	Saw/Veneer	Calophyllum	70	126.804	81.1
Rimbunan Hijau (PNG) Ltd	Wawoi Guavi Timber Co Ltd	Wawoi Guavi (10107)	23509	8/12/2018	1811035	Saw/Veneer	Erima	100	181.111	81.1
Rimbunan Hijau (PNG) Ltd	Niugini Lumber Merchants Ltd	Ania Kapiura Consolidated (11452)	23451	1/12/2018	1810132	Saw/Veneer	Planchonella	15	27.12	80.8
Rimbunan Hijau (PNG) Ltd	Niugini International Corporation Ltd	Turama (10212)	23464	4/12/2018	1810154	Saw/Veneer	Group 4	500	900.853	80.2
Pacific Green Forest Ltd	Pacific Green Forest Ltd	Walsa Inter. Agriculture Pro. (FCA10-05)	23606	0/12/2018	1812001	Saw/Veneer	Group 3	600	1070.12	78.4
Brilliant Investment Ltd	DD Investment Ltd	Bewani, Mushu (21001)	23531	1/12/2018	1811055	Saw/Veneer	Group 4	580	1032.16	78.0
Rimbunan Hijau (PNG) Ltd	Island Forest Resources Ltd	Anu Alimbit (21405)	23449	3/12/2018	1810138	Saw/Veneer	PNG Walnut	50	88.911	77.8
Rimbunan Hijau (PNG) Ltd	Niugini Lumber Merchants Ltd	Andru Johanna (LFA 14-10)	23559	8/12/2018	1811127	Saw/Veneer	Taun	500	884.6	76.9
Rimbunan Hijau (PNG) Ltd	Niugini International Corporation Ltd	Vailala Block 1 (10214)	23513	4/12/2018	1811048	Saw/Veneer	Planchonella	15	26.511	76.7
Rimbunan Hijau (PNG) Ltd	Wawoi Guavi Timber Co Ltd	Wawoi Guavi (10107)	23480	9/12/2018	1810175	Saw/Veneer	Group 4	1000	1764.27	76.4
Rimbunan Hijau (PNG) Ltd	Niugini International Corporation Ltd	Vailala Block 1 (10214)	23427	8/12/2018	1810104	Saw/Veneer	Group 3	300	527.481	75.8
Rimbunan Hijau (PNG) Ltd	Niugini International Corporation Ltd	Vailala Block 1 (10214)	23513	4/12/2018	1811048	Saw/Veneer	Erima	50	87.868	75.7
WTK Realty Ltd	Amanab Forest Products Ltd	Amanab Blocks 1-4 FMA (61001)	23590	2/12/2018	1811147	Saw/Veneer	PNG Walnut	60	105.187	75.3
Rimbunan Hijau (PNG) Ltd	Sinaran Papua Ltd	Turama Extension - Faia (10212a)	23511	4/12/2018	1811047	Saw/Veneer	Malas	10	17.479	74.8
Yama (PNG) Limited	Yama (PNG) Limited	Passismanua Block 1 Alimbit Camp (2141	23544	4/12/2018	1811081	Saw/Veneer	PNG Walnut	5	8.719	74.4
Rimbunan Hijau (PNG) Ltd	Niugini International Corporation Ltd	Turama (10212)	23505	6/12/2018	1811039	Saw/Veneer	Group 4	500	864.014	72.8
Rimbunan Hijau (PNG) Ltd	Niugini International Corporation Ltd	Turama (10212)	23621	4/12/2018	1812040	Saw/Veneer	Taun	100	171.592	71.6
Rimbunan Hijau (PNG) Ltd	Niugini International Corporation Ltd	Turama (10212)	23504	4/12/2018	1811029	Saw/Veneer	Taun	300	514.7	71.6
Cakara Alam (PNG) Ltd	Cakara Alam (PNG) Ltd	East Arawe (11455)	23601	9/12/2018	1811167	Saw/Veneer	Calophyllum	250	428.74	71.5
Cakara Alam (PNG) Ltd	Cakara Alam (PNG) Ltd	East Arawe (11455)	23635	9/12/2018	1812008	Saw/Veneer	Malas	110	187.725	70.7

REPORT - Substantial Log Export Permit Discrepancies in Volumes Exported for December/2018 *Continued*

Co. Grouping	Exporter	Site	SGS Ref No.	Date Exported	Permit Number	Grade	Species/ Group	Permit Vol. (m3)	Shipped Vol. (m3)	Discrepancy (%)
Rimbunan Hijau (PNG) Ltd	Island Forest Resources Ltd	Anu Alimbit (21405)	23450	3/12/2018	1810139	Saw/Veneer	Terminalia	60	102.365	70.6
WTK Realty Ltd	Amanab Forest Products Ltd	Amanab Blocks 1-4 FMA (61001)	23541	2/12/2018	1811076	Saw/Veneer	Planchonella	10	16.993	69.9
East Papua Timber Resources Ltd	East Papua Timber Resources Ltd	Brown River/Kuriva (10337)	23398	2/12/2018	1810047	Plantation diam 20 - 29 cm: tiny small	Teak (b) tiny small (plntn)	250	424.304	69.7
Vanimo Jaya Ltd	Sentawan (PNG) Ltd	DANFU Block 12,13,14,15&18 (11640)	23612	2/12/2018	1811128	Saw/Veneer	Taun	2401.047	4068.22	69.4
WTK Realty Ltd	Amanab Forest Products Ltd	Amanab Blocks 1-4 FMA (61001)	23541	2/12/2018	1811076	Saw/Veneer	Pencil Cedar	180	303.105	68.4
Pacific Green Forest Ltd	Pacific Green Forest Ltd	Walsa Inter. Agriculture Pro. (FCA10-05)	23606	0/12/2018	1812001	Saw/Veneer	Taun	190	319.675	68.3
Rimbunan Hijau (PNG) Ltd	Sinaran Papua Ltd	Turama Extension - Purari West(TP02-12)	23500	4/12/2018	1811026	Saw/Veneer	PNG Mersawa	100	166.637	66.6
Uni Rise Ltd	Lawrence Wood Ltd	Lolo Blk 1 Silimate Camp (21402)	23553	9/12/2018	1811084	Saw/Veneer	Planchonella	15	24.985	66.6
Rimbunan Hijau (PNG) Ltd	Island Forest Resources Ltd	Anu Alimbit (21405)	23449	3/12/2018	1810138	Saw/Veneer	Group 4	240	398.763	66.2
Rimbunan Hijau (PNG) Ltd	Niugini International Corporation Ltd	Turama (10212)	23587	4/12/2018	1811150	Saw/Veneer	Dillenia	25	41.338	65.4
Cakara Alam (PNG) Ltd	Cakara Alam (PNG) Ltd	East Arawe (11455)	23635	9/12/2018	1812008	Saw/Veneer	Canarium	210	346.428	65.0
Rimbunan Hijau (PNG) Ltd	Island Forest Resources Ltd	Anu Alimbit (21405)	23449	3/12/2018	1810138	Saw/Veneer	Taun	1000	1636.79	63.7
Rimbunan Hijau (PNG) Ltd	Niugini International Corporation Ltd	Turama (10212)	23504	4/12/2018	1811029	Saw/Veneer	Planchonella	15	24.423	62.8
WTK Realty Ltd	Madang Timbers Ltd	Middle Ramu Block 1 (FMA 12-23)	23482	2/12/2018	1810064	Saw/Veneer	Lophopetalum /Perupok	16	25.695	60.6
Vanimo Jaya Ltd	Sentawan (PNG) Ltd	DANFU Block 12,13,14,15&18 (11640)	23612	2/12/2018	1811128	Saw/Veneer	PNG Walnut	23.829	38.267	60.6
WTK Realty Ltd	Amanab Forest Products Ltd	Amanab Blocks 1-4 FMA (61001)	23590	2/12/2018	1811147	Saw/Veneer	Calophyllum	50	79.934	59.9
Cakara Alam (PNG) Ltd	Cakara Alam (PNG) Ltd	East Arawe (11455)	23635	9/12/2018	1812008	Saw/Veneer	Group 3	200	317.152	58.6
Allied Success International Limited	Allied Success International Limited	Begere Rice & Integrated (FCA 01-02)	23571	0/12/2018	1811131	Saw/Veneer	Burckella	15	23.624	57.5
Rimbunan Hijau (PNG) Ltd	Niugini Lumber Merchants Ltd	Andru Johanna (LFA 14-10)	23561	8/12/2018	1811126	Saw/Veneer	Taun	900	1413.31	57.0
Rimbunan Hijau (PNG) Ltd	Niugini International Corporation Ltd	Turama (10212)	23586	4/12/2018	1811151	Saw/Veneer	Terminalia	80	125.092	56.4
Vanimo Jaya Ltd	Sentawan (PNG) Ltd	DANFU Block 12,13,14,15&18 (11640)	23612	2/12/2018	1811128	Saw/Veneer	Planchonella	55.76	86.885	55.8
WTK Realty Ltd	Amanab Forest Products Ltd	Amanab Blocks 1-4 FMA (61001)	23541	2/12/2018	1811076	Saw/Veneer	Group 3	550	854.062	55.3
Rimbunan Hijau (PNG) Ltd	Niugini International Corporation Ltd	Turama (10212)	23491	8/12/2018	1811012	Saw/Veneer	Terminalia	30	46.519	55.1
Rimbunan Hijau (PNG) Ltd	Niugini International Corporation Ltd	Turama (10212)	23586	4/12/2018	1811151	Saw/Veneer	Group 4	300	465.11	55.0
Aset Meriah (PNG) Ltd	Aset Meriah (PNG) Ltd	Umboi Island (11327)	23581	2/12/2018	1811143	Saw/Veneer	Taun	200	309.715	54.9

REPORT - Substantial Log Export Permit Discrepancies in Volumes Exported for December/2018 *Continued*

Co. Grouping	Exporter	Site	SGS Ref No.	Date Exported	Permit Number	Grade	Species/ Group	Permit Vol. (m3)	Shipped Vol. (m3)	Discrepancy (%)
Rimbunan Hijau (PNG) Ltd	Niugini International Corporation Ltd	Turama (10212)	23464	4/12/2018	1810154	Saw/Veneer	Erima	100	154.411	54.4
Rimbunan Hijau (PNG) Ltd	Island Forest Resources Ltd	Anu Alimbit (21405)	23450	3/12/2018	1810139	Saw/Veneer	Calophyllum	60	92.465	54.1
Rimbunan Hijau (PNG) Ltd	Wawoi Guavi Timber Co Ltd	Wawoi Guavi (10107)	23501	8/12/2018	1810185	Saw/Veneer	Group 4	700	1077.3	53.9
Rimbunan Hijau (PNG) Ltd	Wawoi Guavi Timber Co Ltd	Wawoi Guavi (10107)	23501	8/12/2018	1810185	Saw/Veneer	Calophyllum	200	307.559	53.8
Rimbunan Hijau (PNG) Ltd	Niugini International Corporation Ltd	Turama (10212)	23586	4/12/2018	1811151	Saw/Veneer	Lophopetalum /Perupok	5	7.598	52.0
Rimbunan Hijau (PNG) Ltd	Niugini International Corporation Ltd	Vailala Block 1 (10214)	23513	4/12/2018	1811048	Saw/Veneer	Group 4	300	455.646	51.9
Rimbunan Hijau (PNG) Ltd	Niugini Lumber Merchants Ltd	Awio Amgen (21409)	23679	1/12/2018	1812105	Saw/Veneer	Canarium	65	97.804	50.5
Cakara Alam (PNG) Ltd	Cakara Alam (PNG) Ltd	Pulie-Anu LFA TP 14-04	23602	9/12/2018	1811168	Saw/Veneer	Planchonella	65	97.793	50.5
Allied Success International Limited	Allied Success International Limited	Begere Rice & Integrated (FCA 01-02)	23571	0/12/2018	1811131	Saw/Veneer	Calophyllum	25	37.485	49.9
Rimbunan Hijau (PNG) Ltd	Wawoi Guavi Timber Co Ltd	Wawoi Guavi (10107)	23501	8/12/2018	1810185	Saw/Veneer	Pencil Cedar	100	149.821	49.8
Rimbunan Hijau (PNG) Ltd	Island Forest Resources Ltd	Anu Alimbit (21405)	23449	3/12/2018	1810138	Saw/Veneer	Group 3	250	374.266	49.7
Rimbunan Hijau (PNG) Ltd	Niugini International Corporation Ltd	Turama (10212)	23586	4/12/2018	1811151	Saw/Veneer	Malas	170	254.414	49.7
Rimbunan Hijau (PNG) Ltd	Niugini International Corporation Ltd	Vailala Block 1 (10214)	23513	4/12/2018	1811048	Saw/Veneer	Group 3	300	448.463	49.5
KK Connections Ltd	KK Connections Ltd	Inland Lassul Baining (FCA 15-11)	23600	0/12/2018	1811169	Saw/Veneer	Canarium	51	76.002	49.0
Continental Alliance Ltd	Continental Alliance Ltd	Meander May Valley int.Agri. (FCA 11-05)	23431	4/12/2018	1810067	Saw/Veneer	Group 2	200	298.011	49.0
Super Green Limited	Super Green Limited	Ormand Lako TRP Project (TP3-30)	23576	1/12/2018	1811146	Saw/Veneer	Calophyllum	107	158.906	48.5
Cakara Alam (PNG) Ltd	Cakara Alam (PNG) Ltd	East Arawe (11455)	23601	9/12/2018	1811167	Saw/Veneer	Terminalia	150	222.627	48.4
Samas Ltd	Samas Ltd	Aitape Lumi Consolidated FMA (61003)	23575	9/12/2018	1811138	Saw/Veneer	Lophopetalum /Perupok	37	54.899	48.4
Rimbunan Hijau (PNG) Ltd	Wawoi Guavi Timber Co Ltd	Wawoi Guavi (10107)	23480	9/12/2018	1810175	Saw/Veneer	Pencil Cedar	200	295.124	47.6
Allied Success International Limited	Allied Success International Limited	Begere Rice & Integrated (FCA 01-02)	23571	0/12/2018	1811131	Saw/Veneer	Group 4	40	58.761	46.9
Rimbunan Hijau (PNG) Ltd	Niugini International Corporation Ltd	Turama (10212)	23621	4/12/2018	1812040	Saw/Veneer	Group 4	300	440.443	46.8
Rimbunan Hijau (PNG) Ltd	Niugini Lumber Merchants Ltd	Andru Johanna (LFA 14-10)	23508	8/12/2018	1811036	Saw/Veneer	Planchonella	60	87.651	46.1
Vanimo Jaya Ltd	Sentawan (PNG) Ltd	DANFU Block 12,13,14,15&18 (11640)	23612	2/12/2018	1811128	Saw/Veneer	Erima	254.423	370.199	45.5
Rimbunan Hijau (PNG) Ltd	Niugini International Corporation Ltd	Turama (10212)	23464	4/12/2018	1810154	Saw/Veneer	Planchonella	35	50.883	45.4
Rimbunan Hijau (PNG) Ltd	Niugini International Corporation Ltd	Turama (10212)	23491	8/12/2018	1811012	Saw/Veneer	Erima	50	72.481	45.0

REPORT - Substantial Log Export Permit Discrepancies in Volumes Exported for December/2018 *Continued*

Co. Grouping	Exporter	Site	SGS Ref No.	Date Exported	Permit Number	Grade	Species/Group	Permit Vol. (m3)	Shipped Vol. (m3)	Discrepancy (%)
Rimbunan Hijau (PNG) Ltd	Niugini International Corporation Ltd	Vailala Block 1 (10214)	23604	4/12/2018	1811174	Saw/Veneer	Taun	100	144.947	44.9
Rimbunan Hijau (PNG) Ltd	Niugini International Corporation Ltd	Turama (10212)	23514	6/12/2018	1811049	Saw/Veneer	PNG Walnut	50	72.315	44.6
Cakara Alam (PNG) Ltd	Cakara Alam (PNG) Ltd	Pulie-Anu LFA TP 14-04	23473	9/12/2018	1810160	Saw/Veneer	Pencil Cedar	55	79.26	44.1
Uni Rise Ltd	Lawrence Wood Ltd	Lolo Blk 2 - Geren Camp (21403)	23552	3/12/2018	1811085	Saw/Veneer	Kwila	180	258.609	43.7
Rimbunan Hijau (PNG) Ltd	Niugini International Corporation Ltd	Turama (10212)	23586	4/12/2018	1811151	Saw/Veneer	Erima	100	143.633	43.6
Rimbunan Hijau (PNG) Ltd	Niugini International Corporation Ltd	Turama (10212)	23586	4/12/2018	1811151	Saw/Veneer	PNG Walnut	80	114.815	43.5
Rimbunan Hijau (PNG) Ltd	Niugini International Corporation Ltd	Turama (10212)	23491	8/12/2018	1811012	Saw/Veneer	Group 4	100	143.257	43.3
Rimbunan Hijau (PNG) Ltd	Wawoi Guavi Timber Co Ltd	Wawoi Guavi (10107)	23480	9/12/2018	1810175	Saw/Veneer	Taun	500	714.777	43.0
Cakara Alam (PNG) Ltd	Cakara Alam (PNG) Ltd	East Arawe (11455)	23601	9/12/2018	1811167	Saw/Veneer	Lophopetallum /Perupok	10	14.291	42.9
Rimbunan Hijau (PNG) Ltd	Sinaran Papua Ltd	Turama Extension - Faia (10212a)	23511	4/12/2018	1811047	Saw/Veneer	Pencil Cedar	50	71.037	42.1
Rimbunan Hijau (PNG) Ltd	Niugini Lumber Merchants Ltd	Awio Amgen (21409)	23603	8/12/2018	1811173	Saw/Veneer	Calophyllum	115	161.691	40.6
Rimbunan Hijau (PNG) Ltd	Niugini International Corporation Ltd	Turama (10212)	23621	4/12/2018	1812040	Saw/Veneer	Hekakoro	50	70.272	40.5
WTK Realty Ltd	Amanab Forest Products Ltd	Amanab Blocks 1-4 FMA (61001)	23541	2/12/2018	1811076	Saw/Veneer	Group 2	150	210.008	40.0
Rimbunan Hijau (PNG) Ltd	Wawoi Guavi Timber Co Ltd	Wawoi Guavi (10107)	23481	9/12/2018	1810177	Saw/Veneer	Group 4	1100	1534.5	39.5
Allied Success International Limited	Allied Success International Limited	Begere Rice & Integrated (FCA 01-02)	23571	0/12/2018	1811131	Saw/Veneer	Group 3	150	209.238	39.5
Continental Alliance Ltd	Continental Alliance Ltd	Meander May Valley int.Agr. (FCA 11-05)	23431	4/12/2018	1810067	Saw/Veneer	Taun	300	417.329	39.1
Cakara Alam (PNG) Ltd	Cakara Alam (PNG) Ltd	Pulie-Anu LFA TP 14-04	23473	9/12/2018	1810160	Saw/Veneer	Malas	600	829.535	38.3
Rimbunan Hijau (PNG) Ltd	Niugini Lumber Merchants Ltd	Awio Amgen (21409)	23603	8/12/2018	1811173	Saw/Veneer	Malas	300	414.393	38.1
Aset Meriah (PNG) Ltd	Aset Meriah (PNG) Ltd	Umboi Island (11327)	23632	1/12/2018	1812025	Saw/Veneer	Burckella	258	355.849	37.9
Cakara Alam (PNG) Ltd	Cakara Alam (PNG) Ltd	Pulie-Anu LFA TP 14-04	23602	9/12/2018	1811168	Saw/Veneer	Canarium	140	192.273	37.3
Summit Agriculture Ltd	Summit Agriculture Ltd	Wewak/Turubu (FCA11-03)	23429	4/12/2018	1810070	Saw/Veneer	Group 4	1500	2015.84	34.4
Rimbunan Hijau (PNG) Ltd	Wawoi Guavi Timber Co Ltd	Wawoi Guavi (10107)	23573	2/12/2018	1811134	Saw/Veneer	Calophyllum	200	267.111	33.6
Cakara Alam (PNG) Ltd	Cakara Alam (PNG) Ltd	East Arawe (11455)	23601	9/12/2018	1811167	Saw/Veneer	Group 4	350	461.876	32.0
Cakara Alam (PNG) Ltd	Cakara Alam (PNG) Ltd	East Arawe (11455)	23635	9/12/2018	1812008	Saw/Veneer	Group 4	500	656.461	31.3
Rimbunan Hijau (PNG) Ltd	Wawoi Guavi Timber Co Ltd	Wawoi Guavi (10107)	23480	9/12/2018	1810175	Saw/Veneer	Canarium	250	328.171	31.3
Uni Rise Ltd	Lawrence Wood Ltd	Lolo Blk 1 Silimate Camp (21402)	23553	9/12/2018	1811084	Saw/Veneer	Canarium	270	354.011	31.1
Bewani Forest Product Ltd	Bewani Forest Product Ltd	W/Sepik Prov. (Portion 160C, FCA 10-03)	23631	2/12/2018	1812019	Saw/Veneer	Group 4	175	228.153	30.4

REPORT - Substantial Log Export Permit Discrepancies in Volumes Exported for December/2018 *Continued*

Co. Grouping	Exporter	Site	SGS Ref No.	Date Exported	Permit Number	Grade	Species/Group	Permit Vol. (m3)	Shipped Vol. (m3)	Discrepancy (%)
Rimbunan Hijau (PNG) Ltd	Niugini International Corporation Ltd	Turama (10212)	23515	8/12/2018	1811050	Saw/Veneer	Group 3	200	260.708	30.4
Rimbunan Hijau (PNG) Ltd	Wawoi Guavi Timber Co Ltd	Wawoi Guavi (10107)	23573	2/12/2018	1811134	Saw/Veneer	Group 3	1000	1300.48	30.0
Rimbunan Hijau (PNG) Ltd	Wawoi Guavi Timber Co Ltd	Wawoi Guavi (10107)	23481	9/12/2018	1810177	Saw/Veneer	Terminalia	200	259.035	29.5
Continental Alliance Ltd	Continental Alliance Ltd	Meander May Valley int.Agri. (FCA 11-05)	23431	4/12/2018	1810067	Saw/Veneer	Group 4	750	963.184	28.4
WTK Realty Ltd	Amanab Forest Products Ltd	Amanab Blocks 1-4 FMA (61001)	23543	2/12/2018	1811067	Saw/Veneer	Calophyllum	250	320.002	28.0
Super Green Limited	Super Green Limited	Ormand Lako TRP Project (TP3-30)	23576	1/12/2018	1811146	Saw/Veneer	Taun	610	777.334	27.4
Cakara Alam (PNG) Ltd	Cakara Alam (PNG) Ltd	Pulie-Anu LFA TP 14-04	23602	9/12/2018	1811168	Saw/Veneer	PNG Walnut	155	196.913	27.0
WTK Realty Ltd	Amanab Forest Products Ltd	Amanab Blocks 1-4 FMA (61001)	23543	2/12/2018	1811067	Saw/Veneer	Group 4	2500	3160.82	26.4
Rimbunan Hijau (PNG) Ltd	Wawoi Guavi Timber Co Ltd	Wawoi Guavi (10107)	23481	9/12/2018	1810177	Saw/Veneer	PNG Walnut	200	251.052	25.5
Rimbunan Hijau (PNG) Ltd	Island Forest Resources Ltd	Anu Alimbit (21405)	23450	3/12/2018	1810139	Saw/Veneer	Taun	600	744.606	24.1
Rimbunan Hijau (PNG) Ltd	Niugini International Corporation Ltd	Turama (10212)	23586	4/12/2018	1811151	Saw/Veneer	Group 3	200	246.865	23.4
Summit Agriculture Ltd	Summit Agriculture Ltd	Lower Sepik (LFA 11-01)	23416	4/12/2018	1810069	Saw/Veneer	Terminalia	350	431.893	23.4
Oro Wood Industry Ltd	Oro Wood Industry Ltd	Kamusi Saiho (TP 5-11)	23548	7/12/2018	1811087	Saw/Veneer	Taun	472.92	582.747	23.2
Global Elite Ltd	Global Elite Ltd	Wammy Rural Development Pro. (FCA 10	23430	4/12/2018	1810068	Saw/Veneer	Group 4	1350	1663.12	23.2
Rimbunan Hijau (PNG) Ltd	Niugini International Corporation Ltd	Turama (10212)	23587	4/12/2018	1811150	Saw/Veneer	Hekakoro	200	245.497	22.7
Viva Success Ltd	Viva Success Ltd	Central New Ireland (11642)	23558	5/12/2018	1811106	Saw/Veneer	Group 4	500	613.102	22.6
Super Green Limited	Super Green Limited	Ormand Lako TRP Project (TP3-30)	23576	1/12/2018	1811146	Saw/Veneer	Pencil Cedar	260	316.577	21.8
Aset Meriah (PNG) Ltd	Aset Meriah (PNG) Ltd	Umboi Island (11327)	23632	1/12/2018	1812025	Saw/Veneer	Calophyllum	332	400.557	20.6
Yama (PNG) Limited	Yama (PNG) Limited	Passismanua Block 1 Alimbit Camp (2141	23544	4/12/2018	1811081	Saw/Veneer	Taun	2800	3371.11	20.4
Viva Success Ltd	Viva Success Ltd	Central New Ireland (11642)	23557	5/12/2018	1811105	Saw/Veneer	Kwila	300	359.138	19.7
WTK Realty Ltd	Madang Timbers Ltd	Middle Ramu Block 1 (FMA 12-23)	23482	2/12/2018	1810064	Saw/Veneer	Taun	700	834.116	19.2
Viva Success Ltd	Viva Success Ltd	Central New Ireland (11642)	23558	5/12/2018	1811106	Saw/Veneer	Canarium	230	273.755	19.0
WTK Realty Ltd	Madang Timbers Ltd	Middle Ramu Block 1 (FMA 12-23)	23482	2/12/2018	1810064	Saw/Veneer	Group 4	1531	1807.48	18.1
KK Connections Ltd	KL Connections Ltd	Makolkol Intergrated Agri. (FCA 15-09)	23550	3/12/2018	1811091	Saw/Veneer	Group 3	950	1117.20	17.6
Uni Rise Ltd	Lawrence Wood Ltd	Lolo Blk 1 Silimate Camp (21402)	23553	9/12/2018	1811084	Saw/Veneer	Burckella	750	879.198	17.2
WTK Realty Ltd	Madang Timbers Ltd	Middle Ramu Block 1 (FMA 12-23)	23482	2/12/2018	1810064	Saw/Veneer	Terminalia	600	698.219	16.4
Viva Success Ltd	Viva Success Ltd	Central New Ireland (11642)	23557	5/12/2018	1811105	Saw/Veneer	Taun	3500	4065.22	16.1
Rimbunan Hijau (PNG) Ltd	Niugini International Corporation Ltd	Turama (10212)	23514	6/12/2018	1811049	Saw/Veneer	Group 3	300	347.996	16.0
Rimbunan Hijau (PNG) Ltd	Sinaran Papua Ltd	Turama Extension - Purari West(TP02-12	23463	6/12/2018	1810151	Saw/Veneer	Group 2	400	462.381	15.6
Everwin Enterprises Limited	Everwin Enterprises Limited	Kui - Buso Consolidated TRP (TP-13-32)	23609	7/12/2018	1812014	Saw/Veneer	Group 3	388	445.536	14.8

REPORT - Substantial Log Export Permit Discrepancies in Volumes Exported for December/2018 *Continued*

Co. Grouping	Exporter	Site	SGS Ref No.	Date Exported	Permit Number	Grade	Species/Group	Permit Vol. (m3)	Shipped Vol. (m3)	Discrepancy (%)
Aset Meriah (PNG) Ltd	Aset Meriah (PNG) Ltd	Umboi Island (11327)	23581	2/12/2018	1811143	Saw/Veneer	Dillenia	310	355.34	14.6
Yama (PNG) Limited	Yama (PNG) Limited	Passismanua Block 1 Alimbit Camp (2141	23544	4/12/2018	1811081	Saw/Veneer	Calophyllum	1150	1313.92	14.3
KK Connections Ltd	KK Connections Ltd	Seraji EXN TRP PROJ. (TP15-58)	23683	7/12/2018	1812114	Saw/Veneer	Calophyllum	1009	1152.02	14.2
WTK Realty Ltd	Amanab Forest Products Ltd	Amanab Blocks 1-4 FMA (61001)	23630	6/12/2018	1811157	Saw/Veneer	Kwila	9150	10445.7	14.2
Pacific Green Forest Ltd	Pacific Green Forest Ltd	Walsa Inter. Agriculture Pro. (FCA10-05)	23606	0/12/2018	1812001	Saw/Veneer	Group 2	300	341.026	13.7
Summit Agriculture Ltd	Summit Agriculture Ltd	Lower Sepik (LFA 11-01)	23416	4/12/2018	1810069	Low grade	All Species	1200	1362.23	13.5
Yama (PNG) Limited	Yama (PNG) Limited	Passismanua Block 1 Alimbit Camp (2141	23544	4/12/2018	1811081	Saw/Veneer	Burckella	450	510.798	13.5
Brilliant Investment Ltd	DD Investment Ltd	Bewani, Mushu (21001)	23531	1/12/2018	1811055	Saw/Veneer	Group 3	550	623.127	13.3
WTK Realty Ltd	Amanab Forest Products Ltd	Amanab Blocks 1-4 FMA (61001)	23590	2/12/2018	1811147	Saw/Veneer	Terminalia	500	566.313	13.3
Cakara Alam (PNG) Ltd	Cakara Alam (PNG) Ltd	Pulie-Anu LFA TP 14-04	23602	9/12/2018	1811168	Saw/Veneer	Taun	1400	1579.67	12.8
Aset Meriah (PNG) Ltd	Aset Meriah (PNG) Ltd	Umboi Island (11327)	23581	2/12/2018	1811143	Saw/Veneer	Group 3	750	845.352	12.7
WTK Realty Ltd	Amanab Forest Products Ltd	Amanab Blocks 1-4 FMA (61001)	23543	2/12/2018	1811067	Saw/Veneer	Taun	1200	1346.99	12.2
Cakara Alam (PNG) Ltd	Cakara Alam (PNG) Ltd	Pulie-Anu LFA TP 14-04	23602	9/12/2018	1811168	Saw/Veneer	Malas	1000	1121.53	12.2
KK Connections Ltd	KL Connections Ltd	Makolkol Intergrated Agri. (FCA 15-09)	23550	3/12/2018	1811091	Saw/Veneer	Taun	2500	2803.13	12.1
Millionplus Corporation Ltd	Millionplus Corporation Ltd	Konoagil Inter.Agri.Proj. (FCA 16-03)	23546	4/12/2018	1811083	Saw/Veneer	Taun	5800	6467.44	11.5
Rimbunan Hijau (PNG) Ltd	Niugini International Corporation Ltd	Turama (10212)	23587	4/12/2018	1811150	Saw/Veneer	Group 4	800	891.103	11.4
WTK Realty Ltd	Amanab Forest Products Ltd	Amanab Blocks 1-4 FMA (61001)	23590	2/12/2018	1811147	Saw/Veneer	Group 4	1050	1169.30	11.4
Uni Rise Ltd	Lawrence Wood Ltd	Lolo Blk 2 - Geren Camp (21403)	23552	3/12/2018	1811085	Saw/Veneer	Dillenia	850	940.24	10.6
Vanimo Jaya Ltd	Vanimo Jaya Ltd	Makapa Timber Area (10109)	23495	0/12/2018	1811021	Saw/Veneer	Calophyllum	1175	1299.03	10.6
Uni Rise Ltd	Lawrence Wood Ltd	Lolo Blk 1 Silimate Camp (21402)	23553	9/12/2018	1811084	Saw/Veneer	Malas	1800	1989.22	10.5
Rimbunan Hijau (PNG) Ltd	Saban Enterprises Ltd	Huhu (Ulabo) Forest Plantation (TA4-88)	23562	9/12/2018	1811120	Plantation diam 50 - 59 cm: small	Group 2	400	441.639	10.4
Summit Agriculture Ltd	Summit Agriculture Ltd	Wewak/Turubu (FCA11-03)	23429	4/12/2018	1810070	Low grade	All Species	2300	2533.55	10.2
Bewani Forest Product Ltd	Bewani Forest Product Ltd	W/Sepik Prov. (Portion 160C, FCA 10-03)	23631	2/12/2018	1812019	Saw/Veneer	Kwila	3300	3632.85	10.1
Bismark Industries Ltd	Bismark Industries Ltd	Kapuluk Timber Project (11450)	23492	7/12/2018	1809125	Saw/Veneer	Malas	8638	7751.31	-10.3
Cakara Alam (PNG) Ltd	Cakara Alam (PNG) Ltd	Pulie-Anu LFA TP 14-04	23602	9/12/2018	1811168	Saw/Veneer	Burckella	450	402.656	-10.5
Bismark Industries Ltd	Bismark Industries Ltd	Kapuluk Timber Project (11450)	23492	7/12/2018	1809125	Saw/Veneer	Calophyllum	2940	2624.63	-10.7
Oro Wood Industry Ltd	Oro Wood Industry Ltd	Kamusi Saiho (TP 5-11)	23547	7/12/2018	1811088	Saw/Veneer	Burckella	734.408	654.46	-10.9
Samas Ltd	Samas Ltd	Aitape Lumi Consolidated FMA (61003)	23574	9/12/2018	1811139	Saw/Veneer	Terminalia	397	353.563	-10.9
Brilliant Investment Ltd	DD Investment Ltd	Bewani, Mushu (21001)	23531	1/12/2018	1811055	Saw/Veneer	PNG Mersawa	785	698.34	-11.0
Rimbunan Hijau (PNG) Ltd	Island Forest Resources Ltd	Anu Alimbit (21405)	23499	9/12/2018	1810184	Saw/Veneer	Group 4	400	355.02	-11.2
Viva Success Ltd	Viva Success Ltd	Central New Ireland (11642)	23558	5/12/2018	1811106	Saw/Veneer	Calophyllum	700	619.59	-11.5
Oro Wood Industry Ltd	Oro Wood Industry Ltd	Kamusi Saiho (TP 5-11)	23547	7/12/2018	1811088	Saw/Veneer	Taun	696.623	614.028	-11.9

REPORT - Substantial Log Export Permit Discrepancies in Volumes Exported for December/2018 *Continued*

Co. Grouping	Exporter	Site	SGS Ref No.	Date Exported	Permit Number	Grade	Species/ Group	Permit Vol. (m3)	Shipped Vol. (m3)	Discrepancy (%)
Pacific Green Forest Ltd	Pacific Green Forest Ltd	Walsa Inter. Agriculture Pro. (FCA10-05)	23606	0/12/2018	1812001	Saw/Veneer	Group 4	1600	1408.01	-12.0
Amanab Forest Products Ltd	Woodbank Pacific Ltd	Vanimo TRP TP 10-8	23589	0/12/2018	1811132	Saw/Veneer	Group 3	450	395.104	-12.2
Cakara Alam (PNG) Ltd	Cakara Alam (PNG) Ltd	East Arawe (11455)	23601	9/12/2018	1811167	Saw/Veneer	Dillenia	800	701.224	-12.3
Global Elite Ltd	Global Elite Ltd	Wammy Rural Development Pro. (FCA 10	23430	4/12/2018	1810068	Saw/Veneer	Kwila	400	350.3	-12.4
Brilliant Investment Ltd	DD Investment Ltd	Bewani, Mushu (21001)	23531	1/12/2018	1811055	Saw/Veneer	Calophyllum	355	310.013	-12.7
Rimbunan Hijau (PNG) Ltd	Niugini International Corporation Ltd	Vailala Block 1 (10214)	23604	4/12/2018	1811174	Saw/Veneer	Group 3	450	392.875	-12.7
KK Connections Ltd	KK Connections Ltd	Seraji EXN TRP PROJ. (TP15-58)	23534	3/12/2018	1811071	Saw/Veneer	Group 2	710	615.116	-13.4
WTK Realty Ltd	Madang Timbers Ltd	Middle Ramu Block 1 (FMA 12-23)	23538	2/12/2018	1811070	Saw/Veneer	Group 3	1610	1394.18	-13.4
KK Connections Ltd	KK Connections Ltd	Seraji EXN TRP PROJ. (TP15-58)	23534	3/12/2018	1811071	Saw/Veneer	Group 3	830	715.608	-13.8
KK Connections Ltd	KK Connections Ltd	Seraji EXN TRP PROJ. (TP15-58)	23683	7/12/2018	1812114	Saw/Veneer	Group 2	550	473.661	-13.9
Amanab Forest Products Ltd	Woodbank Pacific Ltd	Vanimo TRP TP 10-8	23626	8/12/2018	1812010	Saw/Veneer	Kwila	700	600.471	-14.2
Vanimo Jaya Ltd	Sentawan (PNG) Ltd	DANFU Block 12,13,14,15&18 (11640)	23612	2/12/2018	1811128	Saw/Veneer	Terminalia	414.9	354.166	-14.6
Cakara Alam (PNG) Ltd	Cakara Alam (PNG) Ltd	East Arawe (11455)	23601	9/12/2018	1811167	Saw/Veneer	Canarium	520	440.672	-15.3
WTK Realty Ltd	Amanab Forest Products Ltd	Amanab Blocks 1-4 FMA (61001)	23590	2/12/2018	1811147	Saw/Veneer	Group 3	600	507.387	-15.4
Cakara Alam (PNG) Ltd	Cakara Alam (PNG) Ltd	Pulie-Anu LFA TP 14-04	23473	9/12/2018	1810160	Saw/Veneer	Terminalia	300	250.988	-16.3
Rimbunan Hijau (PNG) Ltd	Niugini International Corporation Ltd	Turama (10212)	23515	8/12/2018	1811050	Saw/Veneer	Group 4	300	250.74	-16.4
Rimbunan Hijau (PNG) Ltd	Niugini International Corporation Ltd	Turama (10212)	23586	4/12/2018	1811151	Saw/Veneer	Taun	500	415.994	-16.8
KK Connections Ltd	KL Connections Ltd	Makolkol Intergrated Agri. (FCA 15-09)	23580	8/12/2018	1811137	Low grade	All Species	1633	1355.55	-17.0
Vanimo Jaya Ltd	Sentawan (PNG) Ltd	DANFU Block 12,13,14,15&18 (11640)	23612	2/12/2018	1811128	Saw/Veneer	Group 4	2363.054	1961.51	-17.0
KK Connections Ltd	KK Connections Ltd	Seraji EXN TRP PROJ. (TP15-58)	23683	7/12/2018	1812114	Saw/Veneer	Taun	330	272.776	-17.3
WTK Realty Ltd	Amanab Forest Products Ltd	Amanab Blocks 1-4 FMA (61001)	23590	2/12/2018	1811147	Saw/Veneer	Canarium	405	325.378	-19.7
WTK Realty Ltd	Amanab Forest Products Ltd	Amanab Blocks 1-4 FMA (61001)	23541	2/12/2018	1811076	Saw/Veneer	Group 4	1940	1544.46	-20.4
Rimbunan Hijau (PNG) Ltd	Niugini Lumber Merchants Ltd	Awio Amgen (21409)	23506	8/12/2018	1811038	Saw/Veneer	Taun	500	395.987	-20.8
Cakara Alam (PNG) Ltd	Cakara Alam (PNG) Ltd	East Arawe (11455)	23635	9/12/2018	1812008	Saw/Veneer	Taun	300	237.027	-21.0
WTK Realty Ltd	Amanab Forest Products Ltd	Amanab Blocks 1-4 FMA (61001)	23541	2/12/2018	1811076	Saw/Veneer	Terminalia	800	628.393	-21.5
WTK Realty Ltd	Madang Timbers Ltd	Middle Ramu Block 1 (FMA 12-23)	23538	2/12/2018	1811070	Saw/Veneer	Terminalia	300	234.139	-22.0
Rimbunan Hijau (PNG) Ltd	Wawoi Guavi Timber Co Ltd	Wawoi Guavi (10107)	23480	9/12/2018	1810175	Saw/Veneer	Terminalia	200	154.873	-22.6
Rimbunan Hijau (PNG) Ltd	Niugini International Corporation Ltd	Turama (10212)	23505	6/12/2018	1811039	Saw/Veneer	Malas	350	269.361	-23.0
Yama (PNG) Limited	Yama (PNG) Limited	Passismanua Block 1 Alimbit Camp (2141	23544	4/12/2018	1811081	Saw/Veneer	Group 4	900	687.458	-23.6

REPORT - Substantial Log Export Permit Discrepancies in Volumes Exported for December/2018 *Continued*

Co. Grouping	Exporter	Site	SGS Ref No.	Date Exported	Permit Number	Grade	Species/Group	Permit Vol. (m3)	Shipped Vol. (m3)	Discrepancy (%)
Rimbunan Hijau (PNG) Ltd	Niugini International Corporation Ltd	Turama (10212)	23464	4/12/2018	1810154	Saw/Veneer	Canarium	200	151.512	-24.2
Cakara Alam (PNG) Ltd	Cakara Alam (PNG) Ltd	Pulie-Anu LFA TP 14-04	23602	9/12/2018	1811168	Saw/Veneer	Group 4	600	453.873	-24.4
Super Green Limited	Super Green Limited	Ormand Lako TRP Project (TP3-30)	23576	1/12/2018	1811146	Saw/Veneer	Group 4	900	680.474	-24.4
Pacific Green Forest Ltd	Pacific Green Forest Ltd	Walsa Inter. Agriculture Pro. (FCA10-05)	23606	0/12/2018	1812001	Saw/Veneer	Kwila	1500	1130.87	-24.6
Rimbunan Hijau (PNG) Ltd	Niugini Lumber Merchants Ltd	Awio Amgen (21409)	23603	8/12/2018	1811173	Saw/Veneer	Group 3	200	150.439	-24.8
Bewani Forest Product Ltd	Bewani Forest Product Ltd	W/Sepik Prov. (Portion 160C, FCA 10-03)	23631	2/12/2018	1812019	Saw/Veneer	Malas	495	370.682	-25.1
Rimbunan Hijau (PNG) Ltd	Niugini Lumber Merchants Ltd	Ania Kapiura Consolidated (11452)	23451	1/12/2018	1810132	Saw/Veneer	Taun	200	149.273	-25.4
Rimbunan Hijau (PNG) Ltd	Niugini International Corporation Ltd	Vailala Block 1 (10214)	23604	4/12/2018	1811174	Saw/Veneer	Group 4	460	340.718	-25.9
Rimbunan Hijau (PNG) Ltd	Wawoi Guavi Timber Co Ltd	Wawoi Guavi (10107)	23573	2/12/2018	1811134	Saw/Veneer	Terminalia	200	145.337	-27.3
Rimbunan Hijau (PNG) Ltd	Wawoi Guavi Timber Co Ltd	Wawoi Guavi (10107)	23509	8/12/2018	1811035	Saw/Veneer	Group 3	160	115.998	-27.5
Rimbunan Hijau (PNG) Ltd	Niugini International Corporation Ltd	Turama (10212)	23505	6/12/2018	1811039	Saw/Veneer	Group 2	250	180.23	-27.9
KK Connections Ltd	KK Connections Ltd	Seraji EXN TRP PROJ. (TP15-58)	23534	3/12/2018	1811071	Saw/Veneer	Calophyllum	500	357.943	-28.4
Rimbunan Hijau (PNG) Ltd	Niugini International Corporation Ltd	Turama (10212)	23514	6/12/2018	1811049	Saw/Veneer	Taun	200	142.04	-29.0
Oro Wood Industry Ltd	Oro Wood Industry Ltd	Kamusi Saiho (TP 5-11)	23547	7/12/2018	1811088	Saw/Veneer	Terminalia	337.566	238.327	-29.4
Yama (PNG) Limited	Yama (PNG) Limited	Passismanua Block 1 Alimbit Camp (2141)	23544	4/12/2018	1811081	Saw/Veneer	Canarium	155	109.302	-29.5
Continental Alliance Ltd	Continental Alliance Ltd	Meander May Valley int.Agri. (FCA 11-05)	23431	4/12/2018	1810067	Saw/Veneer	Group 3	1550	1090.71	-29.6
Yama (PNG) Limited	Yama (PNG) Limited	Passismanua Block 1 Alimbit Camp (2141)	23544	4/12/2018	1811081	Saw/Veneer	Group 3	700	488.601	-30.2
Rimbunan Hijau (PNG) Ltd	Wawoi Guavi Timber Co Ltd	Wawoi Guavi (10107)	23480	9/12/2018	1810175	Saw/Veneer	Group 2	550	383.394	-30.3
Oro Wood Industry Ltd	Oro Wood Industry Ltd	Kamusi Saiho (TP 5-11)	23548	7/12/2018	1811087	Saw/Veneer	PNG Mersawa	598.253	415.018	-30.6
Rimbunan Hijau (PNG) Ltd	Wawoi Guavi Timber Co Ltd	Wawoi Guavi (10107)	23481	9/12/2018	1810177	Saw/Veneer	Calophyllum	200	138.429	-30.8
Rimbunan Hijau (PNG) Ltd	Niugini International Corporation Ltd	Turama (10212)	23504	4/12/2018	1811029	Saw/Veneer	Malas	200	137.965	-31.0
Super Green Limited	Super Green Limited	Ormand Lako TRP Project (TP3-30)	23576	1/12/2018	1811146	Saw/Veneer	Group 3	200	136.395	-31.8
Rimbunan Hijau (PNG) Ltd	Niugini International Corporation Ltd	Vailala Block 1 (10214)	23604	4/12/2018	1811174	Saw/Veneer	Group 2	300	204.373	-31.9
WTK Realty Ltd	Amanab Forest Products Ltd	Amanab Blocks 1-4 FMA (61001)	23543	2/12/2018	1811067	Saw/Veneer	Pencil Cedar	700	475.864	-32.0
Oro Wood Industry Ltd	Oro Wood Industry Ltd	Kamusi Saiho (TP 5-11)	23547	7/12/2018	1811088	Saw/Veneer	Group 2	1465.043	986.39	-32.7
Cakara Alam (PNG) Ltd	Cakara Alam (PNG) Ltd	Pulie-Anu LFA TP 14-04	23473	9/12/2018	1810160	Saw/Veneer	Group 3	190	127.908	-32.7
Rimbunan Hijau (PNG) Ltd	Niugini International Corporation Ltd	Turama (10212)	23587	4/12/2018	1811150	Saw/Veneer	Group 2	200	134.471	-32.8



REPORT - Substantial Log Export Permit Discrepancies in Volumes Exported for December/2018 *Continued*

Co. Grouping	Exporter	Site	SGS Ref No.	Date Exported	Permit Number	Grade	Species/ Group	Permit Vol. (m3)	Shipped Vol. (m3)	Discrepancy (%)
Rimbunan Hijau (PNG) Ltd	Niugini International Corporation Ltd	Vailala Block 1 (10214)	23513	4/12/2018	1811048	Saw/Veneer	Group 2	550	368.057	-33.1
Rimbunan Hijau (PNG) Ltd	Niugini International Corporation Ltd	Turama (10212)	23514	6/12/2018	1811049	Saw/Veneer	Canarium	130	86.918	-33.1
Aset Meriah (PNG) Ltd	Aset Meriah (PNG) Ltd	Umboi Island (11327)	23632	1/12/2018	1812025	Saw/Veneer	Planchonella	170	113.244	-33.4
Rimbunan Hijau (PNG) Ltd	Niugini International Corporation Ltd	Turama (10212)	23491	8/12/2018	1811012	Saw/Veneer	Group 3	130	86.59	-33.4
WTK Realty Ltd	Madang Timbers Ltd	Middle Ramu Block 1 (FMA 12-23)	23538	2/12/2018	1811070	Saw/Veneer	Taun	330	218.777	-33.7
Rimbunan Hijau (PNG) Ltd	Island Forest Resources Ltd	Anu Alimbit (21405)	23499	9/12/2018	1810184	Saw/Veneer	Group 3	400	264.794	-33.8
WTK Realty Ltd	Amanab Forest Products Ltd	Amanab Blocks 1-4 FMA (61001)	23590	2/12/2018	1811147	Saw/Veneer	Pencil Cedar	250	165.296	-33.9
Continental Alliance Ltd	Continental Alliance Ltd	Meander May Valley int.Agri. (FCA 11-05)	23431	4/12/2018	1810067	Saw/Veneer	Malas	250	164.962	-34.0
Summit Agriculture Ltd	Summit Agriculture Ltd	Wewak/Turubu (FCA11-03)	23429	4/12/2018	1810070	Saw/Veneer	Group 3	1300	850.339	-34.6
Summit Agriculture Ltd	Summit Agriculture Ltd	Wewak/Turubu (FCA11-03)	23429	4/12/2018	1810070	Saw/Veneer	Malas	200	129.673	-35.2
WTK Realty Ltd	Madang Timbers Ltd	Middle Ramu Block 1 (FMA 12-23)	23538	2/12/2018	1811070	Saw/Veneer	Group 4	800	518.636	-35.2
Rimbunan Hijau (PNG) Ltd	Niugini Lumber Merchants Ltd	Andru Johanna (LFA 14-10)	23561	8/12/2018	1811126	Saw/Veneer	Group 3	380	244.798	-35.6
WTK Realty Ltd	Amanab Forest Products Ltd	Amanab Blocks 1-4 FMA (61001)	23543	2/12/2018	1811067	Saw/Veneer	Group 2	640	406.953	-36.4
Rimbunan Hijau (PNG) Ltd	Wawoi Guavi Timber Co Ltd	Wawoi Guavi (10107)	23481	9/12/2018	1810177	Saw/Veneer	Dillenia	200	126.557	-36.7
Rimbunan Hijau (PNG) Ltd	Niugini Lumber Merchants Ltd	Andru Johanna (LFA 14-10)	23508	8/12/2018	1811036	Saw/Veneer	Group 3	400	252.794	-36.8
Global Elite Ltd	Global Elite Ltd	Wammy Rural Development Pro. (FCA 10	23430	4/12/2018	1810068	Saw/Veneer	Group 2	300	189.119	-37.0
WTK Realty Ltd	Amanab Forest Products Ltd	Amanab Blocks 1-4 FMA (61001)	23543	2/12/2018	1811067	Saw/Veneer	Canarium	905	568.867	-37.1
Rimbunan Hijau (PNG) Ltd	Island Forest Resources Ltd	Anu Alimbit (21405)	23450	3/12/2018	1810139	Saw/Veneer	Canarium	140	86.788	-38.0
Oro Wood Industry Ltd	Oro Wood Industry Ltd	Kamusi Saiho (TP 5-11)	23547	7/12/2018	1811088	Saw/Veneer	Pencil Cedar	378.124	234.288	-38.0
Summit Agriculture Ltd	Summit Agriculture Ltd	Lower Sepik (LFA 11-01)	23416	4/12/2018	1810069	Saw/Veneer	Group 3	700	433.224	-38.1
Yama (PNG) Limited	Yama (PNG) Limited	Passismanua Block 1 Alimbit Camp (2141	23544	4/12/2018	1811081	Saw/Veneer	Group 2	250	153.66	-38.5
Summit Agriculture Ltd	Summit Agriculture Ltd	Lower Sepik (LFA 11-01)	23416	4/12/2018	1810069	Saw/Veneer	PNG Walnut	300	183.289	-38.9
Low Impact Logging Ltd	Low Impact Logging Ltd	Buhem Mongi Busiga (11338)	23522	1/12/2018	1811053	Saw/Veneer	Taun	1150	700.133	-39.1
Oro Wood Industry Ltd	Oro Wood Industry Ltd	Kamusi Saiho (TP 5-11)	23547	7/12/2018	1811088	Saw/Veneer	Kwila	156.54	95.243	-39.2
Bewani Forest Product Ltd	Bewani Forest Product Ltd	W/Sepik Prov. (Portion 160C, FCA 10-03)	23631	2/12/2018	1812019	Saw/Veneer	Taun	485	293.995	-39.4
WTK Realty Ltd	Amanab Forest Products Ltd	Amanab Blocks 1-4 FMA (61001)	23543	2/12/2018	1811067	Saw/Veneer	Malas	350	210.954	-39.7
Oro Wood Industry Ltd	Oro Wood Industry Ltd	Kamusi Saiho (TP 5-11)	23547	7/12/2018	1811088	Saw/Veneer	Group 4	1492.946	898.617	-39.8
Rimbunan Hijau (PNG) Ltd	Niugini International Corporation Ltd	Vailala Block 1 (10214)	23437	4/12/2018	1810113	Saw/Veneer	Pencil Cedar	30	17.95	-40.2
Cakara Alam (PNG) Ltd	Cakara Alam (PNG) Ltd	East Arawe (11455)	23635	9/12/2018	1812008	Saw/Veneer	Planchonella	5	2.99	-40.2
Oro Wood Industry Ltd	Oro Wood Industry Ltd	Kamusi Saiho (TP 5-11)	23548	7/12/2018	1811087	Saw/Veneer	Lophopetallum /Perupok	5.325	3.178	-40.3

REPORT - Substantial Log Export Permit Discrepancies in Volumes Exported for December/2018 *Continued*

Co. Grouping	Exporter	Site	SGS Ref No.	Date Exported	Permit Number	Grade	Species/ Group	Permit Vol. (m3)	Shipped Vol. (m3)	Discrepancy (%)
Rimbunan Hijau (PNG) Ltd	Niugini International Corporation Ltd	Vailala Block 1 (10214)	23604	4/12/2018	1811174	Saw/Veneer	Planchonella	30	17.902	-40.3
Rimbunan Hijau (PNG) Ltd	Wawoi Guavi Timber Co Ltd	Wawoi Guavi (10107)	23573	2/12/2018	1811134	Saw/Veneer	Burckella	100	59.63	-40.4
Rimbunan Hijau (PNG) Ltd	Wawoi Guavi Timber Co Ltd	Wawoi Guavi (10107)	23573	2/12/2018	1811134	Saw/Veneer	Dillenia	100	59.422	-40.6
Rimbunan Hijau (PNG) Ltd	Niugini International Corporation Ltd	Turama (10212)	23504	4/12/2018	1811029	Saw/Veneer	Group 2	150	89.129	-40.6
Continental Alliance Ltd	Continental Alliance Ltd	Meander May Valley int.Agri. (FCA 11-05)	23431	4/12/2018	1810067	Low grade	All Species	2000	1187.77	-40.6
Rimbunan Hijau (PNG) Ltd	Saban Enterprises Ltd	Huhu (Ulabo) Forest Plantation (TA4-88)	23563	9/12/2018	1811119	Plantation diam 30 - 39 cm: baby small	Group 2	180	106.737	-40.7
Rimbunan Hijau (PNG) Ltd	Niugini Lumber Merchants Ltd	Andru Johanna (LFA 14-10)	23561	8/12/2018	1811126	Saw/Veneer	Erima	50	29.633	-40.7
Rimbunan Hijau (PNG) Ltd	Sinaran Papua Ltd	Turama Extension - Purari West(TP02-12)	23500	4/12/2018	1811026	Saw/Veneer	Malas	50	29.627	-40.7
Millionplus Corporation Ltd	Millionplus Corporation Ltd	Konoagil Inter.Agri.Proj. (FCA 16-03)	23546	4/12/2018	1811083	Saw/Veneer	Group 3	45	26.621	-40.8
Rimbunan Hijau (PNG) Ltd	Wawoi Guavi Timber Co Ltd	Wawoi Guavi (10107)	23480	9/12/2018	1810175	Saw/Veneer	Planchonella	70	41.318	-41.0
WTK Realty Ltd	Amanab Forest Products Ltd	Amanab Blocks 1-4 FMA (61001)	23543	2/12/2018	1811067	Saw/Veneer	Planchonella	85	49.936	-41.3
Continental Alliance Ltd	Continental Alliance Ltd	Meander May Valley int.Agri. (FCA 11-05)	23431	4/12/2018	1810067	Saw/Veneer	Terminalia	650	378.358	-41.8
Rimbunan Hijau (PNG) Ltd	Niugini Lumber Merchants Ltd	Andru Johanna (LFA 14-10)	23508	8/12/2018	1811036	Saw/Veneer	Canarium	150	86.041	-42.6
Global Elite Ltd	Global Elite Ltd	Wammy Rural Development Pro. (FCA 10)	23430	4/12/2018	1810068	Saw/Veneer	Dillenia	200	114.421	-42.8
Pacific Green Forest Ltd	Pacific Green Forest Ltd	Walsa Inter. Agriculture Pro. (FCA10-05)	23606	0/12/2018	1812001	Saw/Veneer	PNG Walnut	60	34.251	-42.9
Rimbunan Hijau (PNG) Ltd	Niugini Lumber Merchants Ltd	Ania Kapiura Consolidated (11452)	23640	1/12/2018	1812048	Saw/Veneer	Taun	250	141.766	-43.3
Rimbunan Hijau (PNG) Ltd	Niugini Lumber Merchants Ltd	Awio Amgen (21409)	23506	8/12/2018	1811038	Saw/Veneer	Lophopetallum /Perupok	30	16.787	-44.0
Pacific Green Forest Ltd	Pacific Green Forest Ltd	Walsa Inter. Agriculture Pro. (FCA10-05)	23606	0/12/2018	1812001	Saw/Veneer	Burckella	80	44.512	-44.4
Aset Meriah (PNG) Ltd	Aset Meriah (PNG) Ltd	Umboi Island (11327)	23632	1/12/2018	1812025	Saw/Veneer	Lophopetallum /Perupok	59	32.763	-44.5
Continental Alliance Ltd	Continental Alliance Ltd	Meander May Valley int.Agri. (FCA 11-05)	23431	4/12/2018	1810067	Saw/Veneer	Pencil Cedar	300	165.99	-44.7
Amanab Forest Products Ltd	Woodbank Pacific Ltd	Vanimo TRP TP 10-8	23627	6/12/2018	1812009	Saw/Veneer	Kwila	1200	661.935	-44.8
Rimbunan Hijau (PNG) Ltd	Niugini International Corporation Ltd	Vailala Block 1 (10214)	23437	4/12/2018	1810113	Saw/Veneer	Erima	100	54.965	-45.0
Rimbunan Hijau (PNG) Ltd	Niugini International Corporation Ltd	Turama (10212)	23504	4/12/2018	1811029	Saw/Veneer	Erima	60	32.923	-45.1
Viva Success Ltd	Viva Success Ltd	Central New Ireland (11642)	23557	5/12/2018	1811105	Saw/Veneer	Group 4	500	274.332	-45.1
Rimbunan Hijau (PNG) Ltd	Island Forest Resources Ltd	Anu Alimbit (21405)	23449	3/12/2018	1810138	Saw/Veneer	Calophyllum	100	54.62	-45.4
Oro Wood Industry Ltd	Oro Wood Industry Ltd	Kamusi Saiho (TP 5-11)	23547	7/12/2018	1811088	Saw/Veneer	Group 3	716.254	389.105	-45.7

REPORT - Substantial Log Export Permit Discrepancies in Volumes Exported for December/2018 *Continued*

Co. Grouping	Exporter	Site	SGS Ref No.	Date Exported	Permit Number	Grade	Species/Group	Permit Vol. (m3)	Shipped Vol. (m3)	Discrepancy (%)
Rimbunan Hijau (PNG) Ltd	Niugini International Corporation Ltd	Turama (10212)	23505	6/12/2018	1811039	Saw/Veneer	Canarium	200	108.635	-45.7
Rimbunan Hijau (PNG) Ltd	Wawoi Guavi Timber Co Ltd	Wawoi Guavi (10107)	23481	9/12/2018	1810177	Saw/Veneer	Pencil Cedar	300	162.777	-45.7
Rimbunan Hijau (PNG) Ltd	Niugini International Corporation Ltd	Turama (10212)	23587	4/12/2018	1811150	Saw/Veneer	Erima	150	80.578	-46.3
Pacific Green Forest Ltd	Pacific Green Forest Ltd	Walsa Inter. Agriculture Pro. (FCA10-05)	23606	0/12/2018	1812001	Saw/Veneer	Dillenia	80	42.801	-46.5
Global Elite Ltd	Global Elite Ltd	Wammy Rural Development Pro. (FCA 10	23430	4/12/2018	1810068	Saw/Veneer	Canarium	150	79.869	-46.8
Rimbunan Hijau (PNG) Ltd	Niugini Lumber Merchants Ltd	Awio Amgen (21409)	23506	8/12/2018	1811038	Saw/Veneer	Canarium	200	105.852	-47.1
Rimbunan Hijau (PNG) Ltd	Wawoi Guavi Timber Co Ltd	Wawoi Guavi (10107)	23481	9/12/2018	1810177	Saw/Veneer	Planchonella	70	37.008	-47.1
Summit Agriculture Ltd	Summit Agriculture Ltd	Wewak/Turubu (FCA11-03)	23429	4/12/2018	1810070	Saw/Veneer	Erima	50	26.393	-47.2
Rimbunan Hijau (PNG) Ltd	Niugini International Corporation Ltd	Vailala Block 1 (10214)	23427	8/12/2018	1810104	Saw/Veneer	Pencil Cedar	100	52.638	-47.4
WTK Realty Ltd	Madang Timbers Ltd	Middle Ramu Block 1 (FMA 12-23)	23538	2/12/2018	1811070	Saw/Veneer	Canarium	253	132.036	-47.8
Rimbunan Hijau (PNG) Ltd	Wawoi Guavi Timber Co Ltd	Wawoi Guavi (10107)	23501	8/12/2018	1810185	Saw/Veneer	Burckella	100	52.176	-47.8
Allied Success International Limited	Allied Success International Limited	Begere Rice & Integrated (FCA 01-02)	23571	0/12/2018	1811131	Saw/Veneer	Taun	6	3.12	-48.0
KK Connections Ltd	KK Connections Ltd	Seraji EXN TRP PROJ. (TP15-58)	23534	3/12/2018	1811071	Low grade	Burckella	132	68.502	-48.1
Rimbunan Hijau (PNG) Ltd	Niugini Lumber Merchants Ltd	Andru Johanna (LFA 14-10)	23559	8/12/2018	1811127	Saw/Veneer	Planchonella	35	18.161	-48.1
Rimbunan Hijau (PNG) Ltd	Niugini Lumber Merchants Ltd	Andru Johanna (LFA 14-10)	23561	8/12/2018	1811126	Saw/Veneer	Group 4	500	258.666	-48.3
Rimbunan Hijau (PNG) Ltd	Island Forest Resources Ltd	Anu Alimbit (21405)	23499	9/12/2018	1810184	Saw/Veneer	Terminalia	100	51.692	-48.3
Rimbunan Hijau (PNG) Ltd	Niugini International Corporation Ltd	Turama (10212)	23464	4/12/2018	1810154	Saw/Veneer	Dillenia	100	50.879	-49.1
Rimbunan Hijau (PNG) Ltd	Niugini Lumber Merchants Ltd	Andru Johanna (LFA 14-10)	23561	8/12/2018	1811126	Saw/Veneer	Canarium	160	81.155	-49.3
Rimbunan Hijau (PNG) Ltd	Sinaran Papua Ltd	Turama Extension - Purari West(TP02-12	23500	4/12/2018	1811026	Saw/Veneer	Erima	70	35.428	-49.4
Rimbunan Hijau (PNG) Ltd	Niugini Lumber Merchants Ltd	Awio Amgen (21409)	23506	8/12/2018	1811038	Saw/Veneer	Dillenia	20	10.06	-49.7
Viva Success Ltd	Viva Success Ltd	Central New Ireland (11642)	23557	5/12/2018	1811105	Saw/Veneer	Planchonella	50	25.122	-49.8
Rimbunan Hijau (PNG) Ltd	Wawoi Guavi Timber Co Ltd	Wawoi Guavi (10107)	23509	8/12/2018	1811035	Saw/Veneer	Terminalia	60	30.117	-49.8
Rimbunan Hijau (PNG) Ltd	Niugini International Corporation Ltd	Vailala Block 1 (10214)	23513	4/12/2018	1811048	Saw/Veneer	Pencil Cedar	50	25.08	-49.8
Millionplus Corporation Ltd	Millionplus Corporation Ltd	Konoagil Inter.Agri.Proj. (FCA 16-03)	23546	4/12/2018	1811083	Saw/Veneer	Pencil Cedar	105	52.66	-49.8
Rimbunan Hijau (PNG) Ltd	Niugini International Corporation Ltd	Turama (10212)	23514	6/12/2018	1811049	Saw/Veneer	Burckella	50	25.063	-49.9
WTK Realty Ltd	Amanab Forest Products Ltd	Amanab Blocks 1-4 FMA (61001)	23541	2/12/2018	1811076	Saw/Veneer	Taun	800	399.947	-50.0

REPORT - Substantial Log Export Permit Discrepancies in Volumes Exported for December/2018 *Continued*

Co. Grouping	Exporter	Site	SGS Ref No.	Date Exported	Permit Number	Grade	Species/ Group	Permit Vol. (m3)	Shipped Vol. (m3)	Discrepancy (%)
East Papua Timber Resources Ltd	East Papua Timber Resources Ltd	Brown River/Kuriva (10337)	23398	2/12/2018	1810047	Plantation diam 00 - 19 cm: little small	Teak (a) little small (plntn)	250	124.449	-50.2
WTK Realty Ltd	Amanab Forest Products Ltd	Amanab Blocks 1-4 FMA (61001)	23543	2/12/2018	1811067	Saw/Veneer	Lophopetalum /Perupok	40	19.867	-50.3
Rimbunan Hijau (PNG) Ltd	Wawoi Guavi Timber Co Ltd	Wawoi Guavi (10107)	23509	8/12/2018	1811035	Saw/Veneer	PNG Walnut	60	29.755	-50.4
WTK Realty Ltd	Madang Timbers Ltd	Middle Ramu Block 1 (FMA 12-23)	23538	2/12/2018	1811070	Saw/Veneer	Planchonella	63	31.084	-50.7
Samas Ltd	Samas Ltd	Aitape Lumi Consolidated FMA (61003)	23575	9/12/2018	1811138	Low grade	All Species	568	280.175	-50.7
Rimbunan Hijau (PNG) Ltd	Niugini International Corporation Ltd	Turama (10212)	23514	6/12/2018	1811049	Saw/Veneer	Calophyllum	50	24.597	-50.8
Rimbunan Hijau (PNG) Ltd	Niugini International Corporation Ltd	Turama (10212)	23621	4/12/2018	1812040	Saw/Veneer	PNG Walnut	90	44.227	-50.9
Rimbunan Hijau (PNG) Ltd	Wawoi Guavi Timber Co Ltd	Wawoi Guavi (10107)	23481	9/12/2018	1810177	Saw/Veneer	Group 2	1000	490.538	-50.9
Rimbunan Hijau (PNG) Ltd	Niugini Lumber Merchants Ltd	Andru Johanna (LFA 14-10)	23508	8/12/2018	1811036	Saw/Veneer	Group 2	100	48.894	-51.1
WTK Realty Ltd	Madang Timbers Ltd	Middle Ramu Block 1 (FMA 12-23)	23538	2/12/2018	1811070	Saw/Veneer	PNG Walnut	160	78.106	-51.2
Rimbunan Hijau (PNG) Ltd	Niugini Lumber Merchants Ltd	Awio Amgen (21409)	23603	8/12/2018	1811173	Saw/Veneer	Group 4	200	97.497	-51.3
Rimbunan Hijau (PNG) Ltd	Saban Enterprises Ltd	Huhu (Ulabo) Forest Plantation (TA4-88)	23563	9/12/2018	1811119	Plantation diam 40 - 49 cm: super small	Group 2	320	154.582	-51.7
Viva Success Ltd	Viva Success Ltd	Central New Ireland (11642)	23558	5/12/2018	1811106	Saw/Veneer	Group 3	200	95.781	-52.1
Rimbunan Hijau (PNG) Ltd	Niugini Lumber Merchants Ltd	Ania Kapiura Consolidated (11452)	23451	1/12/2018	1810132	Saw/Veneer	Canarium	70	33.326	-52.4
Global Elite Ltd	Global Elite Ltd	Wammy Rural Development Pro. (FCA 10	23430	4/12/2018	1810068	Saw/Veneer	PNG Walnut	100	47.527	-52.5
Global Elite Ltd	Global Elite Ltd	Wammy Rural Development Pro. (FCA 10	23430	4/12/2018	1810068	Saw/Veneer	Pencil Cedar	100	47.344	-52.7
Aset Meriah (PNG) Ltd	Aset Meriah (PNG) Ltd	Umboi Island (11327)	23632	1/12/2018	1812025	Saw/Veneer	Dillenia	124	58.057	-53.2
Millionplus Corporation Ltd	Millionplus Corporation Ltd	Konoagil Inter.Agr.Proj. (FCA 16-03)	23546	4/12/2018	1811083	Saw/Veneer	Dillenia	20	9.363	-53.2
WTK Realty Ltd	Madang Timbers Ltd	Middle Ramu Block 1 (FMA 12-23)	23538	2/12/2018	1811070	Saw/Veneer	Group 2	260	120.971	-53.5
Rimbunan Hijau (PNG) Ltd	Niugini International Corporation Ltd	Vailala Block 1 (10214)	23427	8/12/2018	1810104	Saw/Veneer	Taun	300	137.447	-54.2
Rimbunan Hijau (PNG) Ltd	Niugini International Corporation Ltd	Vailala Block 1 (10214)	23437	4/12/2018	1810113	Saw/Veneer	Planchonella	20	9.125	-54.4
Cakara Alam (PNG) Ltd	Cakara Alam (PNG) Ltd	East Arawe (11455)	23601	9/12/2018	1811167	Saw/Veneer	Planchonella	5	2.272	-54.6
Rimbunan Hijau (PNG) Ltd	Niugini International Corporation Ltd	Turama (10212)	23504	4/12/2018	1811029	Saw/Veneer	Burckella	50	22.702	-54.6
KK Connections Ltd	KK Connections Ltd	Seraji EXN TRP PROJ. (TP15-58)	23534	3/12/2018	1811071	Saw/Veneer	Planchonella	17	7.717	-54.6
Rimbunan Hijau (PNG) Ltd	Wawoi Guavi Timber Co Ltd	Wawoi Guavi (10107)	23501	8/12/2018	1810185	Saw/Veneer	Malas	100	45.354	-54.6
Rimbunan Hijau (PNG) Ltd	Sinaran Papua Ltd	Turama Extension - Purari West(TP02-12	23500	4/12/2018	1811026	Saw/Veneer	Canarium	120	53.88	-55.1

REPORT - Substantial Log Export Permit Discrepancies in Volumes Exported for December/2018 *Continued*

Co. Grouping	Exporter	Site	SGS Ref No.	Date Exported	Permit Number	Grade	Species/ Group	Permit Vol. (m3)	Shipped Vol. (m3)	Discrepancy (%)
Rimbunan Hijau (PNG) Ltd	Niugini Lumber Merchants Ltd	Awio Amgen (21409)	23679	1/12/2018	1812105	Saw/Veneer	Group 3	100	44.795	-55.2
Rimbunan Hijau (PNG) Ltd	Niugini Lumber Merchants Ltd	Andru Johanna (LFA 14-10)	23508	8/12/2018	1811036	Saw/Veneer	Group 4	500	218.633	-56.3
Oro Wood Industry Ltd	Oro Wood Industry Ltd	Kamusi Saiho (TP 5-11)	23547	7/12/2018	1811088	Saw/Veneer	Planchonella	148.803	64.95	-56.4
Rimbunan Hijau (PNG) Ltd	Niugini International Corporation Ltd	Vailala Block 1 (10214)	23604	4/12/2018	1811174	Saw/Veneer	Pencil Cedar	50	21.747	-56.5
Rimbunan Hijau (PNG) Ltd	Saban Enterprises Ltd	Huhu (Ulabo) Forest Plantation (TA4-88)	23563	9/12/2018	1811119	Plantation diam 50 - 59 cm: small	Group 2	310	133.488	-56.9
WTK Realty Ltd	Madang Timbers Ltd	Middle Ramu Block 1 (FMA 12-23)	23538	2/12/2018	1811070	Saw/Veneer	Pencil Cedar	43	18.431	-57.1
Rimbunan Hijau (PNG) Ltd	Niugini International Corporation Ltd	Vailala Block 1 (10214)	23604	4/12/2018	1811174	Saw/Veneer	Malas	50	21.367	-57.3
Amanab Forest Products Ltd	Woodbank Pacific Ltd	Vanimo TRP TP 10-8	23589	0/12/2018	1811132	Saw/Veneer	Dillenia	5	2.117	-57.7
Rimbunan Hijau (PNG) Ltd	Niugini International Corporation Ltd	Turama (10212)	23504	4/12/2018	1811029	Saw/Veneer	Calophyllum	50	21.159	-57.7
Rimbunan Hijau (PNG) Ltd	Niugini International Corporation Ltd	Vailala Block 1 (10214)	23437	4/12/2018	1810113	Saw/Veneer	Taun	300	126.788	-57.7
Rimbunan Hijau (PNG) Ltd	Niugini Lumber Merchants Ltd	Andru Johanna (LFA 14-10)	23559	8/12/2018	1811127	Saw/Veneer	Group 3	160	67.565	-57.8
Vanimo Jaya Ltd	Sentawan (PNG) Ltd	DANFU Block 12,13,14,15&18 (11640)	23612	2/12/2018	1811128	Saw/Veneer	Group 2	342.661	143.572	-58.1
Rimbunan Hijau (PNG) Ltd	Niugini International Corporation Ltd	Vailala Block 1 (10214)	23513	4/12/2018	1811048	Saw/Veneer	Malas	60	25.104	-58.2
Vanimo Jaya Ltd	Sentawan (PNG) Ltd	DANFU Block 12,13,14,15&18 (11640)	23612	2/12/2018	1811128	Saw/Veneer	Group 3	727.67	300.21	-58.7
Everwin Enterprises Limited	Everwin Enterprises Limited	Kui - Buso Consolidated TRP (TP-13-32)	23610	4/12/2018	1812013	Saw/Veneer	Terminalia	122	50.071	-59.0
Rimbunan Hijau (PNG) Ltd	Niugini Lumber Merchants Ltd	Andru Johanna (LFA 14-10)	23561	8/12/2018	1811126	Saw/Veneer	Planchonella	55	22.372	-59.3
Rimbunan Hijau (PNG) Ltd	Sinaran Papua Ltd	Turama Extension - Purari West(TP02-12)	23463	6/12/2018	1810151	Saw/Veneer	Planchonella	30	12.132	-59.6
Rimbunan Hijau (PNG) Ltd	Niugini International Corporation Ltd	Vailala Block 1 (10214)	23427	8/12/2018	1810104	Saw/Veneer	Calophyllum	20	8.042	-59.8
Rimbunan Hijau (PNG) Ltd	Niugini International Corporation Ltd	Turama (10212)	23621	4/12/2018	1812040	Saw/Veneer	Terminalia	100	40.091	-59.9
Rimbunan Hijau (PNG) Ltd	Wawoi Guavi Timber Co Ltd	Wawoi Guavi (10107)	23573	2/12/2018	1811134	Saw/Veneer	PNG Walnut	200	79.502	-60.2
Rimbunan Hijau (PNG) Ltd	Niugini International Corporation Ltd	Turama (10212)	23505	6/12/2018	1811039	Saw/Veneer	PNG Mersawa	100	39.576	-60.4
Rimbunan Hijau (PNG) Ltd	Island Forest Resources Ltd	Anu Alimbit (21405)	23499	9/12/2018	1810184	Saw/Veneer	Pencil Cedar	100	39.42	-60.6
Rimbunan Hijau (PNG) Ltd	Island Forest Resources Ltd	Anu Alimbit (21405)	23499	9/12/2018	1810184	Saw/Veneer	Canarium	200	78.596	-60.7
Rimbunan Hijau (PNG) Ltd	Wawoi Guavi Timber Co Ltd	Wawoi Guavi (10107)	23501	8/12/2018	1810185	Saw/Veneer	Terminalia	200	78.439	-60.8
Rimbunan Hijau (PNG) Ltd	Wawoi Guavi Timber Co Ltd	Wawoi Guavi (10107)	23480	9/12/2018	1810175	Saw/Veneer	Burckella	100	38.942	-61.1

REPORT - Substantial Log Export Permit Discrepancies in Volumes Exported for December/2018 *Continued*

Co. Grouping	Exporter	Site	SGS Ref No.	Date Exported	Permit Number	Grade	Species/Group	Permit Vol. (m3)	Shipped Vol. (m3)	Discrepancy (%)
Rimbunan Hijau (PNG) Ltd	Niugini International Corporation Ltd	Turama (10212)	23514	6/12/2018	1811049	Saw/Veneer	Group 2	200	77.421	-61.3
Rimbunan Hijau (PNG) Ltd	Niugini Lumber Merchants Ltd	Awio Amgen (21409)	23603	8/12/2018	1811173	Saw/Veneer	Group 2	100	38.59	-61.4
Rimbunan Hijau (PNG) Ltd	Niugini International Corporation Ltd	Turama (10212)	23621	4/12/2018	1812040	Saw/Veneer	Group 2	100	38.586	-61.4
Rimbunan Hijau (PNG) Ltd	Niugini Lumber Merchants Ltd	Ania Kapiura Consolidated (11452)	23640	1/12/2018	1812048	Saw/Veneer	Group 4	100	38.439	-61.6
Rimbunan Hijau (PNG) Ltd	Island Forest Resources Ltd	Anu Alimbit (21405)	23510	9/12/2018	1811040	Saw/Veneer	Group 2	200	76.84	-61.6
Rimbunan Hijau (PNG) Ltd	Island Forest Resources Ltd	Anu Alimbit (21405)	23449	3/12/2018	1810138	Saw/Veneer	Canarium	200	76.829	-61.6
Rimbunan Hijau (PNG) Ltd	Niugini International Corporation Ltd	Vailala Block 1 (10214)	23513	4/12/2018	1811048	Saw/Veneer	Lophopetalum /Perupok	25	9.578	-61.7
Rimbunan Hijau (PNG) Ltd	Niugini International Corporation Ltd	Vailala Block 1 (10214)	23437	4/12/2018	1810113	Saw/Veneer	Malas	60	22.94	-61.8
Oro Wood Industry Ltd	Oro Wood Industry Ltd	Kamusi Saiho (TP 5-11)	23547	7/12/2018	1811088	Saw/Veneer	PNG Walnut	193.202	73.531	-61.9
Oro Wood Industry Ltd	Oro Wood Industry Ltd	Kamusi Saiho (TP 5-11)	23547	7/12/2018	1811088	Saw/Veneer	Calophyllum	23.583	8.826	-62.6
WTK Realty Ltd	Madang Timbers Ltd	Middle Ramu Block 1 (FMA 12-23)	23482	2/12/2018	1810064	Saw/Veneer	Group 2	500	186.689	-62.7
Rimbunan Hijau (PNG) Ltd	Niugini International Corporation Ltd	Turama (10212)	23586	4/12/2018	1811151	Saw/Veneer	Burckella	50	18.572	-62.9
Rimbunan Hijau (PNG) Ltd	Niugini International Corporation Ltd	Turama (10212)	23514	6/12/2018	1811049	Saw/Veneer	Hekakoro	100	36.956	-63.0
Viva Success Ltd	Viva Success Ltd	Central New Ireland (11642)	23558	5/12/2018	1811106	Saw/Veneer	Kwila	200	73.899	-63.1
Rimbunan Hijau (PNG) Ltd	Wawoi Guavi Timber Co Ltd	Wawoi Guavi (10107)	23573	2/12/2018	1811134	Saw/Veneer	Group 2	1000	367.175	-63.3
Rimbunan Hijau (PNG) Ltd	Niugini International Corporation Ltd	Vailala Block 1 (10214)	23513	4/12/2018	1811048	Saw/Veneer	Burckella	70	25.685	-63.3
Cakara Alam (PNG) Ltd	Cakara Alam (PNG) Ltd	East Arawe (11455)	23635	9/12/2018	1812008	Saw/Veneer	Calophyllum	300	109.917	-63.4
Rimbunan Hijau (PNG) Ltd	Sinaran Papua Ltd	Turama Extension - Purari West(TP02-12)	23500	4/12/2018	1811026	Saw/Veneer	Pencil Cedar	80	29.128	-63.6
Rimbunan Hijau (PNG) Ltd	Niugini International Corporation Ltd	Turama (10212)	23515	8/12/2018	1811050	Saw/Veneer	PNG Mersawa	50	18.149	-63.7
Rimbunan Hijau (PNG) Ltd	Niugini International Corporation Ltd	Turama (10212)	23505	6/12/2018	1811039	Saw/Veneer	Taun	365	130.08	-64.4
Rimbunan Hijau (PNG) Ltd	Wawoi Guavi Timber Co Ltd	Wawoi Guavi (10107)	23481	9/12/2018	1810177	Saw/Veneer	Burckella	200	71.08	-64.5
Millionplus Corporation Ltd	Millionplus Corporation Ltd	Konoagil Inter.Agr.Proj. (FCA 16-03)	23546	4/12/2018	1811083	Saw/Veneer	Canarium	329	114.493	-65.2
Oro Wood Industry Ltd	Oro Wood Industry Ltd	Kamusi Saiho (TP 5-11)	23547	7/12/2018	1811088	Saw/Veneer	Erima	25.928	8.81	-66.0
Rimbunan Hijau (PNG) Ltd	Niugini Lumber Merchants Ltd	Awio Amgen (21409)	23679	1/12/2018	1812105	Saw/Veneer	Dillenia	30	10.006	-66.6
Rimbunan Hijau (PNG) Ltd	Niugini International Corporation Ltd	Turama (10212)	23514	6/12/2018	1811049	Saw/Veneer	Erima	150	49.521	-67.0

REPORT - Substantial Log Export Permit Discrepancies in Volumes Exported for December/2018 *Continued*

Co. Grouping	Exporter	Site	SGS Ref No.	Date Exported	Permit Number	Grade	Species/ Group	Permit Vol. (m3)	Shipped Vol. (m3)	Discrepancy (%)
Rimbunan Hijau (PNG) Ltd	Wawoi Guavi Timber Co Ltd	Wawoi Guavi (10107)	23573	2/12/2018	1811134	Saw/Veneer	PNG Mersawa	100	32.707	-67.3
Cakara Alam (PNG) Ltd	Cakara Alam (PNG) Ltd	East Arawe (11455)	23635	9/12/2018	1812008	Saw/Veneer	Burckella	45	14.61	-67.5
Cakara Alam (PNG) Ltd	Cakara Alam (PNG) Ltd	Pulie-Anu LFA TP 14-04	23473	9/12/2018	1810160	Saw/Veneer	Erima	60	19.262	-67.9
Rimbunan Hijau (PNG) Ltd	Niugini Lumber Merchants Ltd	Ania Kapiura Consolidated (11452)	23640	1/12/2018	1812048	Saw/Veneer	Group 3	100	31.382	-68.6
Rimbunan Hijau (PNG) Ltd	Niugini International Corporation Ltd	Turama (10212)	23491	8/12/2018	1811012	Saw/Veneer	Canarium	50	15.479	-69.0
Rimbunan Hijau (PNG) Ltd	Wawoi Guavi Timber Co Ltd	Wawoi Guavi (10107)	23501	8/12/2018	1810185	Saw/Veneer	Group 2	700	214.71	-69.3
Rimbunan Hijau (PNG) Ltd	Niugini Lumber Merchants Ltd	Andru Johanna (LFA 14-10)	23561	8/12/2018	1811126	Saw/Veneer	PNG Walnut	20	6.096	-69.5
Rimbunan Hijau (PNG) Ltd	Wawoi Guavi Timber Co Ltd	Wawoi Guavi (10107)	23509	8/12/2018	1811035	Saw/Veneer	Burckella	50	14.829	-70.3
Everwin Enterprises Limited	Everwin Enterprises Limited	Kui - Buso Consolidated TRP (TP-13-32)	23609	7/12/2018	1812014	Saw/Veneer	Group 4	283	83.352	-70.5
WTK Realty Ltd	Madang Timbers Ltd	Middle Ramu Block 1 (FMA 12-23)	23482	2/12/2018	1810064	Saw/Veneer	Planchonella	73	21.413	-70.7
Rimbunan Hijau (PNG) Ltd	Niugini Lumber Merchants Ltd	Andru Johanna (LFA 14-10)	23561	8/12/2018	1811126	Saw/Veneer	Lophopetallum /Perupok	20	5.855	-70.7
Rimbunan Hijau (PNG) Ltd	Saban Enterprises Ltd	Huhu (Ulabo) Forest Plantation (TA4-88)	23563	9/12/2018	1811119	Plantation diam 60+ cm: regular	Group 2	170	49.627	-70.8
Rimbunan Hijau (PNG) Ltd	Niugini International Corporation Ltd	Turama (10212)	23505	6/12/2018	1811039	Saw/Veneer	Dillenia	100	28.626	-71.4
Rimbunan Hijau (PNG) Ltd	Wawoi Guavi Timber Co Ltd	Wawoi Guavi (10107)	23481	9/12/2018	1810177	Saw/Veneer	PNG Mersawa	200	56.86	-71.6
Rimbunan Hijau (PNG) Ltd	Niugini International Corporation Ltd	Turama (10212)	23514	6/12/2018	1811049	Saw/Veneer	Dillenia	50	14.105	-71.8
Rimbunan Hijau (PNG) Ltd	Wawoi Guavi Timber Co Ltd	Wawoi Guavi (10107)	23480	9/12/2018	1810175	Saw/Veneer	Malas	200	56.085	-72.0
Continental Alliance Ltd	Continental Alliance Ltd	Meander May Valley int.Agri. (FCA 11-05)	23431	4/12/2018	1810067	Saw/Veneer	Canarium	150	42.028	-72.0
Rimbunan Hijau (PNG) Ltd	Niugini International Corporation Ltd	Turama (10212)	23505	6/12/2018	1811039	Saw/Veneer	Lophopetallum /Perupok	30	8.374	-72.1
Rimbunan Hijau (PNG) Ltd	Sinaran Papua Ltd	Turama Extension - Purari West(TP02-12)	23463	6/12/2018	1810151	Saw/Veneer	Pencil Cedar	80	22.288	-72.1
Rimbunan Hijau (PNG) Ltd	Wawoi Guavi Timber Co Ltd	Wawoi Guavi (10107)	23501	8/12/2018	1810185	Saw/Veneer	Planchonella	100	27.712	-72.3
Rimbunan Hijau (PNG) Ltd	Island Forest Resources Ltd	Anu Alimbit (21405)	23450	3/12/2018	1810139	Saw/Veneer	Lophopetallum /Perupok	50	13.778	-72.4
Rimbunan Hijau (PNG) Ltd	Sinaran Papua Ltd	Turama Extension - Purari West(TP02-12)	23463	6/12/2018	1810151	Saw/Veneer	Calophyllum	30	8.265	-72.5
Vanimo Jaya Ltd	Sentawan (PNG) Ltd	DANFU Block 12,13,14,15&18 (11640)	23612	2/12/2018	1811128	Saw/Veneer	Lophopetallum /Perupok	19.119	5.179	-72.9
Rimbunan Hijau (PNG) Ltd	Niugini International Corporation Ltd	Vailala Block 1 (10214)	23604	4/12/2018	1811174	Saw/Veneer	Dillenia	20	5.388	-73.1
Viva Success Ltd	Viva Success Ltd	Central New Ireland (11642)	23557	5/12/2018	1811105	Saw/Veneer	Group 3	150	40.212	-73.2
Rimbunan Hijau (PNG) Ltd	Wawoi Guavi Timber Co Ltd	Wawoi Guavi (10107)	23501	8/12/2018	1810185	Saw/Veneer	PNG Walnut	100	26.589	-73.4

REPORT - Substantial Log Export Permit Discrepancies in Volumes Exported for December/2018 *Continued*

Co. Grouping	Exporter	Site	SGS Ref No.	Date Exported	Permit Number	Grade	Species/Group	Permit Vol. (m3)	Shipped Vol. (m3)	Discrepancy (%)
Rimbunan Hijau (PNG) Ltd	Niugini International Corporation Ltd	Vailala Block 1 (10214)	23513	4/12/2018	1811048	Saw/Veneer	Calophyllum	20	5.304	-73.5
Rimbunan Hijau (PNG) Ltd	Niugini Lumber Merchants Ltd	Andru Johanna (LFA 14-10)	23559	8/12/2018	1811127	Saw/Veneer	Group 2	150	39.478	-73.7
Oro Wood Industry Ltd	Oro Wood Industry Ltd	Kamusi Saiho (TP 5-11)	23547	7/12/2018	1811088	Saw/Veneer	Canarium	49.229	12.899	-73.8
Rimbunan Hijau (PNG) Ltd	Wawoi Guavi Timber Co Ltd	Wawoi Guavi (10107)	23509	8/12/2018	1811035	Saw/Veneer	Malas	100	25.738	-74.3
Rimbunan Hijau (PNG) Ltd	Niugini Lumber Merchants Ltd	Andru Johanna (LFA 14-10)	23508	8/12/2018	1811036	Saw/Veneer	Lophopetallum /Perupok	50	12.791	-74.4
Millionplus Corporation Ltd	Millionplus Corporation Ltd	Konoagil Inter.Agri.Proj. (FCA 16-03)	23546	4/12/2018	1811083	Saw/Veneer	Group 4	40	10.076	-74.8
WTK Realty Ltd	Amanab Forest Products Ltd	Amanab Blocks 1-4 FMA (61001)	23543	2/12/2018	1811067	Saw/Veneer	Burckella	50	12.557	-74.9
Rimbunan Hijau (PNG) Ltd	Wawoi Guavi Timber Co Ltd	Wawoi Guavi (10107)	23481	9/12/2018	1810177	Saw/Veneer	Erima	200	49.573	-75.2
Rimbunan Hijau (PNG) Ltd	Niugini International Corporation Ltd	Turama (10212)	23621	4/12/2018	1812040	Saw/Veneer	Lophopetallum /Perupok	30	7.427	-75.2
Rimbunan Hijau (PNG) Ltd	Island Forest Resources Ltd	Anu Alimbit (21405)	23499	9/12/2018	1810184	Saw/Veneer	Erima	100	24.366	-75.6
Rimbunan Hijau (PNG) Ltd	Niugini Lumber Merchants Ltd	Ania Kapiura Consolidated (11452)	23451	1/12/2018	1810132	Saw/Veneer	Group 3	150	36.253	-75.8
Viva Success Ltd	Viva Success Ltd	Central New Ireland (11642)	23557	5/12/2018	1811105	Saw/Veneer	PNG Walnut	20	4.727	-76.4
Rimbunan Hijau (PNG) Ltd	Niugini International Corporation Ltd	Vailala Block 1 (10214)	23437	4/12/2018	1810113	Saw/Veneer	Lophopetallum /Perupok	10	2.337	-76.6
Rimbunan Hijau (PNG) Ltd	Niugini International Corporation Ltd	Vailala Block 1 (10214)	23604	4/12/2018	1811174	Saw/Veneer	Calophyllum	20	4.67	-76.7
WTK Realty Ltd	Madang Timbers Ltd	Middle Ramu Block 1 (FMA 12-23)	23538	2/12/2018	1811070	Saw/Veneer	Dillenia	15	3.502	-76.7
Brilliant Investment Ltd	DD Investment Ltd	Bewani, Mushu (21001)	23531	1/12/2018	1811055	Saw/Veneer	Erima	55	12.698	-76.9
Rimbunan Hijau (PNG) Ltd	Wawoi Guavi Timber Co Ltd	Wawoi Guavi (10107)	23480	9/12/2018	1810175	Saw/Veneer	Dillenia	150	34.266	-77.2
Millionplus Corporation Ltd	Millionplus Corporation Ltd	Konoagil Inter.Agri.Proj. (FCA 16-03)	23546	4/12/2018	1811083	Saw/Veneer	Calophyllum	363	80.251	-77.9
Rimbunan Hijau (PNG) Ltd	Sinaran Papua Ltd	Turama Extension - Purari West(TP02-12)	23500	4/12/2018	1811026	Saw/Veneer	Planchonella	20	4.368	-78.2
Rimbunan Hijau (PNG) Ltd	Niugini International Corporation Ltd	Turama (10212)	23464	4/12/2018	1810154	Saw/Veneer	Calophyllum	130	28.178	-78.3
Rimbunan Hijau (PNG) Ltd	Niugini International Corporation Ltd	Turama (10212)	23491	8/12/2018	1811012	Saw/Veneer	Group 2	95	20.495	-78.4
Rimbunan Hijau (PNG) Ltd	Island Forest Resources Ltd	Anu Alimbit (21405)	23449	3/12/2018	1810138	Saw/Veneer	Lophopetallum /Perupok	50	10.353	-79.3
Rimbunan Hijau (PNG) Ltd	Sinaran Papua Ltd	Turama Extension - Purari West(TP02-12)	23463	6/12/2018	1810151	Saw/Veneer	Lophopetallum /Perupok	50	10.168	-79.7
Rimbunan Hijau (PNG) Ltd	Island Forest Resources Ltd	Anu Alimbit (21405)	23499	9/12/2018	1810184	Saw/Veneer	Calophyllum	100	20.335	-79.7
Rimbunan Hijau (PNG) Ltd	Niugini Lumber Merchants Ltd	Andru Johanna (LFA 14-10)	23561	8/12/2018	1811126	Saw/Veneer	Group 2	150	29.913	-80.1
Rimbunan Hijau (PNG) Ltd	Niugini Lumber Merchants Ltd	Awio Amgen (21409)	23679	1/12/2018	1812105	Saw/Veneer	Group 2	100	19.297	-80.7



REPORT - Substantial Log Export Permit Discrepancies in Volumes Exported for December/2018 *Continued*

Co. Grouping	Exporter	Site	SGS Ref No.	Date Exported	Permit Number	Grade	Species/Group	Permit Vol. (m3)	Shipped Vol. (m3)	Discrepancy (%)
Summit Agriculture Ltd	Summit Agriculture Ltd	Wewak/Turubu (FCA11-03)	23429	4/12/2018	1810070	Saw/Veneer	Canarium	250	46.967	-81.2
Pacific Green Forest Ltd	Pacific Green Forest Ltd	Walsa Inter. Agriculture Pro. (FCA10-05)	23606	0/12/2018	1812001	Saw/Veneer	Hekakoro	15	2.794	-81.4
Rimbunan Hijau (PNG) Ltd	Niugini International Corporation Ltd	Turama (10212)	23515	8/12/2018	1811050	Saw/Veneer	Group 2	150	27.58	-81.6
Continental Alliance Ltd	Continental Alliance Ltd	Meander May Valley int.Agri. (FCA 11-05)	23431	4/12/2018	1810067	Saw/Veneer	PNG Walnut	150	26.951	-82.0
Rimbunan Hijau (PNG) Ltd	Niugini Lumber Merchants Ltd	Andru Johanna (LFA 14-10)	23508	8/12/2018	1811036	Saw/Veneer	PNG Walnut	100	17.733	-82.3
Rimbunan Hijau (PNG) Ltd	Wawoi Guavi Timber Co Ltd	Wawoi Guavi (10107)	23481	9/12/2018	1810177	Saw/Veneer	Malas	600	106.108	-82.3
Rimbunan Hijau (PNG) Ltd	Niugini Lumber Merchants Ltd	Awio Amgen (21409)	23506	8/12/2018	1811038	Saw/Veneer	PNG Walnut	20	3.524	-82.4
WTK Realty Ltd	Madang Timbers Ltd	Middle Ramu Block 1 (FMA 12-23)	23482	2/12/2018	1810064	Saw/Veneer	Calophyllum	20	3.438	-82.8
Rimbunan Hijau (PNG) Ltd	Wawoi Guavi Timber Co Ltd	Wawoi Guavi (10107)	23573	2/12/2018	1811134	Saw/Veneer	Malas	350	59.978	-82.9
Summit Agriculture Ltd	Summit Agriculture Ltd	Lower Sepik (LFA 11-01)	23416	4/12/2018	1810069	Saw/Veneer	Canarium	100	15.924	-84.1
Rimbunan Hijau (PNG) Ltd	Niugini International Corporation Ltd	Turama (10212)	23515	8/12/2018	1811050	Saw/Veneer	Calophyllum	30	4.749	-84.2
Rimbunan Hijau (PNG) Ltd	Niugini Lumber Merchants Ltd	Andru Johanna (LFA 14-10)	23561	8/12/2018	1811126	Saw/Veneer	Malas	30	4.712	-84.3
Rimbunan Hijau (PNG) Ltd	Niugini International Corporation Ltd	Vailala Block 1 (10214)	23427	8/12/2018	1810104	Saw/Veneer	Dillenia	50	7.758	-84.5
Rimbunan Hijau (PNG) Ltd	Niugini Lumber Merchants Ltd	Ania Kapiura Consolidated (11452)	23451	1/12/2018	1810132	Saw/Veneer	PNG Walnut	30	4.649	-84.5
WTK Realty Ltd	Amanab Forest Products Ltd	Amanab Blocks 1-4 FMA (61001)	23590	2/12/2018	1811147	Saw/Veneer	Burckella	20	2.977	-85.1
Rimbunan Hijau (PNG) Ltd	Niugini International Corporation Ltd	Vailala Block 1 (10214)	23427	8/12/2018	1810104	Saw/Veneer	Malas	200	29.74	-85.1
Rimbunan Hijau (PNG) Ltd	Niugini International Corporation Ltd	Turama (10212)	23586	4/12/2018	1811151	Saw/Veneer	Calophyllum	20	2.839	-85.8
Viva Success Ltd	Viva Success Ltd	Central New Ireland (11642)	23558	5/12/2018	1811106	Saw/Veneer	Lophopetallum /Perupok	20	2.753	-86.2
Rimbunan Hijau (PNG) Ltd	Island Forest Resources Ltd	Anu Alimbit (21405)	23499	9/12/2018	1810184	Saw/Veneer	Lophopetallum /Perupok	100	13.408	-86.6
Rimbunan Hijau (PNG) Ltd	Island Forest Resources Ltd	Anu Alimbit (21405)	23499	9/12/2018	1810184	Saw/Veneer	Group 2	300	39.136	-87.0
Rimbunan Hijau (PNG) Ltd	Niugini International Corporation Ltd	Turama (10212)	23464	4/12/2018	1810154	Saw/Veneer	PNG Mersawa	300	39.015	-87.0
Rimbunan Hijau (PNG) Ltd	Sinaran Papua Ltd	Turama Extension - Purari West(TP02-12)	23500	4/12/2018	1811026	Saw/Veneer	PNG Walnut	50	6.243	-87.5
Rimbunan Hijau (PNG) Ltd	Island Forest Resources Ltd	Anu Alimbit (21405)	23510	9/12/2018	1811040	Saw/Veneer	Calophyllum	100	10.995	-89.0
Rimbunan Hijau (PNG) Ltd	Niugini Lumber Merchants Ltd	Andru Johanna (LFA 14-10)	23559	8/12/2018	1811127	Saw/Veneer	PNG Walnut	20	2.135	-89.3
Summit Agriculture Ltd	Summit Agriculture Ltd	Lower Sepik (LFA 11-01)	23416	4/12/2018	1810069	Saw/Veneer	Malas	100	9.635	-90.4
Rimbunan Hijau (PNG) Ltd	Niugini International Corporation Ltd	Vailala Block 1 (10214)	23427	8/12/2018	1810104	Saw/Veneer	Lophopetallum /Perupok	50	4.776	-90.4

REPORT - Substantial Log Export Permit Discrepancies in Volumes Exported for December/2018 *Continued*

Co. Grouping	Exporter	Site	SGS Ref No.	Date Exported	Permit Number	Grade	Species/ Group	Permit Vol. (m3)	Shipped Vol. (m3)	Discrepancy (%)
Vanimo Jaya Ltd	Sentawan (PNG) Ltd	DANFU Block 12,13,14,15&18 (11640)	23612	2/12/2018	1811128	Saw/Veneer	Dillenia	60.228	5.749	-90.5
Rimbunan Hijau (PNG) Ltd	Niugini Lumber Merchants Ltd	Awio Amgen (21409)	23679	1/12/2018	1812105	Saw/Veneer	Lophopetallum /Perupok	20	1.81	-91.0
Rimbunan Hijau (PNG) Ltd	Wawoi Guavi Timber Co Ltd	Wawoi Guavi (10107)	23509	8/12/2018	1811035	Saw/Veneer	Dillenia	100	7.739	-92.3
Rimbunan Hijau (PNG) Ltd	Niugini International Corporation Ltd	Turama (10212)	23491	8/12/2018	1811012	Saw/Veneer	Calophyllum	20	1.511	-92.4
Rimbunan Hijau (PNG) Ltd	Niugini International Corporation Ltd	Turama (10212)	23491	8/12/2018	1811012	Saw/Veneer	Planchonella	10	0.691	-93.1
Rimbunan Hijau (PNG) Ltd	Niugini Lumber Merchants Ltd	Ania Kapiura Consolidated (11452)	23640	1/12/2018	1812048	Saw/Veneer	Calophyllum	60	3.489	-94.2
Viva Success Ltd	Viva Success Ltd	Central New Ireland (11642)	23557	5/12/2018	1811105	Saw/Veneer	Group 2	100	5.758	-94.2
Rimbunan Hijau (PNG) Ltd	Sinaran Papua Ltd	Turama Extension - Purari West(TP02-12)	23463	6/12/2018	1810151	Saw/Veneer	PNG Mersawa	200	11.281	-94.4
Rimbunan Hijau (PNG) Ltd	Niugini International Corporation Ltd	Vailala Block 1 (10214)	23437	4/12/2018	1810113	Saw/Veneer	Dillenia	30	1.573	-94.8
KK Connections Ltd	KK Connections Ltd	Seraji EXN TRP PROJ. (TP15-58)	23534	3/12/2018	1811071	Saw/Veneer	All Species	2027	103.709	-94.9
Summit Agriculture Ltd	Summit Agriculture Ltd	Lower Sepik (LFA 11-01)	23416	4/12/2018	1810069	Saw/Veneer	Erima	50	1.941	-96.1
Rimbunan Hijau (PNG) Ltd	Sinaran Papua Ltd	Turama Extension - Purari West(TP02-12)	23500	4/12/2018	1811026	Saw/Veneer	Taun	150	4.113	-97.3
Rimbunan Hijau (PNG) Ltd	Wawoi Guavi Timber Co Ltd	Wawoi Guavi (10107)	23501	8/12/2018	1810185	Saw/Veneer	PNG Mersawa	200	5.146	-97.4
Rimbunan Hijau (PNG) Ltd	Island Forest Resources Ltd	Anu Alimbit (21405)	23510	9/12/2018	1811040	Saw/Veneer	Pencil Cedar	100	2.513	-97.5
KK Connections Ltd	Laloani No 8. Limited	Dengnenge "A"Int, Agri Proj (FCA 15-10)	23579	0/12/2018	1811133	Saw/Veneer	All Species	1082	27.063	-97.5

**Total Volume Exported Where Shipped Volumes have Major Discrepancies From Endorsed Volumes:**

**199,373.653**



## Report - Monthly Document Delays for December / 2018

Date printed: 29/01/2019 9:44:11 AM

Co. Grouping	Exporting Company	SGS Ref Number	Date LIR Recieved	Date Documents Recieved	Document Delay (No of days)
Agri Bisnis Ltd	Agri Bisnis Ltd	23551	12/12/2018	06 / 03 / 19	84
<b>Number of Shipments / Av Delay</b>		<b>1</b>			<b>84.0</b>
<b>Number of Shipments / Av Delay</b>		<b>1</b>			<b>84.0</b>
Allied Success International Limited	Allied Success International Limited	23488	20/12/2018	04 / 03 / 19	74
<b>Number of Shipments / Av Delay</b>		<b>1</b>			<b>74.0</b>
<b>Number of Shipments / Av Delay</b>		<b>1</b>			<b>74.0</b>
Amanab 56 Timber Investments Ltd	Amanab 56 Timber Investments Ltd	23169	07/12/2018	16 / 01 / 19	40
		23110	07/12/2018	16 / 01 / 19	40
		23112	07/12/2018	17 / 01 / 19	41
		23396	07/12/2018	22 / 01 / 19	46
		23418	07/12/2018	22 / 01 / 19	46
		23111	07/12/2018	16 / 01 / 19	40
<b>Number of Shipments / Av Delay</b>		<b>6</b>			<b>42.2</b>
<b>Number of Shipments / Av Delay</b>		<b>6</b>			<b>42.2</b>
Amanab Forest Products Ltd	Woodbank Pacific Ltd	23627	18/12/2018	05 / 03 / 19	77
		23589	17/12/2018	28 / 02 / 19	73
<b>Number of Shipments / Av Delay</b>		<b>2</b>			<b>75.0</b>
<b>Number of Shipments / Av Delay</b>		<b>2</b>			<b>75.0</b>
Bewani Forest Product Ltd	Bewani Forest Product Ltd	23292	07/12/2018	14 / 02 / 19	69
		23290	07/12/2018	14 / 02 / 19	69
<b>Number of Shipments / Av Delay</b>		<b>2</b>			<b>69.0</b>
<b>Number of Shipments / Av Delay</b>		<b>2</b>			<b>69.0</b>
Brilliant Investment Ltd	DD Investment Ltd	23531	07/12/2018	06 / 03 / 19	89
<b>Number of Shipments / Av Delay</b>		<b>1</b>			<b>89.0</b>



## Report - Monthly Document Delays for December / 2018

Date printed: 29/01/2019 9:44:11 AM

Co. Grouping	Exporting Company	SGS Ref Number	Date LIR Recieved	Date Documents Recieved	Document Delay (No of days)
<b>Number of Shipments / Av Delay</b>		<b>1</b>			<b>89.0</b>
Cakara Alam (PNG) Ltd					
	Cakara Alam (PNG) Ltd	23468	12/12/2018	22 / 01 / 19	41
		23438	12/12/2018	22 / 01 / 19	41
		23525	12/12/2018	22 / 01 / 19	41
		23489	12/12/2018	22 / 01 / 19	41
<b>Number of Shipments / Av Delay</b>		<b>4</b>			<b>41.0</b>
	Tzen Pacific Ltd	23411	12/12/2018	08 / 01 / 19	27
		23439	12/12/2018	08 / 01 / 19	27
<b>Number of Shipments / Av Delay</b>		<b>2</b>			<b>27.0</b>
<b>Number of Shipments / Av Delay</b>		<b>6</b>			<b>36.3</b>
Continental Alliance Ltd					
	Continental Alliance Ltd	23431	17/12/2018	31 / 12 / 18	14
<b>Number of Shipments / Av Delay</b>		<b>1</b>			<b>14.0</b>
<b>Number of Shipments / Av Delay</b>		<b>1</b>			<b>14.0</b>
CS Boss International Ltd					
	Stettin Bay Lumber Co. Ltd	23477	12/12/2018	08 / 01 / 19	27
		23520	05/12/2018	22 / 02 / 19	79
<b>Number of Shipments / Av Delay</b>		<b>2</b>			<b>53.0</b>
<b>Number of Shipments / Av Delay</b>		<b>2</b>			<b>53.0</b>
Everwin Enterprises Limited					
	Everwin Enterprises Limited	23374	07/12/2018	12 / 12 / 18	5
		23375	10/12/2018	20 / 12 / 18	10
<b>Number of Shipments / Av Delay</b>		<b>2</b>			<b>7.5</b>
<b>Number of Shipments / Av Delay</b>		<b>2</b>			<b>7.5</b>
Kinmas Investment Ltd					
	Kinmas Investment Ltd	23354	12/12/2018	18 / 01 / 19	37
		23272	12/12/2018	20 / 12 / 18	8
		23456	12/12/2018	07 / 01 / 19	26
		23498	12/12/2018	21 / 01 / 19	40
		23405	12/12/2018	21 / 01 / 19	40



## Report - Monthly Document Delays for December / 2018

Date printed: 29/01/2019 9:44:11 AM

Co. Grouping	Exporting Company	SGS Ref Number	Date LIR Recieved	Date Documents Recieved	Document Delay (No of days)
	<b>Number of Shipments / Av Delay</b>	<b>5</b>			<b>30.2</b>
	<b>Number of Shipments / Av Delay</b>	<b>5</b>			<b>30.2</b>
KK Connections Ltd	KK Connections Ltd	23600	19/12/2018	25 / 02 / 19	68
		23535	11/12/2018	15 / 02 / 19	66
		23529	11/12/2018	15 / 02 / 19	66
		23530	11/12/2018	15 / 02 / 19	66
		23534	19/12/2018	18 / 02 / 19	61
	<b>Number of Shipments / Av Delay</b>	<b>5</b>			<b>65.4</b>
	Laloani No 8. Limited	23579	17/12/2018	25 / 02 / 19	70
		23592	17/12/2018	20 / 02 / 19	65
	<b>Number of Shipments / Av Delay</b>	<b>2</b>			<b>67.5</b>
	<b>Number of Shipments / Av Delay</b>	<b>7</b>			<b>66.0</b>
Low Impact Logging Ltd	Low Impact Logging Ltd	23523	11/12/2018	28 / 12 / 18	17
		23522	11/12/2018	28 / 12 / 18	17
	<b>Number of Shipments / Av Delay</b>	<b>2</b>			<b>17.0</b>
	<b>Number of Shipments / Av Delay</b>	<b>2</b>			<b>17.0</b>
Oro Wood Industry Ltd	Oro Wood Industry Ltd	23548	28/12/2018	12 / 03 / 19	74
		23547	28/12/2018	12 / 03 / 19	74
		23618	27/12/2018	18 / 03 / 19	81
	<b>Number of Shipments / Av Delay</b>	<b>3</b>			<b>76.3</b>
	<b>Number of Shipments / Av Delay</b>	<b>3</b>			<b>76.3</b>
Rimbunan Hijau (PNG) Ltd	Island Forest Resources Ltd	23323	05/12/2018	30 / 01 / 19	56
		23379	12/12/2018	11 / 02 / 19	61
		23414	05/12/2018	22 / 01 / 19	48
		23449	17/12/2018	25 / 02 / 19	70
		23450	17/12/2018	25 / 02 / 19	70
		23321	12/12/2018	12 / 02 / 19	62
	<b>Number of Shipments / Av Delay</b>	<b>6</b>			<b>61.2</b>



## Report - Monthly Document Delays for December / 2018

Date printed: 29/01/2019 9:44:11 AM

Co. Grouping	Exporting Company	SGS Ref Number	Date LIR Recieved	Date Documents Recieved	Document Delay (No of days)
	Niugini International Corporation Ltd	23514	21/12/2018	21 / 02 / 19	62
		23505	24/12/2018	18 / 02 / 19	56
		23515	11/12/2018	06 / 03 / 19	85
		23436	03/12/2018	09 / 01 / 19	37
		23426	03/12/2018	09 / 01 / 19	37
		23604	28/12/2018	27 / 02 / 19	61
		23513	21/12/2018	19 / 02 / 19	60
		23427	21/12/2018	15 / 02 / 19	56
		23491	11/12/2018	18 / 02 / 19	69
	<b>Number of Shipments / Av Delay</b>	<b>9</b>			<b>58.1</b>
	Niugini Lumber Merchants Ltd	23454	17/12/2018	22 / 02 / 19	67
	<b>Number of Shipments / Av Delay</b>	<b>1</b>			<b>67.0</b>
	Saban Enterprises Ltd	23564	29/12/2018	20 / 03 / 19	81
		23566	26/12/2018	26 / 02 / 19	62
		23565	26/12/2018	25 / 02 / 19	61
		23562	29/12/2018	20 / 03 / 19	81
		23563	29/12/2018	20 / 03 / 19	81
	<b>Number of Shipments / Av Delay</b>	<b>5</b>			<b>73.2</b>
	Sinaran Papua Ltd	23463	28/12/2018	15 / 02 / 19	49
		23617	27/12/2018	14 / 03 / 19	77
		23572	11/12/2018	26 / 02 / 19	77
		23474	03/12/2018	09 / 01 / 19	37
	<b>Number of Shipments / Av Delay</b>	<b>4</b>			<b>60.0</b>
	Wawai Guavi Timber Co Ltd	23394	28/12/2018	02 / 01 / 19	5
		23388	27/12/2018	02 / 01 / 19	6
		23433	27/12/2018	28 / 01 / 19	32
		23434	28/12/2018	29 / 01 / 19	32
		23501	28/12/2018	25 / 01 / 19	28
		23509	28/12/2018	25 / 01 / 19	28
	<b>Number of Shipments / Av Delay</b>	<b>6</b>			<b>21.8</b>
	<b>Number of Shipments / Av Delay</b>	<b>31</b>			<b>54.6</b>
	Ruby Light Investment Ltd				
	Ruby Light Investment Ltd	23478	03/12/2018	11 / 03 / 19	98
	<b>Number of Shipments / Av Delay</b>	<b>1</b>			<b>98.0</b>



## Report - Monthly Document Delays for December / 2018

Date printed: 29/01/2019 9:44:11 AM

Co. Grouping	Exporting Company	SGS Ref Number	Date LIR Recieved	Date Documents Recieved	Document Delay (No of days)
<b>Number of Shipments / Av Delay</b>		<b>1</b>			<b>98.0</b>
Samas Ltd	Samas Ltd	23575	24/12/2018	07 / 03 / 19	73
		23574	24/12/2018	07 / 03 / 19	73
<b>Number of Shipments / Av Delay</b>		<b>2</b>			<b>73.0</b>
<b>Number of Shipments / Av Delay</b>		<b>2</b>			<b>73.0</b>
Summit Agriculture Ltd	Summit Agriculture Ltd	23416	17/12/2018	13 / 02 / 19	58
<b>Number of Shipments / Av Delay</b>		<b>1</b>			<b>58.0</b>
<b>Number of Shipments / Av Delay</b>		<b>1</b>			<b>58.0</b>
Vanimo Jaya Ltd	Vanimo Jaya Ltd	23495	19/12/2018	13 / 02 / 19	56
		23570	19/12/2018	26 / 02 / 19	69
		23527	03/12/2018	31 / 12 / 18	28
<b>Number of Shipments / Av Delay</b>		<b>3</b>			<b>51.0</b>
<b>Number of Shipments / Av Delay</b>		<b>3</b>			<b>51.0</b>
WTK Realty Ltd	Amanab Forest Products Ltd	23458	07/12/2018	29 / 01 / 19	53
		23541	17/12/2018	04 / 03 / 19	77
<b>Number of Shipments / Av Delay</b>		<b>2</b>			<b>65.0</b>
<b>Number of Shipments / Av Delay</b>		<b>2</b>			<b>65.0</b>
<b>Monthly Number of Shipments / Average Delay</b>		<b>81</b>			<b>53.0</b>



## Log Export Average Prices by Log Grades, Groups and Species and by Log Exporter Parent Companies, for December - 2018

Date printed: 29/01/2019 9:44:17 AM

Grade / Species Group / Species	Company/Group	Ave FOB USD/m3	Volume, m3
---------------------------------	---------------	----------------	------------

<b>Saw/Veneer Group 1 Burckella</b>
-------------------------------------

<b>Mean Company FOB Price: 86.08 USD/m3; Range: 80.00 - 92.00 USD/m3</b>
--

CS Boss International Ltd	92.00	302.818
Rimbunan Hijau (PNG) Ltd	89.94	1,736.760
Aset Meriah (PNG) Ltd	85.00	783.964
Amanab Forest Products Ltd	85.00	20.419
Bismark Industries Ltd	85.00	444.842
Brilliant Investment Ltd	85.00	87.283
Cakara Alam (PNG) Ltd	85.00	621.945
Everwin Enterprises Limited	85.00	124.605
Oro Wood Industry Ltd	85.00	671.639
Pacific Green Forest Ltd	85.00	44.512
Uni Rise Ltd	85.00	1,006.093
Vanimo Jaya Ltd	85.00	166.347
WTK Realty Ltd	85.00	89.243
Yama (PNG) Limited	85.00	510.798
KK Connections Ltd	80.00	188.405
Agri Bisnis Ltd	80.00	238.621
Allied Success International Limited	80.00	23.624
Bewani Forest Product Ltd	80.00	69.211
Super Green Limited	80.00	66.057



<b>Grade / Species Group / Species</b>	<b>Company/Group</b>	<b>Ave FOB USD/m3</b>	<b>Volume, m3</b>
--	----------------------	-----------------------	-------------------

**Saw/Veneer Group 1 Calophyllum**

**Mean Company FOB Price: 109.22 USD/m3; Range: 80.00 - 120.00 USD/m3**

Bismark Industries Ltd	120.00	2,624.631
Oro Wood Industry Ltd	120.00	36.850
Viva Success Ltd	120.00	928.416
Uni Rise Ltd	110.00	1,706.770
CS Boss International Ltd	110.00	122.302
Millionplus Corporation Ltd	110.00	80.251
Pacific Green Forest Ltd	110.00	126.804
Cakara Alam (PNG) Ltd	110.00	789.974
Rimbunan Hijau (PNG) Ltd	109.77	2,855.305
KK Connections Ltd	105.00	4,916.155
Agri Bisnis Ltd	105.00	391.071
Amanab Forest Products Ltd	105.00	43.395
Aset Meriah (PNG) Ltd	105.00	611.115
Brilliant Investment Ltd	105.00	310.013
Global Elite Ltd	105.00	83.214
Super Green Limited	105.00	158.906
Vanimo Jaya Ltd	105.00	1,386.619
Yama (PNG) Limited	105.00	1,313.924
WTK Realty Ltd	104.97	531.296
Bewani Forest Product Ltd	100.00	23.573
Allied Success International Limited	80.00	37.485

**Saw/Veneer Group 1 Dillenia**

**Mean Company FOB Price: 84.70 USD/m3; Range: 80.00 - 92.00 USD/m3**

CS Boss International Ltd	92.00	296.887
Rimbunan Hijau (PNG) Ltd	89.80	998.133
Amanab Forest Products Ltd	85.00	2.117
Bismark Industries Ltd	85.00	2,328.069
Brilliant Investment Ltd	85.00	39.276
Cakara Alam (PNG) Ltd	85.00	1,534.977
Continental Alliance Ltd	85.00	265.492
Everwin Enterprises Limited	85.00	19.898
Global Elite Ltd	85.00	114.421
Millionplus Corporation Ltd	85.00	9.363
Pacific Green Forest Ltd	85.00	42.801
Uni Rise Ltd	85.00	987.138
Vanimo Jaya Ltd	85.00	118.408
Yama (PNG) Limited	85.00	18.382
Aset Meriah (PNG) Ltd	85.00	413.397
Oro Wood Industry Ltd	85.00	57.803
WTK Realty Ltd	84.87	168.749
Agri Bisnis Ltd	80.00	1,035.034
Bewani Forest Product Ltd	80.00	141.960
KK Connections Ltd	80.00	673.206
Super Green Limited	80.00	88.389

<b>Grade / Species Group / Species</b>	<b>Company/Group</b>	<b>Ave FOB USD/m3</b>	<b>Volume, m3</b>
--	----------------------	-----------------------	-------------------

**Saw/Veneer Group 1 Erima**

**Mean Company FOB Price: 86.67 USD/m3; Range: 76.00 - 89.91 USD/m3**

Rimbunan Hijau (PNG) Ltd	89.91	3,344.195
Summit Agriculture Ltd	85.00	28.334
Aset Meriah (PNG) Ltd	85.00	173.190
Bismark Industries Ltd	85.00	177.932
Cakara Alam (PNG) Ltd	85.00	94.261
Oro Wood Industry Ltd	85.00	43.997
Uni Rise Ltd	85.00	66.245
Vanimo Jaya Ltd	85.00	846.295
Viva Success Ltd	85.00	166.220
Brilliant Investment Ltd	85.00	12.698
WTK Realty Ltd	84.83	191.468
Samas Ltd	80.00	218.428
Agri Bisnis Ltd	80.00	84.211
KK Connections Ltd	80.00	828.628
Super Green Limited	80.00	6.612
Amanab Forest Products Ltd	76.00	18.184

**Saw/Veneer Group 1 Grey Canarium**

**Mean Company FOB Price: 86.54 USD/m3; Range: 80.00 - 89.98 USD/m3**

Rimbunan Hijau (PNG) Ltd	89.98	1,214.528
Vanimo Jaya Ltd	85.00	243.062
Bismark Industries Ltd	85.00	32.766
Cakara Alam (PNG) Ltd	85.00	90.978
Millionplus Corporation Ltd	85.00	5.130
Oro Wood Industry Ltd	85.00	23.286
Pacific Green Forest Ltd	85.00	15.212
Samas Ltd	85.00	16.715
Viva Success Ltd	85.00	100.442
WTK Realty Ltd	85.00	7.192
Yama (PNG) Limited	85.00	7.722
Aset Meriah (PNG) Ltd	85.00	178.759
Uni Rise Ltd	85.00	121.550
Allied Success International Limited	80.00	5.050
KK Connections Ltd	80.00	406.960
Super Green Limited	80.00	28.869

**Saw/Veneer Group 1 Hekakoro**

**Mean Company FOB Price: 89.98 USD/m3; Range: 85.00 - 90.00 USD/m3**

Rimbunan Hijau (PNG) Ltd	90.00	1,034.050
Pacific Green Forest Ltd	85.00	2.794
Vanimo Jaya Ltd	85.00	2.226

<b>Grade / Species Group / Species</b>	<b>Company/Group</b>	<b>Ave FOB USD/m3</b>	<b>Volume, m3</b>
--	----------------------	-----------------------	-------------------

**Saw/Veneer Group 1 Kwila**

**Mean Company FOB Price: 256.16 USD/m3; Range: 185.00 - 260.00 USD/m3**

Agri Bisnis Ltd	260.00	34.604
Brilliant Investment Ltd	260.00	201.776
Continental Alliance Ltd	260.00	382.225
Global Elite Ltd	260.00	350.301
Oro Wood Industry Ltd	260.00	95.243
Pacific Green Forest Ltd	260.00	1,130.865
Summit Agriculture Ltd	260.00	414.555
WTK Realty Ltd	260.00	20,078.883
Amanab Forest Products Ltd	260.00	1,262.406
Aset Meriah (PNG) Ltd	255.00	195.966
Amanab 56 Timber Investments Ltd	250.00	5,150.012
Bewani Forest Product Ltd	250.00	3,632.850
Rimbunan Hijau (PNG) Ltd	250.00	81.203
Uni Rise Ltd	250.00	258.609
Viva Success Ltd	250.00	433.037
Yama (PNG) Limited	250.00	55.367
Bismark Industries Ltd	250.00	44.031
Everwin Enterprises Limited	250.00	214.302
KK Connections Ltd	240.00	656.983
Super Green Limited	240.00	26.838
Allied Success International Limited	230.00	352.842
Samas Ltd	230.00	262.977

**Saw/Veneer Group 1 Lophopetallum/Perupok**

**Mean Company FOB Price: 83.74 USD/m3; Range: 80.00 - 89.85 USD/m3**

Rimbunan Hijau (PNG) Ltd	89.85	182.255
Viva Success Ltd	85.00	33.036
Amanab Forest Products Ltd	85.00	5.856
Aset Meriah (PNG) Ltd	85.00	158.342
Cakara Alam (PNG) Ltd	85.00	61.825
Oro Wood Industry Ltd	85.00	3.178
Pacific Green Forest Ltd	85.00	3.058
Vanimo Jaya Ltd	85.00	165.542
Bismark Industries Ltd	85.00	48.684
WTK Realty Ltd	84.59	78.099
KK Connections Ltd	80.00	310.021
Agri Bisnis Ltd	80.00	56.867
Allied Success International Limited	80.00	2.448
Samas Ltd	80.00	86.773
Super Green Limited	80.00	20.885

<b>Grade / Species Group / Species</b>	<b>Company/Group</b>	<b>Ave FOB USD/m3</b>	<b>Volume, m3</b>
--	----------------------	-----------------------	-------------------

**Saw/Veneer Group 1 Malas**

**Mean Company FOB Price: 87.67 USD/m3; Range: 80.00 - 92.00 USD/m3**

CS Boss International Ltd	92.00	42.681
Bismark Industries Ltd	90.00	10,432.181
Rimbunan Hijau (PNG) Ltd	89.99	6,211.382
Amanab Forest Products Ltd	85.00	118.254
Aset Meriah (PNG) Ltd	85.00	914.367
Brilliant Investment Ltd	85.00	206.502
Cakara Alam (PNG) Ltd	85.00	2,248.376
Continental Alliance Ltd	85.00	164.962
Global Elite Ltd	85.00	238.270
Millionplus Corporation Ltd	85.00	94.837
Oro Wood Industry Ltd	85.00	22.765
Summit Agriculture Ltd	85.00	139.308
Vanimo Jaya Ltd	85.00	225.354
Yama (PNG) Limited	85.00	969.527
Pacific Green Forest Ltd	85.00	99.814
Uni Rise Ltd	85.00	2,959.314
WTK Realty Ltd	84.47	902.635
Agri Bisnis Ltd	80.00	1,300.890
Allied Success International Limited	80.00	78.003
Bewani Forest Product Ltd	80.00	370.682

**Saw/Veneer Group 1 Pencil Cedar**

**Mean Company FOB Price: 107.12 USD/m3; Range: 100.00 - 115.00 USD/m3**

Viva Success Ltd	115.00	1,882.899
Bismark Industries Ltd	110.00	272.346
Pacific Green Forest Ltd	110.00	248.999
Oro Wood Industry Ltd	110.00	273.003
Rimbunan Hijau (PNG) Ltd	108.83	2,880.868
Brilliant Investment Ltd	105.00	649.132
Cakara Alam (PNG) Ltd	105.00	217.234
Agri Bisnis Ltd	105.00	182.438
Amanab Forest Products Ltd	105.00	158.277
Aset Meriah (PNG) Ltd	105.00	397.914
Continental Alliance Ltd	105.00	165.990
Global Elite Ltd	105.00	47.344
Millionplus Corporation Ltd	105.00	52.660
Uni Rise Ltd	105.00	328.668
Yama (PNG) Limited	105.00	388.475
Vanimo Jaya Ltd	105.00	1,686.239
WTK Realty Ltd	104.89	1,066.283
Allied Success International Limited	100.00	103.502
Super Green Limited	100.00	316.577
KK Connections Ltd	100.00	1,069.514

<b>Grade / Species Group / Species</b>	<b>Company/Group</b>	<b>Ave FOB USD/m3</b>	<b>Volume, m3</b>
--	----------------------	-----------------------	-------------------

<b>Saw/Veneer Group 1 PNG Mersawa</b>
---------------------------------------

<b>Mean Company FOB Price: 111.40 USD/m3; Range: 80.00 - 115.00 USD/m3</b>
--

Vanimo Jaya Ltd	115.00	4,651.337
Rimbunan Hijau (PNG) Ltd	114.99	1,325.154
Pacific Green Forest Ltd	110.00	211.205
Everwin Enterprises Limited	105.00	824.819
Oro Wood Industry Ltd	105.00	940.113
WTK Realty Ltd	105.00	103.604
Brilliant Investment Ltd	105.00	698.340
Super Green Limited	80.00	152.075

<b>Saw/Veneer Group 1 PNG Walnut</b>
--------------------------------------

<b>Mean Company FOB Price: 85.61 USD/m3; Range: 80.00 - 89.90 USD/m3</b>
--

Rimbunan Hijau (PNG) Ltd	89.90	2,260.573
Oro Wood Industry Ltd	85.00	105.607
Aset Meriah (PNG) Ltd	85.00	95.857
Bismark Industries Ltd	85.00	249.021
Brilliant Investment Ltd	85.00	165.435
Continental Alliance Ltd	85.00	26.951
Global Elite Ltd	85.00	47.527
Millionplus Corporation Ltd	85.00	126.965
Pacific Green Forest Ltd	85.00	34.251
Vanimo Jaya Ltd	85.00	640.812
Viva Success Ltd	85.00	177.752
Yama (PNG) Limited	85.00	8.719
Cakara Alam (PNG) Ltd	85.00	265.676
Summit Agriculture Ltd	85.00	416.206
WTK Realty Ltd	84.34	905.894
Amanab Forest Products Ltd	83.00	253.568
Agri Bisnis Ltd	80.00	2.808
Samas Ltd	80.00	145.439
Super Green Limited	80.00	84.992
KK Connections Ltd	80.00	913.989

<b>Grade / Species Group / Species</b>	<b>Company/Group</b>	<b>Ave FOB USD/m3</b>	<b>Volume, m3</b>
--	----------------------	-----------------------	-------------------

<b>Saw/Veneer Group 1 Red Canarium</b>
--

<b>Mean Company FOB Price: 85.45 USD/m3; Range: 80.00 - 92.00 USD/m3</b>
--

CS Boss International Ltd	92.00	11.720
Rimbunan Hijau (PNG) Ltd	89.83	3,366.745
Vanimo Jaya Ltd	85.00	1,604.952
Viva Success Ltd	85.00	283.265
Aset Meriah (PNG) Ltd	85.00	939.029
Bismark Industries Ltd	85.00	264.022
Brilliant Investment Ltd	85.00	148.431
Cakara Alam (PNG) Ltd	85.00	977.695
Continental Alliance Ltd	85.00	42.028
Global Elite Ltd	85.00	79.869
Millionplus Corporation Ltd	85.00	109.363
Oro Wood Industry Ltd	85.00	55.340
Pacific Green Forest Ltd	85.00	111.794
Summit Agriculture Ltd	85.00	62.891
Uni Rise Ltd	85.00	1,093.338
Yama (PNG) Limited	85.00	101.580
Amanab Forest Products Ltd	84.00	92.987
WTK Realty Ltd	84.00	1,902.285
Agri Bisnis Ltd	80.00	603.100
KK Connections Ltd	80.00	1,035.285
Samas Ltd	80.00	1.811
Super Green Limited	80.00	76.835

<b>Saw/Veneer Group 1 Red Planchonella</b>
--

<b>Mean Company FOB Price: 84.07 USD/m3; Range: 80.00 - 89.62 USD/m3</b>
--

Rimbunan Hijau (PNG) Ltd	89.62	145.297
Vanimo Jaya Ltd	85.00	125.374
WTK Realty Ltd	85.00	127.331
Amanab Forest Products Ltd	85.00	32.283
Brilliant Investment Ltd	85.00	85.892
Oro Wood Industry Ltd	85.00	58.759
Pacific Green Forest Ltd	85.00	66.788
Uni Rise Ltd	85.00	15.161
Viva Success Ltd	85.00	39.918
Yama (PNG) Limited	85.00	27.660
Agri Bisnis Ltd	80.00	50.080
KK Connections Ltd	80.00	21.181
Super Green Limited	80.00	7.731
Samas Ltd	80.00	250.574

<b>Grade / Species Group / Species</b>	<b>Company/Group</b>	<b>Ave FOB USD/m3</b>	<b>Volume, m3</b>
--	----------------------	-----------------------	-------------------

<b>Saw/Veneer Group 1 Taun</b>
--------------------------------

<b>Mean Company FOB Price: 110.20 USD/m3; Range: 100.00 - 120.00 USD/m3</b>
---

Bismark Industries Ltd	120.00	1,128.319
Millionplus Corporation Ltd	120.00	6,467.444
Viva Success Ltd	120.00	7,057.885
Low Impact Logging Ltd	110.00	1,858.453
Cakara Alam (PNG) Ltd	110.00	2,911.131
CS Boss International Ltd	110.00	109.190
Pacific Green Forest Ltd	110.00	319.675
Yama (PNG) Limited	110.00	3,371.112
Brilliant Investment Ltd	110.00	1,395.198
Oro Wood Industry Ltd	110.00	1,196.775
Uni Rise Ltd	110.00	2,474.893
Rimbunan Hijau (PNG) Ltd	109.75	19,466.293
WTK Realty Ltd	105.31	3,343.559
Agri Bisnis Ltd	105.00	1,162.793
Allied Success International Limited	105.00	3.120
Amanab Forest Products Ltd	105.00	1,413.631
Aset Meriah (PNG) Ltd	105.00	309.715
Continental Alliance Ltd	105.00	417.329
Everwin Enterprises Limited	105.00	1,691.656
Global Elite Ltd	105.00	356.609
KK Connections Ltd	105.00	7,372.017
Summit Agriculture Ltd	105.00	2,161.386
Super Green Limited	105.00	777.334
Vanimo Jaya Ltd	105.00	6,032.627
Bewani Forest Product Ltd	100.00	293.995

<b>Grade / Species Group / Species</b>	<b>Company/Group</b>	<b>Ave FOB USD/m3</b>	<b>Volume, m3</b>
--	----------------------	-----------------------	-------------------

<b>Saw/Veneer Group 1 Terminalia</b>
--------------------------------------

<b>Mean Company FOB Price: 84.49 USD/m3; Range: 80.00 - 89.93 USD/m3</b>
--

Rimbunan Hijau (PNG) Ltd	89.93	3,844.373
Everwin Enterprises Limited	85.00	155.511
Amanab Forest Products Ltd	85.00	202.737
Aset Meriah (PNG) Ltd	85.00	728.240
Bismark Industries Ltd	85.00	3.374
Brilliant Investment Ltd	85.00	349.593
Continental Alliance Ltd	85.00	378.358
Global Elite Ltd	85.00	633.385
Millionplus Corporation Ltd	85.00	25.514
Pacific Green Forest Ltd	85.00	202.622
Summit Agriculture Ltd	85.00	1,076.248
Uni Rise Ltd	85.00	1,533.773
Vanimo Jaya Ltd	85.00	1,279.857
Viva Success Ltd	85.00	1,353.078
Yama (PNG) Limited	85.00	200.359
Cakara Alam (PNG) Ltd	85.00	1,311.651
Oro Wood Industry Ltd	85.00	323.672
WTK Realty Ltd	84.44	3,343.385
Agri Bisnis Ltd	80.00	746.261
Allied Success International Limited	80.00	1,201.783
Samas Ltd	80.00	671.635
Super Green Limited	80.00	150.964
KK Connections Ltd	80.00	2,949.483

<b>Saw/Veneer Group 1 White Planchonella</b>
--

<b>Mean Company FOB Price: 87.96 USD/m3; Range: 80.00 - 89.96 USD/m3</b>
--

Rimbunan Hijau (PNG) Ltd	89.96	2,088.600
Aset Meriah (PNG) Ltd	85.00	259.290
Cakara Alam (PNG) Ltd	85.00	165.928
Amanab Forest Products Ltd	85.00	2.121
Bismark Industries Ltd	85.00	66.059
Oro Wood Industry Ltd	85.00	32.027
Pacific Green Forest Ltd	85.00	1.614
Vanimo Jaya Ltd	85.00	28.777
Viva Success Ltd	85.00	18.758
WTK Realty Ltd	85.00	4.570
Yama (PNG) Limited	85.00	3.297
Uni Rise Ltd	85.00	79.976
Allied Success International Limited	80.00	2.367
Samas Ltd	80.00	96.184
Super Green Limited	80.00	75.720
KK Connections Ltd	80.00	104.106



<b>Grade / Species Group / Species</b>	<b>Company/Group</b>	<b>Ave FOB USD/m3</b>	<b>Volume, m3</b>
--	----------------------	-----------------------	-------------------

**Saw/Veneer Group 2**

**Mean Company FOB Price: 76.04 USD/m3; Range: 70.00 - 80.09 USD/m3**

Rimbunan Hijau (PNG) Ltd	80.09	8,657.442
Aset Meriah (PNG) Ltd	80.00	427.666
Bismark Industries Ltd	80.00	24.066
Brilliant Investment Ltd	80.00	769.959
CS Boss International Ltd	80.00	14.096
Global Elite Ltd	80.00	189.119
Vanimo Jaya Ltd	80.00	2,503.659
Viva Success Ltd	80.00	96.059
Continental Alliance Ltd	80.00	298.011
Summit Agriculture Ltd	80.00	305.655
Cakara Alam (PNG) Ltd	75.00	474.586
Samas Ltd	75.00	516.466
Agri Bisnis Ltd	75.00	471.847
Everwin Enterprises Limited	75.00	299.612
Oro Wood Industry Ltd	75.00	1,208.329
Pacific Green Forest Ltd	75.00	341.026
Uni Rise Ltd	75.00	367.932
Yama (PNG) Limited	75.00	153.660
WTK Realty Ltd	71.45	1,061.574
Super Green Limited	70.00	4,844.520
Amanab Forest Products Ltd	70.00	264.689
Bewani Forest Product Ltd	70.00	60.469
KK Connections Ltd	70.00	2,217.741

<b>Grade / Species Group / Species</b>	<b>Company/Group</b>	<b>Ave FOB USD/m3</b>	<b>Volume, m3</b>
--	----------------------	-----------------------	-------------------

**Saw/Veneer Group 3**

**Mean Company FOB Price: 71.23 USD/m3; Range: 65.00 - 75.00 USD/m3**

Viva Success Ltd	75.00	135.993
Aset Meriah (PNG) Ltd	75.00	1,530.836
Bismark Industries Ltd	75.00	236.821
Brilliant Investment Ltd	75.00	623.127
Continental Alliance Ltd	75.00	1,090.706
Global Elite Ltd	75.00	805.930
CS Boss International Ltd	75.00	43.072
Summit Agriculture Ltd	75.00	1,283.563
Rimbunan Hijau (PNG) Ltd	74.79	14,432.789
Agri Bisnis Ltd	70.00	723.090
Pacific Green Forest Ltd	70.00	1,070.115
Uni Rise Ltd	70.00	1,669.839
Millionplus Corporation Ltd	70.00	26.621
Vanimo Jaya Ltd	70.00	4,404.688
Yama (PNG) Limited	70.00	488.601
Cakara Alam (PNG) Ltd	70.00	969.712
Everwin Enterprises Limited	70.00	1,827.048
Oro Wood Industry Ltd	70.00	1,036.895
Samas Ltd	70.00	2,066.940
WTK Realty Ltd	68.12	7,613.982
Allied Success International Limited	65.00	209.238
Amanab Forest Products Ltd	65.00	395.104
Bewani Forest Product Ltd	65.00	400.510
KK Connections Ltd	65.00	3,930.752
Super Green Limited	65.00	136.395

<b>Grade / Species Group / Species</b>	<b>Company/Group</b>	<b>Ave FOB USD/m3</b>	<b>Volume, m3</b>
--	----------------------	-----------------------	-------------------

**Saw/Veneer Group 4**

**Mean Company FOB Price: 66.36 USD/m3; Range: 60.00 - 70.00 USD/m3**

Summit Agriculture Ltd	70.00	2,995.549
Brilliant Investment Ltd	70.00	1,032.161
Aset Meriah (PNG) Ltd	70.00	2,478.155
Global Elite Ltd	70.00	1,663.123
Viva Success Ltd	70.00	887.434
CS Boss International Ltd	70.00	61.417
Bismark Industries Ltd	70.00	177.073
Continental Alliance Ltd	70.00	963.184
Rimbunan Hijau (PNG) Ltd	69.84	18,364.391
Vanimo Jaya Ltd	65.00	7,255.061
Cakara Alam (PNG) Ltd	65.00	1,802.289
Agri Bisnis Ltd	65.00	1,691.765
Everwin Enterprises Limited	65.00	362.423
Millionplus Corporation Ltd	65.00	10.076
Oro Wood Industry Ltd	65.00	1,685.029
Samas Ltd	65.00	3,305.191
Uni Rise Ltd	65.00	2,946.801
Yama (PNG) Limited	65.00	687.458
Pacific Green Forest Ltd	65.00	1,408.006
WTK Realty Ltd	61.42	8,200.700
KK Connections Ltd	60.00	3,003.563
Amanab Forest Products Ltd	60.00	1,020.123
Bewani Forest Product Ltd	60.00	228.153
Super Green Limited	60.00	680.474
Allied Success International Limited	60.00	58.761

**Plantation diam 60+ cm: regular Kamarere (e) regular (plntn)**

**Mean Company FOB Price: 107.00 USD/m3; Range: 107.00 - 107.00 USD/m3**

Rimbunan Hijau (PNG) Ltd	107.00	352.547
--------------------------	--------	---------

**Plantation diam 50 - 59 cm: small Kamarere (d) small (plntn)**

**Mean Company FOB Price: 102.00 USD/m3; Range: 102.00 - 102.00 USD/m3**

Rimbunan Hijau (PNG) Ltd	102.00	735.334
--------------------------	--------	---------

**Plantation diam 40 - 49 cm: super small Kamarere (c) super small (plntn)**

**Mean Company FOB Price: 100.00 USD/m3; Range: 100.00 - 100.00 USD/m3**

Rimbunan Hijau (PNG) Ltd	100.00	1,354.871
--------------------------	--------	-----------

<b>Grade / Species Group / Species</b>	<b>Company/Group</b>	<b>Ave FOB USD/m3</b>	<b>Volume, m3</b>
<b>Plantation diam 30 - 39 cm: baby small Kamarere (b) baby small (plntn)</b>			
<b>Mean Company FOB Price: 92.00 USD/m3; Range: 92.00 - 92.00 USD/m3</b>			
	Rimbunan Hijau (PNG) Ltd	92.00	1,370.903
<b>Plantation diam 20 - 29 cm: tiny small Teak (b) tiny small (plntn)</b>			
<b>Mean Company FOB Price: 250.00 USD/m3; Range: 250.00 - 250.00 USD/m3</b>			
	East Papua Timber Resources Ltd	250.00	424.304
<b>Plantation diam 20 - 29 cm: tiny small Kamarere (a) tiny small (plntn)</b>			
<b>Mean Company FOB Price: 82.00 USD/m3; Range: 82.00 - 82.00 USD/m3</b>			
	Rimbunan Hijau (PNG) Ltd	82.00	249.785
<b>Plantation diam 00 - 19 cm: little small Teak (a) little small (plntn)</b>			
<b>Mean Company FOB Price: 250.00 USD/m3; Range: 250.00 - 250.00 USD/m3</b>			
	East Papua Timber Resources Ltd	250.00	124.449
<b>Low Grade</b>			
<b>Mean Company FOB Price: 45.19 USD/m3; Range: 35.10 - 55.00 USD/m3</b>			
	Aset Meriah (PNG) Ltd	55.00	4,526.298
	Vanimo Jaya Ltd	55.00	3,295.638
	Continental Alliance Ltd	50.00	1,187.774
	Everwin Enterprises Limited	50.00	1,940.751
	Global Elite Ltd	50.00	1,935.535
	Summit Agriculture Ltd	50.00	3,895.773
	Allied Success International Limited	45.00	213.666
	Samas Ltd	40.00	280.175
	KK Connections Ltd	35.10	11,732.202
<b>Saw/Veneer Group 1 Kwila</b>			
<b>Mean Company FOB Price: 256.16 USD/m3; Range: 185.00 - 260.00 USD/m3</b>			
	Allied Success International Limited	185.00	53.199



## Annual Export Quotas and Log Export Volumes during the Current Quota Period

<b>Site</b>	<b>Quota Start Date</b>	<b>Quota End Date</b>	<b>Quota (m3)</b>	<b>Exported (m3)*</b>	<b>% of Quota Exported</b>
Inland Lassul Baining (FCA 15-11)				60,199	Quota Data Unavailable
Agramei Wasuai R/A (TA11-50)				4,287	Quota Data Unavailable
East Arawe (11455)				6,249	Quota Data Unavailable
East West Patpatar Int. Agri.-(FCA16-04)				20,226	Quota Data Unavailable
Elis Integrated. Agri. Proj - (TA10-88)				150	Quota Data Unavailable
Feu Agiculture Block (TA 10-94)				12,147	Quota Data Unavailable
Hawain LFA (TP 11-02)				3,111	Quota Data Unavailable
Hinuke Agriculture Block (TA10-93)				13,460	Quota Data Unavailable
Huhu (Ulabo) Forest Plantation (TA4-88)				35,910	Quota Data Unavailable
Ifane Agro-Forest Project - (FCA 05-03)				12,732	Quota Data Unavailable
Ifane FCA 05-06				1,224	Quota Data Unavailable
Dengnagi & Simbali TRP (TP15.50)				2,550	Quota Data Unavailable
Illi Wawas/Masarau (FCA 15-02)				50,423	Quota Data Unavailable
DANFU Block 12,13,14,15&18 (11640)				122,275	Quota Data Unavailable
Inland Pomio - (TP 115-49)				4,714	Quota Data Unavailable
Integrated Agriculture Proj. (FCA 16-02)				19,738	Quota Data Unavailable

\*during quota period

<b>Site</b>	<b>Quota Start Date</b>	<b>Quota End Date</b>	<b>Quota (m3)</b>	<b>Exported (m3)*</b>	<b>% of Quota Exported</b>
Kamusi Saiho (TP 5-11)				30,253	Quota Data Unavailable
Kapuluk Timber Project (11450)				122,238	Quota Data Unavailable
Konoagil Inter.Agri.Proj. (FCA 16-03)				57,047	Quota Data Unavailable
Kui - Buso Consolidated TRP (TP-13-32)				31,227	Quota Data Unavailable
Kumil 11222				11,473	Quota Data Unavailable
Lako Imila (PNGFAL - 682/10)-20302				135,117	Quota Data Unavailable
Lolo Blk 1 Silimate Camp (21402)				56,148	Quota Data Unavailable
Lolo Blk 2 - Geren Camp (21403)				22,121	Quota Data Unavailable
Illi Wawas Awatka Masarau TA (315-77)				4,820	Quota Data Unavailable
Autuvo Extension (21407)				45,049	Quota Data Unavailable
Aitape Lumi Consolidated FMA (61003)				120,451	Quota Data Unavailable
Alimbit Andru (21408)				2,749	Quota Data Unavailable
Amanab Blocks 1-4 FMA (61001)				195,203	Quota Data Unavailable
Amanab Blocks 5 & 6 FMA 110-4 (6100)				98,279	Quota Data Unavailable
Amroulami Clan CustomaryLd Blk1(TA1				6,782	Quota Data Unavailable
Amutan-Apelami Clan Custmry (TA 11-4				7,744	Quota Data Unavailable
Andru Johanna (LFA 14-10)				39,036	Quota Data Unavailable
Ania Kapiura Consolidated (11452)				66,304	Quota Data Unavailable
Anu Alimbit (21405)				75,354	Quota Data Unavailable
Apong Agric - (FCA - 71301)				18,223	Quota Data Unavailable
Dengnenge "A"Int, Agri Proj (FCA 15-10				58,116	Quota Data Unavailable
Asengseng Consolidated FMA (61401)				30,350	Quota Data Unavailable

\*during quota period

<b>Site</b>	<b>Quota Start Date</b>	<b>Quota End Date</b>	<b>Quota (m3)</b>	<b>Exported (m3)*</b>	<b>% of Quota Exported</b>
Madedua,Bakada & Ext Mengen (TP114				90,910	Quota Data Unavailable
Awio Amgen (21409)				23,763	Quota Data Unavailable
Begere Rice & Integrated (FCA 01-02)				5,897	Quota Data Unavailable
Bewani, Finchin (21001)				15,160	Quota Data Unavailable
Bewani, Mushu (21001)				14,416	Quota Data Unavailable
Bewani, West Sepik LFA 10-1				14,105	Quota Data Unavailable
Bonua Magarida (10328)				36,388	Quota Data Unavailable
Brown River/Kuriva (10337)				4,540	Quota Data Unavailable
Buhem Mongi Busiga (11338)				80,979	Quota Data Unavailable
Central Arawe (11454)				3,225	Quota Data Unavailable
Central New Ireland (11642)				100,249	Quota Data Unavailable
Aria Vanu Block 3 (21413)				46,442	Quota Data Unavailable
Vanimo TRP TP 10-8				10,827	Quota Data Unavailable
Sigite Mukus (FCA 15-07)				4,717	Quota Data Unavailable
Sobu Intergrated Agri. Project (TA10-84)				1,548	Quota Data Unavailable
Sogeram (11220)				15,931	Quota Data Unavailable
Tewelas: Konos-Pue TRP (TP16-32)				19,798	Quota Data Unavailable
Turama (10212)				60,040	Quota Data Unavailable
Turama Extension - Faia (10212a)				46,030	Quota Data Unavailable
Turama Extension - Purari West(TP02-1				27,629	Quota Data Unavailable
Turama Extension - Sirebi West (10212				16,481	Quota Data Unavailable
Umboi Island (11327)				96,437	Quota Data Unavailable

\*during quota period

<b>Site</b>	<b>Quota Start Date</b>	<b>Quota End Date</b>	<b>Quota (m3)</b>	<b>Exported (m3)*</b>	<b>% of Quota Exported</b>
Vailala Blk 2 & 3 (10216)				9,131	Quota Data Unavailable
Lolo Blk 2 Ext Aumo Camp (21412)				9,537	Quota Data Unavailable
Vanimo (11008)				11,093	Quota Data Unavailable
Semon (FCA 13-02)				33,613	Quota Data Unavailable
W/Sepik Prov. (Portion 160C, FCA 10-0				79,630	Quota Data Unavailable
Walsa Inter. Agriculture Pro. (FCA10-05				46,601	Quota Data Unavailable
Wammy Rural Development Pro. (FCA				51,592	Quota Data Unavailable
Wanigela Tree Plantation (FCA 05-04)				8,741	Quota Data Unavailable
Wawoi Guavi (10107)				101,488	Quota Data Unavailable
West Arawe (11453)				23,013	Quota Data Unavailable
West Gadaisu TRP(TP03-29)				18,065	Quota Data Unavailable
Wewak/Turubu (FCA11-03)				131,474	Quota Data Unavailable
Wilami Clan Custmry Land. Blk1(TA 11-				6,947	Quota Data Unavailable
Wipim Tapila FMA (10110)				39,415	Quota Data Unavailable
Vailala Block 1 (10214)				37,121	Quota Data Unavailable
Ormand Lako TRP Project (TP3-30)				21,657	Quota Data Unavailable
Yema Gaiapa (10501)				25,416	Quota Data Unavailable
Makapa Timber Area (10109)				112,521	Quota Data Unavailable
Makolkol Intergrated Agri. (FCA 15-09)				117,694	Quota Data Unavailable
Makolkol Kamarere Woodlot (TA 15-90)				9,224	Quota Data Unavailable
Malum Kulu-Dagi Agric Blk 2 (TP:14-74)				831	Quota Data Unavailable
Meander May Valley int.Agri. (FCA 11-0				13,923	Quota Data Unavailable

\*during quota period



<b>Site</b>	<b>Quota Start Date</b>	<b>Quota End Date</b>	<b>Quota (m3)</b>	<b>Exported (m3)*</b>	<b>% of Quota Exported</b>
Middle Ramu Block 1 (FMA 12-23)			75,334		Quota Data Unavailable
Morobe Coast TRP (TP 13-35) Mopi Ca			23,443		Quota Data Unavailable
Nakmai LFA (TP 16-1)			7,079		Quota Data Unavailable
N'drahong West Coast Manus (11802)			19,211		Quota Data Unavailable
Seraji EXN TRP PROJ. (TP15-58)			58,871		Quota Data Unavailable
Open Bay Consolidated [Pltn] (11501)			25,787		Quota Data Unavailable
Senbam Cons. TRP (TP15-52)			27,373		Quota Data Unavailable
Pasismanua Ext (TP 14-14)			22,095		Quota Data Unavailable
Passismanua Block 1 Alimbit Camp (21			32,507		Quota Data Unavailable
Pegi Pulan West Sepik (LFA (2) - 10-02			6,777		Quota Data Unavailable
Polami Clan Customary Land Blk1(TA1			1,359		Quota Data Unavailable
Poronga Onga ( TP14-52)			11,500		Quota Data Unavailable
Pota Gali Portion - (TA 14-52)			11,133		Quota Data Unavailable
Pulie-Anu LFA TP 14-04			11,871		Quota Data Unavailable
Raicoast (11218)			38,876		Quota Data Unavailable
Rottock Bay Consolidated (61402)			81,410		Quota Data Unavailable
Sagarai Gadaisu (10403)			31,212		Quota Data Unavailable
Lower Sepik (LFA 11-01)			17,239		Quota Data Unavailable
Nutuve (11559)			19,221		Quota Data Unavailable

\*during quota period

## GENERAL CONDITIONS OF SERVICE

### 1. General

(a) Unless otherwise agreed in writing or except where they are at variance with (i) the regulations governing services performed on behalf of governments, government bodies or any other public entity or (ii) the mandatory provisions of local law, all offers or services and all resulting contractual relationship(s) between any of the affiliated companies of SGS SA or any of their agents (each a "Company") and Client (the "Contractual relationship(s)") shall be governed by these general conditions of service (hereinafter the "General Conditions").

(b) The Company may perform services for persons or entities (private, public or governmental) issuing instructions (hereinafter, the "Client").

(c) Unless the Company receives prior written instructions to the contrary from Client, no other party is entitled to give instructions, particularly on the scope of the services or the delivery of reports or certificates resulting therefrom (the "Reports of Findings"). Client hereby irrevocably authorises the Company to deliver Reports of Findings to a third party where so instructed by Client or, at its discretion, where it implicitly follows from circumstances, trade custom, usage or practice.

### 2. Provision of Services

(a) The Company will provide services using reasonable care and skill and in accordance with Client's specific instructions as confirmed by the Company or, in the absence of such instructions:

(1) the terms of any standard order form or standard specification sheet of the Company; and/or

(2) any relevant trade custom, usage or practice; and/or

(3) such methods as the Company shall consider appropriate on technical, operational and/or financial grounds.

(b) Information stated in Reports of Findings is derived from the results of inspection or testing procedures carried out in accordance with the instructions of Client, and/or our assessment of such results on the basis of any technical standards, trade custom or practice, or other circumstances which should in our professional opinion be taken into account.

(c) Reports of Findings issued further to the testing of samples contain the Company's opinion on those samples only and do not express any opinion upon the lot from which the samples were drawn.

(d) Should Client request that the Company witness any third party intervention, Client agrees that the Company's sole responsibility is to be present at the time of the third party's intervention and to forward the results, or confirm the occurrence, of the intervention. Client agrees that the Company is not responsible for the condition or calibration of apparatus, instruments and measuring devices used, the analysis methods applied, the qualifications, actions or omissions of third party personnel or the analysis results.

(e) Reports of Findings issued by the Company will reflect the facts as recorded by it at the time of its intervention only and within the limits of the instructions received or, in the absence of such instructions, within the limits of the alternative parameters applied as provided for in clause 2(a). The Company is under no obligation to refer to, or report upon, any facts or circumstances which are outside the specific instructions received or alternative parameters applied.

(f) The Company may delegate the performance of all or part of the services to an agent or subcontractor and Client authorises Company to disclose all information necessary for such performance to the agent or subcontractor.

(g) Should Company receive documents reflecting engagements contracted between Client and third parties or third party documents, such as copies of sale contracts, letters of credit, bills of lading, etc., they are considered to be for information only, and do not extend or restrict the scope of the services or the obligations accepted by the Company.

(h) Client acknowledges that the Company, by providing the services, neither takes the place of Client or any third party, nor releases them from any of their obligations, nor otherwise assumes, ridges, abrogates or undertakes to discharge any duty of Client to any third party or that of any third party to Client.

(i) All samples shall be retained for a maximum of 3 months or such other shorter time period as the nature of the sample permits and then returned to Client or otherwise disposed of at the Company's discretion after which time Company shall cease to have any responsibility for such samples. Storage of samples for more than 3 months shall incur a storage charge payable by Client. Client will be billed a handling and freight fee if samples are returned. Special disposal charges will be billed to Client if incurred.

### 3. Obligations of Client

The Client will:

(a) ensure that sufficient information, instructions and documents are given in due time (and, in any event not later than 48 hours prior to the desired intervention) to enable the required services to be performed;

(b) procure all necessary access for the Company's representatives to the premises where the services are to be performed and take all necessary steps to eliminate or remedy any obstacles to, or interruptions in, the performance of the services;

(c) Supply, if required, any special equipment and personnel necessary for the performance of the services;

(d) ensure that all necessary measures are taken for safety and security of working conditions, sites and installations during the performance of services and will not rely, in this respect, on the Company's advice whether required or not;

(e) inform Company in advance of any known hazards or dangers, actual or potential, associated with any order or samples or testing including, for example, presence or risk of radiation, toxic or noxious or explosive elements or materials, environmental pollution or poisons;

(f) Fully exercise all its rights and discharge all its liabilities under any relevant sales or other contract with a third party and at law.

### 4. Fees and Payment

(a) Fees not established between the Company and Client at the time the order is placed or a contract is negotiated shall Last version modified on August 2007-

Published on line on October 9th 2007 be at the Company's standard rates (which are subject to change) and all applicable taxes shall be payable by Client.

(b) Unless a shorter period is established in the invoice, Client will promptly pay not later than 30 days from the relevant invoice date or within such other period as may be established by the Company in the invoice (the "Due Date") all fees due to the Company failing which interest will become due at a rate of 1.5% per month (or such other rate as may be established in the invoice) from the Due Date up to and including the date payment is actually received.

(c) Client shall not be entitled to retain or defer payment of any sums due to the Company on account of any dispute, counter claim or set off which it may allege against the Company.

(d) Company may elect to bring action for the collection of unpaid fees in any court having competent jurisdiction.

(e) Client shall pay all of the Company's collection costs, including attorney's fees and related costs.

(f) In the event any unforeseen problems or expenses arise in the course of carrying out the services the Company shall endeavour to inform Client and shall be entitled to charge additional fees to cover extra time and cost necessarily incurred to complete the services.

(g) If the Company is unable to perform all or part of the services for any cause whatsoever outside the Company's control including failure by Client to comply with any of its obligations provided for in clause 3 above the Company shall nevertheless be entitled to payment of:

(1) the amount of all non-refundable expenses incurred by the Company; and

(2) a proportion of the agreed fee equal to the proportion of the services actually carried out.

### 5. Suspension or Termination of Services

The Company shall be entitled to immediately and without liability either suspend or terminate provision of the services in the event of:

(a) failure by the Client to comply with any of its obligations hereunder and such failure is not remedied within 10 days that notice of such failure has been notified to Client; or

(b) any suspension of payment, arrangement with creditors, bankruptcy, insolvency, receivership or cessation of business by Client.

### 6. Liability and Indemnification

(a) Limitation of Liability:

(1) The Company is neither an insurer nor a guarantor and disclaims all liability in such capacity. Clients seeking a guarantee against loss or damage should obtain appropriate insurance.

(2) Reports of Findings are issued on the basis of information, documents and/or samples provided by, or on behalf of, Client and solely for the benefit of Client who is responsible for acting as it sees fit on the basis of such Reports of Findings. Neither the Company nor any of its officers, employees, agents or subcontractors shall be liable to Client nor any third party for any actions taken or not taken on the basis of such Reports of Findings nor for any incorrect results arising from unclear, erroneous, incomplete, misleading or false information provided to the Company.

(3) The Company shall not be liable for any delayed, partial or total non-performance of the services arising directly or indirectly from any event outside the Company's control including failure by Client to comply with any of its obligations hereunder.

(4) The liability of the Company in respect of any claim for loss, damage or expense of any nature and howsoever arising shall in no circumstances exceed a total aggregate sum equal to 10 times the amount of the fee paid in respect of the specific service which gives rise to such claim or US\$20,000 (or its equivalent in local currency), whichever is the lesser.

(5) The Company shall have no liability for any indirect or consequential loss including without limitation loss of profits, loss of business, loss of opportunity, loss of goodwill and cost of product recall. It shall further have no liability for any loss, damage or expenses arising from the claims of any third party (including, without limitation, product liability claims) that may be incurred by the Client.

(6) In the event of any claim, Client must give written notice to the Company within 30 days of discovery of the facts alleged to justify such claim and, in any case, the Company shall be discharged from all liability for all claims for loss, damage or expense unless suit is brought within one year from:

(i) the date of performance by the Company of the service which gives rise to the claim; or

(ii) the date when the service should have been completed in the event of any alleged nonperformance.

(b) Indemnification: Client shall guarantee, hold harmless and indemnify the Company and its officers, employees, agents or subcontractors against all claims (actual or threatened) by any third party for loss, damage or expense of whatsoever nature including all legal expenses and related costs and howsoever arising relating to the performance, purported performance or non-performance, of any services.

### 7. Miscellaneous

(a) If any one or more provisions of these General Conditions are found to be illegal or unenforceable in any respect, the validity, legality and enforceability of the remaining provisions shall not in any way be affected or impaired thereby.

(b) During the course of providing the services and for a period of one year thereafter Client shall not directly or indirectly entice, encourage or make any offer to Company's employees to leave their employment with the Company.

(c) Use of the Company's corporate name or registered marks for advertising purposes is not permitted without the Company's prior written authorisation.

### 8. Governing Law, Jurisdiction and Dispute Resolution

Unless specifically agreed otherwise, all disputes arising out or in connection with Contractual Relationship(s) hereunder shall be governed by the substantive laws of Switzerland exclusive of any rules with respect to conflicts of laws and be finally settled under the Rules of Arbitration of the International Chamber of Commerce by one or more arbitrators appointed in accordance with the said rules. The arbitration shall take place in Paris (France) and be conducted in the English language.