



LOS ANGELES UNIFIED SCHOOL DISTRICT
MEMORANDUM

TITLE: 2018 California Assessment of Student Performance and Progress Results

NUMBER: MEM-053497

ISSUER: Oscar Lafarga, Executive Director
Office of Data and Accountability

DATE: August 3, 2018

ROUTING
Local District Administration
Principals
Testing Coordinators
APSCS

PURPOSE: The purpose of this Memorandum is to provide an overview of the spring 2018 *California Assessment of Student Performance and Progress (CAASPP)* reports, reporting timelines, and resources available to schools.

- MAJOR CHANGES:**
- For students in grades 4-8 who took the CAASPP Summative Assessments in English-language arts (ELA) or mathematics test(s) in 2016 and 2017, the report shows how the student’s score and achievement level for 2018 compares to the scores and achievement levels for 2016 and 2017.
 - The Standards-based Test in Spanish (STS) for Reading-Language Arts (RLA) was administered in an online format in 2018.
 - Schools administered the computer-based California Science Test (CAST) field test and/or the CAA for Science pilot test to students in grades 5, 8, and 11. The CAASPP Student Score report contains information about the CAST.
 - Preliminary indicators consisting of a percent earned score and a category description will be available to parents in PASSport (Parent Portal) in fall 2018 for students who took a science assessment. More information will be provided in the fall.

INSTRUCTIONS: BACKGROUND

In spring 2018, the *California Assessment of Student Performance and Progress (CAASPP)* system continued the transition to computer-based assessments. Computer-based assessments included the Smarter Balanced (SB) Summative Assessment and the California Alternate Assessment (CAA) for English-language arts (ELA) and mathematics in grades 3-8 and 11. Also, students in grades 5, 8, 11, and 12 were administered the computer-based California Science Test (CAST) field test or the CAA for Science pilot.

An online assessment for the Standards-based Test in Spanish (STS) for Reading-Language Arts (RLA) was administered to eligible Spanish-speaking students in grades 2-11.



LOS ANGELES UNIFIED SCHOOL DISTRICT

MEMORANDUM

This Memorandum describes the reports schools are receiving and the resources available to school administrators as they prepare to share test results with students, teachers, parents, and the community.

The Memorandum is divided into three major sections: CAASPP Student Score Reports being delivered to schools, CAASPP Online Reports available in District and State Websites, and CAASPP communication resources are available to schools.

I. CAASPP STUDENT SCORE REPORTS (SSR)

CAASPP SSRs are packed by grade and are in alphabetical order for students in grades two through eleven. Depending on your school's grade span and the test(s) your students took in spring 2018, students may receive one or two of the following reports:

- CAASPP Smarter Balanced Summative Assessments SSRs (Grades 3-8 & 11). In grades 5, 8, and 11, these reports include information on the CAST field test.
- CAASPP CAA SSRs (Grades 3-8 & 11). In grades 5, 8, and 11, these reports include information on CAA for Science pilot.
- CAASPP STS for RLA SSRs (Grades 2-11)

The state generates two sets of reports—a District set and a school set. The District set is used by the Student Testing Branch (STB) to mail to parents. The school set is sent to the school where the student tested.

Reports Mailed to Parents/Guardians:

State regulations require that a copy of the CAASPP SSR be forwarded to each student's parents/guardians. The Student Testing Branch will send to parents/guardians a copy of the 2018 CAASPP SSR by U.S. Mail within twenty calendar days after the first day of school in the 2018-19 school year. Reports are sent to the student's mailing address identified in the California Longitudinal Pupil Achievement Data System (CALPADS) at the time the reports were printed. Students taking either the SB Summative Assessment or CAA whose home correspondence language is Spanish, as documented in MiSiS, will be receiving a Spanish translation of the CAASPP SSR mailed home.

Undeliverable Mail: Reports returned to STB as undeliverable will be sent by school mail back to the school where the student tested. The school is responsible for verifying the parents'/guardians' current addresses and mailing



LOS ANGELES UNIFIED SCHOOL DISTRICT MEMORANDUM

the reports within two weeks of receipt from STB. For mailing, use a #10 left-hand window envelope. Fold the report in thirds so the address, if printed, will appear in the window.

Reports Sent to Schools:

The second set of the reports is sent to the school where the students tested. These reports are secure and they must be filed in each student's Cumulative Folder or be kept in a secure location for at least five years. For students in grades 5 and 8, the schools should place the reports in the Cumulative Folders before they are sent to the middle or high school. If the cumulative folders have already been sent, the school should forward the set of reports to the new school. Schools should also make copies of the reports for parents/guardians who do not receive their student's report(s) by U.S. Mail.

Copies of the reports received by the school may be shared with teachers, counselors, and other school staff as determined by the principal. Schools can use the results to identify specific areas in which to focus more attention in the next school year, while teachers can use the results to identify and address individual student needs. Teachers may also use the reports during parent/teacher conferences to discuss the test results with parents/guardians.

Reports Without a Mailing Address: Reports in the District set of reports without mailing addresses are also included in the school reports shipment in a separate white folder. The school is responsible for obtaining the parent's/guardian's current address and mailing these reports within two weeks after receipt from STB. Schools must verify that the student's current mailing address is correctly entered in MiSiS.

CAASPP SSR show each child's achievement for ELA, mathematics, science, and RLA as described below:

A. CAASPP Smarter Balanced (SB) Summative Assessment SSR

Students in grades 3-8 and 11 who took SB Summative Assessments will receive a CAASPP Summative Assessment SSR that includes results for ELA and mathematics. (See sample report in Attachments A1-2.) In grades 5, 8, and 11, the report includes information on the student's participation in the CAST field test. In grade 11, the report also includes information regarding Early Assessment Program (EAP) designation.



LOS ANGELES UNIFIED SCHOOL DISTRICT
MEMORANDUM

Front of the CAASPP SB Summative Assessment SSR:

The student’s name and the date of the report are printed on the upper right corner of the report.

- Overall Scale Score and Progress from Previous Year:

The overall score section (horizontal yellow bar) displays the student’s overall performance in SB Summative Assessment for ELA and mathematics. The student’s overall score is displayed on the left followed by the overall achievement level. A short summary of whether the student met the grade level standards by reaching the Standard Met (Level 3) for the student’s current grade level is displayed on the right. For grade 11 students, the report includes information regarding EAP designation.

ENGLISH LANGUAGE ARTS/LITERACY (ELA)

Matthew's overall score for 2018:	2503 Standard Met (Level 3)	Matthew's score increased from last year, enough to reach a higher level.
-----------------------------------	---------------------------------------	---

- Achievement Levels:

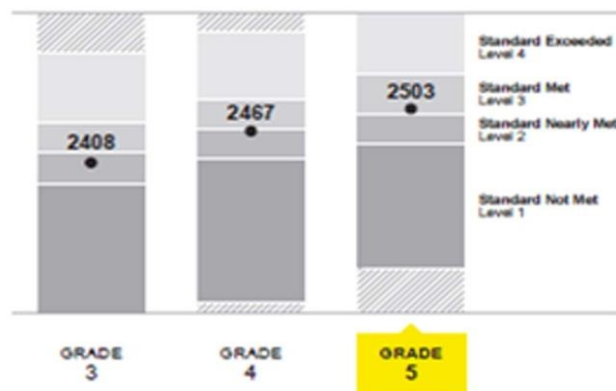
There are four achievement levels for ELA and mathematics:

Level 1 – Standard Not Met

Level 2 – Standard Nearly Met

Level 3 – Standard Met

Level 4 – Standard Exceeded



The gray shades on the bar graph represent the four achievement levels, with the darkest gray color representing Standard Not Met to the lightest gray representing Standard Exceeded.



LOS ANGELES UNIFIED SCHOOL DISTRICT

MEMORANDUM

For students in grades 4-8 who took the ELA and/or mathematics SB Summative Assessment(s) in 2016 and 2017, the report shows how the student's score and achievement level for 2018 compares to the scores and achievement levels for 2016 and 2017.

Each achievement level is based on a scale score range as displayed in Table 1 and Table 2 below.

Table 1. English Language Arts/Literacy Achievement Levels

Grade	Level 1: Standard Not Met	Level 2: Standard Nearly Met	Level 3: Standard Met	Level 4: Standard Exceeded
3	2114–2366	2367–2431	2432–2489	2490–2623
4	2131–2415	2416–2472	2473–2532	2533–2663
5	2201–2441	2442–2501	2502–2581	2582–2701
6	2210–2456	2457–2530	2531–2617	2618–2724
7	2258–2478	2479–2551	2552–2648	2649–2745
8	2288–2486	2487–2566	2567–2667	2668–2769
11	2299–2492	2493–2582	2583–2681	2682–2795

Table 2. Mathematics Achievement Levels

Grade	Level 1: Standard Not Met	Level 2: Standard Nearly Met	Level 3: Standard Met	Level 4: Standard Exceeded
3	2189–2380	2381–2435	2436–2500	2501–2621
4	2204–2410	2411–2484	2485–2548	2549–2659
5	2219–2454	2455–2527	2528–2578	2579–2700
6	2235–2472	2473–2551	2552–2609	2610–2748
7	2250–2483	2484–2566	2567–2634	2635–2778
8	2265–2503	2504–2585	2586–2652	2653–2802
11	2280–2542	2543–2627	2628–2717	2718–2862

- Results by Claims/Areas:

The achievement levels for claims for ELA and mathematics are displayed to the right of the overall score graph. The achievement levels for claims are: Below Standard, Near Standard, and Above Standard as displayed in the graph below for ELA in grade 5.



LOS ANGELES UNIFIED SCHOOL DISTRICT
MEMORANDUM

2018 Area Performance	Below Standard	Near Standard	Above Standard
Reading: How well does your child understand stories and information that he or she reads?			✓
Writing: How well does your child communicate in writing?		✓	
Listening: How well does your child understand spoken information?		✓	
Research/Inquiry: How well can your child find and present information about a topic?	✓		

MATTHEW'S SCORE HISTORY

	GRADE 3	GRADE 4	GRADE 5
Achievement Level	Standard Nearly Met	Standard Nearly Met	Standard Met
Overall Score	2408	2467	2503
State Average*	2411	2452	2491

Claims provide supplemental information regarding a student's strengths or weaknesses. They identify skills where a student is performing well (Above Standard) or where a student is struggling and needs help to improve (Below Standard). A "No score" indicates the student did not complete enough questions to receive a score in that area.

There are four claims for ELA and three claims for mathematics.

English-Language Arts

1. Reading
2. Writing
3. Listening
4. Research/Inquiry

Mathematics

1. Problem Solving and Modeling/Data Analysis
2. Concepts and Procedures
3. Communicating Reasoning

Back of the CAASPP SB Summative Assessment SSR:

- The left section of the report displays the student's identifiable information. It includes the student's Statewide Student Identifier (SSID), date of birth, grade, test date, school, and district. If available, the parent/guardian mailing address is also printed in this section.

The upper right section of the report displays an introductory letter from the State Superintendent of Public Instruction. The content of this letter varies by grade level and content area tested.



LOS ANGELES UNIFIED SCHOOL DISTRICT

MEMORANDUM

A Parent's Guide to Matthew's California Assessment of Student Performance and Progress (CAASPP) Score Report

CALIFORNIA DEPARTMENT OF EDUCATION (CDE)

STUDENT ID #: 9999199926 DATE OF BIRTH: 04/01/2007
 GRADE: 5 TEST DATE: Spring 2018

FOR THE PARENT/GUARDIAN OF:
 MATTHEW MARTIN
 1234 MAIN STREET
 YOUR CITY, CA 12345


SCHOOL: California Elementary School
 LEA: California Unified
 CDS: 17640300000000


Dear Parent/Guardian of Matthew Martin:

This report shows Matthew's scores on the California Assessment of Student Performance and Progress (CAASPP) for English language arts/literacy and mathematics. These tests are based on California's goal of preparing students for college and career.

Matthew's scores are just one measure of progress at school. These results should be considered along with other information—such as classroom tests, assignments, and grades.

Students achieve more when their parents are involved in their learning. Please use the resources outlined below to find out more about how you can help Matthew continue to make progress and prepare for a bright future.

Sincerely,

 Tom Torlakson
 State Superintendent of Public Instruction



- The mid-section of the report provides a description of the CAASPP system, how SB Summative Assessment scores may be used, and a description and breakdown of the achievement levels.

Statewide Assessments: One Measure of Matthew's Progress

CAASPP results give us one measure of how well students are mastering California's challenging academic standards. The skills called for by these standards—the ability to write clearly, think critically, and solve problems—are critical for preparing students for college and a 21st-century career.

What do my child's scores mean?
 There are four levels of scores for ELA and mathematics for 5th grade. Achievement levels "Standard Met" and "Standard Exceeded" are the state targets for all students.

Grade 5	Standard Not Met Level 1	Standard Nearly Met Level 2	Standard Met Level 3	Standard Exceeded Level 4
ENGLISH LANGUAGE ARTS/LITERACY (ELA)	2201-2441	2442-2501	2502-2581	2582-2701
MATHEMATICS	2219-2454	2455-2527	2528-2578	2579-2700

Score ranges for each achievement level are different for each grade, and the standards for the next grade are higher than for the previous grade. As a result, students may need a higher score to stay in the same achievement level as the previous year.

- The bottom of the report differs depending on the grade level and the test(s) the student took.
 - o For grades 5, 8 and 11, the report includes information on student's participation in the CAST field test.

California Science Test (CAST) for Grade 5

This year, students in grade five took part in a field test of the new California Science Test (CAST). When complete, this new test will measure students' understanding of the new California Next Generation Science Standards (CA NGSS), which encompass the core ideas, concepts, and practices in science and engineering that students should master to be ready for college and a 21st-century career.

Much like California's standards in mathematics and English language arts/literacy, these new standards will give students an up-to-date science education and equip them with the ability to think critically, analyze information, and solve complex problems. The field test is meant to evaluate test questions, as well as help students and schools become familiar with the new standards and content.



LOS ANGELES UNIFIED SCHOOL DISTRICT
MEMORANDUM

- For grade 11, the report provides information about EAP. The EAP provides the student with an early indication of the student’s readiness for college-level English and mathematics. Additional information about the EAP can be found on the EAP Web site at <http://www.CSUSuccess.org>.

Bella's overall score for 2018:	2525 Standard Nearly Met (Level 2)	Early Assessment Program (EAP) College Readiness***: Not yet demonstrating readiness for college-level coursework
---------------------------------	--	--

Grade 11 – Early Assessment Program (EAP) Status

The California State University (CSU) and participating California Community Colleges use the CAASPP ELA and mathematics assessments to determine Bella's 2018 EAP status. The CAASPP achievement levels for ELA and mathematics shown on the front of this report can be used to provide an early indicator of Bella's readiness for college-level coursework, as described below:

- **Standard Exceeded:** Ready for English and/or mathematics college-level coursework.
- **Standard Met:** Conditionally Ready for English and/or mathematics college-level coursework. Students earning this status can be exempt from the CSU's placement test and Early Start Program by taking an approved course and earning a grade of C or better.
- **Standard Nearly Met:** Not yet demonstrating readiness for English and/or mathematics college-level coursework.
- **Standard Not Met:** Not demonstrating readiness for English and/or mathematics college-level coursework.

Bella should visit the CSU Success Web site at <http://CSUSuccess.org/> for additional information.

B. CAASPP California Alternate Assessment (CAA) SSR

Students in grades 3-8 and 11 who took the CAA in 2018 will receive a CAASPP Summative Assessment SSR that includes results for ELA and mathematics. In grades 5, 8, and 11, the report includes information on the student’s participation in the CAA for Science pilot. CAA reports will be delivered early fall 2018 when the test vendor has completed the scoring process.

Front of the CAASPP CAA SSR:

The student’s name and the date of the report are printed on the upper right corner of the report.

- Overall Scale Score and Progress from Previous Year:

The overall score section (horizontal green bar) displays the student’s overall performance in CAA for ELA and mathematics. The student’s overall score is displayed on the left followed by the overall achievement level.

CAA ENGLISH LANGUAGE ARTS/LITERACY (ELA)		
Matthew's overall score for 2018:	647 Level 2—Alternate	Matthew showed foundational understanding of core concepts in English language arts/literacy, such as identifying the main idea of a story.



LOS ANGELES UNIFIED SCHOOL DISTRICT
MEMORANDUM

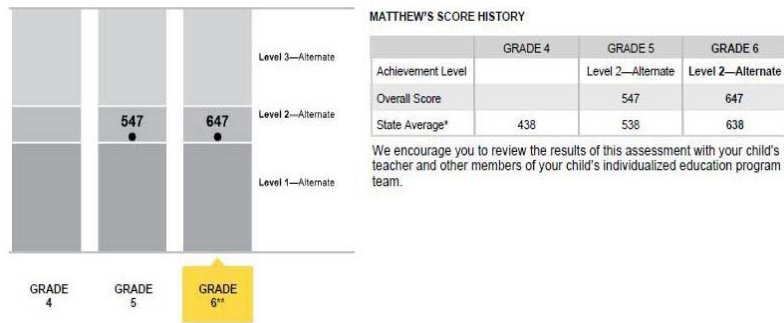
- Alternate Achievement Levels:

There are three alternate achievement levels for ELA and mathematics:

Level 1 Alternate – Limited Understanding

Level 2 Alternate – Foundational Understanding

Level 3 Alternate – Understanding



The gray shades on the bar graph represent the three alternate achievement levels, with the darkest gray color representing Limited Understanding to the lightest gray representing Understanding.

For students in grades 4-8 who took the ELA or mathematics CAA in 2016 and 2017, the report shows how the student's score and achievement level for 2018 compares to the scores and achievement levels for 2016 and 2017.

Each alternate achievement level is based on a scale score range as displayed in Table 3 below.

Table 3. ELA and Mathematics
 Alternate Achievement Levels

Grade	Level 1 Alternative	Level 2 Alternative	Level 3 Alternative
3	300-344	345-359	360-399
4	400-444	445-459	460-499
5	500-544	545-559	560-599
6	600-644	645-659	660-699
7	700-744	745-759	760-799
8	800-844	845-859	860-899
11	900-944	945-959	960-999

- Results by Claims/Areas:
- No subscores or claim scores are reported for the CAA.



LOS ANGELES UNIFIED SCHOOL DISTRICT

MEMORANDUM

Back of the CAASPP CAA SSR:

- The left section of the report displays the student's identifiable information. It includes the student's SSID, date of birth, grade, test date, school, and district. If available, the parent/guardian mailing address is also printed in this section.

The upper right section of the report displays an introductory letter from the State Superintendent of Public Instruction. The content of this letter varies by grade level and content area tested.

A Parent's Guide to Matthew's California Assessment of Student Performance and Progress (CAASPP) Score Report
 CALIFORNIA DEPARTMENT OF EDUCATION (CDE)

<p>STUDENT ID #: 9999199938 DATE OF BIRTH: 04/01/2006 GRADE: 6 TEST DATE: Spring 2018</p>	<p>Dear Parent/Guardian of Matthew Mitchell: This report shows how Matthew scored on the California Alternate Assessments (CAAs) for English language arts/literacy and mathematics. The CAAs, a part of the California Assessment of Student Performance and Progress (CAASPP) System, are tests based on alternate achievement standards, which are appropriate for students with the most significant cognitive disabilities.</p> <p>These results are one measure of Matthew's academic performance. They should be viewed with other information—such as progress on individualized education program (IEP) goals, assignments, and teacher conferences. Students achieve more when their parents are involved in their learning. Please use the resources outlined below to find out more about how you can help Matthew continue to make progress.</p>
--	--

FOR THE PARENT/GUARDIAN OF:
MATTHEW MITCHELL
 1234 MAIN STREET
 YOUR CITY, CA 12345

SCHOOL: California Middle School
 LEA: California Unified
 CDS: 17640300000000

Sincerely,

 Tom Torlakson,
 State Superintendent of Public Instruction

- The mid-section of the report provides a description of the CAASPP system, how CAA scores may be used, and a description and breakdown of the alternate achievement levels.

Statewide Assessments: One Measure of Matthew's Progress			
What are the California Alternate Assessments?			
The California Alternate Assessments (CAAs) are online tests for eligible students with individualized education programs (IEPs) that designate the use of an alternate assessment to measure student progress on alternate achievement standards.			
These tests give students the opportunity to demonstrate their learning by taking a test aligned for their grade level. Working with a teacher, Matthew was encouraged to complete items as independently as possible. Matthew had an opportunity to answer questions representing different levels of complexity, which helps to demonstrate what Matthew knows and can do. Like other California Assessment of Student Performance and Progress (CAASPP) tests, the CAAs offer accessibility tools according to the needs of each student as described in their IEP or Section 504 plan.			
What are the score ranges for each level?			
There are three levels of scores for ELA and mathematics:			
Grade 6	Level 1—Alternate	Level 2—Alternate	Level 3—Alternate
CAA ENGLISH LANGUAGE ARTS/LITERACY (ELA)	600-644	645-659	660-699
CAA MATHEMATICS	600-644	645-659	660-699

- The bottom of the report differs depending on the grade level and the test(s) the student took.
 - o For grades 5, 8, and 11, the report includes information on the student's participation in the CAA for Science pilot.



LOS ANGELES UNIFIED SCHOOL DISTRICT

MEMORANDUM

California Alternate Assessment Science for Grade 8

This year, students in the eighth grade participated in the 2018 pilot of the California Alternate Assessment (CAA) for Science.

Like the CAAs for mathematics and English language arts/literacy, the CAA for Science will give students the opportunity to demonstrate their learning by taking a test aligned to their grade-level content. The pilot test is meant to evaluate test questions, as well as help students and schools become familiar with new standards and content.

C. CAASPP STS for RLA SSR

Eligible Spanish-speaking English learners in grades 2-11 who took the STS for RLA receive a separate report that includes STS scores only. The STS is administered in addition to the SB Summative Assessment in mathematics.

The upper left section of the report displays the student's identifiable information. It includes the student's SSID, date of birth, grade, test date, school, and District. If available, the parent/guardian mailing address is also printed in this section. The right upper section of the report displays an introductory letter from the State Superintendent of Public Instruction.

The STS for RLA scale scores range are 150 to 600 and the performance levels are *advanced*, *proficient*, *basic*, *below basic*, and *far below basic*. Each performance level band is assigned a scale score range as indicated on the band. The pointer indicates the performance level band. The number above the pointer is the student's exact test score. The goal in California is to have all students perform at proficient or above.

II. ONLINE CAASPP REPORTS

Student-level and school-level reports will be available for viewing and/or downloading from district and state online systems. Note that any student identifiable information or reports accessed online are secure and must be handled with the same security procedures as paper reports. Authorized users are legally bound to keep student information confidential and are permitted to view only results that are relevant to their work at each school. Acceptable Use Policies (AUP) apply when sharing student information electronically.

Authorized users may access district Websites by using their LAUSD Single Sign-On (SSO). For state online systems, CAASPP Test Site Coordinators will continue using their Test Operations Management System (TOMS) credentials.



LOS ANGELES UNIFIED SCHOOL DISTRICT

MEMORANDUM

1. District Applications: MyData and MiSiS

SB Summative scores for spring 2017 are currently available in MiSiS and MyData. Spring 2018 scores will be available in late August/September 2018.

In MiSiS, users are able to access scores for individual students by first searching for a student and then clicking on the [Academics] tab and selecting the [Test Scores] option from the drop-down menu. In MyData, scores are available at the school, local district, and district levels. In the School Dashboard section, select [SBAC] to view SB Summative Assessment scores.

Visit the Student Testing Website at <http://achieve.lausd.net/testing> for instructions on how to download reports in MyData. The following reports are available:

- Achievement Levels by Subgroups
- School Achievement Levels
- Location Comparisons
- Claims Report
- Claims by Subgroup, ELA
- Claims by Subgroup, MATH
- Magnet Schools

2. State Online Applications: Online Reporting System (ORS) and Test Operations Management System (TOMS)

TOMS and the ORS are two CAASPP Web-based systems that schools can use to access score reports and completion data for each student who participated in the following tests:

- SB Summative Assessments for ELA or Mathematics
- CAA for ELA, Mathematics, or Science
- CAST
- STS for RLA

Users need TOMS log-in credentials to access TOMS and the ORS. School staff with coordinator-level access to TOMS can view and download PDFs of the individual SSRs in TOMS. Users can use the ORS to access student-level results that include scale scores, achievement levels, and information about performance on Smarter Balanced claims and targets.

School-level preliminary and final aggregate test results are also available in the ORS. Until all scoring and processing for 2018 CAASPP testing is



LOS ANGELES UNIFIED SCHOOL DISTRICT MEMORANDUM

completed, the data available in the ORS represents only partial and preliminary results that are not appropriate for public release. For a complete list of reports and functions available in the ORS, see the *2017-18 Administration Online Reporting System User Guide for CAASPP* <http://www.caaspp.org/rsc/pdfs/CAASPP.ORS-guide.2017-18.pdf>.

As part of the transition to the new school year, online CAASPP systems, including TOMS and ORS, will experience downtime from 5 p.m. Pacific time (PT) on Wednesday, August 29, 2018, through 11:59 p.m. PT on Monday, September 3, 2018. All CAASPP Web-based systems will be unavailable during this downtime period. The state will also use this time to deactivate all TOMS accounts granted during the 2017-18 school year.

The District will use this period to process accounts for the 2018-19 school year for school staff who complete the appropriate requirements. Please see REF-054498, *2018-19 CAASPP Requirements for Principals, Coordinators, and Support Staff*, dated July 31, 2018.

3. Public Aggregate-Level Reports

SB Summative Assessment and CAA aggregate reports for ELA and mathematics as well as the STS for RLA will be available through DataQuest in the California Department of Education's (CDE) Website at <http://caaspp.cde.ca.gov/>. The reports available in DataQuest are not secure and they do not include student-level information.

III. CAASPP COMMUNICATION

LAUSD is preparing communication materials for Principals and school administrators to use when sharing CAASPP Summative Assessment results with students, parents, teachers, and the general public. The resources include: frequently asked questions, talking points, PowerPoint presentations, and other school-based communication resources. Some of the resources are now available as described below. A Testing Update will be sent to CAASPP Test Site Coordinators and the point-of-contact for testing at each school when additional resources become available. Notification to principals will be through a Principals' Connection publication.

A. Sample CAASPP SSR

The type of CAASPP SSR(s) students receive depends on the grade level and the test(s) the student took. A sample grade 5 report is included on



LOS ANGELES UNIFIED SCHOOL DISTRICT MEMORANDUM

Attachments A1-2 of this document. Sample reports for other grades are available on the CAASPP Website:

Sample 2017-18 CAASPP SB Summative Assessment SSR (English):

<http://www.caaspp.org/rsc/pdfs/CAASPP.Smarter-Balanced-Sample-SSR-English.2017-18.pdf>

Sample 2017-187 CAASPP SB Summative Assessment SSR (Spanish Translation): <http://www.caaspp.org/rsc/pdfs/CAASPP.Smarter-Balanced-Sample-SSR-Spanish.2017-18.pdf>

Sample 2017-18 CAASPP CAA SSR (English):

<http://www.caaspp.org/rsc/pdfs/CAA.Sample-SSR-English.2017-18.pdf>

Sample 2017-187 CAASPP CAA SSR (Spanish Translation):

<http://www.caaspp.org/rsc/pdfs/CAA.Sample-SSR-Spanish.2017-18.pdf>

Sample 2017-187 CAASPP STS SSR (Spanish Translation):

<http://www.caaspp.org/rsc/pdfs/STS.Sample-SSR-Spanish.2017-18.pdf>

B. Parent Guides to Understanding the CAASPP SSRs

The CDE has created a series of guides to help parents/guardians interpret CAASPP SSRs. A sample guide is included on Attachments B1-2 of this document. Currently, the guides are available in English and Spanish. Other translations will be available soon. Listed below are the guides available on the CAASPP Website at

<http://www.caaspp.org/administration/reporting/student-score-report.html>

- SB Summative Assessment –Grade 3 for ELA and mathematics
- SB Summative Assessment –Grades 4, 6, and 7 for ELA and mathematics
- SB Summative Assessment –Grades 5 and 8 for ELA and mathematics
- SB Summative Assessment –Grade 11 for ELA and mathematics
- CAA–Grade 3 for ELA and mathematics
- CAA–Grades 4, 6, and 7 for ELA and mathematics
- CAA–Grades 5 and 8 for ELA and mathematics
- CAST–Grade 10 and 12 science pilot
- CAA–Grade 10 and 12 science pilot
- STS for RLA, Grades 2 through 11 (Still in development.)

C. CAASPP Post-Test Guide

The CDE releases the CAASPP Post-Test Guide after each CAASPP administration. The Post-Test Guide describes the different types of reports available for each CAASPP administration and it provides information on how to interpret results and can be found at

http://www.caaspp.org/rsc/pdfs/CAASPP.post-test_guide.2017-18.pdf



LOS ANGELES UNIFIED SCHOOL DISTRICT MEMORANDUM

D. California Department of Education CAASPP Communication Toolkit

This communication toolkit provides resources that may be used by schools to address concerns and questions parents, students, and community members may have about CAASPP and SB Summative Assessments. The toolkit includes links to guides, frequently asked questions, videos, letter templates, and more. It is posted at <https://www.cde.ca.gov/ta/tg/ca/communicationskit.asp>.

This Memorandum contains links to State and District Websites that are active as of the date the memorandum is released. As new testing information becomes available, these links may change or be updated. It is recommended that school administrators visit the Student Testing Branch Webpage as well as state CDE and CAASPP Websites to ensure access to the latest information.

RELATED RESOURCES:

Student Testing Branch Website: <http://achieve.lausd.net/testing>
California Department of Education: <http://www.cde.ca.gov/ta/tg/ca/>
Early Assessment Program: <http://www.cde.ca.gov/ci/gs/hs/eapindex.asp>
CAASPP Results: <http://caaspp.cde.ca.gov/>
CAASPP Website: <http://caaspp.org>

ASSISTANCE:

For assistance or further information, please contact the Student Testing Branch at (213) 241-4104.



LOS ANGELES UNIFIED SCHOOL DISTRICT MEMORANDUM

ATTACHMENT A1

CAASPP STUDENT SCORE REPORT – FRONT



California Assessment
of Student Performance
and Progress

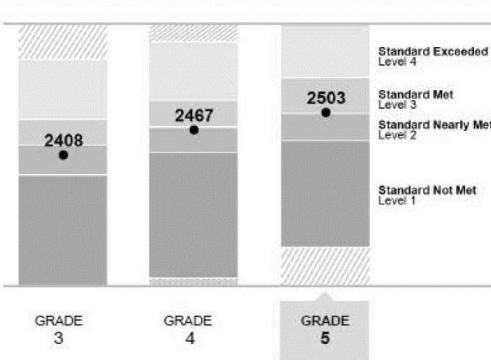
STUDENT SCORE REPORT | 2018
Matthew Martin
Final, Creation Date: March 28, 2018

Matthew's Grade 5 Results on California's Assessments

ENGLISH LANGUAGE ARTS/LITERACY (ELA)

Matthew's overall score for 2018: **2503**
Standard Met (Level 3)

Matthew's score increased from last year, enough to reach a higher level.



2018 Area Performance	Below Standard	Near Standard	Above Standard
Reading: How well does your child understand stories and information that he or she reads?	<input type="checkbox"/>	<input type="checkbox"/>	<input checked="" type="checkbox"/>
Writing: How well does your child communicate in writing?	<input type="checkbox"/>	<input checked="" type="checkbox"/>	<input type="checkbox"/>
Listening: How well does your child understand spoken information?	<input type="checkbox"/>	<input checked="" type="checkbox"/>	<input type="checkbox"/>
Research/Inquiry: How well can your child find and present information about a topic?	<input checked="" type="checkbox"/>	<input type="checkbox"/>	<input type="checkbox"/>

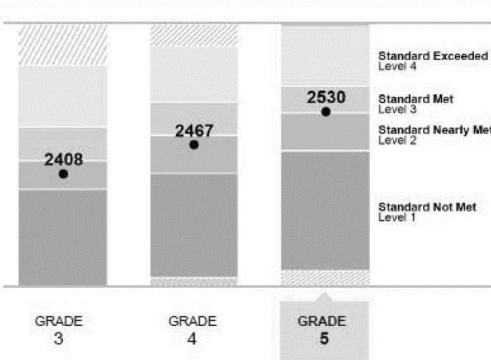
MATTHEW'S SCORE HISTORY

	GRADE 3	GRADE 4	GRADE 5
Achievement Level	Standard Nearly Met	Standard Nearly Met	Standard Met
Overall Score	2408	2467	2503
State Average*	2411	2452	2491

MATHEMATICS

Matthew's overall score for 2018: **2530**
Standard Met (Level 3)

Matthew's score increased from last year, enough to reach a higher level.



2018 Area Performance	Below Standard	Near Standard	Above Standard
Concepts & Procedures: How well does your child use mathematical rules and ideas?	<input type="checkbox"/>	<input checked="" type="checkbox"/>	<input type="checkbox"/>
Problem Solving and Modeling & Data Analysis: How well can your child show and apply problem-solving skills?	<input type="checkbox"/>	<input checked="" type="checkbox"/>	<input type="checkbox"/>
Communicating Reasoning: How well can your child think logically and express thoughts in order to solve a problem?	<input type="checkbox"/>	<input checked="" type="checkbox"/>	<input type="checkbox"/>

MATTHEW'S SCORE HISTORY

	GRADE 3	GRADE 4	GRADE 5
Achievement Level	Standard Nearly Met	Standard Nearly Met	Standard Met
Overall Score	2408	2467	2530
State Average*	2422	2459	2484

* State averages are based on California students' scores from previous years. The state averages are updated each year, which may cause slight changes from what was displayed on the previous years' report.

To see scale score ranges for all grades or for complete results for schools, districts, or across the state, visit the CDE CAASPP Results Web site at <https://caaspp.cde.ca.gov/>.

2408-2467-2503; 2408-2467-2530; -



LOS ANGELES UNIFIED SCHOOL DISTRICT
MEMORANDUM

ATTACHMENT A2

CAASPP STUDENT SCORE REPORT – BACK

A Parent's Guide to Matthew's California Assessment of Student Performance and Progress (CAASPP) Score Report

CALIFORNIA DEPARTMENT OF EDUCATION (CDE)

STUDENT ID #: 9999199926 DATE OF BIRTH: 04/01/2007
 GRADE: 5 TEST DATE: Spring 2018

FOR THE PARENT/GUARDIAN OF:
MATTHEW MARTIN
 1234 MAIN STREET
 YOUR CITY, CA 12345

SCHOOL: California Elementary School
 LEA: California Unified
 CDS: 17640300000000

Dear Parent/Guardian of Matthew Martin:

This report shows Matthew's scores on the California Assessment of Student Performance and Progress (CAASPP) for English language arts/literacy and mathematics. These tests are based on California's goal of preparing students for college and career.

Matthew's scores are just one measure of progress at school. These results should be considered along with other information—such as classroom tests, assignments, and grades.

Students achieve more when their parents are involved in their learning. Please use the resources outlined below to find out more about how you can help Matthew continue to make progress and prepare for a bright future.

Sincerely,

Tom Torlakson,
 State Superintendent of Public Instruction



Statewide Assessments: One Measure of Matthew's Progress

CAASPP results give us one measure of how well students are mastering California's challenging academic standards. The skills called for by these standards—the ability to write clearly, think critically, and solve problems—are critical for preparing students for college and a 21st-century career.

What do my child's scores mean?

There are four levels of scores for ELA and mathematics for 5th grade. Achievement levels "Standard Met" and "Standard Exceeded" are the state targets for all students.

Grade 5	Standard Not Met Level 1	Standard Nearly Met Level 2	Standard Met Level 3	Standard Exceeded Level 4
ENGLISH LANGUAGE ARTS/LITERACY (ELA)	2201-2441	2442-2501	2502-2581	2582-2701
MATHEMATICS	2219-2454	2455-2527	2528-2578	2579-2700

Score ranges for each achievement level are different for each grade, and the standards for the next grade are higher than for the previous grade. As a result, students may need a higher score to stay in the same achievement level as the previous year.

Where to Get Help and More Information

Go to <http://testscoreguide.org/ca/> for more information, including:

- Guide to reading and understanding the student score report.
- *Parent Guide to the Smarter Balanced Summative Assessments* with sample test items.

Grade-by-grade practice tests are available on the CAASPP Web portal at <http://www.caaspp.org>.

For complete results for schools, districts, or across the state, visit the CDE CAASPP Results Web site at <https://caaspp.cde.ca.gov/>.

California Science Test (CAST) for Grade 5

This year, students in grade five took part in a field test of the new California Science Test (CAST). When complete, this new test will measure students' understanding of the new California Next Generation Science Standards (CA NGSS), which encompass the core ideas, concepts, and practices in science and engineering that students should master to be ready for college and a 21st-century career.

Much like California's standards in mathematics and English language arts/literacy, these new standards will give students an up-to-date science education and equip them with the ability to think critically, analyze information, and solve complex problems. The field test is meant to evaluate test questions, as well as help students and schools become familiar with the new standards and content.



LOS ANGELES UNIFIED SCHOOL DISTRICT

MEMORANDUM

ATTACHMENT B1

GUIDE TO YOUR CAASPP STUDENT SCORE REPORT - FRONT

Posted by the California Department of Education

July 2018



ENGLISH

UNDERSTANDING YOUR STUDENT SCORE REPORT GRADE 3

California Alternate Assessments for English language arts/literacy and mathematics

This guide will explain your child's score report and provide additional resources to help you understand his or her scores. Please speak with your child's teacher(s) if you have more questions.

A message from the State Superintendent, Tom Torlakson:

This report shows how your child scored on the California Alternate Assessments (CAAs) for English language arts/literacy and mathematics. The CAAs, a part of the California Assessment of Student Performance and Progress (CAASPP) System, are tests based on alternate achievement standards, which are appropriate for students with the most significant cognitive disabilities.

These results are one measure of your child's academic performance. They should be viewed with other information—such as progress on individualized education program (IEP) goals, assignments, and teacher conferences.

Students achieve more when their parents are involved in their learning. Please use the resources outlined below to find out more about how you can help your child continue to make progress.

1. Your child's name and date of the report

Here you find your child's name and the date of the report.

2. Overall score for English language arts/literacy (ELA) and mathematics

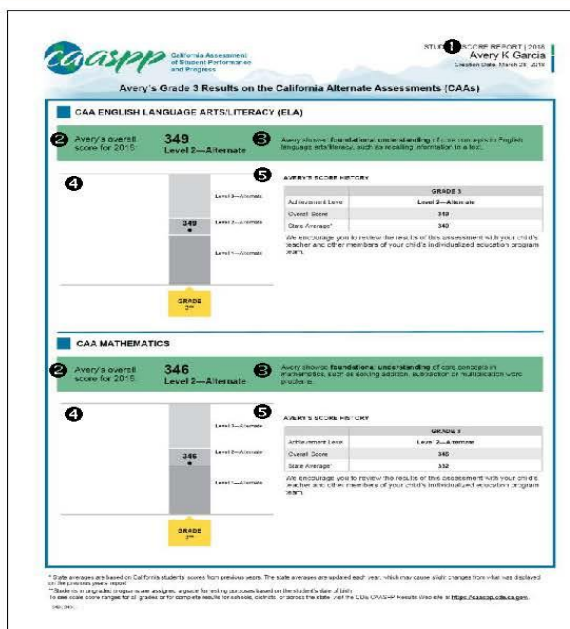
The left side of the score report provides your child's overall score and performance level by subject.

3. Performance summary of this year's scores for ELA and mathematics

The right side of the score report offers a summary of your child's performance by subject. To understand the degree of student achievement in a performance level, visit the CAA Performance Level Descriptors (PLDs) web page at <https://www.cde.ca.gov/ta/tg/ca/caapld.asp>. We encourage you to review the results of this assessment with your child's teacher and other members of your child's individualized education program team.

4. Graph of this year's scores for ELA and mathematics

The graph on the left side of the score report shows your child's score and performance level. The gray shades on the bar graph represent the three performance levels, with the darkest gray color representing Level 1—Alternate to the lightest gray color representing Level 3—Alternate.



This guide was designed for the 2017–18 CAASPP Student Score Reports for grade 3.



LOS ANGELES UNIFIED SCHOOL DISTRICT
MEMORANDUM

ATTACHMENT B2

GUIDE TO YOUR CAASPP STUDENT SCORE REPORT - BACK

5. Score history

The table on the right side of the score report shows your child’s overall score and corresponding achievement level for this year’s assessments. Please note that for students in grade three, there is only one year of data available. State average data are provided as well.

What are the California Alternate Assessments?

The California Alternate Assessments (CAAs) are online tests for eligible students with individualized education programs (IEPs) that designate the use of an alternate assessment to measure student progress on alternate achievement standards. The CAAs use alternate achievement standards, called Core Content Connectors (“Connectors”), to make the test more accessible for students with the most significant cognitive disabilities. The CAAs are administered to each student individually. CAA items and tasks represent three different levels of complexity, and students’ responses to the first set of test questions determine the complexity of the items that follow.

These tests give students the opportunity to demonstrate their learning by taking a test aligned for their grade level. Working with a teacher, your child was encouraged to complete items as independently as possible. Your child had an opportunity to answer questions representing different levels of complexity, which helps to demonstrate what your child knows and can do. Like other California Assessment of Student Performance and Progress (CAASPP) tests, the CAAs offer accessibility tools according to the needs of each student as described in their IEP.

What are the score ranges for each level?

There are three levels of scores for English language arts/literacy (ELA) and mathematics:

Score Ranges—ELA

Grade	Level 1—Alternate	Level 2—Alternate	Level 3—Alternate
3	300–344	345–359	360–399
4	400–444	445–459	460–499
5	500–544	545–559	560–599
6	600–644	645–659	660–699
7	700–744	745–759	760–799
8	800–844	845–859	860–899
11	900–944	945–959	960–999

Score Ranges—Mathematics

Grade	Level 1—Alternate	Level 2—Alternate	Level 3—Alternate
3	300–344	345–359	360–399
4	400–444	445–459	460–499
5	500–544	545–559	560–599
6	600–644	645–659	660–699
7	700–744	745–759	760–799
8	800–844	845–859	860–899
11	900–944	945–959	960–999

Where to Get Help and More Information?

Go to <https://www.cde.ca.gov/ta/tq/ca/altassessment.asp> for more information, including *Parents/Guardian’s Guide to the California Alternate Assessments*.

Grade-by-grade practice tests are available on the CAASPP web portal at <http://www.caaspp.org/>.

For a detailed description of performance level descriptors (PLDs), please visit the CAA PLD web page at <https://www.cde.ca.gov/ta/tq/ca/caapld.asp>.

This guide was designed for the 2017–18 CAASPP Student Score Reports for grade 3.