


LOST RIVER HDP

High Definition Porcelain

COLOR BODY PORCELAIN FLOOR & WALL TILE



floridatile

LOST RIVER^{HDP}

shown on front: **LRV20 12x24** Rush & **LRV24/M3x3CHEV** Cool Mix Mosaic

Lost River^{HDP} is an affirmation to the surreal beauty of waterways that flow mysteriously through a subterranean world. These majestic passages lead to a landscape of magnificent formations, beautifully worn by water and time, and create an awe-inspiring canvas of soft colors and delicate veining. Lost River^{HDP} is a serene, yet powerful homage to nature's artistry.

Four distinct and flourishing color options provide a natural springboard for design. Cascade Beige delicately mimics a light, golden sandstone for an on-trend, warm and inviting neutral. Rush Gray is equally tranquil, frothing with a more cool, invigorating tone. Adrift Taupe's combination of effervescent mid-tones offers a unique balance of color blended with striking, granular textures and veining. Torrent Black is perhaps the most dramatic of the collection with its deep pools of rich tone-on-tone dark grays and swirling black.

This color body* field tile is available in 12x24 and 24x24 formats. A 3x24 bullnose and classic 25-piece mosaic are offered in all four colors. Adding a creative current to this line are two chevron

mosaics in either warm or cool mixes. A sleek ¼ x 24 metallic liner rounds out this line with a modern installation element in bronze, copper, or black.

Lost River^{HDP} porcelain tile is entirely made in the USA in our Green Squared® certified Advanced Manufacturing Center in Lawrenceburg, KY, of 40% pre-consumer recycled content. It meets the DCOF AcuTest® requirements to be installed in wet areas and is GREENGUARD® and Porcelain Tile certified. Manufactured using proprietary HDP—High Definition Porcelain® printing technology and with the technical performance of porcelain, it is appropriate for all standard residential and commercial wall, countertop, backsplash, and most floor applications.

* The color Cascade is manufactured utilizing a standard body in order to maintain the integrity of this lighter color.



COLOR VARIATION

Formats Available: 12x24, 24x24, M12 & M3x3CHEV

CASCADE BEIGE



RUSH GRAY



ADRIFT TAUPE




TORRENT BLACK




CASCADE BEIGE



LRV10 24x24
Cascade Beige
(standard body)



LRV10 12x24
Cascade Beige
(standard body)



LRV10/M12
Cascade Beige 25pc Mosaic



LRV13/M3x3CHEV
Warm Mix Chevron Mosaic
(Cascade Beige & Adrift Taupe)



LRV60/L1/4x24
Copper Wall Liner*

* Liner substrate is aluminum. Please reference installation guide for proper application.

right: **LRV10 12x24** Cascade Beige



RUSH GRAY



LRV20 24x24
Rush Gray



LRV20 12x24
Rush Gray



LRV20/M12
Rush Gray 25pc Mosaic



LRV24/M3x3CHEV
Cool Mix Chevron Mosaic
(Rush Gray & Torrent Black)



LRV70/L1/4x24
Coal Wall Liner*

* Liner substrate is aluminum. Please reference installation guide for proper application.

right: **LRV20 12x24** Rush Gray & **LRV24/M3x3CHEV** Cool Mix Mosaic



ADRIFT TAUPE



LRV30 24x24
Adrift Taupe



LRV30 12x24
Adrift Taupe



LRV30/M12
Adrift Taupe 25pc Mosaic



LRV13/M3x3CHEV
Warm Mix Chevron Mosaic
(Cascade Beige & Adrift Taupe)

LRV50/L1/4x24
Bronze Wall Liner*

* Liner substrate is aluminum. Please reference installation guide for proper application.


right: **LRV30 24x24** Adrift Taupe & **LRV13/M3x3CHEV** Warm Mix Mosaic




TORRENT BLACK




LRV40 24x24
Torrent Black



LRV40 12x24
Torrent Black



LRV40/M12
Torrent Black 25pc Mosaic



LRV24/M3x3CHEV
Cool Mix Chevron Mosaic
(Rush Gray & Torrent Black)



LRV70/L1/4x24
Coal Wall Liner*

* Liner substrate is aluminum. Please reference installation guide for proper application.

right: **LRV40 24x24** Torrent Black & **LRV20 12x24** Rush Gray





above: LRV10 12x24 Cascade Beige

Porcelain Technical Data Properties (Floor)	ASTM [®]	ANSI [®]	Results ¹
DCOF AcuTest ^{®2}	A137.1	≥ 0.42	Pass
Surface Hardness	Mohs Scale	N/A	7 Mohs
Break Strength	C-648	250 lbf.	≥ 500 lbf. avg.
Water Absorption	C-373	≤ 0.5%	≤ 0.5% ³
Intended Use ⁴	N/A	N/A	Residential Light Commercial Heavy Commercial

¹ Values are offered in good faith as being accurate and typical of normal production. Due to the natural variation of raw materials and manufacturing processes, the values of the purchased product for any particular installation may vary.

² ANSI[®] A137.1 standard, ceramic tiles selected for level interior spaces expected to be walked upon when wet must have a minimum wet DCOF AcuTest[®] value of 0.42.

³ Average production value.

⁴ Please visit www.floridatile.com/intended-use for further details.

Typical Uses

Lost River^{HDP} color body porcelain floor and wall tile is appropriate for all standard residential and commercial wall, countertop, backsplash, and most floor applications.

Notice: Not all flooring products are suitable for wet areas, specialized applications, or commercial use. Please refer to the American National Standard Specifications for Ceramic Tile (ANSI[®] A137.1) for ceramic, stone, and glass installation for specific usage and installation information.

This Florida Tile product will contribute to USGBC LEED[®] points and the ANSI[®] approved NAHB[®] Green Building Points.

Color reproductions in this printed piece may vary from actual tile colors. Final selection should be made from actual tile samples.

Color, texture, and finish variations may occur due to the nature of the product.

Field Tile Nominal Size (in) ¹	Metric (cm)	Pcs./Sq Ft ²	Thickness ³	Edge
12x24	30x60	.5	10mm	Rectified
24x24	60x60	.25	10mm	Rectified

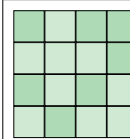
¹ These values may vary from lot to lot.

² These values are based on actual sizes including the grout joint.

³ May not apply to textured surfaces or tiles with uneven back patterns such as mesh mounted mosaics.

Trim	Shape	SKU	Nominal Size (in)	Metric (cm)
Bullnose		P43N9	3x24	7.5x60

Color Variation



V2 Slight Variation

Clearly distinguishable differences in texture and/or pattern with similar colors.

