


LOUISVILLE SLUGGER FIELD



STADIUM FIRSTS

FIRST GAME: April 12, 2000 vs. Norfolk (L, 8-5)

HONORARY FIRST PITCH: Governor Paul Patton, Mayor David Armstrong, then-former Mayor Jerry Abramson

FIRST PITCH: A ball thrown by Louisville's Osvaldo Fernandez

FIRST BATTER: Norfolk's Lauriel Gonzalez

FIRST LOUISVILLE WIN: April 13, 2000 vs. Norfolk (8-7, 11 inn.)

FIRST SAVE: April 12, 2000 by Norfolk's Scott Stewart

FIRST LOUISVILLE SAVE: April 14, 2000 by Norm Charlton

FIRST HIT: April 12, 2000, a single by Norfolk's Ryan McGuire in the 1st inning

FIRST LOUISVILLE HIT: April 12, 2000, a single by Chris Sexton in the 1st inning

FIRST RUN: April 12, 2000 by Louisville's Deion Sanders in the 1st inning

FIRST RBI: April 12, 2000 by Louisville's Chris Sexton on a single in the 1st inning

FIRST SINGLE: April 12, 2000 by Louisville's Chris Sexton in the 1st inning

FIRST DOUBLE: April 12, 2000 by Norfolk's Ryan McGuire in the 3rd inning

FIRST TRIPLE: April 26, 2000 by Louisville's Deion Sanders in the 7th inning vs. Indianapolis

FIRST HOME RUN: April 12, 2000 by Louisville's Mike Bell in the 6th inning with two runners on

FIRST GRAND SLAM: June 6, 2000 by Louisville's Ron Wright in the 5th inning vs. Ottawa

FIRST STOLEN BASE: April 13, 2000 by Norfolk's Jason Tyner in the 1st inning

FIRST LOUISVILLE STOLEN BASE: April 13, 2000 by Louisville's Deion Sanders in the 1st inning

FIRST STRIKEOUT: April 12, 2000 by Louisville's Mike Bell in the 1st inning

FIRST WALK: April 12, 2000 by Louisville's Deion Sanders in the 1st inning

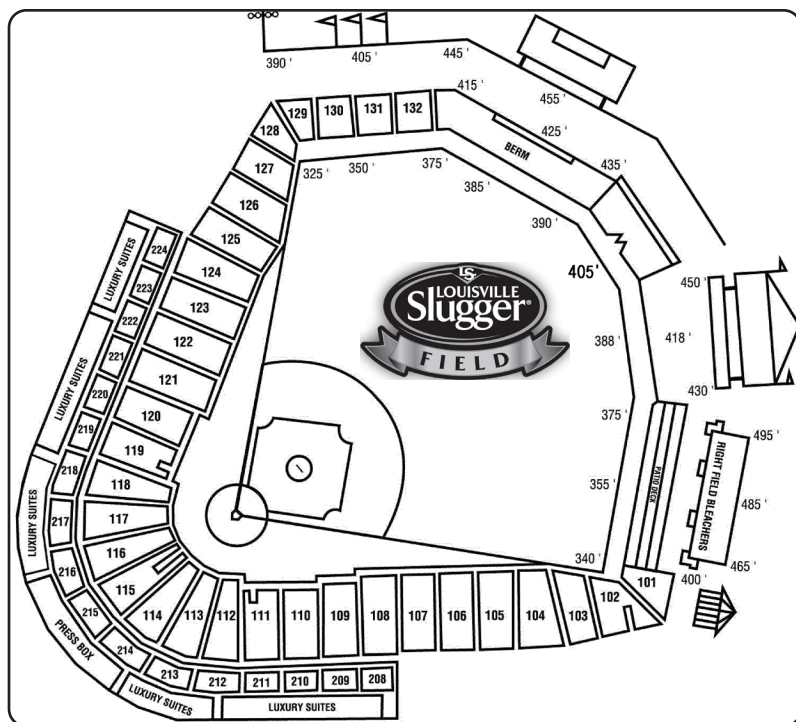
STADIUM HIGHS AND LOWS

LARGEST CROWD:	14,658 on April 21, 2018 vs. Syracuse
LONGEST GAME (TIME):	5:35 on May 19, 2017 vs. Columbus (L, 6-5 F/18)
LONGEST GAME (INNINGS):	18 (2x), Last on May 19, 2017 vs. Columbus, also on June 6, 2003 vs. Richmond (W, 4-3)
LONGEST HOME RUN:	490' by Louisville's Rob Stratton on April 26, 2006 vs. Toledo
MOST RUNS BY LOUISVILLE:	22 on July 13, 2012 vs. Gwinnett
MOST RUNS BY OPPONENT:	20 on April 13, 2014 vs. Toledo
MOST HITS BY LOUISVILLE:	23 on July 13, 2012 vs. Gwinnett
MOST HITS BY OPPONENT:	24 on May 26, 2014 vs. Scranton/Wilkes-Barre

STADIUM FACTS

DIMENSIONS:	325' (LF), 405' (CF), 340' (RF)
CAPACITY:	13,131
PLAYING SURFACE:	Bermuda Grass
APPROXIMATE COST:	\$27,800,000

HOME RUN DISTANCE CHART



LONGEST HOME RUNS AT LOUISVILLE SLUGGER FIELD

<u>RANK</u>	<u>PLAYER</u>	<u>TEAM</u>	<u>DISTANCE</u>	<u>DATE</u>
T-1.	Rob Stratton	LOU	490 feet	4/29/06
T-1.	Adam Duvall	GWJ	490 feet	7/24/19
3.	Kevin Witt	LOU	483 feet	5/12/02
4.	Juan Francisco	LOU	480 feet	7/15/10
5.	Rob Stratton	NOR	479 feet	9/08/01
6.	Jeremy Hermida	LOU	475 feet	6/28/11
7.	Devin Mesoraco	LOU	471 feet	8/23/11
8.	Brooks Kieschnick	LOU	469 feet	6/04/00
T9.	Adam Dunn	LOU	462 feet	5/27/01
T9.	Wladimir Balentien	LOU	462 feet	7/27/10

2021 MEDIA RELATIONS INFORMATION

CHRIS ROBINSON

Director of Communications
crobinson@batsbaseball.com
502.614.4544

NICK CURRAN

Director of Broadcasting
ncurran@batsbaseball.com
502.614.4544

Media Relations Interns: Nate Jarrett, Josh Romans

BATS MAIN OFFICE: 502.212.2287
BATS PRESS BOX: 502.614.4546
BATS PRESS BOX FAX: 502.212.2590

Website: batsbaseball.com
Facebook: facebook.com/louisvillebats
Twitter: @LouisvilleBats
YouTube: youtube.com/louisvillebatsaaa
Instagram: @louisvillebats
Snapchat: louisvillebats
Sporcle: LouisvilleBats

CREDENTIALS

Credentials are available upon request for working media. Requests can be made by completing the online form at batsbaseball.com/media. Requests should be received no later than 24 hours prior to the specified game date. Under no circumstances are media credentials to be transferred from person-to-person without the expressed permission of the Louisville Bats Media Relations Department. Violation of this policy may result in confiscation of the violator's media credential for the remainder of the season. Credentials may be picked up at the Louisville Slugger Field suite lobby desk inside the Main Street entrance on gamedays starting two hours prior to first pitch or earlier by request.

PRESS BOX

The Louisville Bats' press box is open to working media with credentials only. Phone and wireless internet services are available.

MEDIA INFORMATION

Media packets, game notes, statistics and press releases will be made available to working media only in the press box two hours prior to the start of every game.

PHOTOGRAPHERS

Photographers may shoot from the open areas at the far end of either dugout and from the tunnel behind home plate.

CLUBHOUSE/FIELD ACCESS

COVID Policy:

Per MLB health/safety regulations, clubhouse access is prohibited unless a Tier 2 status employee. These policies may be adjusted later during the season.

Previous Policy:

Both the home and visiting clubhouses can be accessed by taking the main elevator to the basement level. The Bats' Clubhouse is open to the media except one hour prior to game time and during the game. The clubhouse is open 15 minutes following all games, but will be closed during rain delays and between games of a doubleheader. The Visiting Clubhouse is governed by the visiting manager.

INTERVIEWS

COVID Policy:

All interviews will be conducted via phone call or Zoom until MLB deems it safe to lift restrictions regarding player and coach access.

Previous Policy:

The coaching staff and players will be available on the field and in the clubhouse immediately following batting practice. Interviews may in no way interrupt pregame routines (stretching, hitting, running, infield, etc.). Pregame interviews should be completed 45 minutes prior to the game. The coaching staff and players will be available in the clubhouse following games.

MEDIA OUTLETS

NEWSPAPERS

THE COURIER-JOURNAL

525 West Broadway
Louisville, KY 40202
Contact: Richard A. Green
Phone: 502.582.4642
@courier-journal.com
www.courier-journal.com

NEWS AND TRIBUNE

221 Spring Street
Jeffersonville, IN 47130
Contact: Craig Pearson
Phone: 812.206.2116
craig.pearson@newsandtribune.com
www.newsandtribune.com

THE VOICE-TRIBUNE

735 East Main Street
Louisville, KY 40202
Phone: 502.897.8900
www.voice-tribune.com

ASSOCIATED PRESS

525 West Broadway
Louisville, KY 40202
Contact: Gary Graves
Phone: 859.629.8634
gbgraves@ap.org

TELEVISION STATIONS

WLKY-TV (CBS)

1918 Mellwood Avenue
Louisville, KY 40206
Contacts: Fred Cowgill, Natalie Grise
Phone: 502.893.7300
fcowgill@hearst.com
www.wlky.com

WHAS-TV (ABC)

520 West Chestnut Street
Louisville, KY 40201
Contact: Kent Spencer, Whitney Harding
Phone: 502.582.7220
kspencer@whas11.com
www.whas11.com

WAVE-TV (NBC)

725 South Floyd Street
Louisville, KY 40203
Contacts: Kent Taylor,
Kendrick Haskins
Phone: 502.561.4144
ktaylor@wave3.com
www.wave3.com

WDRB-TV (FOX)

624 West Muhammad Ali Boulevard
Louisville, KY 40203
Contacts: Tom Lane, John Lewis,
Mike Lacett, Eric Crawford, Rick Bozich
Phone: 502.561.7704
tlane@fox41.com
www.fox41.com

RADIO STATIONS

WHAS RADIO (840 AM)

4000 #1 Radio Drive
Louisville, KY 40218
Contact: Jim Fenn
Phone: 502.479.2060
jimfenn@iheartmedia.com
www.whas.com

790 KRD - HOME OF THE BATS

4000 #1 Radio Drive
Louisville, KY 40218
Contact: Jim Fenn
Phone: 502.479.2194
jimfenn@iheartmedia.com
www.790krd.com

ESPN LOUISVILLE (680 AM)

337 West Cardinal Boulevard
Louisville, KY 40208
Contact: John Salzman
Phone: 502.240.0602
john@espnlouisville.com
www.espnlouisville.com

WKJK (1080 AM)

4000 #1 Radio Drive
Louisville, KY 40218
Contact: Jim Fenn
Phone: 502.479.2194
jimfenn@iheartmedia.com
www.talkradio1080.com

BROADCAST INFORMATION

Follow all the action of Louisville Bats baseball on 790 KRD. All 140 Bats regular season games and any postseason contests can be heard beginning with the "Warm-up Show" 30 minutes prior to the start of each game. Afterwards, get a wrap-up of all the day's activity in baseball on the postgame "Scoreboard Show."

Nick Curran enters his eighth season with the Bats, and his third full season as Director of Broadcasting. Curran is also the radio play-by-play voice of the University of Louisville women's basketball team and a graduate of Western Kentucky University. Prior to his current role with the Louisville Cardinals, Curran was the play-by-play voice of the Bellarmine University men's basketball team, where he called the 2011 National Championship for the Knights. He can also be heard on ESPN 680 in Louisville on Sunday mornings from 10 a.m. to noon.



Nick Curran

Louisville Radio Broadcasters Since 1982

1982	John Harmon, Art Metzler
1983	John Harmon, John Rooney, John Asher
1984	John Rooney, Ed Peak
1985	Mike Newell, Art Metzler
1986	Larry Calton, Art Metzler
1987-88	Larry Calton
1989-90	Jim Kelch, Joe Buck
1991	Jim Kelch, Todd Kalas
1992-94	Jim Kelch, Mark Neely
1995-97	Jim Kelch, David Wilson
1998-99	Jim Kelch, Matt Gorsky
2000-02	Jim Kelch
2003-09	Jim Kelch, Matt Andrews
2010-12	Matt Andrews
2013-16	Matt Andrews, Nick Curran
2017	Nick Curran, Jevin Redman
2018	Nick Curran, Matt Schumacker
2019	Nick Curran, Jim Kelch
2020	N/A (season cancelled due to COVID-19)
2021	Nick Curran



2021 BATTING PRACTICE SCHEDULE

ALL TIMES SUBJECT TO CHANGE

1:00 PM SCHEDULED FIRST PITCH

HOME BATTING PRACTICE	9:55 a.m. - 11:10 a.m.
VISITOR BATTING PRACTICE	11:10 a.m. - 11:55 a.m.
HOME INFIELD	12:00 p.m. - 12:10 p.m.
VISITOR INFIELD	12:10 p.m. - 12:20 p.m.
GROUNDS CREW	12:20 p.m. - 12:55 p.m.
PRE-GAME	12:40 p.m. - 12:55 p.m.

2:00 PM SCHEDULED FIRST PITCH

HOME BATTING PRACTICE	10:55 a.m. - 12:10 p.m.
VISITOR BATTING PRACTICE	12:10 p.m. - 12:55 p.m.
HOME INFIELD	1:00 p.m. - 1:10 p.m.
VISITOR INFIELD	1:10 p.m. - 1:20 p.m.
GROUNDS CREW	1:20 p.m. - 1:55 p.m.
PRE-GAME	1:40 p.m. - 1:55 p.m.

6:00 PM SCHEDULED FIRST PITCH


HOME BATTING PRACTICE	2:55 p.m. - 4:10 p.m.
VISITOR BATTING PRACTICE	4:10 p.m. - 4:55 p.m.
HOME INFIELD	5:00 p.m. - 5:10 p.m.
VISITOR INFIELD	5:10 p.m. - 5:20 p.m.
GROUNDS CREW	5:20 p.m. - 5:55 p.m.
PRE-GAME	5:40 p.m. - 5:55 p.m.

6:30 PM SCHEDULED FIRST PITCH

HOME BATTING PRACTICE	3:25 p.m. - 4:40 p.m.
VISITOR BATTING PRACTICE	4:40 p.m. - 5:25 p.m.
HOME INFIELD	5:30 p.m. - 5:40 p.m.
VISITOR INFIELD	5:40 p.m. - 5:50 p.m.
GROUNDS CREW	5:50 p.m. - 6:25 p.m.
PRE-GAME	6:10 p.m. - 6:25 p.m.

7:00 PM SCHEDULED FIRST PITCH

HOME BATTING PRACTICE	3:55 p.m. - 5:10 p.m.
VISITOR BATTING PRACTICE	5:10 p.m. - 5:55 p.m.
HOME INFIELD	6:00 p.m. - 6:10 p.m.
VISITOR INFIELD	6:10 p.m. - 6:20 p.m.
GROUNDS CREW	6:20 p.m. - 6:55 p.m.
PRE-GAME	6:40 p.m. - 6:55 p.m.




FIELD STAFF



Pat Kelly returns to Louisville for his second official stint at the helm of the Bats. Kelly also began the 2018 campaign as skipper for Louisville before being promoted to the Major League staff on April 19 and finishing the season as bench coach for the Cincinnati Reds.

PAT KELLY MANAGER

BORN: 8/27/55 **Age:** 65
BIRTHPLACE: Santa Maria, CA
RESIDES: Sarasota, FL.
MAJOR LEAGUE SERVICE: 1980
BATTED/THREW: R/R
MLB Teams: TOR (1980)



Pat Kelly returns for a third consecutive season as a manager at the minor league level after spending most of the 2018 season as Jim Riggleman's bench coach in Cincinnati. He began the 2018 season as the skipper at Class AAA Louisville but was promoted to the Major League staff on April 19, when Riggleman was named the Major League team's interim manager. In 2019 Kelly returned to manage Chattanooga, where he served as Lookouts skipper from 1993-1994. From 2015-2017, Kelly spent 3 years managing Class AA Pensacola. He also managed in the Reds' system at Class A Bakersfield in 2014 and from 2011-2013 at Rookie Billings, where he was 2012 Pioneer League Manager of the Year. In 2010 Kelly was the manager at Class A Lynchburg, and prior to that he spent the majority of 3 seasons as manager of the Rookie GCL Reds as well as director of Florida on-field operations and as a roving catching instructor. He began those duties in 2007 but left the post on July 3 of that season when Reds interim manager Pete Mackanin hired him as a bench coach. Kelly returned to his operations position full-time in 2008. In both 2010 and 2016, Pat was named Puerto Rican Winter League Manager of the Year. Kelly has spent 30 seasons managing in the minor leagues for 16 teams, including Richmond (2003-05), Syracuse (1999-2000), Ottawa (1997-98), Harrisburg (1995-96), Chattanooga (1993-94), Indianapolis (1991-92), Rockford (1991), Las Vegas (1990), Wichita (1988-89), Reno (1987) and Charleston (1986). He also served as pitching coach with Glens Falls (1985), the GCL White Sox ('84) and Niagara Falls ('83). Kelly was a catcher in the Angels, Blue Jays, Braves and White Sox systems and reached the majors in 1980 with Toronto. Pat, 65, resides in Sarasota, FL.

KELLY'S MINOR LEAGUE MANAGERIAL RECORD (31 seasons, 1,765-1,854)

Year	Club	Affiliate	League	Finish	Playoffs
1986	Charleston	SD	South Atlantic	6th	
1987	Reno	SD	California	5th	
1988	Wichita	SD	Texas	8th	
1989	Wichita	SD	Texas	T-3rd	Lost League Finals
1990	Las Vegas	SD	Pacific Coast	10th	
1991	Rockford	MON	Midwest	--	
	Indianapolis	MON	American Association	4th	
1992	Indianapolis	MON	American Association	2nd	
1993	Chattanooga	CIN	Southern	4th	
1994	Chattanooga	CIN	Southern	6th	Lost in 1st round
1995	Harrisburg	MON	Eastern	10th	
1996	Harrisburg	MON	Eastern	4th	League Champs
1997	Ottawa	MON	International	10th	
1998	Ottawa	MON	International	10th	
1999	Syracuse	TOR	International	8th	
2000	Syracuse	TOR	International	-	
2004	Richmond	ATL	International	2nd	Lost League Finals
2005	Richmond	ATL	International	14th	
2007	Sarasota	CIN	Florida State	--	
	GCL Reds	CIN	Gulf Coast	--	
2008	GCL Reds	CIN	Gulf Coast	14th	
2009	GCL Reds	CIN	Gulf Coast	8th	
2010	Lynchburg	CIN	Carolina	7th	
2011	Billings	CIN	Pioneer	2nd	
2012	Billings	CIN	Pioneer	3rd	
2013	Billings	CIN	Pioneer	8th	
2014	Bakersfield	CIN	California	T-2nd	Lost in 2nd round
2015	Pensacola	CIN	Southern	8th	Lost in 1st round
2016	Pensacola	CIN	Southern	2nd	Lost in 1st round
2017	Pensacola	CIN	Southern	3rd	League Co-Champs
2018	Louisville	CIN	International	--	
2019	Chattanooga	CIN	Southern	8th	

TOTAL RECORD: 1,765-1,854

SETH ETHERTON

PITCHING COACH



BORN: 10/17/76 **Age:** 44
BIRTHPLACE: Laguna Beach, CA
RESIDES: Orange County, CA
MAJOR LEAGUE SERVICE: 2000, 03,
 05-06
BATTED/THREW: R/R
MLB Teams: ANA (2000), CIN (2003),
 OAK (2005), KCR (2006)

Seth Etherton is in his sixth season coaching in the Reds organization, his first at Class AAA. He also served as pitching coach in the Reds' system for Rookie Billings (2016-2017), Class A Dayton (2018-2019) and Class AA Chattanooga (2020). From 2013-2015, Seth was a Division I college pitching coach at the University of San Francisco. Before his coaching career, Etherton was the Angels' first-round draft pick in 1998 (18th overall) and went on to play in parts of 4 big league seasons with the Angels, Reds, A's and Royals. He also pitched in Mexico, Taiwan, Korea, Venezuela and the Dominican Republic before retiring in 2013. Etherton, 44, pitched at the University of Southern California. He lives in the Orange County, CA city of Monarch Beach with wife Summer and their 4 children.

ETHERTON'S COACHING STATISTICS

YEAR	CLUB	W	L	ERA	G	SV	IP	H	R	ER	BB	SO
2016	Billings (Rk)	41	31	4.41	75	19	661.1	663	385	324	270	613
2017	Billings (Rk)	36	39	4.80	76	15	670.2	703	424	358	319	656
2018	Dayton (A)	58	80	4.73	138	44	1205.0	1349	710	633	435	1094
2019	Dayton (A)	58	82	4.14	140	34	1214.1	1209	671	559	501	1196

ETHERTON'S PLAYING STATISTICS

YEAR	CLUB	Lev	Aff	W	L	ERA	G	GS	GF	CG	SHO	SV	IP	H	R	ER	HR	BB	SO	WHIP	
1998	Midland	AA	ANA	1	5	6.14	9	7	1	1	0	0	48.1	57	36	33	9	12	35	1.428	
1999	Edmonton	AAA	ANA	0	2	5.48	4	4	0	0	0	0	21.1	25	13	13	7	6	19	1.453	
1999	Erie	AA	ANA	10	10	3.27	24	24	0	4	1	0	167.2	153	72	61	14	43	153	1.169	
2000	ANA	MLB	ANA	5	1	5.52	11	11	0	0	0	0	60.1	68	38	37	16	22	32	1.492	
2000	Edmonton	AAA	ANA	3	2	4.01	9	9	0	0	0	0	58.1	60	30	26	6	19	50	1.354	
2002	Louisville	AAA	CIN	0	1	8.22	5	5	0	0	0	0	15.1	21	16	14	4	6	10	1.761	
2002	Chattanooga	AA	CIN	0	1	0.96	3	3	0	0	0	0	9.1	5	1	1	0	2	4	0.750	
2002	Norwich	AA	NYN	0	0	0.00	1	1	0	0	0	0	2.0	1	1	0	0	1	2	1.000	
2002	Dayton	A	CIN	0	0	0.00	1	1	0	0	0	0	1.0	1	0	0	0	0	2	1.000	
2003	CIN	MLB	CIN	2	4	6.90	7	7	0	0	0	0	30.0	39	23	23	4	15	17	1.800	
2003	Louisville	AAA	CIN	7	7	4.31	21	21	0	2	1	0	123.1	144	62	59	11	26	69	1.378	
2004	Louisville	AAA	CIN	5	6	3.47	19	19	0	3	1	0	111.2	107	45	43	13	32	110	1.245	
2004	Chattanooga	AA	CIN	4	1	1.98	7	7	0	0	0	0	41.0	31	12	9	2	9	46	0.976	
2005	OAK	MLB	OAK	1	1	6.62	3	3	0	0	0	0	17.2	16	13	13	4	5	10	1.189	
2005	Sacramento	AAA	OAK	7	7	2.72	20	19	1	0	0	0	112.1	93	44	34	11	30	99	1.095	
2006	KCR	MLB	KCR	1	1	9.39	2	2	0	0	0	0	7.2	10	9	8	3	6	4	2.087	
2006	Portland	AAA	SDP	2	2	4.38	9	9	0	0	0	0	49.1	48	25	24	8	14	49	1.257	
2006	Omaha	AAA	KCR	1	4	6.49	10	6	3	0	0	0	34.2	43	25	25	11	13	29	1.615	
2007	Albuquerque	AAA	FLA	0	2	7.88	2	2	0	0	0	0	8.0	17	12	7	5	4	4	2.625	
2007	Jupiter	A+	FLA	1	0	1.80	1	1	0	0	0	0	5.0	5	2	1	0	1	3	1.200	
2007	Kia	Fgn		2	2	4.22	6	6	0	0	0	0	32.0	28	16	15	8	12	24	1.250	
2008	Long Beach	Ind		1	0	1.93	2	2	0	0	0	0	9.1	5	2	2	0	1	16	0.643	
2009	Reno	AAA	ARI	11	8	5.04	28	26	2	0	0	0	160.2	189	96	90	27	40	118	1.425	
2010	Albuquerque	AAA	LAD	5	7	5.33	19	17	0	0	0	0	103.0	120	66	61	16	23	95	1.388	
2011	Quintana Roo	AAA		3	3	3.58	10	10	0	0	0	0	55.1	54	23	22	8	10	51	1.157	
2011	Uni-President	Fgn		3	2	2.50	10	10	0	0	0	0	54.0	49	20	15	3	4	44	0.981	
MLB TOTALS				9	7	6.30	23	23	0	0	0	0	0	115.2	133	83	81	27	48	63	1.565
MINORS TOTALS				57	65	4.20	192	181	7	10	3	0	0	1072.1	1120	558	501	144	281	897	1.306

ALEX PELAEZ HITTING COACH

BORN: 4/6/76 **Age:** 45
BIRTHPLACE: San Diego, CA
RESIDES: Chula Vista, CA
MAJOR LEAGUE SERVICE: 2002
BATTED/THREW: R/R
MLB Teams: SDP (2002)



Alex Pelaez is in his 13th season in the organization, his first as the hitting coach at Class AAA Louisville after spending the previous 4 years in that role at advanced Class A Daytona. In 2019, his Tortugas batters led the Florida State League in hitting. Prior to his time in Daytona, he spent 3 seasons as the hitting coach at Class AA Pensacola. From 2011-2013, Alex served as the hitting coach at Class A Daytona and in 2010 performed the same duties for the Rookie level Billings Mustangs. In 2009, his first season as a professional coach, he was the hitting instructor for the Rookie GCL Reds. Alex served as hitting coach for Team Mexico in the 2017 World Baseball Classic and in the 2016 WBC Qualifiers. A 1998 draft pick for San Diego out of San Diego State University, Pelaez went on to play 8 minor league seasons for the Padres, Angels and Reds. He made his Major League debut in 2002, appearing in 3 games for San Diego. The former infielder collected his first Major League hit on May 16, 2002 off the Mets' Al Leiter. Alex, 44, resides in Chula Vista, CA.

PELAEZ'S COACHING STATISTICS

Year	CLUB	Lev	BA	G	AB	R	H	2B	3B	HR	RBI	BB	SO	OBP	SLG
2009	GCL Reds	Rk	.243	55	1786	218	434	70	24	9	177	155	398	.307	.324
2010	Billings	Rk	.264	75	2544	374	672	117	31	32	320	250	597	.336	.372
2011	Dayton	A	.264	140	4636	696	1224	215	45	93	627	430	1144	.332	.390
2012	Dayton	A	.249	138	4675	598	1166	234	42	81	548	383	1026	.311	.369
2013	Dayton	A	.256	139	4685	614	1198	210	38	71	539	428	962	.323	.362
2014	Pensacola	AA	.251	140	4628	569	1163	228	30	101	529	467	1032	.319	.379
2015	Pensacola	AA	.242	138	4427	513	1071	216	35	80	483	507	1049	.325	.361
2016	Pensacola	AA	.240	140	4624	560	1111	212	25	89	496	456	1229	.316	.355
2017	Daytona	A+	.249	133	4482	498	1115	204	22	76	461	329	1123	.307	.355
2018	Daytona	A+	.252	135	4396	594	1107	193	31	99	538	457	1157	.330	.377
2019	Daytona	A+	.252	134	4474	548	1129	186	39	67	490	395	1067	.324	.356

PELAEZ'S PLAYING CAREER

Year	Tm	Lev	Aff	G	AB	R	H	2B	3B	HR	RBI	SB	CS	BB	SO	BA	OBP	SLG	
1998	Idaho Falls	Rk	SDP	63	262	52	89	17	1	8	51	3	1	29	32	.340	.405	.504	
1999	Las Vegas	AAA	SDP	5	13	1	4	0	0	0	0	0	0	0	2	.308	.308	.308	
1999	Rancho C	A+	SDP	117	443	62	132	21	4	4	54	7	3	35	53	.298	.349	.391	
2000	Las Vegas	AAA	SDP	34	108	13	27	3	0	1	15	0	0	4	20	.250	.281	.306	
2000	Mobile	AA	SDP	28	90	8	24	3	0	2	11	0	0	10	15	.267	.337	.367	
2000	Rancho C	A+	SDP	62	235	29	66	20	0	2	28	2	2	23	27	.281	.340	.391	
2001	Mobile	AA	SDP	114	416	44	117	22	1	10	53	2	0	32	52	.281	.332	.411	
2002	SDP	MLB	SDP	3	8	0	2	0	0	0	0	0	0	0	0	.250	.250	.250	
2002	Portland	AAA	SDP	112	411	47	127	31	1	11	64	0	1	20	40	.309	.339	.470	
2003	Portland	AAA	SDP	76	292	36	84	16	0	7	49	0	0	12	31	.288	.312	.414	
2004	Salt Lake	AAA	ANA	92	353	43	112	18	2	9	60	1	1	20	48	.317	.349	.456	
2005	Louisville	AAA	CIN	89	316	23	76	18	1	3	26	0	0	13	32	.241	.269	.332	
MLB TOTALS (1 season)				3	8	0	2	0	0	0	0	0	0	0	0	0	.250	.250	.250
MINORS TOTALS (8 seasons)				792	2939	358	858	169	10	57	411	15	8	198	352	.292	.335	.414	

KEVIN MAHAR

GAME PLANNING COACH

BORN: 11/21/62 **Age:** 56
BIRTHPLACE: Springfield, IL
RESIDES: St. Louis, MO
MAJOR LEAGUE SERVICE: 1983-1996
BATTED/THREW: R/R
HEIGHT: 5'10"
WEIGHT: 175



Kevin Mahar is in his eighth season in the Reds organization, his second straight assignment to the coaching staff at Class AAA Louisville. He spent the shortened 2020 season assigned to the Reds' alternate spring training site in Mason, OH. Kevin spent the previous 3 years (2017-2019) as Class A Dayton's bench coach. He returned to the Reds organization in 2017 after working in private business in 2016. Kevin served as Class A Daytona's hitting coach in 2015, a role he also held for Rookie level Billings in 2013 and 2014. The former outfielder in the Texas and Philadelphia organizations played in parts of 7 professional seasons, including 7 games in the Major Leagues for the Rangers in 2007. He collected his first big league hit on May 17, 2007 off Tampa Bay's Scott Kazmir. Mahar is a graduate of Indiana University and earned second-team All-Big Ten honors in 2004. He resides in Jasper, Indiana with wife Atalie and children Malik, Stella and Nash.


MAHAR'S PLAYING CAREER

Year	Tm	Lev	Aff	G	AB	R	H	2B	3B	HR	RBI	SB	CS	BB	SO	BA	OBP	SLG
2004	Spokane	A-	TEX	38	152	26	48	9	0	6	22	5	0	12	38	.316	.379	.493
2004	Rangers	Rk	TEX	27	100	20	28	5	1	5	18	7	1	9	28	.280	.348	.500
2005	Bakersfield	A+	TEX	110	447	98	141	27	4	17	63	17	10	47	109	.315	.396	.508
2006	Frisco	AA	TEX	127	505	82	135	38	2	20	82	13	7	33	110	.267	.319	.469
2007	TEX	MLB	TEX	7	18	2	3	1	0	0	1	0	0	0	7	.167	.167	.222
2007	Oklahoma	AAA	TEX	99	391	53	108	22	2	6	37	4	1	14	98	.276	.303	.389
2007	Frisco	AA	TEX	25	91	14	22	2	1	3	14	3	0	11	23	.242	.361	.385
2008	Clearwater	A+	PHI	35	113	17	32	2	2	2	13	2	0	19	35	.283	.386	.389
2008	Kansas City	Ind		56	222	40	66	13	0	9	27	15	1	20	28	.297	.357	.477
2009	Reading	AA	PHI	117	407	59	128	18	2	12	54	7	3	25	81	.314	.358	.457
2010	Reading	AA	PHI	116	364	50	95	16	2	13	53	6	4	43	90	.261	.342	.423
MLB TOTALS (1 season)				7	18	2	3	1	0	0	1	0	0	0	7	.167	.167	.222
MINORS TOTALS (7 seasons)				694	2570	419	737	139	16	84	356	64	26	213	612	.287	.349	.451

ADDITIONAL STAFF



Steve Gober
Athletic Trainer



Justin Bucko
Strength Coach

2021 BATS PLAYERS



Right-hander R.J. Alaniz joined the Cincinnati Reds' organization two months into the 2019 season and proved to be a consistent weapon out of the Bats' bullpen. The 29 year old whiffed 37 batters over 27.2 innings of work at the Triple-A level, good for a 10.1 strikeouts/per-9-innings pitched ratio.

ALANIZ, R.J. - RHP

AGE: 29; HT: 6-4; WT: 220; B/T: R/R

BORN: 6/14/91, McAllen TX. RESIDES: Alamo, TX.

ML SERVICE: 0.065

OBTAINED: Claimed off waivers from the Mariners, May 31, 2019.

CAREER HIGHLIGHTS

- Following the 2010 and 2011 seasons, his curve ball was rated by Baseball America the best in the Astros' minor league system.

2020 SEASON

- Spent most of the the shortened season at the alternate training site as part of the Reds' 60-player pool.
- From 9/15-9/17 spent 3 days on the Reds' 28-man roster but did not appear in a game.
- Was promoted on 9/15, when RHP José De León went on the 10-day injured list.
- Was optioned back to the alternate training site on 9/18, when 3B Eugenio Suárez was reinstated from the 3-day paternity list.
- Was part of the 40-man Postseason player pool, traveled with the team to its final series of the regular season at Min and to Atl for the Wild Card Series vs the Braves...did not make an appearance on the 28- man active playoff roster in either series.
- On 12/2 was non-tendered by the Reds.
- On 12/11 was re-signed to a minor league contract with an invitation to 2021 Major League spring training camp.

2019 SEASON

- Spent most of the season in Class AAA, where in 35 relief apps for Tacoma and Louisville he went 3-3, 4.02 with 6 saves in 10 chances (40.1ip, 43h, 18bb, 54k, 4hr).
- Began the season at Tacoma...on 5/31 was claimed off waivers from the Mariners and was optioned to Louisville, where he pitched until his 8/17 promotion to the Reds.
- From 4/12-4/21 made his Major League debut with 4 relief apps for Sea.
- From 8/17-9/28 made all 8 of his apps for the Reds.
- Threw scoreless 11th and 12th innings in the 4-2 win on 9/28 at Pit...recorded his first Major League victory and in his first plate appearance since high school produced an RBI-single off Alex McRae that gave the Reds their 4-2 lead...became the first Reds pitcher to produce a hit in his first career plate appearance since Josh Smith singled off Jeff Locke on 6/23/15 at Pit...became the first Reds pitcher with his first win and his first hit in the same game since Jon Moscot singled in a 5-2 win on 6/10/15 vs Phi.
- Threw more than 1.0 inning in 5 of his last 6 apps...including his stint with the Mariners, 4 times threw at least 2.0 innings, including a season-high 2.2 IP on 8/31/day at SitL.
- For the Reds, retired the first batter in all 8 of his relief apps and stranded 4 of 6 inherited runners.
- From 4/25-5/2 was on Tacoma's injured list with a right triceps strain.
- On 12/9 cleared waivers and was outrighted to Louisville.
- On 1/10/20 was invited to Major League spring training camp.

R.J. Alaniz Career Stats

YEAR	TEAM	LVL	AFF	W	L	ERA	G	GS	GF	CG	SHO	SV	IP	H	R	ER	HR	BB	SO	WHIP
2010	Greeneville	Rk	HOU	6	4	4.21	12	12	0	0	0	0	57.2	65	32	27	5	10	42	1.301
2011	Lexington	A	HOU	7	10	4.44	27	21	1	0	0	0	115.2	111	78	57	11	38	96	1.288
2012	Lancaster	A+	HOU	6	2	5.04	17	17	0	0	0	0	100.0	113	58	56	12	26	70	1.390
2013	Corpus Christi	AA	HOU	9	9	4.53	27	19	2	0	0	0	113.1	136	73	57	9	47	65	1.615
2014	Corpus Christi	AA	HOU	0	0	6.44	14	1	5	0	0	0	29.1	27	22	21	2	26	15	1.807
2014	Astros	Rk	HOU	1	1	6.94	3	3	0	0	0	0	11.2	23	15	9	0	2	7	2.143
2015	Corpus Christi	AA	HOU	6	4	4.55	14	5	4	0	0	0	57.1	69	32	29	2	23	25	1.605
2016	Toledo	AAA	DET	0	1	2.52	18	0	5	0	0	0	25.0	22	8	7	0	11	25	1.320
2016	Erie	AA	DET	4	3	2.77	34	0	15	0	0	4	48.2	50	17	15	1	18	49	1.397
2017	Toledo	AAA	DET	1	2	4.25	20	3	1	0	0	0	36.0	43	21	17	5	21	40	1.778
2017	Erie	AA	DET	2	1	2.10	23	2	11	0	0	3	34.1	29	13	8	3	8	36	1.078
2018	Durham	AAA	TBR	1	3	4.00	20	0	12	0	0	3	27.0	27	15	12	1	8	35	1.296
2018	Montgomery	AA	TBR	2	1	2.84	9	0	6	0	0	1	12.2	7	5	4	0	7	13	1.105
2018	Charlotte	A+	TBR	0	0	0.00	1	0	1	0	0	0	2.0	0	0	0	0	1	4	0.500
2018	Rays	Rk	TBR	0	0	0.00	1	0	0	0	0	0	1.0	0	0	0	0	0	1	0.000
2019	CIN	MLB	CIN	1	0	5.40	8	0	3	0	0	0	11.2	8	7	7	0	4	7	1.029
2019	SEA	MLB	SEA	0	0	20.25	4	0	1	0	0	0	4.0	11	10	9	3	3	6	3.500
2019	Louisville	AAA	CIN	1	2	2.93	25	0	16	0	0	4	27.2	25	11	9	1	11	31	1.301
2019	Tacoma	AAA	SEA	2	1	6.39	10	0	6	0	0	2	12.2	18	10	9	3	7	23	1.974
MLB (1 season)				1	0	9.19	12	0	4	0	0	0	15.2	19	17	16	3	7	13	1.660
Minors (10 seasons)				48	44	4.26	275	83	85	0	0	17	712.0	765	410	337	55	264	577	1.445

CROOK, Narciso - OF**AGE:** 25; **HT:** 6-3; **WT:** 220; **B/T:** R/R**BORN:** 7/12/95, Nagua, DR. **RESIDES:** Ewing, NJ.**ML SERVICE:** 0.000**OBTAINED:** Selected in the 23rd round of the 2013 First-Year Player Draft.**CAREER HIGHLIGHTS**

- Was the Reds' Minor League Player of the Month for July and International League Player of the Week for 7/14-7/20/19.
- During the 2019 and 2020 off-seasons played for Lacey in the Dominican Winter League (.29g, .176, 1 2b, 3hr, 13rbi, 3sb)
- Following the 2018 season was 1 of 10 Reds minor leaguers to attend a leadership training program at West Point.

2020 SEASON

- Following the season became a minor league free agent but was re-signed by the Reds to a minor league contract.
- Played for Lacey in the Dominican Winter League (.14g, .226, 3hr, 10rbi, 2sb, .850ops).

2019 SEASON

- Led all Reds minor leaguers with 8 triples.
- Played for Lacey in the Dominican Winter League (.15g, .140, 1 2b, 3rbi, 1sb).

PERSONAL

- Attended Trenton (NJ) Central High School...played at Gloucester County College, now known as Rowan College of South Jersey, where in one game he went 5-for-6 with 4 HR and 7 RBI...Step-father is former NFL wide receiver Alvis Darby....Is a cousin to former Major League catcher Angel Pena....Participated in the 2020 Reds Caravan.

Narciso Crook Career Stats

YEAR	TEAM	LVL	AFF	G	AB	R	H	2B	3B	HR	RBI	SB	CS	BB	SO	BA	OBP	SLG
2014	Reds	Rk	CIN	42	149	27	38	9	2	4	20	12	1	13	45	.255	.313	.423
2015	Dayton	A	CIN	105	381	42	90	19	5	9	47	13	3	15	103	.236	.270	.383
2016	Dayton	A	CIN	23	82	12	20	4	0	3	7	2	1	6	23	.244	.311	.402
2017	Daytona	A+	CIN	36	136	8	29	6	1	4	17	3	2	10	41	.213	.275	.360
2018	Pensacola	AA	CIN	63	161	18	46	5	2	2	22	4	4	18	41	.286	.362	.379
2018	Daytona	A+	CIN	15	48	5	10	2	1	1	3	1	1	3	11	.208	.296	.354
2018	Dayton	A	CIN	25	80	11	21	10	1	3	19	3	0	9	27	.263	.337	.525
2019	Louisville	AAA	CIN	84	275	38	75	16	6	10	35	9	2	19	84	.273	.329	.484
2019	Chattanooga	AA	CIN	24	71	11	21	6	2	0	6	1	1	5	18	.296	.342	.437
Minors (6 seasons)				417	1383	172	350	77	20	36	176	48	15	98	393	.253	.309	.416

CUTHBERT, Cheslor - INF

AGE: 28; HT: 6-1; WT: 205; B/T: R/R

BORN: 11/16/92, Corn Island, Nicaragua. RESIDES: Managua, Nicaragua.

ML SERVICE: 4.019

OBTAINED: Signed to a minor league contract with an invitation to 2021 MLB Spring Training, December 8, 2020.

CAREER HIGHLIGHTS

- Was on Opening Day rosters in 2017 (KC) and 2020 (WSox).
- Joined Hou's Yuli Gurriel as the only players in the Major Leagues in 2019 to make at least 35 starts at both 1B (39) and 3B (36).
- On 7/15/19 for KC vs WSox became only the fourth player born in Nicaragua to reach 100 career RBI (Marvin Benard, David Green, Everth Cabrera).
- In 2016 ranked among the American League rookie leaders in batting average (1st), doubles (1st), multi-hit games (T1st), hits (2nd) and RBI (4th)...his 123 starts at 3B were fourth-most by a Royals rookie at that position, behind only Kevin Seitzer (139 in 1987), Alex Gordon (129 in 2007) and George Brett (128 in 1974).
- Was Royals Player of the Month for July 2016.
- Made his Major League debut on 7/7/15 vs TB and singled off Matt Moore for his first hit.
- Hit his first career home run on 9/2/15 vs Det (2-run off Guido Knudson).
- Played for the World Team in the 2015 SiriusXM All-Star Futures Game at Great American Ball Park.
- In 2014 was an MiLB.com Royals Organization All-Star.
- Twice was a mid-season All-Star (2014 Texas League, 2015 Pacific Coast League).
- Twice was a Texas League Player of the Week (8/20-8/26, 2013 & 6/17-6/23, 2014).
- Played for Team Nicaragua in the 2013 World Baseball Classic qualifier.
- Missed most of the 2018 season with a lower back strain

2020 SEASON

- Made the White Sox' Opening Day roster as a non-roster invitee to Major League spring training camp.
- On 7/23 was promoted from Chi's Schaumburg alternate training site...the day after his only appearance, as a pinch hitter on 7/26 vs Min, was designated for assignment...on 7/29 was outrighted to the alternate training site.
- Was promoted again on 8/15...didn't appear in a game before he was designated for assignment on 8/19...2 days later was outrighted to the alternate training site and spent the rest of the season there.
- Became a free agent following the season.
- On 12/8 was signed by the Reds to a minor league contract with an invitation to 2021 Major League spring training camp.

PERSONAL

- Attended Colegio Bautista de Managua, Nicaragua.

Cheslor Cuthbert Career Stats

YEAR	TEAM	LVL	AFF	G	AB	R	H	2B	3B	HR	RBI	SB	CS	BB	SO	BA	OBP	SLG
2010	Royals	Rk	KCR	18	68	14	18	3	2	1	5	1	1	6	19	.265	.342	.412
2010	Idaho Falls	Rk	KCR	14	60	10	14	4	1	2	10	1	0	3	16	.233	.281	.433
2011	Kane County	A	KCR	81	300	33	80	13	1	8	51	2	0	36	65	.267	.345	.397
2012	Wilmington	A+	KCR	124	475	47	114	18	0	7	59	6	3	37	80	.240	.296	.322
2013	NW Arkansas	AA	KCR	64	237	25	51	16	0	6	28	5	2	20	51	.215	.279	.359
2013	Wilmington	A+	KCR	60	225	32	63	21	2	2	31	1	2	27	37	.280	.354	.418
2014	Omaha	AAA	KCR	25	91	12	24	5	0	2	16	1	1	9	12	.264	.330	.385
2014	NW Arkansas	AA	KCR	96	355	35	98	19	1	10	48	9	3	36	67	.276	.342	.420
2015	KCR	MLB	KCR	19	46	6	10	2	1	1	8	0	0	4	9	.217	.280	.370
2015	Omaha	AAA	KCR	104	397	55	110	22	1	11	51	5	2	37	60	.277	.339	.421
2016	KCR	MLB	KCR	128	475	49	130	28	1	12	46	2	0	32	96	.274	.318	.413
2016	Omaha	AAA	KCR	24	93	15	31	4	1	7	28	0	1	11	14	.333	.402	.624
2017	KCR	MLB	KCR	58	143	10	33	7	0	2	18	0	0	9	39	.231	.275	.322
2017	Omaha	AAA	KCR	15	59	10	16	3	1	4	9	0	0	7	11	.271	.353	.559
2018	KCR	MLB	KCR	30	103	11	20	2	0	3	7	0	1	11	23	.194	.282	.301
2018	Omaha	AAA	KCR	6	17	2	4	1	0	1	4	0	0	1	5	.235	.263	.471
2019	KCR	MLB	KCR	87	309	24	76	14	0	9	40	1	0	19	67	.246	.294	.379
2019	Omaha	AAA	KCR	51	197	25	61	17	1	8	35	0	0	17	46	.310	.370	.528
2020	CHW	MLB	CHW	1	1	0	0	0	0	0	0	0	0	0	0	.000	.000	.000
MLB (6 seasons)				323	1077	100	269	53	2	27	119	3	1	75	234	.250	.300	.378
Minors (10 seasons)				682	2574	315	684	146	11	69	375	31	15	247	483	.266	.331	.411

DELMONICO, Nicky - OF

AGE: 28; HT: 6-3; WT: 230; B/T: L/R

BORN: 7/2/92, Knoxville, TN. RESIDES: Surprise, AZ.

ML SERVICE: 1.134

OBTAINED: Signed to a minor league contract with an invitation to 2021 MLB spring training, February 3, 2021.

CAREER HIGHLIGHTS

- Has made 2 career Opening Day starts, both for the White Sox (2018 at KC in LF, 2020 vs Min in RF).
- In 2017 reached base safely in each of the first 13 games of his Major League career (8/1-8/16), a White Sox record...during that streak hit .396 (3 HR, 8 RBI, .463obp, .625slg)...joined Craig Wilson (1998) as the only White Sox batters since at least 1913 to register three 3-hit efforts in their first 13 career games.
- Hit 6 HR in his first 19 career games, the fastest player in White Sox history to reach that 6-homer mark.
- On 8/3/17 at Fenway Park hit his first career home run, a 3-run shot off reigning American League Cy Young Award winner Rick Porcello.
- In the 6-4 win on 5/2/19 vs Red Sox hit a 3-run, walkoff HR off Ryan Brasier...was the first walkoff homer vs the Red Sox in the history of Chi's Guaranteed Rate Field.
- On 5/30/19 had season-ending surgery to repair the torn labrum in his left shoulder.
- Entered the 2014 season rated by MLB.com the sixth-best prospect in the Brewers' organization.

2020 SEASON

- Was the White Sox' Opening Day starting right fielder.
- Made all 6 of his apps, including 4 starts in RF and 2 starts in LF, from 7/24-8/2 before he was optioned to the alternate training site at Schaumburg.
- Was on the White Sox' roster again from 8/20-8/21 but did not play.
- On 8/28, following the acquisition of OF Jarrod Dyson from the Pirates, was designated for assignment...4 days later was outrighted off the roster and assigned again to the alternate training site...spent the rest of the season there.
- Following the season became a minor league free agent.
- On 2/3/21 was signed by the Reds to a minor league contract and was invited to 2021 Major League spring training camp.

PERSONAL

- In 2011 graduated from Farragut High School in Knoxville, TN...played on 4 state championship teams and as a junior in 2010 hit a walkoff HR in the title game...played 3 years for Team USA (2008-2010) and won a pair of gold medals (2008, 2009)...became the first player in Team USA history to wear on his jersey a "C" for captain...before he was drafted by the Orioles had committed to the University of Georgia...his brother, Tony, was a catcher in the Dodgers organization...his brother, Joey, was a catcher at the University of Georgia...his father, Rod, was the head baseball coach at the University of Tennessee for 18 seasons (1990-2007) and managed Team Netherlands in the 2009 World Baseball Classic.

Nicky Delmonico Career Stats

YEAR	TEAM	LVL	AFF	G	AB	R	H	2B	3B	HR	RBI	SB	CS	BB	SO	BA	OBP	SLG
2012	Delmarva	A	BAL	95	338	49	84	22	0	11	54	8	1	47	73	.249	.351	.411
2013	Frederick	A+	BAL	61	226	33	55	12	0	13	30	5	1	36	59	.243	.350	.469
2013	Brevard County	A+	MIL	21	72	8	14	4	1	0	9	2	1	12	21	.194	.333	.278
2014	Brevard County	A+	MIL	37	141	11	37	8	0	4	15	2	2	7	34	.262	.300	.404
2015	Birmingham	AA	CHW	62	223	26	53	24	0	3	26	2	1	25	52	.238	.313	.386
2015	Kannapolis	A	CHW	5	20	4	8	1	1	1	8	0	0	1	4	.400	.409	.700
2016	Charlotte	AAA	CHW	72	260	32	64	16	0	7	30	2	0	29	74	.246	.320	.388
2016	Birmingham	AA	CHW	38	142	25	48	14	2	10	31	1	0	13	33	.338	.397	.676
2017	CHW	MLB	CHW	43	141	25	37	4	0	9	23	2	0	23	31	.262	.373	.482
2017	Charlotte	AAA	CHW	99	378	55	99	18	3	12	45	4	2	46	73	.262	.347	.421
2018	CHW	MLB	CHW	88	284	31	61	11	5	8	25	1	2	27	80	.215	.296	.373
2018	Charlotte	AAA	CHW	5	20	3	8	4	0	0	2	0	0	4	4	.400	.500	.600
2018	Birmingham	AA	CHW	5	15	1	3	0	0	0	0	0	0	1	3	.200	.250	.200
2019	CHW	MLB	CHW	21	63	6	13	2	0	1	6	0	1	4	25	.206	.265	.286
2019	Charlotte	AAA	CHW	17	63	13	18	7	0	3	10	1	0	10	12	.286	.382	.540
2020	CHW	MLB	CHW	6	20	0	3	0	0	0	3	0	0	2	2	.150	.227	.150
MLB (4 seasons)		MLB		158	508	62	114	17	5	18	57	3	3	56	138	.224	.312	.384
Minors (8 seasons)		Minors		517	1898	260	491	130	7	64	260	27	8	231	442	.259	.343	.436

FINNEGAN, Brandon - LHP

AGE: 27; HT: 5-11; WT: 216; B/T: L/L

BORN: 4/14/93, Fort Worth, TX. RESIDES: Fort Worth, TX.

ML SERVICE: 2.150

OBTAINED: From the Royals (w/LHP John Lamb & LHP Cody Reed, for RHP Johnny Cueto; 7/26/15)

CAREER HIGHLIGHTS

- As Kansas City's top pick in the June 2014 first-year player draft was selected 17th overall
- Was scouted and signed by Chad Lee
- When promoted in September 2014 became just the third Royals draft pick to debut in the same season he was selected, joining Bo Jackson (4th round, 1986) and Jeff Granger (1st round, 1993).
- Is the only player ever to appear in the NCAA College World Series and Major League Baseball's World Series in the same year.
- Made 7 Postseason relief apps during the Royals' run to the 2014 American League championship, including 2 apps in the World Series vs the eventual champion Giants.

2020 SEASON

- Attended minor league spring training camp in Goodyear.
- On 8/7 was added to the Reds' 60-player pool roster and spent the rest of Summer Camp at the alternate training site.
- Was not on the Reds' 40-player Postseason roster.

2019 SEASON

- Made all of his pitching apps for Class AA Chattanooga.
- On Opening Day was designated for assignment, along with RHP Matt Wisler, to make room on the 40-man roster for IF/OF Derek Dietrich and SS José Iglesias.
- On 4/2 cleared waivers and was outrighted to Chattanooga, then was transferred to Rookie Billings.
- On 6/13 was transferred to Class AAA Louisville's roster but did not appear in a game for the Bats.
- On 7/25 was transferred to Chattanooga, where he spent the rest of the season.
- Assigned to 2020 minor league spring training camp but made 5 relief apps in exhibition "A" games for the Reds

PERSONAL

- Earned 3 varsity letters in baseball at Southwest High School in Fort Worth, Texas, where he was All-State as a senior and All-District twice....Played 3 years at Texas Christian University, where he went 4-5, 3.47 as a freshman and was honorable mention All-Big 12 as a sophomore (3.14er, 86k in 16g)....In his junior season in 2014, went 9-3, 2.04 to help lead the Horned Frogs to the NCAA College World Series; that year ranked third in Division I with 134 strikeouts and was named All-America by most baseball publications/organizations....Played for the 2013 USA Baseball national collegiate team....His older brother, Jonathan, played baseball at Western Texas College; His father, Gary, played baseball at TCU.

Brandon Finnegan Career Stats

YEAR	TEAM	LVL	AFF	W	L	ERA	G	GS	GF	CG	SHO	SV	IP	H	R	ER	HR	BB	SO	WHIP
2014	KCR	MLB	KCR	0	1	1.29	7	0	1	0	0	0	7.0	6	1	1	0	1	10	1.000
2014	NW Arkansas	AA	KCR	0	3	2.25	8	0	3	0	0	0	12.0	15	9	3	2	2	13	1.417
2014	Wilmington	A+	KCR	0	1	0.60	5	5	0	0	0	0	15.0	5	1	1	1	2	13	0.467
2015	KCR	MLB	KCR	3	0	2.96	14	0	3	0	0	0	24.1	16	8	8	3	13	21	1.192
2015	CIN	MLB	CIN	2	2	4.18	6	4	0	0	0	0	23.2	21	11	11	5	8	24	1.225
2015	Louisville	AAA	CIN	0	3	6.23	8	8	0	0	0	0	30.1	31	22	21	3	17	30	1.582
2015	Omaha	AAA	KCR	0	2	7.07	6	4	0	0	0	0	14.0	17	12	11	1	7	19	1.714
2015	NW Arkansas	AA	KCR	0	1	2.77	5	3	1	0	0	1	13.0	10	9	4	1	12	13	1.692
2016	CIN	MLB	CIN	10	11	3.98	31	31	0	1	0	0	172.0	150	86	76	29	84	145	1.360
2017	CIN	MLB	CIN	1	1	4.15	4	4	0	0	0	0	13.0	9	6	6	1	13	16	1.692
2017	Louisville	AAA	CIN	0	0	7.20	1	1	0	0	0	0	5.0	4	4	4	2	2	5	1.200
2017	Pensacola	AA	CIN	0	0	0.00	2	2	0	0	0	0	7.0	2	0	0	0	1	5	0.429
2018	CIN	MLB	CIN	0	3	7.40	5	5	0	0	0	0	20.2	27	20	17	5	15	14	2.032
2018	Louisville	AAA	CIN	2	10	7.05	28	9	2	0	0	0	67.2	90	65	53	10	40	57	1.921
2019	Chattanooga	AA	CIN	1	0	6.60	13	0	3	0	0	0	15.0	14	11	11	1	10	17	1.600
MLB (5 seasons)				16	18	4.11	67	44	4	1	0	0	260.2	229	132	119	43	134	230	1.393
Minors (5 seasons)				3	20	5.43	76	32	9	0	0	1	179.0	188	133	108	21	93	172	1.570

FREEMAN, Mike - INF

AGE: 33; HT: 6-0; WT: 195; B/T: L/R

BORN: 8/4/87, Orlando, FL. RESIDES: Greenville, SC.

ML SERVICE: 2.111

OBTAINED: From the Indians for cash considerations, March 12, 2021.

CAREER HIGHLIGHTS

- Selected by the Cubs, 9/22/18 after spending the entire season in the minors; Appeared in one game for the Cubs on 9/26 vs. Pittsburgh.
- Appeared with six teams in 2017, playing for both the Triple-A and MLB clubs in the Seattle, Los Angeles (N.L.) and Cubs organizations.
- Hit his first-career MLB homer 4/12/17 vs. Houston while with Seattle (off Mike Fiers).
- Made his first-career pitching appearance with Seattle on 5/20/17 vs. the White Sox..
- Made MLB debut on 7/17/16 with Arizona, batting .227 (5-for-22) with one run, double and RBI in 21 games with Arizona (8 games) and Seattle (13 games).
- Collected first MLB hit (single off Matt Shoemaker) and RBI in his Mariners debut, 8/7/16 vs. the Angels.
- Ranked tied for sixth in the Southern League in stolen bases in 2013.
- Led the California League in hits and games played (135), while ranking sixth in runs scored (91) and seven in steals in 2012.

2020 SEASON

- Spent season with Cleveland, his second in the organization.
- Appeared in games across five different positions
- Despite making starts at four positions (2B, SS, 3B, LF) he was limited to 43 plate appearances over the brief 60-game season.
- Only made 4 starts after August 12; Made 8 starts on the year.

2019 SEASON

- Spent virtually the entire season in Cleveland, posting a season OPS of .752 with an OBP of .362.
- Opened year on Columbus roster, posting a 1.008 OPS over 9 games (5-for-24, 3HR, 3 RBI, 9 BB)...
- Appeared in just 5 games his spring as a non-roster invitee (debut did not come until 3/9 due to right knee soreness from 2018 surgery).
- Promoted from AAA Columbus on 4/16 and spent the remainder of the season on the Major League roster.
- Entered the year with one Major League homer and finished the campaign with 5 career home runs.
- Posted an .801 OPS vs. left-handed pitching and a .729 OPS vs. RHP.
- Tossed 2.0 innings in relief on 6/29 at Baltimore (2.0IP, 2H, 2R/ER), his second career pitching appearance in a 13-0 loss... Set single-game highs in doubles, runs, hits and RBI after going 3-for-4 with 2 2B on 8/18 at NYY

PERSONAL

- Wife, Caroline... Daughter, Savannah, son, Barrett...Attended the University of Georgia and Clemson University ...Graduated from Clemson University after being named 2010 All-ACC Second-Team....Played for Brewster in the Cape Cod League in 2008 and earned the league's citizenship award... Also garnered All-Academic ACC honors from 2008-10... 2006 graduate of Edgewater (Orlando, Fla.) High School...Hobbies include hunting, reading, watching football and playing golf...Grew up an Atlanta Braves fan, Jeff Blauser and Chipper Jones being his favorite players...Also enjoyed watching Brian Roberts and Omar Vizquel...2020 Tribe Fest participant...Made regular community visits to the Cleveland APL and greeted fans at the gates on multiple occasions.

Mike Freeman Career Stats

YEAR	TEAM	LVL	AFF	G	AB	R	H	2B	3B	HR	RBI	SB	CS	BB	SO	BA	OBP	SLG	
2010	Yakima	A-	ARI	53	189	39	63	9	1	1	23	20	3	24	29	.333	.403	.407	
2011	South Bend	A	ARI	70	257	35	67	15	2	0	27	16	2	27	39	.261	.330	.335	
2012	Visalia	A+	ARI	135	537	91	166	24	5	3	59	30	4	60	88	.309	.377	.389	
2013	Mobile	AA	ARI	131	454	61	112	20	0	1	40	29	10	65	84	.247	.345	.297	
2014	Reno	AAA	ARI	71	218	37	67	11	7	1	25	6	0	21	25	.307	.365	.436	
2014	Mobile	AA	ARI	52	196	27	42	7	3	5	16	7	1	20	41	.214	.292	.357	
2015	Reno	AAA	ARI	113	398	79	126	23	5	3	41	10	0	34	51	.317	.371	.422	
2015	Hillsboro	A-	ARI	3	10	1	2	1	0	0	0	0	0	1	2	.200	.273	.300	
2016	SEA	MLB	SEA	13	13	1	5	1	0	0	1	0	0	2	.385	.385	.462		
2016	ARI	MLB	ARI	8	9	0	0	0	0	0	0	0	0	2	5	.000	.182	.000	
2016	Reno	AAA	ARI	88	341	56	108	17	6	1	24	11	1	38	75	.317	.387	.411	
2016	Tacoma	AAA	SEA	26	105	15	32	6	0	3	15	1	0	13	19	.305	.378	.448	
2017	SEA	MLB	SEA	16	30	3	2	0	0	1	1	0	0	4	9	.067	.176	.167	
2017	LAD	MLB	LAD	4	5	0	0	0	0	0	0	0	0	0	2	.000	.000	.000	
2017	CHC	MLB	CHC	15	25	3	4	2	0	0	0	0	0	2	8	.160	.222	.240	
2017	Tacoma	AAA	SEA	16	60	12	21	3	1	1	9	2	0	7	10	.350	.418	.483	
2017	Oklahoma City	AAA	LAD	41	121	17	37	4	2	0	16	5	0	13	31	.306	.384	.372	
2017	Iowa	AAA	CHC	23	77	10	21	3	0	2	6	3	0	7	19	.273	.345	.390	
2018	CHC	MLB	CHC	1	0	0	0	0	0	0	0	0	0	0	0	-	-	-	
2018	Iowa	AAA	CHC	78	303	51	83	15	2	6	38	6	6	25	66	.274	.330	.396	
2018	Cubs 1	Rk	CHC	4	13	1	4	2	0	0	5	0	0	4	.308	.357	.462		
2019	CLE	MLB	CLE	75	177	27	49	8	0	4	24	1	2	22	61	.277	.362	.390	
2019	Columbus	AAA	CLE	9	24	6	5	0	0	3	3	1	0	9	7	.208	.424	.583	
2020	CLE	MLB	CLE	24	38	5	9	3	0	0	3	0	0	3	11	.237	.302	.316	
MLB (5 seasons)					156	297	39	69	14	0	5	29	1	2	33	98	.232	.315	.330
Minors (10 seasons)					913	3303	538	956	160	34	30	347	147	27	364	590	.289	.361	.386

FRIEDL, TJ - OF**AGE:** 25; **HT:** 5-10; **WT:** 180; **B/T:** L/L**BORN:** 8/14/95, Sewickley, PA. **RESIDES:** Las Vegas, NV.**ML SERVICE:** 0.000**OBTAINED:** Signed as a non-drafted free agent on 8/4/16.**CAREER HIGHLIGHTS**

- His strike zone discipline is rated by Baseball America the best among Reds minor leaguers.
- Entered the 2021 season rated by Baseball America the 22nd-best prospect in the organization.
- Following an injury-plagued 2019 season, entered the 2020 campaign rated by MLB.com the 20th-best prospect in the organization.
- Entered the 2019 season rated by Baseball America the 13th-best prospect in the organization.
- In 2018 was the Reds' Minor League Hitter of the Year, a mid-season Florida State League All-Star and rated by MLB Pipeline the 15th-best prospect in the organization.
- His strike zone judgment was rated by Baseball America the best in the Florida State League in 2017.
- In 2017 was a mid-season Midwest League All-Star and rated among the best prospects in the organization by Baseball America (17th) and MLB.com (15th).
- In 2016 was a MiLB.com Reds Organization All-Star and rated by Baseball America the best defensive outfielder in the organization
- In his professional debut, on 8/5/16 for Billings vs Ogden, went 3-for-3 with 2 home runs.
- In November 2017 attended the Reds' leadership training program at West Point.
- In the August following his redshirt sophomore season at the University of Nevada, was signed by Reds scout Rex De La Nuez as an undrafted free agent.

2020 SEASON

- Attended minor league spring training camp in Goodyear
- On 8/7 was added to the Reds' 60-player pool roster and spent the rest of Summer Camp at the alternate training site (was not on the Reds' 40-player Postseason roster).

2019 SEASON

- Was a non-roster invitee to Major League spring training camp, his first (16g, .278).
- Spent the regular season at Class AA Chattanooga, where he made 65 apps around 3 separate stints on the 7-day injured list with a right rotator cuff strain (4/29-5/6), right ankle sprain (6/24-6/30) and right ankle tendinitis (7/2-remainder of the season).
- Suffered the right shoulder injury in April while sliding.
- The right ankle injury led to surgery on 7/18 to repair the torn peroneal tendon.
- Entered the season rated by Baseball America the 13th-best prospect in the organization.
- Was assigned to 2020 minor league spring training camp but made 4 apps in exhibition "A" games for the Reds.

PERSONAL

- Graduated from Foothill High School in Pleasonton, California, where he lettered in baseball and basketball... played baseball at the University of Nevada, where as a redshirt sophomore in 2016 he was named to the All-Mountain West first team...his .401 batting average over 58 apps that season was eighth-best in Wolf Pack history and 11th-best in the nation...was a member of the 2016 USA Baseball Collegiate National Team...Is second cousins with Kentucky basketball head coach John Calipari... his uncle, Jim Friedl, played quarterback at the University of Pittsburgh.

TJ Friedl Career Stats

YEAR	TEAM	LVL	AFF	G	AB	R	H	2B	3B	HR	RBI	SB	CS	BB	SO	BA	OBP	SLG
2016	Billings	Rk	CIN	29	121	24	42	11	2	3	17	7	2	13	25	.347	.423	.545
2017	Daytona	A+	CIN	48	179	15	46	6	2	2	13	2	1	10	39	.257	.313	.346
2017	Dayton	A	CIN	66	250	47	71	20	6	5	25	14	8	29	46	.284	.378	.472
2018	Pensacola	AA	CIN	67	261	47	72	10	3	2	16	19	5	28	56	.276	.359	.360
2018	Daytona	A+	CIN	64	228	40	67	10	4	3	35	11	4	38	44	.294	.405	.412
2019	Chattanooga	AA	CIN	65	226	38	53	11	4	5	28	13	4	29	50	.235	.347	.385
Minors (4 seasons)				339	1265	211	351	68	21	20	134	66	24	147	260	.277	.369	.412

GALE, Rocky - C

AGE: 33; HT: 6-1; WT: 185; B/T: R/R

BORN: 2/22/88, Portland, OR. RESIDES: Phoenix, AZ.

ML SERVICE: 0.101

OBTAINED: Signed to a minor league contract and invited to 2021 MLB spring training, January 8, 2021.

CAREER HIGHLIGHTS

- Is participating in his eighth consecutive Major League spring training camp, including 4 with the Padres (2014-2017) and 3 with the Dodgers (2018-2020).
- In 2018 was a mid-season Pacific Coast League All-Star.
- In 2015 was a MiLB.com Padres Organization All-Star.
- Made his Major League as a pinch hitter on 9/6/15 in the Padres' 5-1 loss vs the Dodgers.
- Collected his first career hit on 9/20/15 vs Mil, a single off Corey Knebel at Miller Park.
- Produced his only Major League home run and RBI on 9/20/17 vs Ari, a 2-run shot off Robbie Ray that tied the game (13-7 loss).
- Made 1 career appearance against the Reds...in the 6-1 win on 4/16/19 at Dodger Stadium started behind the plate and finished 1-for-4.
- Spent most of his minor league career as a catcher, throwing out 35% of base runners attempting to steal (156-446)...also made 7 minor league apps at 3B, 3 apps at 2B and 3 minor league apps as a pitcher.
- Following the 2014 season played for the Adelaide Bite in the Australian Baseball League.

2020 SEASON

- Spent the season at the Dodgers' alternate training site as part of their 60-player Summer Camp roster.
- Became a free agent following the season.
- On 1/8/21 was signed by the Reds to a minor league contract with an invitation to 2021 Major League spring training camp.

PERSONAL

- Is the son of current Giants scout and former Astros scout Paul Gale...attended North Salem (OR) High School, where in 2006 he was named first team All-State and first team AllValley Conference...attended the University of Portland, where as a senior he was named first team All-West Coast Conference after hitting .347 with 2 HR and 16 RBI.

Rocky Gale Career Stats

YEAR	TEAM	LVL	AFF	G	AB	R	H	2B	3B	HR	RBI	SB	CS	BB	SO	BA	OBP	SLG
2010	Eugene	A-	SDP	43	161	16	47	5	0	0	16	2	2	7	29	.292	.325	.323
2011	Tucson	AAA	SDP	4	12	1	3	0	1	0	2	0	0	0	1	.250	.250	.417
2011	San Antonio	AA	SDP	7	23	1	1	1	0	0	1	0	0	0	3	.043	.043	.087
2011	Lake Elsinore	A+	SDP	27	71	7	10	1	0	0	10	0	1	7	12	.141	.235	.155
2011	Fort Wayne	A	SDP	26	90	9	24	3	0	1	13	0	1	6	23	.267	.310	.333
2012	Tucson	AAA	SDP	41	123	12	21	6	0	0	11	0	0	6	22	.171	.209	.220
2012	San Antonio	AA	SDP	3	5	0	1	0	0	0	0	0	0	0	1	.200	.200	.200
2012	Lake Elsinore	A+	SDP	14	50	3	9	1	0	1	6	1	0	1	8	.180	.196	.260
2013	Tucson	AAA	SDP	8	20	1	4	1	0	0	2	0	0	0	2	.200	.200	.250
2013	San Antonio	AA	SDP	62	207	15	51	5	0	1	22	0	4	10	19	.246	.285	.285
2014	El Paso	AAA	SDP	77	228	21	69	12	0	0	35	1	0	10	33	.303	.328	.355
2015	SDP	MLB	SDP	11	10	0	1	0	0	0	0	0	0	0	1	.100	.100	.100
2015	El Paso	AAA	SDP	102	322	34	99	16	4	1	39	1	1	17	59	.307	.349	.391
2016	El Paso	AAA	SDP	44	144	16	40	2	0	3	14	0	0	5	19	.278	.318	.354
2016	San Antonio	AA	SDP	63	210	21	46	8	1	2	20	1	0	29	38	.219	.322	.295
2017	SDP	MLB	SDP	3	10	1	1	0	0	1	2	0	0	0	2	.100	.100	.400
2017	El Paso	AAA	SDP	103	342	43	95	20	2	2	37	0	0	24	55	.278	.328	.365
2018	LAD	MLB	LAD	3	2	0	0	0	0	0	0	0	0	0	1	.000	.000	.000
2018	Oklahoma City	AAA	LAD	85	295	24	83	14	2	4	34	1	2	12	50	.281	.305	.383
2019	LAD	MLB	LAD	5	15	1	2	0	0	0	0	0	0	0	7	.133	.133	.133
2019	Oklahoma City	AAA	LAD	30	100	12	25	4	1	2	14	1	0	7	24	.250	.303	.370
2019	Durham	AAA	TBR	17	62	6	20	2	0	0	6	0	0	2	9	.323	.344	.355
2019	Tulsa	AA	LAD	4	14	0	3	0	0	0	0	0	0	2	214	.214	.214	.214
MLB (4 seasons)				22	37	2	4	0	0	1	2	0	0	0	11	.108	.108	.189
Minors (10 seasons)				760	2479	242	651	101	11	17	282	8	11	143	409	.263	.306	.333

GARCIA, Jose - INF

AGE: 22; HT: 6-2; WT: 175; B/T: R/R

BORN: 4/5/98, Havana, Cuba. RESIDES: Pompano Beach, FL.

ML SERVICE: 0.092

OBTAINED: Was signed as a non-drafted free agent, June 8, 2017.

CAREER HIGHLIGHTS

- Entered the 2021 season rated by Baseball America the Reds' top prospect and No. 79 on its Top 100...is 1 of 2 Reds players in BA's Top 100 prospects list...2020 top draft pick OF Austin Hendrick is rated No. 97...Rays SS Wander Franco is rated No. 1 for the second straight season.
- Is rated by Baseball America the best defensive infielder among Reds minor league players.
- Was the Reds' 2019 Minor League Hitter of the Year.
- Was an MiLB.com Reds Organizational All-Star following each of his first 2 professional seasons.
- Was named Midwest League Player of the Week from 8/13-8/19, 2018 and Florida State League Player of the Week for 8/19-8/25, 2019.
- In 2019 led the Florida State League in doubles and extra-base hits.
- Was signed out of Cuba by Chris Buckley, Tony Arias, Miguel Machado, Jim Stoeckel, Bob Engle and Hector Otero.

2020 SEASON

- In just his third professional season made his Major League debut with 24 apps, including 19 starts at SS.
- At 22 years, 4 months, 23 days old was the youngest Reds player to make his Major League debut since OF Yorman Rodriguez (22 years, 20 days old) on 9/4/2014 at Bal and the youngest player to debut as the Reds' starting shortstop since Kurt Stillwell (20 years, 313 days old) did it on 4/13/1986 at SD.
- Was 1 of 5 Reds players to make Major League debuts (OF Shogo Akiyama, RHP Tejay Antone, C Tyler Stephenson, OF Mark Payton).
- After his promotion on 8/26, started at SS in 19 of the Reds' last 32 games of the season...after his promotion, Reds pitchers went 20-12 and posted an ERA of 3.68.
- Joined the Taxi Squad prior to the game on 8/25 at Mil and then was promoted the next day, when the Reds optioned to the alternate training site OF Travis Jankowski.
- After the game on 8/26 at Mil was postponed following the shooting of Jacob Blake, made his Major League debut in the opener of the doubleheader sweep on 8/27 at Mil...in that 6-1 win started at SS and produced an infield single in his first career plate appearance (off Adrian Houser), a walk, a stolen base and a run scored.
- Began his Major League career with a 3-game hitting streak (3-9, .333).
- In the second inning of the opener on 9/4 at Pit produced his first Major League RBI, a run-scoring single off Steve Brault that gave the Reds a 1-0 lead they would not relinquish on their win to a 4-2 win.
- With the bases loaded and 2 outs in the top of the 13th inning of Game 1 of the Wild Card Series at Atl, pinch hit off A.J. Minter and hit into a fielder's choice...the Reds' 13-inning, 1-0 loss was the longest 1-0 game in Postseason history.
- Entered the season rated by Baseball America the sixth-best player in the organization and the player in the Reds' minor league system with the best infield arm.
- On 1/10/20 was invited to 2020 Major League spring training camp

2019 SEASON

- Was the Reds' 2019 Minor League Hitter of the Year and an MiLB.com Organizational All-Star.
- Was Florida State League Player of the Week for 8/19-8/25.
- Led the Florida State League in doubles and extra-base hits (46) and ranked among the FSL leaders in slugging percentage (3rd), total bases (176, 4th), OPS (.779, 5th), hits (T9th), on-base percentage (10th) and runs (11th).
- With 37 doubles tied Christian Colón for the lead among all Reds minor league batters and ranked among the system's leaders in extra-base hits (46, 3rd), RBI (6th), total bases (176, 7th), runs (T7th), hits (8th) and slugging percentage (10th).
- Following the season was rated by Baseball America the sixth-best prospect in the organization and the 16th-best prospect in the Florida State League...was rated by MiLB.com the organization's ninth-best prospect.
- Following the season played for Glendale in the prestigious Arizona Fall League (16g, .213, 3 2b, 1hr, 9rbi, 3sb).

PERSONAL

- Is one of just 31 natives of Cuba to play for the Reds.

Jose Garcia Career Stats

YEAR	TEAM	LVL	AFF	G	AB	R	H	2B	3B	HR	RBI	SB	CS	BB	SO	BA	OBP	SLG	
2018	Dayton	A	CIN	125	482	61	118	22	4	6	53	13	9	19	112	.245	.290	.344	
2019	Daytona	A+	CIN	104	404	58	113	37	1	8	55	15	2	25	83	.280	.343	.436	
2020	CIN	MLB	CIN	24	67	4	13	0	0	0	2	1	1	1	26	.194	.206	.194	
MLB (1 season)					24	67	4	13	0	0	2	1	1	1	26	.194	.206	.194	
Minors (2 seasons)					229	886	119	231	59	5	14	108	28	11	44	195	.261	.315	.386

GARCIA, Edgar - RHP**AGE:** 24; **HT:** 6-1; **WT:** 205; **B/T:** R/R**BORN:** 10/4/96, Palenque, DR. **RESIDES:** San Cristóbal, DR.**ML SERVICE:** 0.145**OBTAINED:** Signed by the Reds to a 1-year Major League contract through the 2021 season, December 23, 2020.**CAREER HIGHLIGHTS**

- In 2019, at age 22, made his Major League debut with 37 relief apps during 4 stints with the Phillies (5/6-6/15, 6/17-7/17, 7/28-30, 8/24-end of season).
- Made his Major League debut in a 6-0 Phillies loss on 5/6/19 at StL (1ip, 2h, 1er, 1bb, 0k).
- Recorded at least 1 strikeout in each of his last 18 apps of the 2019 season (4.57era, 21.2ip, 15h, 14bb, 29k)...was the third-longest strikeout streak ever by a Phillies reliever behind Héctor Neris' 24-game stretch in 2018 Ryan Madson's and 19-game streak in 2010.
- In 2018 was a mid-season Eastern League All-Star.

2020 SEASON

- From 8/24-8/31 made all 4 of his relief apps for the Rays.
- On 8/18 was traded from Phi to TB for a player to be named (minor league RHP Rodolfo Sanchez, 11/5).
- On 12/2 was non-tendered and elected free agency.
- On 12/23 was signed by the Reds to a Major League contract through the 2021 season.

Edgar Garcia Career Stats

YEAR	TEAM	LVL	AFF	W	L	ERA	G	GS	GF	CG	SHO	SV	IP	H	R	ER	HR	BB	SO	WHIP
2015	Phillies	Rk	PHI	1	2	3.31	12	2	4	0	0	2	32.2	27	13	12	1	8	34	1.071
2016	Lakewood	A	PHI	4	1	2.80	27	4	6	0	0	2	61.0	59	30	19	6	15	59	1.213
2017	Clearwater	A+	PHI	3	4	4.47	27	15	4	0	0	0	88.2	95	53	44	10	31	89	1.421
2018	Lehigh Valley	AAA	PHI	0	1	7.71	5	0	1	0	0	0	4.2	4	4	4	2	2	4	1.286
2018	Reading	AA	PHI	7	2	3.32	47	0	27	0	0	8	59.2	45	24	22	6	25	68	1.173
2019	PHI	MLB	PHI	2	0	5.77	37	0	9	0	0	0	39.0	38	25	25	11	26	45	1.641
2019	Lehigh Valley	AAA	PHI	2	1	2.48	25	0	15	0	0	8	29.0	15	8	8	4	8	38	0.793
2020	TBR	MLB	TBR	0	0	10.80	4	0	1	0	0	1	3.1	3	4	4	2	4	1	2.100
MLB (2 seasons)				2	0	6.17	41	0	10	0	0	1	42.1	41	29	29	13	30	46	1.677
Minors (6 seasons)				19	11	3.43	155	22	65	0	0	22	301.1	265	140	115	29	95	311	1.195

GUTIERREZ, Vladimir - RHP**AGE:** 25; **HT:** 6-1; **WT:** 190; **B/T:** R/R**BORN:** 9/18/95, Havana, Cuba. **RESIDES:** Veracruz, MX.**ML SERVICE:** 0.000**OBTAINED:** Signed to a minor league contract, September 7, 2016.**CAREER HIGHLIGHTS**

- Pitched in Class A Daytona in 2017, at Class AA Pensacola in 2018 and at Class AAA Louisville in 2019.
- Was rated by Baseball America one of the Reds' top prospects following the 2016 (9th), 2017 (9th) and 2018 (7th) seasons.
- Entered the 2021 season rated by Baseball America the 14th-best prospect in the organization.
- In 2020 his changeup and curveball were rated by Baseball America the best in the organization.
- In 2018 his slider, changeup and control were rated by Baseball America the best in the organization.
- In 2019 tied for the International League lead in starts while ranking third in innings pitched.
- In 2018 at Class AA Pensacola, led Reds minor league pitchers in strikeouts (145) while ranking ninth in ERA (4.35).
- During showcases for scouts reportedly hit 97 miles per hour on the radar gun.
- Was Rookie of the Year of the 2013-2014 Cuban National Series season.
- In August 2014 was rated by Baseball America the 14th-best prospect in Cuba.
- In February 2015, while in Puerto Rico for the Caribbean Series, left the Cuban team to pursue a career in the Major Leagues.
- In 2017, 2019 and 2020 participated in the Reds' Major League spring training camps as a non-roster invitee.
- Was 1 of 6 players born in Cuba who participated in the Reds' 2019 Major League spring training camp (SS José Iglesias, RHP Raisel Iglesias, OF Yasiel Puig, RHP Odrisamer Despaigne, IF Alfredo Rodriguez).
- Following each of the last 2 seasons played for Lacey in the Dominican Winter League (12gs, 2-6, 3.40, 45ip, 37h, 17bb, 41k, 1.20whip, .220oba).

2020 SEASON

- On 6/28 was suspended for 80 games after testing positive for Stanazolol, a performance-enhancing substance, in violation of the Minor League Drug Prevention and Treatment Program.
- Entered the season rated by Baseball America the player in the Reds' minor league system with the best curveball and best changeup.
- Entered the season rated by MLB.com the 11th-best prospect in the organization.
- Participated in his third Major League spring training camp (2017, 2019, 2020).
- On 11/20 was added to the 40-man roster, along with RHP Riley O'Brien and RHP Jared Solomon, and was placed on Major League Baseball's suspended list.
- Following the season played for Lacey in the Dominican Winter League (5gs, 1-2, 3.71, 17ip, 15h, 5bb, 21k, 1.18whip, .231oba).

2019 SEASON

- Spent the season at Class AAA Louisville, where he tied for the International League lead in starts while ranking third in innings pitched...also ranked among the IL leaders in strikeouts (8th), opponents' batting average (.266, 6th) and WHIP (1.40, 7th).
- Among all Reds minor league pitchers ranked T2nd in starts, fourth in innings pitched, opponents' batting average (.266) and WHIP (1.40) and fifth in strikeouts.
- Was International League Pitcher of the Week for 8/12-8/18.
- On 8/15 vs Lehigh Valley, tied his career high with 10 strikeouts and produced his first professional home run (solo off Enyel De Los Santos).
- Following the season pitched for Lacey in the Dominican Winter League (7gs, 1-4, 3.21, 28ip, 22h, 12bb, 20k).

PERSONAL

- Won Rookie of the Year for the 2013-2014 Cuban National season.

Vladimir Gutierrez Career Stats

YEAR	TEAM	LVL	AFF	W	L	ERA	G	GS	GF	CG	SHO	SV	IP	H	R	ER	HR	BB	SO	WHIP
2017	Daytona	A+	CIN	7	8	4.46	19	19	0	0	0	0	103.0	108	54	51	10	19	94	1.233
2018	Pensacola	AA	CIN	9	10	4.35	27	27	0	0	0	0	147.0	139	76	71	18	38	145	1.204
2019	Louisville	AAA	CIN	6	11	6.04	27	27	0	0	0	0	137.0	144	100	92	26	48	117	1.401
Minors (3 seasons)				22	29	4.98	73	73	0	0	0	0	387.0	391	230	214	54	105	356	1.282

HEINEMAN, Scott - OF

AGE: 28; HT: 6-1; WT: 220; B/T: R/R

BORN: 12/4/92, Santa Monica, CA. RESIDES: Pacific Palisades, CA.

ML SERVICE: 1.132

OBTAINED: From the Rangers for minor league IF Jose Acosta, December 16, 2020.

CAREER HIGHLIGHTS

- Was drafted twice, by the Royals in 2014 and by the Rangers in 2015.
- While with the Rangers in 2018 received the Tom Grieve Minor League Player of the Year Award.
- Was an MiLB.com Rangers Organization All-Star in 2016, 2017 and 2019.
- Was a California League All-Star in 2016 and a mid-season Pacific Coast League All-Star in 2015.
- Was a California League Player of the Week in July 2016 and a Texas League Player of the League in June and August 2017.
- Missed the first half of the 2019 season recovering from December 2018 surgery to repair the torn labrum in his left shoulder.
- Made his Major League debut with a start in CF on 8/2/19 vs Det and produced 2 hits.

2020 SEASON

- Made his first Opening Day roster and played in 24 games over 2 stints with the Rangers, from Opening Day-9/9 and again on 9/13.
- Played 1B (1gs), CF (17g, 10gs), LF (3g, 2gs) and RF (1gs). Hit his only HR on 9/1 at SF in a start in CF opposite his brother, Tyler, who started at catcher for the Giants.
- In 17 apps during spring training in Arizona hit .343.
- On 12/2 was non-tendered by the Rangers and elected free agency...the next day was re-signed to a Major League contract... on 12/11 was designated for assignment.
- On 12/16 was acquired by the Reds for minor league IF Jose Acosta.

PERSONAL

- Graduated from Crespi Carmelite High School in Encino, CA, where as a senior he was named pre-season All-America... in 2015 was drafted by the Rangers out of the University of Oregon but did not play professionally that season following left foot surgery on 7/1...his selection in the draft was dedicated to Julie McGraw, wife of Pacific Northwest amateur scout Gary McGraw...Julie was recovering from a stroke at the time...while playing for the Brewster White Caps in 2013 was named a Cape Cod League All-Star, was his team's Most Valuable Player and led the league in stolen bases...his brother, Tyler, was drafted by the Astros in the eighth round of the 2012 first-year player draft and currently is a catcher in the Cardinals organization... the brothers Heineman host the Prime Time Charity Casino Classic, which raises money to provide intervention programs for at-risk children from low income areas of Los Angeles through academics, athletics, leadership training, and the arts

Scott Heineman Career Stats

YEAR	TEAM	LVL	AFF	G	AB	R	H	2B	3B	HR	RBI	SB	CS	BB	SO	BA	OBP	SLG
2016	High Desert	A+	TEX	134	525	96	159	39	8	17	80	30	14	59	120	.303	.386	.505
2017	Frisco	AA	TEX	117	468	82	133	26	7	9	44	12	9	50	121	.284	.363	.427
2018	Round Rock	AAA	TEX	107	424	68	125	20	2	11	57	16	8	32	93	.295	.355	.429
2018	Frisco	AA	TEX	7	23	6	12	2	0	1	10	2	1	7	5	.522	.613	.739
2019	TEX	MLB	TEX	25	75	8	16	6	0	2	7	1	2	9	20	.213	.306	.373
2019	Nashville	AAA	TEX	42	159	34	54	6	2	8	25	4	3	17	45	.340	.412	.553
2019	Rangers	Rk	TEX	4	17	6	7	3	0	2	6	1	0	1	2	.412	.444	.941
2020	TEX	MLB	TEX	24	52	6	8	3	0	1	7	3	0	2	11	.154	.185	.269
MLB (2 seasons)				49	127	14	24	9	0	3	14	4	2	11	31	.189	.259	.331
Minors (4 seasons)				411	1616	292	490	96	19	48	222	65	35	166	386	.303	.378	.475

HEMBREE, Heath - RHP

AGE: 32; HT: 6-4; WT: 220; B/T: R/R

BORN: 1/13/89, Spartanburg, SC. RESIDES: Spartanburg, SC.

ML SERVICE: 5.106

OBTAINED: Signed to minor league contract and invited to MLB spring training, March 22, 2021.

CAREER HIGHLIGHTS

- Logged the second-most appearances for the Red Sox, 2014-20 (251, Matt Barnes 325) and did not allow a hit or a run in any of his 4 appearances (4.2 IP, 3 SO, 5 BB) during Boston's run to the 2018 World Series title.
- Made 60+ appearances and threw 60.0+ innings for the Red Sox in 2017 and 2018.
- He has averaged a 9.6 K/9 in his eight year Major League career over 271 total appearances.
- He was part of the 2018 World Series Champion Boston Red Sox.
- Threw 1.2 perfect innings and struck out all 5 batters faced on 9/25/16 at TB; He and starter Eduardo Rodriguez set a ML record for strikeouts in consecutive plate appearances (11).
- Made his Red Sox debut on 8/9/14 at LAA, throwing 4.0 scoreless innings of relief in the club's 5-4 loss in 19 innings; Began his ML career with an 11-game scoreless streak between the Giants and Red Sox (12.2 IP).
- In 2013, made ML debut with the Giants as a September call-up and did not allow a run in any of his 9 appearances.

2020 SEASON

- Split the 2020 season between Boston and Philadelphia.
- Had a 1.86 ERA (2 ER, 9.2 IP) over his first 10 appearances of the season, July 24-August 17.
- Traded to the Phillies on August 21.
- Allowed runs in 8 of his 11 appearances with the Phillies, allowing 7 homers in his last 46 batters faced.
- Shutdown with a right elbow strain on Sept. 21, ending his season.
- Outrighted to the AAA Lehigh Valley roster on Oct. 30 and elected free agency.

2019 SEASON

- Made his 3rd career Opening Day roster.
- Was limited to 45 appearances for BOS due to 2 stints on the injured list.
- In a 24-game span from 4/25-7/14, allowed 2 ER over 20.2 IP (0.87 ERA) with a 0.87 WHIP (10 H, 30 SO, 8 BB).
- Allowed 0 ER in 10 consecutive appearances from 4/25-5/20 (8.2 IP) and made 9 straight scoreless appearances from 5/24-6/10 (6.2 IP).
- Earned the 1st save of his ML career in the Sox' 12-inning win on 5/8 at BAL, striking out all 3 batters faced (Ruiz, Smith, Wilkerson).

PERSONAL

- Wife, Maci...Two daughters, Novi and Ila...Attended the University of South Carolina (2008), Spartanburg Methodist College (2009) and the College of Charleston (2010)...Graduated from Broome (SC) High School...Participated in a USO Tour in December 2015, visiting service members and their families in Italy, Djibouti, Afghanistan, Bahrain, and Germany...Visited patients at Walter Reed Medical Center in Washington, DC, in May 2019...Was part of the Red Sox Holiday Caravan in 2014, 2016, and 2017, visiting area Boston hospitals...Favorite player growing up Chipper Jones.

Heath Hembree Career Stats

YEAR	TEAM	LVL	AFF	W	L	ERA	G	GS	GF	CG	SHO	SV	IP	H	R	ER	HR	BB	SO	WHIP
2010	Giants	Rk	SFG	0	0	0.82	12	0	10	0	0	3	11.0	9	1	1	0	0	22	0.818
2011	Richmond	AA	SFG	1	1	2.83	28	0	25	0	0	17	28.2	20	11	9	1	13	34	1.151
2011	San Jose	A+	SFG	0	0	0.73	26	0	24	0	0	21	24.2	16	2	2	1	12	44	1.135
2012	Fresno	AAA	SFG	1	1	4.74	39	0	31	0	0	15	38.0	29	24	20	2	20	36	1.289
2012	San Jose	A+	SFG	0	0	0.00	5	0	3	0	0	0	5.0	0	0	0	0	1	7	0.200
2013	SFG	MLB	SFG	0	0	0.00	9	0	2	0	0	0	7.2	4	0	0	0	2	12	0.783
2013	Fresno	AAA	SFG	1	4	4.07	54	0	48	0	0	31	55.1	54	26	25	7	16	63	1.265
2014	BOS	MLB	BOS	0	0	4.50	6	0	3	0	0	0	10.0	11	5	5	1	5	6	1.600
2014	Fresno	AAA	SFG	1	3	3.89	41	0	35	0	0	18	39.1	40	18	17	5	13	46	1.347
2014	Pawtucket	AAA	BOS	0	1	2.70	7	0	6	0	0	2	6.2	5	2	2	0	5	9	1.500
2015	BOS	MLB	BOS	2	0	3.55	22	0	9	0	0	0	25.1	25	10	10	5	9	15	1.342
2015	Pawtucket	AAA	BOS	0	5	2.27	29	0	20	0	0	8	31.2	23	10	8	1	10	32	1.042
2015	Red Sox	Rk	BOS	0	0	0.00	1	1	0	0	0	0	1.0	2	0	0	0	0	0	2.000
2016	BOS	MLB	BOS	4	1	2.65	38	0	8	0	0	0	51.0	51	23	15	6	17	47	1.333
2016	Pawtucket	AAA	BOS	0	0	0.68	13	0	13	0	0	8	13.1	6	1	1	0	3	22	0.675
2017	BOS	MLB	BOS	2	3	3.63	62	0	8	0	0	0	62.0	72	29	25	10	18	70	1.452
2018	BOS	MLB	BOS	4	1	4.20	67	0	10	0	0	0	60.0	53	30	28	10	27	76	1.333
2019	BOS	MLB	BOS	1	0	3.86	45	0	14	0	0	2	39.2	34	20	17	7	18	46	1.311
2019	Pawtucket	AAA	BOS	0	0	0.00	1	0	0	0	0	0	1.0	0	0	0	0	0	2	0.000
2020	BOS	MLB	BOS	2	0	5.59	11	0	1	0	0	0	9.2	9	6	6	2	3	10	1.241
2020	PHI	MLB	PHI	1	0	12.54	11	0	1	0	0	0	9.1	17	13	13	7	5	10	2.357
MLB (8 seasons)				16	5	3.90	271	0	56	0	0	2	274.2	276	136	119	48	104	292	1.383
Minors (8 seasons)				4	15	2.99	256	1	215	0	0	123	255.2	204	95	85	17	93	317	1.162

HENDRIX, Ryan - RHP

AGE: 26; HT: 6-3; WT: 215; B/T: R/R;

BORN: 12/16/94, Lufkin, TX. RESIDES: Livingston, TX.

ML SERVICE: 0.000

OBTAINED: Selected in the fifth round of the June 2016 first-year player draft.

CAREER HIGHLIGHTS

- Was the organization's Minor League Pitcher of the Month for April 2019.
- In 2018 was a Florida State League All-Star and MiLB.com Organizational All-Star.
- In Baseball America's 2018 survey, his curveball was rated the best in the organization and best in the Florida State League... Also was rated the FSL's best reliever.

2020 SEASON

- Spent the summer at the alternate training site as part of the Reds' 60-player pool.
- Entered the season rated by MLB.com the 28th-best prospect in the organization.

2019 SEASON

- Missed most of the season with a right elbow strain.
- Combined to finish 4-0, 1.85 in 2 starts and 18 relief apps for Class AA Chattanooga and rookie AZL Reds.
- Was the Reds' Minor League Pitcher of the Month for April (8g, 3-0, 0.00, 10.1ip, 6h, 1r, 0er, 5bb, 15k).
- On 11/20 was added to the Reds' 40-man roster.

PERSONAL

- Graduated from Cypress Woods High School in Cypress, TX...played at Texas A&M...in 2015 pitched for Team USA's collegiate national team...in a 2-0 USA victory on 7/1/15 in Cary, NC combined with Missouri's Tanner Houck (4ip) and Florida's A.J. Puk (4ip) to no-hit the Cuban national team...was the first time Cuba ever had been held hitless in an international game...father Matt played at San Jacinto Junior College.

Ryan Hendrix Career Stats

YEAR	TEAM	LVL	AFF	W	L	ERA	G	GS	GF	CG	SHO	SV	IP	H	R	ER	HR	BB	SO	WHIP
2016	Dayton	A	CIN	3	1	3.04	15	0	4	0	0	0	26.2	21	9	9	0	8	31	1.088
2016	Billings	Rk	CIN	0	0	5.19	6	0	0	0	0	0	8.2	11	5	5	0	5	5	1.846
2017	Daytona	A+	CIN	1	4	3.58	24	0	15	0	0	2	27.2	29	15	11	4	19	27	1.735
2017	Dayton	A	CIN	4	1	2.36	23	0	10	0	0	6	34.1	19	11	9	2	10	61	0.845
2018	Daytona	A+	CIN	4	4	1.76	44	0	29	0	0	12	51.0	38	19	10	2	26	79	1.255
2019	Chattanooga	AA	CIN	3	0	2.33	16	0	4	0	0	2	19.1	14	6	5	0	8	23	1.138
2019	Reds	Rk	CIN	1	0	0.00	4	2	0	0	0	0	5.0	1	1	0	0	0	8	0.200
Minors (4 seasons)				16	10	2.55	132	2	62	0	0	22	172.2	133	66	49	8	76	234	1.210

LOPEZ, Alejo - INF**AGE:** 24; **HT:** 5-10; **WT:** 170; **B/T:** S/R**BORN:** 5/5/96, Mexico City, MX. **RESIDES:** Glendale, AZ.**ML SERVICE:** 0.000**OBTAINED:** Selected in the 27th round of the 2015 First-Year Player Draft.**CAREER HIGHLIGHTS**

- In 2019, named Florida State League All-Star and a MiLB.com Organizational All-Star.
- In 2018, selected as an MiLB.com Reds Organization All-Star.
- For Class-A Dayton in 2018, hit safely in 14 straight games from 7/28-8/11 (.414, 24-for-58).
- In 2017, ranked among all Pioneer League leaders in sac flies (7, 1st), games (67, T2nd), triples (6, T2nd); also had the third-lowest total plate apps per strikeout ratio (9.61).
- In 2017, reached base safely in 24 straight games from 7/17-8/16.
- Walked more than he struck out in 2017 with Billings (30 BB, 28 SO).
- in 2016, was the second-toughest batter to strike out in the Pioneer League (12.05 TPA/SO ratio).

2019 SEASON

- Selected as a Florida State League All-Star and a MiLB.com Organizational All-Star.
- Ranked among FSL leaders in hits (138, 2nd) and runs (67, 4th); Ranked among all Reds farmhands in hits (2nd), plate apps (540, 2nd), runs (4th) and games (124, 6th).

PERSONAL

- Graduated from Greenway HS (Phoenix), the same high school attended by former Angels outfielder Tim Salmon...committed to Arizona State University before he was drafted in 2015.

Alejo Lopez Career Stats

YEAR	TEAM	LVL	AFF	G	AB	R	H	2B	3B	HR	RBI	SB	CS	BB	SO	BA	OBP	SLG
2015	Reds	Rk	CIN	12	31	3	13	2	0	0	5	2	2	5	0	.419	.526	.484
2016	Billings	Rk	CIN	57	205	36	56	6	1	1	29	11	3	21	19	.273	.342	.327
2017	Billings	Rk	CIN	67	220	49	66	10	6	4	33	11	4	30	28	.300	.388	.455
2018	Dayton	A	CIN	65	234	29	75	16	2	0	17	7	6	18	31	.321	.375	.406
2019	Daytona	A+	CIN	124	481	67	138	17	3	2	50	9	6	38	80	.287	.353	.347
Minors (5 seasons)				325	1171	184	348	51	12	7	134	40	21	112	158	.297	.367	.379

MORETA, Dauri - RHP

AGE: 24; HT: 6-2; WT: 185; B/T: R/R

BORN: 4/15/96, Comendador, Elias Pina, DR. RESIDES: Comendador, Elias Pina, DR.

ML SERVICE: 0.000

OBTAINED: Signed as a non-drafted free agent on 3/12/15.

CAREER HIGHLIGHTS

- In 2019, ranked among organizational leaders in WHIP (0.96, 4th) and ERA (2.35, 6th).
- In 2016, among Arizona League leaders ranked T2nd with 20 appearances and T3rd with 53 strikeouts; Also ranked fourth among AZL relievers with a .170 opponents batting average.

2019 SEASON

- Ranked among organizational leaders in WHIP (0.96, 4th) and ERA (2.35, 6th).
- Pitched for Glendale in 2019 Arizona Fall League; Tied for team lead with 10 appearances and finished third among team relievers in WHIP (1.031).
- Struck out nine over 10.2ip during Fall League.

PERSONAL

- Has made 130 consecutive appearances in relief to begin professional career (no starts entering 2021)...Did not commit an error over his 57.1 innings (four chances, three putouts, one assist) with Daytona in 2019.

Dauri Moreta Career Stats

YEAR	TEAM	LVL	AFF	W	L	ERA	G	GS	GF	CG	SHO	SV	IP	H	R	ER	HR	BB	SO	WHIP
2015	Reds	FRk	CIN	1	2	1.69	11	0	8	0	0	4	21.1	19	7	4	1	7	30	1.219
2016	Reds	Rk	CIN	3	3	2.05	20	0	11	0	0	4	30.2	19	12	7	0	18	53	1.207
2016	Billings	Rk	CIN	0	0	0.00	2	0	0	0	0	0	2.2	1	1	0	0	3	3	1.500
2017	Dayton	A	CIN	1	2	4.94	19	0	7	0	0	0	27.1	18	15	15	4	9	37	0.988
2017	Billings	Rk	CIN	0	0	0.00	4	0	4	0	0	0	4.0	3	0	0	0	4	8	1.750
2018	Dayton	A	CIN	3	2	7.25	28	0	12	0	0	1	44.2	49	40	36	2	18	58	1.500
2018	Billings	Rk	CIN	1	1	4.91	11	0	8	0	0	3	11.0	10	8	6	1	9	21	1.727
2019	Daytona	A+	CIN	1	0	2.35	35	0	7	0	0	2	57.1	46	18	15	6	9	64	0.959
Minors (5 seasons)				10	10	3.75	130	0	57	0	0	14	199.0	165	101	83	14	77	274	1.216

O'BRIEN, Riley - RHP**AGE:** 26; **HT:** 6-4; **WT:** 180; **B/T:** R/R**BORN:** 2/6/95, Seattle, WA. **RESIDES:** Shoreline, WA.**ML SERVICE:** 0.000**OBTAINED:** From the Tampa Bay Rays for LHP Cody Reed, August 28, 2020.**CAREER HIGHLIGHTS**

- Entered the 2021 season rated by Baseball America the 25th-best prospect in the organization.
- While with Bowling Green in 2018 was a mid-season Midwest League All-Star.
- Twice in 2017 for Princeton was Appalachian League Pitcher of the Week, for the weeks ending 7/2 and 8/6.
- Following the 2019 season was rated by Baseball America the 20th-best prospect in the Rays' organization.

2020 SEASON

- On 8/28 was acquired from the Rays for LHP Cody Reed...was assigned to the alternate training site, where he spent the rest of the regular season.
- Was not on the Reds' 40-player Postseason travel roster.
- On 11/20 was added to the 40-man roster, along with RHP Vladimir Gutierrez and RHP Jared Solomon.

PERSONAL

- Graduated from Shoreline (WA) High School, the same school attended by Blake Snell...was drafted out of the College of Idaho, where he played 2 seasons after transferring from Everett (WA) Community College...his grandfather, Johnny O'Brien, played baseball and, despite his 5-foot-9 stature, basketball at Seattle University...became the first college player to score 1,000 points in a season and led Seattle U to a legendary victory over the Harlem Globetrotters...Johnny was drafted by the NBA's Milwaukee Hawks but chose baseball and played 6 years with the Pirates, Cardinals and Milwaukee Braves as both a middle infielder and pitcher.

Riley O'Brien Career Stats

YEAR	TEAM	LVL	AFF	W	L	ERA	G	GS	GF	CG	SHO	SV	IP	H	R	ER	HR	BB	SO	WHIP
2017	Princeton	Rk	TBR	1	0	2.20	11	10	0	0	0	0	41.0	28	10	10	1	17	40	1.098
2018	Charlotte	A+	TBR	4	3	3.60	10	8	0	1	1	0	40.0	36	18	16	1	21	37	1.425
2018	Bowling Green	A	TBR	4	1	2.05	15	5	3	0	0	0	48.1	23	14	11	3	21	66	0.910
2019	Montgomery	AA	TBR	5	6	3.93	14	11	0	1	1	0	68.2	56	33	30	4	29	72	1.238
2019	Charlotte	A+	TBR	2	0	1.59	6	6	0	0	0	0	34.0	20	8	6	2	15	35	1.029
Minors (3 Seasons)				16	10	2.83	56	40	3	2	2	0	232.0	163	83	73	11	103	250	1.147

OKEY, Chris - C**AGE:** 26; **HT:** 5-11; **WT:** 205; **B/T:** R/R**BORN:** 12/29/94, Almonte Springs, FL. **RESIDES:** Mount Dora, FL.**ML SERVICE:** 0.000**OBTAINED:** Selected by the Reds in the second round of the June 2016 first-year player draft.**CAREER HIGHLIGHTS**

- Was invited to Major League spring training camps in 2019 and 2020.
- In 2017 was a Florida State League All-Star and was rated by Baseball America the best defensive catcher in the organization.
- In November 2017 attended a leadership training program at West Point.
- In 2016 was an MiLB.com Reds Organization All-Star.

2020 SEASON

- Participated in the Goodyear portion of spring training (2g, 0-4); Did not participate in July's Summer Camp.

2019 SEASON

- Made his first 9 apps of the season at Louisville in his first stint in Class AAA.
- On 4/22 was sent to Class AA Chattanooga and spent the rest of the season there.
- On 5/22 vs Birmingham produced 3 HR, his first professional multi-homer game, and a career-high 7 RBI.
- Entered the season rated by MLB.com's MLB Pipeline the 27th-best prospect in the organization.

PERSONAL

- Graduated from Eustis (FL) High School...played at Clemson University and in 186 apps over his 3-year career for the Tigers hit .301 with a .392 on-base percentage and .504 slugging percentage...twice was a finalist for the Johnny Bench Award, given annually to the best collegiate catcher in the nation, and was rated by Baseball America the best defensive catcher in the ACC...was on the watch list for the Golden Spikes Award, given annually to the best overall amateur player in the country...twice was named to All-America and All-ACC first teams but over the course of his college career also was named to several second- and third-team All-America teams...played on a pair of USA Baseball collegiate national teams, 2 USA Baseball 18U national teams and a USA Baseball 16U national team...his father, Chuck, played football at Presbyterian College...his mother, Kim, was a cheerleader at Clemson.

Chris Okey Career Stats

YEAR	TEAM	LVL	AFF	G	AB	R	H	2B	3B	HR	RBI	SB	CS	BB	SO	BA	OBP	SLG
2016	Dayton	A	CIN	42	148	21	36	8	1	6	21	5	0	14	49	.243	.323	.432
2016	Billings	Rk	CIN	9	37	5	6	1	0	0	1	0	0	1	8	.162	.179	.189
2017	Daytona	A+	CIN	93	325	27	60	10	1	3	28	2	1	32	104	.185	.265	.249
2018	Pensacola	AA	CIN	78	263	22	52	13	0	5	26	2	0	17	72	.198	.257	.304
2018	Daytona	A+	CIN	8	29	5	6	0	0	2	3	0	0	2	7	.207	.281	.414
2019	Louisville	AAA	CIN	9	33	2	4	1	0	0	3	0	0	0	13	.121	.121	.152
2019	Chattanooga	AA	CIN	49	149	21	34	6	1	7	25	0	0	19	52	.228	.318	.423
Minors (4 seasons)				288	984	103	198	39	3	23	107	9	1	85	305	.201	.273	.317

OSICH, Josh - LHP**AGE:** 32; **HT:** 6-2; **WT:** 245; **B/T:** L/L**BORN:** 9/3/88, Boise, ID. **RESIDES:** Kennebunk, ME.**ML SERVICE:** 4.119**OBTAINED:** Signed to a minor league contract with an invitation to MLB spring training, December 21, 2020.**CAREER HIGHLIGHTS**

- In 2016 stranded 41 of 43 inherited runners (95%), the highest percentage by any Major League reliever.
- In 8 career apps vs the Reds, including 7 games for the Giants from 2015-2017 and 1 game for the Cubs in 2020, posted an ERA of 1.17 (7.2ip, 4h, 3bb, 9k).
- Made his Major League debut with a scoreless eighth inning in a 2-1 Giants loss on 7/3/15 at Wsh (2bb, 1k)...first strikeout victim was Danny Espinosa.
- Recorded his first career win in his fifth appearance, on 7/11/15 vs Phi (8-5 win, 0.1ip).
- Began his Major League career with 7 scoreless apps (5.2ip, 2bb, 5k).
- In 2015 was an MLB.com Giants Organization All-Star.
- In 2013 was a mid-season California League All-Star.
- While pitching for Oregon State University on 4/30/11, recorded 13 strikeouts in a no-hitter vs UCLA...the opposing starting pitcher was Trevor Bauer.
- While at Oregon State University, had ulnar nerve surgery as a sophomore in 2009 and "Tommy John" surgery as a junior in 2010.

2020 SEASON

- Was on the Red Sox' Opening Day roster.
- Made all 13 of his relief apps for Bos from 7/25-8/30.
- At the 8/31 trade deadline was acquired by the Cubs for a player to be named or cash.
- On 9/20 was optioned to the South Bend alternate training site...on 9/30 was designated for assignment...
- On 10/2 was outrighted off the 40-man roster and elected free agency.
- On 12/21 was signed by the Reds to a minor league contract with an invitation to 2021 Major League spring training camp.

PERSONAL

- Graduated from Bishop Kelly High School in Boise, ID, where he played baseball, football and basketball...in 2011 graduated from Oregon State University with a degree in sociology with a focus on criminal justice...has been involved with the Navy Seal Foundation, United Heroes League and military Gold Star families...also is associated with the Ethan M. Lindberg Foundation and HeartStrong in their efforts to battle congenital heart disease in newborn babies...actively supports Hooks For Heroes, a non-profit that provides free fishing trips to help military veterans and first responders cope with the physical and mental injuries suffered during their service, and the Marine Reconnaissance Foundation, which provides immediate assistance and ongoing support to Reconnaissance Marines and Special Amphibious Reconnaissance Corpsman veterans and their families

Josh Osich Career Stats

YEAR	TEAM	LVL	AFF	W	L	ERA	G	GS	GF	CG	SHO	SV	IP	H	R	ER	HR	BB	SO	WHIP
2013	Richmond	AA	SFG	2	3	4.85	22	0	9	0	0	3	29.2	26	16	16	2	12	28	1.281
2013	San Jose	A+	SFG	3	1	2.45	34	0	20	0	0	12	40.1	32	13	11	1	10	48	1.041
2014	Richmond	AA	SFG	1	0	3.78	28	0	3	0	0	0	33.1	28	18	14	4	20	27	1.440
2015	SFG	MLB	SFG	2	0	2.20	35	0	6	0	0	0	28.2	24	12	7	4	8	27	1.116
2015	Sacramento	AAA	SFG	0	0	0.00	6	0	5	0	0	2	7.0	3	1	0	0	2	11	0.714
2015	Richmond	AA	SFG	0	1	1.59	31	0	28	0	0	19	34.0	23	6	6	1	10	34	0.971
2016	SFG	MLB	SFG	1	3	4.71	59	0	9	0	0	0	36.1	31	20	19	7	19	25	1.376
2016	Sacramento	AAA	SFG	0	0	1.29	7	0	1	0	0	0	7.0	6	1	1	0	2	8	1.143
2016	Richmond	AA	SFG	0	1	18.00	2	0	0	0	0	0	1.0	1	2	2	0	4	2	5.000
2017	SFG	MLB	SFG	3	2	6.23	54	0	12	0	0	0	43.1	48	32	30	7	27	43	1.731
2017	Sacramento	AAA	SFG	1	1	7.71	9	0	6	0	0	2	9.1	12	11	8	0	3	8	1.607
2018	SFG	MLB	SFG	0	0	8.25	12	0	2	0	0	0	12.0	20	11	11	2	7	10	2.250
2018	Sacramento	AAA	SFG	0	0	4.96	37	2	7	0	0	0	45.1	56	31	25	2	18	42	1.632
2019	CHW	MLB	CHW	4	0	4.66	57	0	14	0	0	0	67.2	62	38	35	15	15	61	1.138
2019	Charlotte	AAA	CHW	0	0	2.25	3	0	1	0	0	0	4.0	3	1	1	0	2	4	1.250
2020	BOS	MLB	BOS	1	1	5.74	13	1	3	0	0	0	15.2	16	10	10	6	5	20	1.340
2020	CHC	MLB	CHC	0	0	10.13	4	0	0	0	0	0	2.2	5	6	3	0	0	4	1.875
MLB (6 seasons)				11	6	5.02	234	1	46	0	0	0	206.1	206	129	115	41	81	190	1.391
Minors (8 seasons)				7	9	3.59	206	4	86	0	0	39	243.1	224	114	97	11	94	246	1.307

PAYTON, Mark - OF**AGE:** 29; **HT:** 5-8; **WT:** 180; **B/T:** L/L**BORN:** 12/7/91, Orland Park, IL. **RESIDES:** Orland Park, IL.**ML SERVICE:** 0.031**OBTAINED:** Selected from Oakland in the first round (6th overall) of MLB phase of Rule 5 Draft, Dec. 12, 2019.**CAREER HIGHLIGHTS**

- Was drafted 3 times, by the Twins (2010), Indians (2013) and Yankees (2014).
- Changed teams in the 2018 and 2019 Rule 5 Drafts...was selected by the Athletics in the minor league phase of that December 2018 draft and by the Reds in the Major League phase of the 2019 draft.
- Was an MiLB.com Organizational All-Star in 2016 (NYY) and 2019 (Oak).
- Was a minor league mid-season All-Star (2016 Florida State League) and a 3-time minor league player of the Week, once in the FSL (2016) and twice in the Pacific Coast League (2019).
- In 2015 led the Florida State League in on-base percentage (.390).

2020 SEASON

- In his Major League debut made 8 apps for the Reds, including 6 starts in LF.
- Was 1 of 5 Reds players to make Major League debuts (OF Shogo Akiyama, RHP Tejay Antone, C Tyler Stephenson, SS Jose Garcia).
- Began Summer Camp at the alternate training site.
- On 7/21, the Rule 5 draft selection cleared waivers and was returned to the Athletics...on 8/7 was re-acquired by the Reds for cash and was assigned to the alternate training site as part of the 60-man player pool.
- Joined the Reds' traveling party on 8/19 in Kansas City as part of the Taxi Squad.
- After 4 games on the Taxi Squad was added to the active 28-player roster on 8/22, when IF Josh VanMeter was optioned to the alternate training site.
- From 8/22-8/31 made all 8 of his apps before he was optioned back to the alternate site on 9/1, the day after OF Brian Goodwin was acquired from the Angels.
- Had a second stint on the Taxi Squad for the final road trip of the season, a 3-game series at Min.
- Accompanied the team to the Wild Card Series at Atl as a member of the Postseason roster...was part of the 40-player pool but was not active for the 2-game series sweep loss.
- With 2 outs in the top of the ninth inning of the 3-0 loss on 8/22 at StL, made his Major League debut as a pinch hitter and grounded out off Giovanni Gallegos.
- In the 6-2 loss on 8/23 at StL made his first Major League start, played LF (0-2).
- In the fifth inning on 8/25 at Mil produced his first Major League hit, a double off Brandon Woodruff.
- Recorded all 3 of his hits over a 4-game span from 8/25-8/29 in which he went 3-for-10 with a double.

2019 SEASON

- Was a non-roster invitee to the Athletics' Major League spring training camp and then for Class AAA Las Vegas produced the best season of his professional career.
- Was an MiLB.com Athletics Organizational All-Star.
- Twice was named Pacific Coast League Player of the Week (4/8-4/14, 7/8-7/14).
- Ranked among the Pacific Coast League leaders in OPS (2nd, 1.053), slugging percentage (3rd), batting average (4th), RBI (8th), doubles (11th) and on-base percentage (11th).
- Entered the season with 32 career HR over his first 5 professional seasons and 448 games.
- Was 1 of 6 only minor league players with at least 30 doubles and 30 home runs.

PERSONAL

- Played for the University of Texas...during his junior and senior seasons at UT reached base safely in 101 consecutive games, the longest such streak in Big 12 history...Younger brother, Jack Payton, is freshman catcher on University of Louisville's baseball team...Dad played baseball at University of Illinois and in the minor leagues with the Cardinals.

Mark Payton Career Stats

YEAR	TEAM	LVL	AFF	G	AB	R	H	2B	3B	HR	RBI	SB	CS	BB	SO	BA	OBP	SLG
2014	Tampa	A+	NYY	26	91	14	26	11	1	2	8	3	2	16	17	.286	.396	.495
2014	Charleston	A	NYY	22	84	16	30	4	1	2	13	1	2	13	15	.357	.443	.500
2015	Trenton	AA	NYY	72	264	28	66	9	1	5	34	5	3	24	60	.250	.315	.348
2015	Tampa	A+	NYY	49	182	33	53	8	4	1	18	6	4	26	32	.291	.390	.396
2016	Scranton/WB	AAA	NYY	2	7	1	3	1	0	0	0	1	0	2	0	.429	.556	.571
2016	Trenton	AA	NYY	97	338	53	92	15	5	7	47	8	2	31	50	.272	.337	.408
2016	Tampa	A+	NYY	24	81	15	25	2	1	3	15	2	3	16	18	.309	.418	.469
2017	Scranton/WB	AAA	NYY	80	268	33	73	14	2	6	22	4	5	24	51	.272	.334	.407
2017	Trenton	AA	NYY	14	56	6	10	1	3	0	1	0	1	2	16	.179	.203	.304
2018	Scranton/WB	AAA	NYY	62	197	29	51	6	2	6	25	2	6	34	49	.259	.368	.401
2019	Las Vegas	AAA	OAK	118	395	80	132	30	3	30	97	7	4	45	76	.334	.400	.653
2020	CIN	MLB	CIN	8	18	0	3	1	0	0	0	1	0	2	5	.167	.250	.222
MLB (1 season)				8	18	0	3	1	0	0	0	1	0	2	5	.167	.250	.222
Minors (6 seasons)				566	1963	308	561	101	23	62	280	39	32	233	384	.286	.363	.455

PEREZ, Hector - RHP**AGE:** 24; **HT:** 6-3; **WT:** 223; **B/T:** R/R**BORN:** 6/6/96, Santo Domingo, DR. **RESIDES:** Santo Domingo, DR.**ML SERVICE:** 0.006**OBTAINED:** From the Blue Jays for a player to be named or cash, January 22, 2021.**CAREER HIGHLIGHTS**

- Was rated by Baseball America the Astros' No. 16 prospect in 2017 and No. 7 prospect in 2018, then was rated the Blue Jays' No. 19 prospect in 2019.
- In July 2016 was a New York-Penn League Pitcher of the Week.
- Following the 2019 and 2020 seasons played for Lacey in the Dominican Winter League (11g, 1gs, 0-0, 5.52, 14.2ip, 13h, 9er, 12bb, 16k, 1hr, 1.70whip, .232oba).

2020 SEASON

- Spent most of Summer Camp assigned to the Blue Jays' alternate spring training site in Rochester, NY.
- From 6/30-9/1 was on the minor league 60-day injured list.
- Was part of the Blue Jays' 40-player Postseason pool but was not added to the Wild Card Series roster.
- Spent 1 day on the Blue Jays' active roster...on 9/16 at Yankee Stadium, made his only Major League appearance in the 13-2 loss (1.2ip, 3h, 2er, 3bb, 1k, 1hr, 33 pitches)...in the seventh inning allowed the third of 3 home runs hit by backup catcher Kyle Higashioka, who became the first Yankee and sixth player in Major League history with 3 HR while batting ninth in the lineup...was the Yankees' seventh HR of the game.
- Following the season made 3 relief apps for Lacey in the Dominican Winter League (0-0, 9.00, 2ip, 3h, 2er, 3bb, 5k, 1hr, 3.00whip, .333oba).

PERSONAL

- Favorite player is Hall of Fame pitcher Pedro Martinez.

Hector Perez Career Stats

YEAR	TEAM	LVL	AFF	W	L	ERA	G	GS	GF	CG	SHO	SV	IP	H	R	ER	HR	BB	SO	WHIP
2015	Astros	Rk	HOU	1	0	1.16	9	3	2	0	0	1	23.1	10	5	3	0	16	16	1.114
2015	Greeneville	Rk	HOU	0	0	0.00	1	0	0	0	0	0	2.0	0	0	0	0	1	2	0.500
2015	Astros Blue	FRk	HOU	1	0	2.12	7	7	0	0	0	0	29.2	20	10	7	0	6	32	0.876
2016	Quad Cities	A	HOU	2	1	4.60	7	7	0	0	0	0	31.1	28	20	16	1	22	44	1.596
2016	Tri-City	A-	HOU	2	0	1.57	7	3	1	0	0	0	28.2	19	5	5	0	12	36	1.081
2017	Buies Creek	A+	HOU	6	5	3.63	21	14	3	0	0	2	89.1	69	49	36	6	67	104	1.522
2017	Quad Cities	A	HOU	1	1	2.50	4	3	0	0	0	0	18.0	9	5	5	2	11	24	1.111
2018	New Hampshire	AA	TOR	0	1	3.86	6	5	1	0	0	0	25.2	17	12	11	1	16	32	1.286
2018	Corpus Christi	AA	HOU	0	1	3.24	4	2	0	0	0	0	16.2	12	6	6	0	8	18	1.200
2018	Buies Creek	A+	HOU	3	3	3.84	17	11	4	1	1	2	72.2	50	31	31	5	40	83	1.239
2019	New Hampshire	AA	TOR	7	6	4.60	26	24	0	0	0	0	121.1	130	65	62	9	67	117	1.624
2020	TOR	MLB	TOR	0	0	10.80	1	0	0	0	0	0	1.2	3	2	2	1	3	1	3.600
MLB (1 season)				0	0	10.80	1	0	0	0	0	0	1.2	3	2	2	1	3	1	3.600
Minors (5 seasons)				23	18	3.57	109	79	11	1	1	5	458.2	364	208	182	24	266	508	1.374

PIDICH, Matt - RHP**AGE:** 26; **HT:** 6-2; **WT:** 220; **B/T:** R/R**BORN:** 12/25/94, Freehold, NJ. **RESIDES:** Aberdeen, NJ.**ML SERVICE:** 0.000**OBTAINED:** Selected in the eighth round of the 2018 First-Year Player Draft.**CAREER HIGHLIGHTS**

- In 2019, led Reds minor league pitchers with the lowest opponents' batting average (.175).
- Made professional debut in 2018 with Rookie-level Billings...Made lone start of career (entering 2021) in final appearance of regular season on 9/4/18 vs. Great Falls (W, 5.0ip, 2h, 2r/2er, 1bb, 6so).

2019 SEASON

- Led Reds minor league pitchers with the lowest opponents' batting average (.175).
- Finished second on team in saves (behind Connor Bennett, 12).
- Ranked second among team relievers who also did not make a start in innings pitched and appearances (behind Eddy Demurias, 78.0ip, 40apps)...led team relievers (no starts) in strikeouts).

PERSONAL

- Played collegiately at the University of Pittsburgh; Went 11-7 with a 3.55 ERA and 172 strikeouts in 40 games (24 starts)...underwent "Tommy John" surgery in 2016...graduated from Christian Brothers Academy (Lincroft, NJ)...was recognized as a member of the 2012 ESPN High School Preseason All-State Team in New Jersey.

Matt Pidich Career Stats

YEAR	TEAM	LVL	AFF	W	L	ERA	G	GS	GF	CG	SHO	SV	IP	H	R	ER	HR	BB	SO	WHIP
2018	Billings	Rk	CIN	1	2	5.28	19	1	4	0	0	0	30.2	30	22	18	3	9	34	1.272
2019	Dayton	A	CIN	4	3	2.22	39	0	22	0	0	7	65.0	42	25	16	6	20	75	0.954
Minors (2 seasons)				5	5	3.20	58	1	26	0	0	7	95.2	72	47	34	9	29	109	1.056

ROBINSON, Errol - INF**AGE:** 26; **HT:** 5-11; **WT:** 170; **B/T:** R/R**BORN:** 10/1/94, Boyds, MD. **RESIDES:** Boyds, MD.**ML SERVICE:** 0.000**OBTAINED:** Selected from LAD in the first round of Triple-A phase of Rule 5 Draft in December, 2020.**CAREER HIGHLIGHTS**

- From 2018-2020, while in minor league spring training camp made 26 exhibition "A" game apps for the Dodgers (.133, 1 2b, 1 3b, 3rbi).
- Following the 2018 regular season played for Glendale in the prestigious Arizona Fall League (13g, .191, 1 2b, 1 3b, 4rbi, 3sb).

2020 SEASON

- In December was selected by the Reds in the first round of the Class AAA phase of the Rule 5 Draft...was 1 of 6 players selected by the Reds in the minor league phase of that draft.

2019 SEASON

- Split season between Double-A Tulsa and Triple-A Oklahoma in Dodgers organization
- Combined to hit .260 with .343 OBP and nine steals over 107 games.
- Made Triple-A debut on 4/5/19 vs. San Antonio; Went 1-for-4 with a run scored.
- Reached base 5 times and tied career high with 4 hits on 4/16/19 vs. Omaha (4-for-4, 1bb).
- Hit safely in season-high 11 consecutive games from 6/8-6/20 and recorded hits in 14 of 15 games from 6/2-6/20.

PERSONAL

- Attended the University of Mississippi where he hit .286 with 85 RBIs, 99 runs and 20 steals in 186 games over three seasons from 2014-16...At 2014 College World Series, tallied hits against No. 1 Virginia (6/15), No. 2 TCU (6/19) and No. 1 Virginia (6/20)...Lettered two years at St. John's College High School (Washington DC); helped team post the longest winning streak in school history with 20 consecutive wins in 2012.

Errol Robinson Career Stats

YEAR	TEAM	LVL	AFF	G	AB	R	H	2B	3B	HR	RBI	SB	CS	BB	SO	BA	OBP	SLG
2016	Ogden	Rk	LAD	55	220	40	62	17	1	2	26	18	2	17	42	.282	.336	.395
2017	Tulsa	AA	LAD	57	227	35	62	8	2	2	14	11	3	29	50	.273	.357	.352
2017	Rancho C	A+	LAD	16	70	13	20	4	3	2	8	5	1	5	17	.286	.342	.514
2017	Great Lakes	A	LAD	22	77	13	19	5	1	3	13	6	1	6	21	.247	.291	.455
2018	Tulsa	AA	LAD	117	433	53	107	14	1	10	50	18	9	37	104	.247	.309	.353
2019	Oklahoma City	AAA	LAD	61	191	22	42	9	0	2	19	3	2	21	45	.220	.304	.298
2019	Tulsa	AA	LAD	46	155	23	48	5	0	3	16	6	4	20	35	.310	.390	.400
Minors (4 seasons)				374	1373	199	360	62	8	24	146	67	22	135	314	.262	.331	.371

RODRIGUEZ, Alfredo - INF**AGE:** 26; **HT:** 6-0; **WT:** 190; **B/T:** R/R**BORN:** 6/17/94, Havana, Cuba. **RESIDES:** Havana, Cuba**ML SERVICE:** 0.000**OBTAINED:** Signed as an international free agent on 7/4/16.**CAREER HIGHLIGHTS**

- In 2019 and 2020 was invited to Major League spring training camp.
- Following the 2019 season was rated by MiLB.com the 18th-best prospect in the organization.
- In 2019 was a mid-season Southern League All-Star.
- In 2017 was an MiLB.com Reds Organization All-Star and was rated by Baseball America the best defensive shortstop in the Midwest League.
- In 2016 and 2017 was rated by Baseball America the best defensive shortstop in the organization.
- Missed most of the 2018 season because of a fractured hamate bone in his left wrist.

2020 SEASON

- Spent the regular season at the alternate training site as part of the Reds' 60-player pool roster.
- Was not on the Reds' 40-player Postseason pool roster.
- Participated in Major League spring training camp in Goodyear (14g, .364, 2 2b, 2hr, 4rbi, .970ops).

2019 SEASON

- Combined to make 127 apps at Chattanooga, where in his first full season at Class AA he was a mid-season Southern League All-Star, and at Louisville.
- Began the season at Chattanooga...Made first career appearances at third base (2 games).
- On 8/6 was promoted to Louisville for his first stint in Class AAA...hit safely in three of first four games.
- Following the season played in the Dominican Winter League (19g, .309, 1 2b, 10rbi, 1sb).

PERSONAL

- Debuted in the Cuban Serie Nacional (primary domestic amateur baseball competition in Cuba) in 2014-15, where he hit .265 with 12 steals...Named Serie Nacional Rookie of the Year...Led Isla de la Juventud to their first ever appearance in Cuban finals...Led league with 338 assists and ranked third in steals...Signed with Reds for \$7 million as the highest signing bonus paid during that year's signing period.

Alfredo Rodriguez Career Stats

YEAR	TEAM	LVL	AFF	G	AB	R	H	2B	3B	HR	RBI	SB	CS	BB	SO	BA	OBP	SLG
2016	Reds (DOSL)	FRk	CIN	22	77	12	18	5	0	0	8	9	0	9	16	.234	.333	.299
2017	Daytona	A+	CIN	118	483	52	122	14	0	2	36	11	9	25	79	.253	.294	.294
2018	Pensacola	AA	CIN	9	26	4	5	0	0	0	0	0	0	2	7	.192	.276	.192
2018	Daytona	A+	CIN	31	111	12	23	5	1	2	12	4	0	8	22	.207	.270	.324
2018	Reds	Rk	CIN	6	20	3	5	3	0	0	3	0	0	1	3	.250	.286	.400
2019	Louisville	AAA	CIN	23	77	5	13	4	0	0	9	3	0	7	13	.169	.261	.221
2019	Chattanooga	AA	CIN	104	409	50	117	18	2	1	25	13	9	22	62	.286	.325	.347
Minors (4 seasons)					313	1203	138	303	49	3	5	93	40	18	74	.252	.302	.310

SANMARTIN, Reiver - LHP

AGE: 24; HT: 6-2; WT: 160; B/T: L/L

BORN: 4/15/96, Cartagena, Colombia. RESIDES: Cartagena, Colombia.

ML SERVICE: 0.000

OBTAINED: From Yankees with RHP Sonny Gray on 6/21/19 for 2B Shed Long and future considerations.

CAREER HIGHLIGHTS

- In 2020-21 Caribbean Series, posted 1.80 ERA with 8 strikeouts in 5.0 innings for Colombia.
- Named Florida State League Pitcher of the Week on 5/26/19.
- In 2019, traded from the Yankees to the Reds along with RHP Sonny Gray on 6/21 in exchange for 2b Shed Long and future considerations.
- In 2017, traded to the Yankees from the Rangers in exchange for RHP Ronald Herrera
- In 2015, signed with the Rangers as a non-drafted free agent on 7/2.

2019 SEASON

- Went a combined 4-12 with a 4.05 ERA in 25 starts split between Advanced-A Daytona and Double-A Chattanooga.
- Named Florida State League Pitcher of the Week on 5/26/19.
- Pitched a career-high 122.1 innings after previously topping out at 67.1ip (2018 season).
- Struck out 114 batters with just 31 walks.

PERSONAL

- First name pronounced RAY-ver...Has achieved a 4.93 strikeout to walk ratio during his five minor league seasons...Was member of the Colombian national team at 2017 World Baseball Classic, but did not appear in a game.

Reiver Sanmartin Career Stats

YEAR	TEAM	LVL	AFF	W	L	ERA	G	GS	GF	CG	SHO	SV	IP	H	R	ER	HR	BB	SO	WHIP
2015	Rangers 1	FRk	TEX	0	1	5.23	6	0	3	0	0	0	10.1	12	6	6	0	9	7	2.032
2016	Rangers 2	FRk	TEX	3	1	2.77	8	8	0	0	0	0	39.0	42	16	12	2	4	38	1.179
2016	Rangers 1	FRk	TEX	4	0	1.61	4	4	0	0	0	0	22.1	19	5	4	0	2	18	0.940
2017	Hickory	A	TEX	4	1	2.62	7	6	1	0	0	0	34.1	36	11	10	1	6	28	1.223
2017	Spokane	A-	TEX	3	1	2.27	7	5	1	0	0	0	31.2	38	12	8	2	3	28	1.295
2018	Trenton	AA	NYN	0	1	1.80	1	1	0	0	0	0	5.0	4	2	1	0	0	4	0.800
2018	Tampa	A+	NYN	2	0	0.00	2	1	0	0	0	0	12.0	8	1	0	0	0	10	0.667
2018	Charleston	A	NYN	2	6	4.19	8	8	0	0	0	0	43.0	48	26	20	2	4	31	1.209
2018	Staten Island	A-	NYN	1	0	0.00	2	0	2	0	0	1	7.1	5	0	0	0	0	13	0.682
2018	Chattanooga	AA	CIN	2	7	4.34	12	12	0	0	0	0	58.0	61	41	28	6	17	54	1.345
2019	Daytona	A+	CIN	2	5	3.78	13	13	0	0	0	0	64.1	68	32	27	5	14	60	1.275
Minors (5 seasons)				23	23	3.19	70	58	7	0	0	1	327.1	341	152	116	18	59	291	1.222

SANTILLAN, Tony - RHP**AGE:** 23; **HT:** 6-3; **WT:** 240; **B/T:** R/R**BORN:** 4/15/97, Fort Worth, TX. **RESIDES:** Arlington, TX.**ML SERVICE:** 0.000**OBTAINED:** Selected in the second round (49th overall) of the June 2015 first-year player draft.**CAREER HIGHLIGHTS**

- Is rated by Baseball America the ninth-best prospect in the organization.
- In 2018 was the Reds' Minor League Pitcher of the Year and their Pitcher of the Month for April and July.
- From 2016-2018 was an All-Star at 3 different levels (Pioneer League in 2016, Midwest League in 2017, Florida State League in 2018).
- Following the 2017 season, his changeup was rated by Baseball America the best in the organization...following the 2016 season, his fastball was rated by Baseball America the best in the organization.
- In November 2018 participated in a leadership training program at West Point.
- Following the 2019 season was invited to Major League Baseball's Rookie Career Development Program.

2020 SEASON

- Spent the season at the alternate training site as part of the Reds' 60-player pool roster.
- Was a member of the 40-player Postseason roster and traveled with the team to the final road trip of the regular season, a 3-game series at Min, and to the Wild Card Series at Atl.
- Did not make an appearance on the active roster during the regular season or Postseason.
- At 22 years old, went to spring training in Goodyear as the youngest player on the Reds' 40-man roster.
- Entered the season rated by MLB.com the fourth-best prospect in the organization behind RHP Hunter Greene, LHP Nick Lodolo and IF Jonathan India and the fifth-best prospect as rated by Baseball America.

2019 SEASON

- In an injury-plagued season made all 21 of his starts for Class AA Chattanooga.
- Was on the Lookouts' injured list 3 times with injuries related to an impingement in his right shoulder (6/28-7/4, 7/14-7/18, 8/2-remainder of the season).
- Entered the season rated by both Baseball America and MLB Pipeline the fifth-best prospect in the organization and 69th in BA's Top 100...also was rated by field managers the best pitching prospect in the Florida State League and by Baseball America the sixth-best overall prospect in the Southern League.
- On 11/20 was added to the 40-man roster.

PERSONAL

- Graduated from Seguin High School in Arlington, Texas...Hit .278 (5-for-18) with .350 OBP with Double-A Chattanooga in 2019.

Tony Santillan Career Stats

YEAR	TEAM	LVL	AFF	W	L	ERA	G	GS	GF	CG	SHO	SV	IP	H	R	ER	HR	BB	SO	WHIP
2015	Reds	Rk	CIN	0	2	5.03	8	7	0	0	0	0	19.2	15	12	11	1	11	19	1.322
2016	Dayton	A	CIN	2	3	6.82	7	7	0	0	0	0	30.1	27	23	23	3	24	38	1.681
2016	Billings	Rk	CIN	1	0	3.92	8	8	0	0	0	0	39.0	32	17	17	4	16	46	1.231
2017	Dayton	A	CIN	9	8	3.38	25	24	0	0	0	0	128.0	104	57	48	9	56	128	1.250
2018	Pensacola	AA	CIN	4	3	3.61	11	11	0	0	0	0	62.1	65	27	25	8	16	61	1.299
2018	Daytona	A+	CIN	6	4	2.70	15	15	0	1	0	0	86.2	81	31	26	5	22	73	1.188
2019	Chattanooga	AA	CIN	2	8	4.84	21	21	0	0	0	0	102.1	110	59	55	8	54	92	1.603
Minors (5 Seasons)				24	28	3.94	95	93	0	1	0	0	468.1	434	226	205	38	199	457	1.352

SCHROCK, Max - INF

AGE: 26; HT: 5-9; WT: 185; B/T: L/R

BORN: 10/12/94, Bremerton, WA. RESIDES: Cary, NC.

ML SERVICE: 0.075

OBTAINED: Claimed off waivers from the Cubs, February 10, 2021.

CAREER HIGHLIGHTS

- In 2021 attended Major League spring training camp for the fourth consecutive year.
- In 2020 made his Major League debut with 11 apps for the Cardinals.
- In 2017 was an MiLB.com Athletics Organization All-Star and a Texas League All-Star.
- In 2016 was the Most Valuable Player of the South Atlantic League All-Star Game.
- In 2016 led all minor league batters with 177 hits while playing for 2 affiliates (Wsh, Oak) and 4 teams (Hagerstown, Potomac, Stockton, Midland).
- In the minor leagues was a member of 3 league championship teams (2016 Texas League, 2017 Texas League, 2018 Pacific Coast League) and the 2018 Triple-A post-season champion.
- In his minor league career hit .300 (.29972) over 480 apps and 1,979 plate apps.
- In his minor league career played 2B (329g, 322gs), 3B (71g, 69gs), SS (12g, 9gs) and LF (11g, 8gs).
- In his minor league career was successful on 76 percent of his stolen base attempts (50-66).
- In his minor league career struck out just 185 times in 1,979 plate apps for an average of once every 10.70 plate apps...is the 16th-best ratio among all minor league batters since his first professional season in 2015.
- In 2017, at Class AA Midland led the Texas League in plate apps-per-strikeout ratio (1k / 10.88pa).
- In 2017 led Texas League second basemen in fielding percentage (.986), games (101), total chances (436), putouts (173), assists (257) and double plays (83)...from 4/26-6/25 produced a 35-game errorless streak.

2020 SEASON

- Spent most of the season at the Cardinals' alternate training site but made his Major League debut by playing in 11 games.
- Made all 11 of his apps from 8/5-8/28...was on the roster twice more, from 9/16-9/17 and 9/28-9/29, but did not play in a game.
- Played 2B (5g, 3gs) and 3B (2g, 1gs).
- On 8/15 made his Major League debut in a 6-3 Cardinals win at White Sox...started at 2B in the nightcap of a doubleheader sweep...in the fifth inning, in his second career plate appearance, singled off Jimmy Cordero for his first Major League hit...singled again in his next plate appearance, in the sixth inning, off Jace Fry.
- Also made a pitching appearance...in the 14-2 loss to the Indians on 8/28 threw 8 pitches in a perfect ninth inning (Tyler Naquin F8, Jordon Luplow FP2, Roberto Perez 6-3).
- Hit his only Major League home run in a 5-4 loss to the Cubs in the nightcap of a doubleheader at Wrigley Field on 8/17 (solo off Kyle Ryan)...was the second of the Cardinals' only set of back-to-back HR all season, preceded by Brad Miller's homer.
- Following the season, on 10/30, was claimed off waivers by the Cubs.
- On 2/5/21 was designated for assignment by the Cubs.
- On 2/10/21 was claimed off waivers by the Reds.

PERSONAL

- Graduated from Cardinal Gibbons High School in Raleigh, NC...played for the Evoshield Canes Baseball AAU team that won the 2010 16-U World Wood Bat National Championship...from 2013-2015 played at the University of South Carolina, where he was a freshman teammate of senior pitcher Tyler Webb...in 2013 was an NCBWA freshman All-American...in 2015 was a second-team All-Southeastern Conference pick.

Max Schrock Career Stats

YEAR	TEAM	LVL	AFF	G	AB	R	H	2B	3B	HR	RBI	SB	CS	BB	SO	BA	OBP	SLG
2016	Midland	AA	OAK	6	23	3	9	1	0	0	3	0	1	0	0	.391	.375	.435
2016	Potomac	A+	WSN	54	232	30	79	11	0	5	29	7	2	9	22	.341	.373	.453
2016	Stockton	A+	OAK	2	9	0	1	0	0	0	0	0	0	0	0	.111	.111	.111
2016	Hagerstown	A	WSN	67	270	46	88	20	2	4	39	15	3	22	20	.326	.381	.459
2017	Midland	AA	OAK	106	417	55	134	19	1	7	46	4	2	34	42	.321	.379	.422
2018	Memphis	AAA	STL	114	417	41	104	22	0	4	42	10	5	24	36	.249	.296	.331
2019	Memphis	AAA	STL	85	265	42	73	20	1	2	31	12	2	37	49	.275	.366	.381
2020	STL	MLB	STL	11	17	1	3	0	0	1	1	0	0	0	6	.176	.176	.353
MLB (1 season)				11	17	1	3	0	0	1	1	0	0	0	6	.176	.176	.353
Minors (5 seasons)				480	1805	248	541	103	8	24	204	50	16	139	185	.300	.354	.406

SHIPLEY, Braden - RHP**AGE:** 29; **HT:** 6-1; **WT:** 190; **B/T:** R/R**BORN:** 2/22/92, Medford, OR. **RESIDES:** Scottsdale, AZ.**ML SERVICE:** 0.128**OBTAINED:** Signed to a minor league contract and invited to 2021 MLB spring training, February 10, 2021.**CAREER HIGHLIGHTS**

- Was selected from University of Nevada by the Diamondbacks in the first round (15th overall) of the June 2013 first-year player draft...became the highest drafted athlete in school history.
- Was a non-roster invitee to Major League spring training camp in 2015 (Diamondbacks), 2016 (Diamondbacks), 2019 (Diamondbacks), 2020 (Royals) and 2021 (Reds).
- Made his most recent Major League appearance in a 9-5 Diamondbacks loss on 6/25/18 at Mia (2ip, 4h, 4er, 2bb, 2k).
- Made his Major League debut on 7/25/16 at Mil, started and suffered the 7-2 loss (5.1ip, 8h, 6er, 4bb, 4k, 3hr)...doubled off Chase Anderson in his first career plate appearance.
- Earned his first Major League victory on 7/30/16 at Dodger Stadium (4-2 win).
- On 8/20/17 at Min threw 5.2 innings, tied for the fourth-longest relief appearance in Diamondbacks history and the team's longest since Vicente Campos went 5.2 innings on 8/27/16 vs Cin.
- Was Reno's Pitcher of the Month for May 2017.
- Entered the 2016 season rated by both Baseball America and MLB.com the No. 1 prospect in the Diamondbacks organization.
- In 2016 was a mid-season Pacific Coast League All-Star and PCL Pitcher of the Week for 4/25-5/1.
- Prior to the 2015 season, his changeup and curveball were rated by Baseball America the best in the Diamondbacks organization.
- In 2014 helped the U.S. team to a 3-2 victory in Major League Baseball's Sirius AM All-Star Futures Game at Min's Target Field (0.2ip, 1h).

2020 SEASON

- Spent July and August at the Royals' alternate training site as part of their 60-player Summer Camp roster.
- On 8/31 was released.
- On 2/10/21 was signed by the Reds to a minor league contract and invited to 2021 Major League spring training camp.

2019 SEASON

- Spent the entire year at Reno (AAA), going 4-5 with a 5.95 ERA (63 ER in 95.1 IP) in 15 starts (30 appearances).
- Missed 19 games with a right shoulder injury, being placed on the Injured List on July 11...reinstated on Aug. 1.
- After returning from the Injured List, went 2-1 with a 1.32 ERA (4 ER in 27.1 IP), over his final eight appearances (three starts)...held opponents to a .173 batting average (17-for-98) during this stretch.
- Went 2-4 with a 7.81 ERA (59 ER in 68.0 IP) in his first 22 appearances (12 starts), prior to the All-Star break.
- Tallied a season-high eight strikeouts twice in 5.0-inning starts: May 29 at Albuquerque and June 26 at Salt Lake.

PERSONAL

- In 2010 graduated from North Medford High School in Medford, OR...in 2011 was named the No. 1 prospect in the Alaskan Summer Collegiate League...as a junior at the University of Nevada-Reno, was named Western Athletic Conference co-Pitcher of the Year (7-3, 2.77, 102k, 107.1ip) and second-team All-West Region by the American Baseball Coaches Association...as a sophomore was named WAC Pitcher of the Year after leading the league with a 2.20 ERA...as a freshman was Nevada's starting shortstop, while also making 5 pitching apps, and was named second team All-WAC (.287, 7 2b, 19rbi)...Grew out his hair in 2018 to donate to Locks of Love, which provides hairpieces to financially disadvantaged children with cancer. is a cousin of former NFL receiver Jordan Shipley, who from 2010-2012 played for Cincinnati, Jacksonville and Tampa Bay.

Braden Shipley Career Stats

YEAR	TEAM	LVL	AFF	W	L	ERA	G	GS	GF	CG	SHO	SV	IP	H	R	ER	HR	BB	SO	WHIP
2013	South Bend	A	ARI	0	1	2.61	4	4	0	0	0	0	20.2	14	6	6	2	8	16	1.065
2013	Hillsboro	A-	ARI	0	2	7.58	8	8	0	0	0	0	19.0	30	18	16	1	6	24	1.895
2014	Mobile	AA	ARI	1	2	3.60	4	4	0	0	0	0	20.0	14	8	8	3	10	18	1.200
2014	Visalia	A+	ARI	2	4	4.03	10	10	0	0	0	0	60.1	57	32	27	7	21	68	1.293
2014	South Bend	A	ARI	4	2	3.74	8	8	0	0	0	0	45.2	46	22	19	1	11	41	1.248
2015	Mobile	AA	ARI	9	11	3.50	28	27	0	1	0	0	156.2	147	68	61	7	56	118	1.296
2016	ARI	MLB	ARI	4	5	5.27	13	11	0	0	0	0	70.0	80	43	41	14	28	43	1.543
2016	Reno	AAA	ARI	8	5	3.70	19	19	0	1	0	0	119.1	131	53	49	7	22	77	1.282
2017	ARI	MLB	ARI	0	1	5.76	10	3	2	0	0	0	25.0	31	18	16	5	15	18	1.840
2017	Reno	AAA	ARI	7	6	5.66	19	19	0	1	0	0	105.0	129	68	66	18	42	69	1.629
2017	Diamondbacks	Rk	ARI	0	0	9.00	1	1	0	0	0	0	4.0	5	4	4	1	0	5	1.250
2018	ARI	MLB	ARI	0	0	7.20	3	0	2	0	0	0	5.0	4	4	4	0	2	3	1.200
2018	Reno	AAA	ARI	6	4	5.81	30	6	3	0	0	1	74.1	93	52	48	13	36	58	1.735
2019	Reno	AAA	ARI	4	5	5.95	30	15	2	0	0	0	95.1	111	69	63	19	37	88	1.552
MLB (3 seasons)				4	6	5.49	26	14	4	0	0	0	100.0	115	65	61	19	45	64	1.600
Minors (7 seasons)				41	42	4.59	161	121	5	3	0	1	720.1	777	400	367	79	249	582	1.424

TAKAHASHI, Bo - RHP

AGE: 24; HT: 6-0; WT: 225; B/T: R/R

BORN: 1/23/97, Presidente Prudente, Brazil. RESIDES: Presidente Prudente, Brazil.

ML SERVICE: 0.002

OBTAINED: Signed to a minor league contract with an invitation to 2021 MLB spring training, December 18, 2020.

CAREER HIGHLIGHTS

- Is trying to become the sixth player born in Brazil to appear in a Major League game.
- In 2019 (2g) and 2020 (1g) participated in Major League spring training camps with the Diamondbacks.
- In Rio de Janeiro in December 2019 received an award from the Brazilian Olympic Committee as the country's Best Baseball Athlete.
- In September 2016 pitched in the 2017 World Baseball Classic qualifier for Team Brazil, which was managed by Cooperstown and Reds Hall of Famer Barry Larkin...started Game 2 at MCU Park in Brooklyn and suffered the 1-0 loss to eventual bracket champion Israel (4ip, 2h, 1er, 1bb, 5k).
- Pitched for the Brazilian junior team in 2012.
- Was the Diamondbacks' Minor League Pitcher of the Month for April 2019 (5gs, 3-0, 1.73).
- Was a mid-season All-Star in the California League (2017) and Southern League (2019).
- 4 times was a Minor League Player of the Week, including once in the Pioneer League in 2015, twice in the California League in 2017 and once in the California League in 2018.
- Earned 2 days of Major League service while on the Diamondbacks' roster from 8/18-8/19, 2019 but did not appear in a game.

2020 SEASON

- Was on the Diamondbacks' 40-man roster and 60-man player pool roster.
- Travel restrictions between the United States and Brazil due to the COVID-19 pandemic prevented him from attending workouts at the alternate training site.
- On 10/27 was outrighted off the Diamondbacks' 40-man roster.
- On 11/1 became a minor league free agent.
- On 12/18 was signed by the Reds to a minor league contract with an invitation to 2021 Major League spring training camp.

2019 SEASON

- Made 23 starts for Double-A Jackson, going 9-7 with a 3.72 ERA (49 ER in 118.2 IP) and 104 strikeouts.
- Named a Southern League midseason All-Star.
- Limited hitters to a .216 average with runners in scoring position.
- Was recalled by the D-backs on Aug. 18, but did not make an appearance...was optioned to Reno the following day.
- Was named the 2019 "Best Baseball Athlete" by the Brazilian Olympic Committee...received his award in a ceremony in Rio de Janeiro on Dec. 10, 2019.

PERSONAL

- Rodrigo Hitoshi Takahashi...attended Colégio Anglo Prudentino...nickname "Bo" is derived from the Japanese word that means "little kid"...one of his great-grandfathers migrated to Brazil from Wakayama, Japan...resides in Presidente Prudente, a city of more than 220,000 people located about 350 miles west of São Paulo...the city is named after Prudente de Morais, the first civilian president of the country and third president overall (1894-98)...is fluent in English, Portuguese and Spanish...can understand Japanese but is still learning to speak it...learned English by watching TV shows and movies in English with Portuguese or Spanish subtitles... Is an avid fisherman...his father, brother and him like to go bass fishing in Rio Paraná, the second-longest river in Brazil.

Bo Takahashi Career Stats

YEAR	TEAM	LVL	AFF	W	L	ERA	G	GS	GF	CG	SHO	SV	IP	H	R	ER	HR	BB	SO	WHIP
2014	Diamondbacks	Rk	ARI	3	4	4.39	10	4	1	0	0	0	41.0	34	22	20	1	12	34	1.122
2015	Missoula	Rk	ARI	8	1	4.66	15	15	0	0	0	0	77.1	77	42	40	8	30	54	1.384
2016	Visalia	A+	ARI	0	1	4.00	2	2	0	0	0	0	9.0	7	4	4	2	1	8	0.889
2016	Kane County	A	ARI	1	1	3.00	7	5	1	0	0	0	24.0	23	10	8	1	11	19	1.417
2016	Hillsboro	A-	ARI	5	2	2.50	10	10	0	0	0	0	50.1	39	17	14	0	17	40	1.113
2017	Visalia	A+	ARI	7	10	5.33	20	20	0	0	0	0	109.2	107	70	65	13	37	93	1.313
2017	Kane County	A	ARI	0	2	3.86	4	4	0	0	0	0	16.1	16	13	7	3	5	14	1.286
2018	Jackson	AA	ARI	3	3	4.68	14	14	0	0	0	0	73.0	65	38	38	12	20	77	1.164
2018	Visalia	A+	ARI	3	3	3.02	9	9	0	0	0	0	47.2	45	17	16	4	10	53	1.154
2019	Jackson	AA	ARI	9	7	3.72	22	22	0	0	0	0	118.2	108	52	49	12	38	104	1.230
Minors (6 seasons)				39	34	4.14	113	105	2	0	0	0	567.0	521	285	261	56	181	496	1.238

TAYLOR, Beau - C

AGE: 31; HT: 5-11; WT: 205; B/T: L/R

BORN: 2/13/90, Rockledge, FL. RESIDES: Rockledge, FL.

ML SERVICE: 0.168

OBTAINED: Claimed off waivers from the Indians and optioned to the alternate training site, April 3, 2021.

CAREER HIGHLIGHTS

- On 6/18/19 vs. Baltimore, hit first MLB home run and collected first MLB RBI with homer off Gabriel Ynoa in third inning.
- Made MLB debut with Oakland on 9/1/18 vs. Seattle.
- In 2017 was MiLB.com Organization All-Star (split season between Midland and Nashville).
- Began 2017 season on the suspended list as he served a 50-game suspension for a violation of the MiLB drug testing program (amphetamine).
- In 2016 was Mid and Postseason All-Star in Texas League...Led league in OBP, ranked sixth in walks and seventh in batting... also led A's farm system in OBP.
- Led Texas League catchers in games played with his 95 appearances in 2016.
- Reached base safely in 22 consecutive games during 2014 season with Single-A Stockton (from 7/26-8/19).

2020 SEASON

- Spent first year in Cleveland organization...Made seven starts behind the dish and threw out 2 of 4 runners attempting to steal
- Was with the club from July 28 (Pérez IL) thru Aug. 25
- Started the year 0-for-16 and walked, singled and drove in a run in Aug. 20 win at Pittsburgh.
- Spent remaining portion of season at the Lake County Alternate Training Site.
- Batted .235 (5-for-17) in 12 games during spring/summer camp.

2019 SEASON

- Began the year in AAA Las Vegas after a non-roster spring invitation to Major League camp with Oakland, his ninth season in the A's system.
- Appeared in nine games over two stints with Oakland, 6/8-7/1 and 7/31-8/2, before he was designated for assignment on 8/14 and claimed off waivers by Toronto two days later.
- Played in one game for the Blue Jays and 10 with Triple-A Buffalo before he was designated for assignment on 9/7 and claimed back by Oakland on 9/10.
- Appeared in one game, 9/10, and was DFA'd and outrighted off the roster on 9/25.
- Hit his first home run and collected his first RBI on June 18 vs. Baltimore, a third inning shot off Gabriel Ynoa.

PERSONAL

- Graduated from Rockledge (FL) High School...Attended the University of Central Florida...Batted .337 with 16 home runs and 105 RBI in his college career...Was a Louisville Slugger/Collegiate Baseball Freshman All-America selection.

Beau Taylor Career Stats

YEAR	TEAM	LVL	AFF	G	AB	R	H	2B	3B	HR	RBI	SB	CS	BB	SO	BA	OBP	SLG
2011	Burlington	A	OAK	43	147	16	43	7	2	0	17	1	3	18	34	.293	.367	.367
2011	Vermont	A-	OAK	5	18	1	2	0	0	0	1	0	0	4	4	.111	.111	.111
2012	Midland	AA	OAK	36	120	13	28	5	0	0	10	0	0	11	36	.233	.303	.275
2012	Stockton	A+	OAK	52	195	25	64	10	2	3	34	0	2	28	29	.328	.412	.446
2013	Midland	AA	OAK	76	267	21	51	11	0	3	32	1	0	33	71	.191	.282	.266
2014	Midland	AA	OAK	63	209	22	50	15	0	3	26	1	1	23	61	.239	.316	.354
2014	Stockton	A+	OAK	32	114	21	38	10	0	5	27	0	0	22	33	.333	.435	.553
2015	Midland	AA	OAK	17	58	11	15	2	0	2	11	0	0	7	11	.259	.333	.397
2015	Stockton	A+	OAK	68	238	27	51	11	1	4	28	2	1	34	63	.214	.319	.319
2016	Midland	AA	OAK	95	339	50	95	25	0	5	53	1	1	54	86	.280	.383	.398
2017	Nashville	AAA	OAK	41	142	26	41	6	0	3	17	0	1	20	32	.289	.374	.394
2017	Midland	AA	OAK	21	68	10	21	4	1	2	7	0	0	9	17	.309	.385	.485
2018	OAK	MLB	OAK	7	5	0	1	1	0	0	0	0	0	1	2	.200	.333	.400
2018	Nashville	AAA	OAK	90	302	39	75	15	3	3	39	2	0	50	89	.248	.360	.348
2019	OAK	MLB	OAK	9	22	3	4	0	0	2	2	0	0	4	6	.182	.333	.455
2019	TOR	MLB	TOR	1	2	0	0	0	0	0	0	0	0	0	1	.000	.000	.000
2019	OAK	MLB	OAK	1	1	0	0	0	0	0	0	0	0	0	0	.000	.000	.000
2019	Las Vegas	AAA	OAK	62	191	38	49	13	1	8	32	0	0	47	70	.257	.408	.461
2019	Buffalo	AAA	TOR	10	32	5	6	2	0	0	4	0	0	5	8	.188	.282	.250
2020	CLE	MLB	CLE	7	21	1	1	0	0	0	2	0	0	2	9	.048	.130	.048
MLB (3 seasons)				25	51	4	6	1	0	2	4	0	0	7	18	.118	.237	.255
Minors (9 seasons)				711	2440	325	629	136	10	41	338	8	9	361	644	.258	.355	.372

REDS AFFILIATES



LOUISVILLE BATS
TRIPLE-A
TRIPLE-A EAST (MIDWEST)



CHATTANOOGA LOOKOUTS
DOUBLE-A
DOUBLE-A SOUTH (NORTH)



DAYTON DRAGONS
CLASS A ADVANCED
HIGH-A CENTRAL (EAST)



DAYTONA TORTUGAS
CLASS A
LOW-A SOUTHEAST (EAST)



AZL REDS
ROOKIE
ARIZONA LEAGUE



DSL REDS
ROOKIE
DOMINICAN SUMMER LEAGUE

2021 CINCINNATI REDS STAFF

Great American Ball Park
100 Joe Nuxhall Way
Cincinnati, Ohio 45202

PHONE: 513.765.7000
FAX: 513.765.7342
www.reds.com

World Series Champions
1919, 1940, 1975, 1976, 1990



EXECUTIVE OFFICE

Robert H. Castellini.....	Chief Executive Officer
W. Joseph Williams.....	Jr Chairman
Thomas L. Williams.....	Vice Chairman
Phillip J. Castellini.....	President and Chief Operating Officer
Shellie Petrey.....	Executive Operations Manager
Barry Larkin.....	Senior Advisor to President/COO
Nick Krall.....	Vice President and General Manager
Sarah Vedder.....	Exec. Asst. to Pres. of Baseball Ops. & GM
Walt Jocketty.....	Executive Advisor to the CEO
Christopher L. Fister.....	Secretary and Treasurer
Karen Forgas.....	Senior Vice President of Business Operations
Teddy Siegel.....	Business Ops. Assistant
Emily Mahle.....	Business Ops. Assistant/Speakers Bureau
Doug Healy.....	Senior Vice President of Finance and CFO
James A. Marx, Esq.....	Chief Legal Officer
Teena Schweier.....	Assistant to CLO and CFO

FRONT OFFICE

Sam Grossman.....	Vice President, Assistant General Manager
Buddy Bell.....	VP, Sr. Advisor to President of Baseball Ops.
Chris Buckley.....	Vice President, Player Personnel
Jeff Graupe.....	Senior Director, Player Personnel
Mark Edwards.....	Manager, Baseball Operations
Katie Krall.....	Baseball Operations Analyst
Geoff Head.....	Senior Director of Health & Performance
Charles Leddon.....	Director, Sports Science Initiatives
Jesus Ramos.....	Sports Science Assistant
Richard Anderson.....	Director, Baseball Analytics
Michael Schatz.....	Lead Data Scientist
James Brand.....	Major League Analytics Coordinator
Dan Aucoin.....	Senior Research & Development Analyst
Mark Weinstein.....	Baseball Research Analyst
Bo Thompson.....	Manager, Advance Scouting
Gary Hall.....	Coordinator, Major League Video & Technology

PRO SCOUTING

Rob Coughlin.....	Director, Professional Scouting
Cam Bonifay.....	Special Assistant to GM, Player Personnel
"J" Harrison.....	Special Assistant to the General Manager
Marty Maier.....	Special Assistant to the General Manager
John Morris.....	Special Assistant to the General Manager
Jeff Schugel.....	Special Assistant to the General Manager
Gary Glover.....	Professional Scout
Joe Jocketty.....	Professional Scout
Rob Fidler.....	Manager, Pacific Rim Scouting

AMATEUR SCOUTING

Brad Meador.....	Director, Amateur Scouting
Trey Hendricks.....	Director, International Scouting
Richard Jimenez.....	Director, Latin America Scouting

PLAYER DEVELOPMENT

Shawn Pender.....	Vice President, Player Development
Eric Lee.....	Senior Director, Player Development
Melissa Hill.....	Coordinator, Baseball Administration
Harris Kingley.....	Player Development Analytics Coordinator
Patrick Serbus.....	Director, Minor League Athletic Training
Becky Schnakenberg.....	Coordinator, Minor League Wellness
Leah Reitmayer.....	Coordinator, Minor League Nutrition
Dan Adams.....	Coord., Health/Performance-Program Integration
Will Gilmore.....	Minor League Strength & Conditioning Coord.
Marcus Ahrens.....	Minor League Rehab Coordinator
Tyler Klein.....	Mental Skills Coordinator
Clete Sigwart.....	Manager, Athletic Training
Alex Puskarich.....	Minor League Asst. Str. & Cond. Coord.
Andy Riise.....	Mental Skills Coach
Eric Gonzalez.....	Physical Therapist
Chris Tremie.....	Field Coordinator
C.J. Gillman.....	Hitting Coordinator
Kyle Boddy.....	Director of Pitching
Bryan Conger.....	Pitching Coordinator
Jose Nieves.....	Infield Coordinator
Corky Miller.....	Catching Coordinator

2020 CINCINNATI REDS

Final Batting Statistics

#	Player	Team	B	AVG	G	AB	R	H	TB	2B	3B	HR	RBI	BB	IBB	SO	SB	CS	OBP	SLG
4	Akiyama, S	CIN	L	.245	54	155	16	38	46	6	1	0	9	25	0	34	7	3	.357	.297
42	Aquino, A	CIN	R	.170	23	47	7	8	15	1	0	2	8	6	0	18	1	0	.304	.319
16	Barnhart, T	CIN	L	.204	38	98	10	20	38	3	0	5	13	12	0	28	0	0	.291	.388
12	Casali, C	CIN	R	.224	31	76	10	17	38	3	0	6	8	14	0	29	2	0	.366	.500
2	Castellanos, N	CIN	R	.225	60	218	37	49	106	11	2	14	34	19	1	69	0	2	.298	.486
29	Colón, C	CIN	R	.130	11	23	3	3	4	1	0	0	2	1	0	3	1	0	.167	.174
64	Davidson, M	CIN	R	.163	20	43	3	7	17	1	0	3	11	4	0	13	0	0	.234	.395
6	Ervin, P	2 Tms	R	.149	37	74	10	11	14	3	0	0	4	14	0	22	1	0	.292	.189
52	Farmer, K	CIN	R	.266	32	64	4	17	20	3	0	0	4	5	0	13	1	0	.329	.313
3	Galvis, F	CIN	S	.220	47	141	18	31	57	5	0	7	16	13	0	30	1	1	.308	.404
38	Garcia, J	CIN	R	.194	24	67	4	13	13	0	0	0	2	1	0	26	1	1	.206	.194
17	Goodwin, B	2 Tms	L	.215	50	144	17	31	60	9	1	6	22	17	1	54	5	0	.299	.417
26	Iglesias, R	CIN	R	.000	1	0	0	0	0	0	0	0	0	0	0	0	0	0	.000	.000
31	Jankowski, T	CIN	L	.067	16	15	3	1	1	0	0	0	0	2	0	7	2	1	.176	.067
21	Lorenzen, M	CIN	R	.000	6	0	2	0	0	0	0	0	0	0	0	0	0	0	1.000	.000
9	Moustakas, M	CIN	L	.230	44	139	13	32	65	9	0	8	27	18	1	36	1	0	.331	.468
34	Payton, M	CIN	L	.167	8	18	0	3	4	1	0	0	0	2	0	5	1	0	.250	.222
15	Senzel, N	CIN	R	.186	23	70	8	13	25	6	0	2	8	6	0	15	2	1	.247	.357
37	Stephenson, T	CIN	R	.294	8	17	4	5	11	0	0	0	2	6	2	0	9	0	.400	.647
7	Suárez, E	CIN	R	.202	57	198	29	40	93	8	0	15	38	30	1	67	2	0	.312	.470
17	VanMeter, J	2 Tms	L	.129	26	70	9	9	18	3	0	2	6	7	0	24	1	0	.228	.257
19	Votto, J	CIN	L	.226	54	186	32	42	83	8	0	11	22	37	1	43	0	0	.354	.446
33	Winker, J	CIN	L	.255	54	149	27	38	81	7	0	12	23	28	0	46	1	0	.388	.544
	CIN			.212	60	1842	243	390	742	76	3	90	237	239	4	534	29	9	.312	.403
	OPP			.215	60	1867	243	401	699	77	10	67	228	213	6	615	23	11	.303	.374



Final Pitching Statistics

No.	Player	Team	T	W	L	ERA	G	GS	CG	SHO	GF	HLD	SV	SVO	IP	H	R	ER	HR	BB	SO	AVG	DP
70	Antone, T	CIN	R	0	3	2.80	13	4	0	0	1	1	0	1	35.1	20	11	11	4	16	45	.165	4
27	Bauer, T	CIN	R	5	4	1.73	11	11	2	2	0	0	0	0	73.0	41	17	14	9	17	100	.159	3
	Biddle, J	CIN	L	0	0	0.00	1	0	0	0	0	0	0	0	0.2	1	0	0	0	1	1	.333	0
23	Bradley, A	2 Tms	R	2	0	2.95	16	0	0	0	10	2	6	7	18.1	17	6	6	1	3	18	.246	4
58	Castillo, L	CIN	R	4	6	3.21	12	12	1	0	0	0	0	0	70.0	62	31	25	5	24	89	.233	5
64	Davidson, M	CIN	R	0	0	5.40	3	0	0	0	3	0	0	0	3.1	4	2	2	1	2	1	.308	1
87	De León, J	CIN	R	0	0	18.00	5	0	0	0	2	0	0	0	6.0	6	12	12	1	11	10	.250	0
28	DeSclafani, A	CIN	R	1	2	7.22	9	7	0	0	1	0	0	0	33.2	41	27	27	7	16	25	.301	1
50	Garrett, A	CIN	L	1	0	2.45	21	0	0	0	1	6	1	2	18.1	10	5	5	4	7	26	.161	3
54	Gray, S	CIN	R	5	3	3.70	11	11	0	0	0	0	0	0	56.0	42	26	23	4	26	72	.203	4
26	Iglesias, R	CIN	R	4	3	2.74	22	0	0	0	17	2	8	10	23.0	16	11	7	1	5	31	.193	1
57	Jones, N	CIN	R	0	1	6.27	21	0	0	0	8	4	0	0	18.2	25	13	13	5	6	23	.325	1
66	Kuhnel, J	CIN	R	1	0	6.00	3	0	0	0	1	0	0	0	3.0	4	2	2	2	0	3	.308	0
21	Lorenzen, M	CIN	R	3	1	4.28	18	2	0	0	2	2	0	1	33.2	30	17	16	3	17	35	.236	1
30	Mahle, T	CIN	R	2	2	3.59	10	9	0	0	0	0	0	0	47.2	34	21	19	6	21	60	.198	2
22	Miley, W	CIN	L	0	3	5.65	6	4	0	0	2	0	0	0	14.1	15	10	9	1	9	12	.268	3
43	Raley, B	2 Tms	L	0	1	4.95	21	0	0	0	7	6	1	1	20.0	13	12	11	3	6	27	.178	0
23	Reed, C	2 Tms	L	0	1	4.50	11	0	0	0	5	0	0	0	12.0	11	6	6	2	8	12	.239	1
47	Romano, S	CIN	R	1	0	0.00	2	0	0	0	1	0	0	0	1.1	0	0	0	0	0	0	.000	0
39	Sims, L	CIN	R	3	0	2.45	20	0	0	0	5	5	0	2	25.2	13	10	7	3	11	34	.146	2
55	Stephenson, R	CIN	R	0	0	9.90	10	0	0	0	4	1	0	0	10.0	11	11	8	3	13	.282	0	
46	Strop, P	CIN	R	0	0	3.86	4	0	0	0	0	1	0	0	2.1	1	3	1	0	6	3	.125	0
48	Thornburg, T	CIN	R	0	0	3.86	7	0	0	0	2	1	0	0	7.0	6	3	3	0	5	10	.222	0
				31	29	3.84	60	60	3	5	57	25	9	16	504.0	401	243	215	67	213	615	.215	33

2019 LOUISVILLE BATS - TRIPLE-A

Player	AVG	G	AB	R	H	2B	3B	HR	RBI	BB	SO	SB	E
Alaniz, R	.000	8	0	0	0	0	0	0	0	0	0	0	0
Antone, T	.091	5	11	1	1	1	0	0	0	0	3	0	1
Aquino, A	.299	78	294	56	88	13	1	28	53	23	81	5	8
Archer, T	.000	2	0	0	0	0	0	0	0	0	0	0	0
Barnhart, T	.333	1	3	1	1	1	0	0	0	0	1	0	0
Bass, A	.000	7	0	0	0	0	0	0	0	0	0	0	1
Bautista, W	.000	1	0	0	0	0	0	0	0	0	0	0	0
Blandino, A	.247	70	239	36	59	13	1	5	24	40	73	1	9
Bowman, M	.000	13	0	0	0	0	0	0	0	0	0	0	0
Boxberger, B	.000	3	0	0	0	0	0	0	0	0	0	0	0
Brown, C	.200	7	20	1	4	0	0	1	3	2	6	0	2
Brown, C	.214	5	14	1	3	0	0	1	1	1	3	0	0
Chavez, A	.222	30	81	14	18	1	1	1	5	8	19	1	2
Ciuffo, N	.250	7	20	4	5	3	0	1	3	5	6	0	0
Collins, T	.000	2	0	0	0	0	0	0	0	0	0	0	0
Colón, C	.300	136	497	63	149	37	2	10	70	57	58	24	11
Crook, N	.273	84	275	38	75	16	6	10	35	19	84	9	1
Despaigne, O	.333	4	6	1	2	0	0	0	1	0	2	0	0
Dietrich, D	.182	3	11	2	2	0	0	0	0	0	2	0	0
Ervin, P	.290	40	145	27	42	8	1	6	26	19	34	6	0
Farmer, K	.000	1	4	1	0	0	0	0	0	0	2	0	0
Gennett, S	.167	3	12	0	2	1	0	0	0	0	2	0	0
Gonzalez, L	.263	13	38	8	10	2	0	0	3	4	9	0	0
Graterol, J	.249	58	209	19	52	8	1	2	26	14	18	0	5
Grimm, J	.000	6	2	0	0	0	0	0	0	0	1	0	0
Gutierrez, V	.357	10	14	2	5	0	0	1	3	0	4	0	4
Hawkins, C	.167	15	54	5	9	4	0	2	4	1	21	0	0
Herget, J	.000	16	0	0	0	0	0	0	0	0	0	0	1
Johnson, S	.241	71	203	32	49	9	1	4	15	34	55	4	3
Krol, I	.000	11	0	0	0	0	0	0	0	0	0	0	0
Kuhnel, J	.000	4	1	0	0	0	0	0	0	0	1	0	0
Lavarnway, R	.225	13	40	6	9	2	0	3	7	6	9	0	0
Longhi, N	.283	111	389	51	110	28	3	12	51	30	102	0	2
López, J	.000	3	4	0	0	0	0	0	0	0	2	0	0
Mantiply, J	.000	6	2	0	0	0	0	0	0	0	2	0	1
Markey, B	.000	2	2	0	0	0	0	0	0	0	2	0	0
Martinez, V	.222	3	9	1	2	2	0	0	1	1	2	0	0
Mella, K	.273	16	22	1	6	2	0	0	3	1	13	0	0
Nay, M	.210	32	100	12	21	3	0	4	11	9	26	0	4
O'Grady, B	.280	112	429	71	120	30	1	28	77	51	136	20	10
Okey, C	.121	9	33	2	4	1	0	0	3	0	13	0	1
Peralta, W	.000	3	0	0	0	0	0	0	0	0	0	0	0
Peraza, J	.600	4	15	3	9	2	0	0	1	0	2	2	0
Powers, A	.000	6	0	0	0	0	0	0	0	0	0	0	0
Reed, C	.000	9	0	0	0	0	0	0	0	0	0	0	0
Refsnyder, R	.315	85	298	42	94	21	2	10	45	31	86	0	3
Reyes, Je	.250	16	4	1	1	0	0	1	1	0	3	0	1
Rodriguez, A	.169	23	77	5	13	4	0	0	9	7	13	3	3
Romano, S	.000	16	3	0	0	0	0	0	0	0	2	0	0
Schebler, S	.216	53	194	18	42	6	0	5	17	12	51	0	1
Senzel, N	.257	8	35	7	9	1	0	1	2	3	13	0	1
Sims, L	.125	4	8	0	1	0	0	0	1	0	4	0	1
Siri, J	.186	30	102	10	19	4	1	0	3	9	39	5	1
Sparks, T	.000	1	3	0	0	0	0	0	0	1	3	0	0
Stephens, J	.250	16	8	1	2	0	0	0	0	0	3	0	0
Stout, E	.000	4	0	0	0	0	0	0	0	0	0	0	0
Tazawa, J	.000	1	0	0	0	0	0	0	0	0	0	0	0
Trahan, B	.226	101	354	34	80	14	2	5	29	22	84	3	4
Tromp, C	.286	26	77	15	22	2	1	7	21	11	25	0	0
Turner, S	.156	28	96	8	15	2	0	1	11	4	28	0	3
VanMeter, J	.348	49	181	43	63	14	1	14	43	24	37	8	5
Wren, K	.220	19	50	7	11	2	1	0	1	7	15	1	1
TOTAL	.262	140	4688	650	1229	257	26	163	609	456	1200	92	90

2019 LOUISVILLE BATS - TRIPLE-A

Name	W	L	ERA	G	GS	GF	CG	SHO	SV	IP	H	R	ER	BB	SO
R.J. Alaniz	1	2	2.93	25	0	16	0	0	4	27.2	25	11	9	11	31
Tejay Antone	4	8	4.65	14	13	1	0	0	0	71.2	93	42	37	31	70
Tristan Archer	0	0	6.75	10	0	4	0	0	0	13.1	21	11	10	5	10
Anthony Bass	1	1	2.21	19	0	16	0	0	9	20.1	13	7	5	6	19
Wendolyn Bautista	0	0	4.50	5	0	1	0	0	1	8.0	10	4	4	3	7
Matt Bowman	1	1	2.08	29	0	12	0	0	4	39.0	28	11	9	18	35
Brad Boxberger	0	0	11.81	5	0	2	0	0	0	5.1	10	8	7	5	8
Alberti Chavez	0	0	7.20	3	0	3	0	0	0	5.0	11	7	4	6	0
Tim Collins*	1	0	6.75	5	0	1	0	0	0	4.0	5	3	3	3	3
Christian Colon	0	0	9.00	1	0	1	0	0	0	2.0	3	2	2	1	0
Odrisamer Despaigne	3	2	3.92	8	8	0	0	0	0	41.1	40	21	18	16	40
Justin Grimm	2	0	4.50	17	0	1	0	0	0	24.0	14	12	12	17	28
Vladimir Gutiérrez	6	11	6.04	27	27	0	0	0	0	137.0	144	100	92	48	117
Courtney Hawkins	0	0	0.00	1	0	1	0	0	0	1.0	1	0	0	0	0
Jimmy Herget	3	4	2.91	48	0	16	0	0	2	58.2	41	22	19	36	68
Johendi Jiminian	0	0	9.00	1	0	0	0	0	0	5.0	9	5	5	2	2
Ian Krol*	1	3	5.33	28	0	4	0	0	1	25.1	27	16	15	12	28
Joel Kuhnel	2	1	2.00	16	0	11	0	0	4	18.0	13	5	4	8	20
Jose Lopez	2	4	6.84	11	10	1	1	0	0	50.0	63	40	38	26	44
Tyler Mahle	1	2	4.00	3	3	0	0	0	0	9.0	8	4	4	3	13
Joe Mantipty*	0	0	3.72	18	0	3	0	0	1	29.0	26	12	12	3	26
Brad Markey	2	3	7.49	11	5	2	0	0	0	33.2	41	30	28	15	13
Juan Martínez*	0	0	23.40	2	1	0	0	0	0	5.0	15	13	13	4	4
Keury Mella	8	14	5.05	27	27	0	0	0	0	142.2	160	93	80	56	102
Wandy Peralta*	0	0	3.27	12	0	0	0	0	0	11.0	11	4	4	1	7
Alex Powers	0	0	1.98	23	1	12	0	0	2	27.1	24	6	6	12	33
Cody Reed*	1	2	2.61	18	0	7	0	0	0	20.2	13	6	6	8	25
Jesus Reyes	1	6	5.03	43	7	10	0	0	0	77.0	75	52	43	54	64
Sal Romano	4	8	4.28	43	5	10	0	0	1	69.1	72	38	33	26	76
Lucas Sims	5	0	4.56	16	16	0	0	0	0	79.0	69	43	40	36	102
Jackson Stephens	8	4	5.14	47	2	3	0	0	0	84.0	93	54	48	37	80
Robert Stephenson	0	1	4.50	2	0	0	0	0	0	2.0	3	1	1	1	3
Eric Stout*	2	2	6.27	20	9	1	0	0	0	60.1	68	43	42	37	52
Junichi Tazawa	0	0	0.00	2	0	0	0	0	0	3.0	1	0	0	1	0
Alex Wood*	0	1	5.06	3	3	0	0	0	0	5.1	8	4	3	2	7
Rob Wooten	0	1	13.50	3	3	0	0	0	0	7.1	12	11	11	4	6
	59	81	4.91	140	140	139	1	7	29	1222.1	1270	741	667	554	1143

TM

2019 PENSACOLA BLUE WAHOOS - DOUBLE-A

Player	AVG	G	AB	R	H	2B	3B	HR	RBI	BB	SO	SB	E
Arraez, L	.342	38	146	18	50	6	1	0	14	18	13	3	1
Astudillo, W	.353	5	17	5	6	1	0	2	4	1	0	0	0
Blankenhorn, T	.278	93	388	50	108	18	2	18	51	18	93	11	8
César, R	.130	7	23	4	3	0	0	0	0	5	10	0	2
Contreras, M	.210	85	281	35	59	12	3	10	33	23	93	9	0
Costello, R	.240	40	129	18	31	5	2	7	21	23	45	0	2
Cronin, J	.190	79	231	37	44	5	3	5	19	38	78	9	7
Davis, J	.274	58	212	34	58	9	0	10	25	36	64	7	0
Davis, M	.156	19	64	11	10	2	3	1	5	6	31	1	3
De Jesús Jr., I	.224	21	67	7	15	2	0	2	8	12	11	0	2
De La Trinidad, E	.205	40	122	9	25	2	1	2	12	17	32	0	2
Diaz, L	.302	33	126	12	38	16	1	6	26	8	23	0	0
English, T	.174	40	132	19	23	2	1	2	15	9	51	7	2
Garver, M	.111	3	9	1	1	0	0	0	0	0	3	0	0
Gore, J	.204	93	304	31	62	11	0	3	27	26	81	2	7
Grzelakowski, T	.184	59	196	22	36	9	1	1	24	25	51	1	1
Hamilton, C	.226	88	296	41	67	15	2	6	38	40	82	7	10
Jeffers, R	.287	24	87	13	25	5	0	4	9	9	19	0	1
Kerrigan, J	.209	78	278	40	58	11	0	9	31	15	77	15	1
Kirilloff, A	.283	94	375	47	106	18	2	9	43	29	76	7	7
Kranson, M	.217	35	120	15	26	2	0	4	16	10	19	0	0
Larnach, T	.295	43	156	26	46	4	0	7	22	22	50	0	0
Lewis, R	.231	33	134	18	31	9	1	2	14	11	33	6	5
Maggi, D	.256	11	39	5	10	4	0	1	1	4	9	1	0
Miranda, J	.600	1	5	1	3	1	0	0	0	0	0	0	0
Navarro, B	.177	40	130	8	23	5	0	5	16	6	28	0	7
Rortved, B	.239	55	197	19	47	8	0	5	19	23	51	0	2
Sanó, M	.200	5	20	1	4	2	0	1	5	1	7	0	1
Schales, B	.213	26	89	14	19	6	1	4	16	19	44	0	3
Wade Jr, L	.238	6	21	3	5	3	0	0	3	3	3	0	0
Whitefield, A	.137	31	102	9	14	2	1	0	8	4	37	5	0
TOTAL	.234	139	4496	573	1053	195	25	126	525	461	1214	91	90

Player	W	L	ERA	G	GS	CG	SHO	GF	SV	IP	H	R	BB	SO
Acosta, M	0	1	11.25	1	1	0	0	0	0	4.0	8	5	1	3
Alcala, J	5	7	5.87	26	16	0	0	1	0	102.2	114	68	37	105
Ames, J	1	3	4.57	25	1	0	0	7	0	41.1	38	24	29	60
Barnes, C	3	4	3.60	14	13	0	0	0	0	75.0	78	39	24	73
Bray, A	3	3	2.55	27	4	0	0	6	1	67.0	56	21	19	66
Cheshire, J	1	0	0.00	10	0	0	0	6	5	13.2	9	0	4	14
Clay, S	3	3	2.70	31	1	0	0	19	8	46.2	44	18	18	46
Colina, E	4	0	2.03	7	4	1	0	0	0	31.0	21	8	15	37
Cutura, A	2	4	4.70	14	9	0	0	0	0	46.0	55	30	12	35
Diplán, M	0	1	4.09	8	2	0	0	2	0	11.0	10	5	7	10
Dobnak, R	4	2	2.57	11	10	1	0	0	0	66.2	58	23	6	61
Duran, J	3	3	4.86	7	7	0	0	0	0	37.0	34	20	9	41
Gonsalves, S	0	0	13.50	2	0	0	0	0	0	2.0	2	4	2	3
Gore, J	0	0	0.00	2	0	0	0	2	0	1.0	3	0	0	0
Graterol, B	6	0	1.71	12	9	0	0	1	1	52.2	32	10	21	50
Hackimer, T	4	2	3.27	27	0	0	0	10	0	41.1	30	16	19	48
Jax, G	4	5	2.67	20	20	0	0	0	0	111.1	98	38	24	84
Jay, T	1	2	4.82	17	0	0	0	5	1	28.0	36	19	19	27
Knight, D	1	0	1.59	7	0	0	0	6	5	11.1	4	2	3	14
Lujan, H	0	0	4.15	12	0	0	0	6	0	17.1	24	8	8	19
Mason, R	2	0	2.35	15	0	0	0	11	7	23.0	22	6	4	28
Mejia, A	0	0	0.00	4	4	0	0	0	0	5.0	2	0	1	7
Moran, J	2	2	4.98	20	0	0	0	4	0	34.1	27	19	23	50
Moya, G	1	0	1.23	8	1	0	0	2	0	14.2	10	2	3	20
Ober, B	3	0	0.38	4	4	0	0	0	0	24.0	10	2	2	34
Palm, T	1	1	3.00	2	0	0	0	2	0	3.0	2	3	2	1
Phillips, A	2	1	4.36	22	1	0	0	11	5	33.0	30	17	13	30
Poppen, S	2	3	4.40	8	7	0	0	0	0	28.2	30	16	17	39
Ramirez, W	4	1	4.76	8	1	0	0	2	0	11.1	8	7	5	15
Sammons, B	5	6	4.24	17	16	1	0	0	0	80.2	67	39	36	85
Sands, C	0	0	4.50	1	1	0	0	0	0	4.0	4	2	1	6
Smeltzer, D	3	1	0.60	5	5	0	0	0	0	30.0	19	3	3	33
Stashak, C	2	3	4.76	19	0	0	0	11	4	28.1	28	25	5	40
Vasquez, A	1	1	5.40	14	0	0	0	3	2	16.2	14	11	16	18
Vizcaya, A	2	2	0.78	26	2	0	0	11	4	46.0	32	5	20	48
Weiss, Z	1	2	5.94	10	0	0	0	8	0	16.2	18	13	12	20
TOTAL	76	63	3.44	139	139	3	17	136	43	1206.1	1077	528	440	127

2019 DAYTONA TORTUGAS - CLASS A ADVANCED

Player	AVG	G	AB	R	H	2B	3B	HR	RBI	BB	SO	SB	E
Beltre, M	.319	13	47	7	15	2	0	1	8	7	11	1	2
Cedrola, L	.277	102	343	41	95	10	7	1	28	17	43	18	5
Clementina, H	.249	91	338	30	84	13	0	14	54	19	92	1	8
Fairchild, S	.258	67	248	32	64	17	2	8	37	25	60	3	1
Flete, B	.277	32	112	18	31	2	0	3	9	18	26	0	3
Garcia, J	.280	104	404	58	113	37	1	8	55	25	83	15	25
Gennett, S	.143	4	14	1	2	1	0	0	0	1	3	0	0
Gordon, M	.206	19	63	4	13	1	3	0	6	5	15	2	0
Hannah, J	.224	18	67	6	15	3	1	0	6	9	16	2	0
Harris, D	.214	7	28	2	6	1	0	0	2	0	7	0	2
India, J	.256	87	317	50	81	15	5	8	30	37	84	7	12
Kolozsvary, M	.188	79	234	26	44	11	1	6	21	38	78	0	7
Liberatore, E	.091	4	11	0	1	1	0	0	1	0	8	0	0
Lopez, A	.287	124	481	67	138	17	3	2	50	38	80	9	8
Manzanero, P	.224	22	85	6	19	2	0	0	4	0	29	0	2
Mendoza, Y	.237	80	279	34	66	6	1	3	25	27	53	1	10
Mount, D	.253	76	281	33	71	12	4	1	33	13	84	17	5
Munroe, R	.152	16	46	5	7	0	0	1	8	6	14	2	0
Rey, B	.146	16	48	3	7	2	0	0	6	2	5	1	1
Rivero, C	.140	14	50	2	7	1	0	1	3	0	20	1	5
Santana, L	.091	3	11	1	1	1	0	0	3	1	5	0	0
Sugilio, A	.294	118	456	57	134	11	5	3	39	24	92	23	6
Ventura, R	.226	31	93	11	21	2	0	0	8	17	29	3	0
Yari, B	.225	120	418	54	94	18	6	7	54	66	130	2	7
.252	134	4474	548	1129	186	39	67	490	395	1067	108	137	

Player	W	L	ERA	G	GS	CG	SHO	GF	SV	IP	H	R	BB	SO
Bautista, W	4	3	3.58	18	8	1	0	8	5	60.1	52	26	13	64
Bennett, C	0	2	2.08	15	0	0	0	8	1	17.1	13	5	7	25
Byrne, M	7	3	4.27	37	6	0	0	11	3	65.1	72	34	15	60
Cox, A	3	4	2.45	35	0	0	0	23	9	36.2	34	13	20	49
Curtis, C	1	0	0.96	2	2	0	0	0	0	9.1	12	1	3	7
Diaz, C	0	1	6.00	5	0	0	0	2	1	3.0	1	2	6	4
Fossas, A	1	2	5.10	8	8	0	0	0	0	42.1	55	27	14	24
Ghyzel, J	5	2	5.89	38	0	0	0	15	2	55.0	58	37	33	49
Jordan, A	0	0	0.00	1	1	0	0	0	0	5.0	3	0	4	6
Lillie, R	3	8	3.74	20	20	0	0	0	0	110.2	100	54	33	90
Lopez, D	4	1	2.72	28	0	0	0	5	2	43.0	40	17	9	53
Machorro, C	0	0	10.13	1	0	0	0	0	0	2.2	4	3	1	2
Moreta, D	1	0	2.35	35	0	0	0	7	2	57.1	46	18	9	64
Naughton, P	5	2	2.63	9	9	0	0	0	0	51.1	49	16	9	50
Nutof, R	4	1	2.61	25	0	0	0	24	10	31.0	21	10	8	39
Olson, R	1	3	4.91	9	0	0	0	2	0	14.2	15	9	8	17
Orewiler, A	8	11	4.56	27	26	0	0	0	0	126.1	138	74	46	90
Pinto, J	2	3	5.51	31	0	0	0	12	3	47.1	57	31	29	49
Rodriguez, A	0	0	8.10	3	0	0	0	0	0	3.1	3	3	1	2
Romero, W	1	2	4.34	6	6	0	0	0	0	29.0	34	15	9	26
Sanmartin, R	2	5	3.78	13	13	0	0	0	0	64.1	68	32	14	60
Sceroler, M	5	4	3.69	26	20	0	0	1	0	117.0	101	54	29	127
Schmidt, C	1	1	9.00	11	0	0	0	1	0	14.0	24	16	10	10
Solomon, J	2	8	4.30	15	15	0	0	0	0	73.1	74	38	34	65
Stallings, J	0	0	2.51	8	0	0	0	3	0	14.1	7	5	3	14
Thompson, C	5	0	1.96	12	0	0	0	2	0	23.0	13	6	4	25
Zabala, A	1	2	5.63	39	0	0	0	9	0	54.1	57	39	27	48
66	68	3.98	134	134	1	5	133	38	117	1151	585	398	1119	

2019 DAYTON DRAGONS - CLASS A

Player	AVG	G	AB	R	H	2B	3B	HR	RBI	BB	SO	SB	E
Bautista, M	.233	103	386	43	90	10	2	8	33	28	88	19	7
Demurias, E	.000	2	1	1	0	0	0	0	0	0	0	0	1
Farmer, K	.000	1	2	0	0	0	0	0	0	1	0	0	0
Finol, C	.218	53	179	17	39	5	4	1	14	13	33	0	4
Gordon, M	.208	63	226	23	47	6	2	3	25	16	67	13	2
Harris, D	.133	14	45	2	6	0	0	0	0	5	7	0	1
Hernandez, M	.245	127	445	47	109	22	2	5	43	25	94	7	28
Liberatore, E	.267	8	30	3	8	1	0	1	2	0	10	0	2
Lloyd, M	.224	23	76	11	17	6	0	3	11	10	21	1	2
Lofstrom, M	.258	64	213	23	55	15	2	3	23	8	82	0	6
Manzanero, P	.281	86	338	34	95	25	1	10	44	8	77	1	6
Martinez, J	.238	129	441	49	105	22	4	8	50	51	112	1	38
Munroe, R	.197	47	142	20	28	3	4	3	15	29	45	4	4
Ozuna, R	.157	40	121	8	19	2	1	2	10	16	33	0	0
Plaz, P	.000	2	4	0	0	0	0	0	1	0	0	1	0
Rey, B	.281	66	235	31	66	16	0	9	40	11	35	1	6
Rivero, C	.172	38	99	11	17	0	2	1	3	14	51	3	7
Scantlin, N	.071	6	14	2	1	0	0	0	0	3	5	0	0
Schuyler, J	.260	109	388	50	101	16	2	5	50	41	75	5	9
Siani, M	.253	121	466	75	118	10	6	6	39	46	109	45	4
Spillane, B	.207	62	213	31	44	10	0	5	19	28	104	5	6
Ventura, R	.234	70	231	22	54	3	2	0	12	17	57	10	7
Warren, C	.236	42	148	18	35	7	0	2	13	16	30	0	7
White, I	.045	8	22	0	1	0	0	0	2	0	10	1	2
Willems, J	.214	33	117	12	25	7	0	2	12	2	30	3	7
TOTALS	.236	140	4582	533	1080	186	34	77	461	388	1175	120	179

Player	W	L	ERA	G	GS	CG	SHO	GF	SV	IP	H	R	BB	SO
Bennett, C	3	4	2.27	33	0	0	0	30	12	39.2	35	14	17	63
Byrd, A	0	0	5.40	2	0	0	0	0	0	1.2	5	1	1	2
Campbell, R	1	1	5.11	7	0	0	0	0	0	12.1	15	9	5	14
Cox, A	0	1	6.60	11	0	0	0	3	1	15.0	14	15	17	21
Curtis, C	4	6	3.16	17	13	0	0	1	0	74.0	68	35	32	72
D'Andrea, J	0	4	5.12	30	0	0	0	18	4	51.0	46	35	32	72
De Jesus, J	2	13	5.08	23	23	0	0	0	0	95.2	116	68	36	68
Demurias, E	3	4	4.50	40	0	0	0	16	4	78.0	85	42	24	70
Diaz, A	7	4	5.18	25	4	0	0	0	0	57.1	52	34	28	74
Fisher, A	3	3	2.73	10	1	0	0	2	0	26.1	18	10	4	32
Garcia, P	0	0	0.00	1	0	0	0	0	0	1.1	0	0	0	2
Gibson, T	1	1	6.48	6	0	0	0	1	0	8.1	15	6	4	5
Harris, D	0	0	0.00	1	0	0	0	1	0	0.1	0	0	1	0
Heatherly, J	1	2	8.31	4	4	0	0	0	0	8.2	12	9	6	10
Johnson, J	0	1	9.53	2	2	0	0	0	0	5.2	9	6	1	3
Lodolo, N	0	0	2.57	2	2	0	0	0	0	7.0	6	2	0	9
Machorro, C	2	0	3.61	24	0	0	0	7	0	42.1	29	17	22	48
Marinan, J	2	9	5.56	17	17	1	0	0	0	79.1	96	53	30	48
McDonald, A	0	2	9.33	9	0	0	0	2	0	18.1	31	21	13	11
Nova, M	1	1	4.65	27	0	0	0	9	0	40.2	45	30	23	50
Pidich, M	4	3	2.22	39	0	0	0	22	7	65.0	42	25	20	75
Pinto, J	1	0	4.11	11	0	0	0	5	2	15.1	13	8	11	22
Richardson, L	3	9	4.15	26	26	0	0	0	0	112.2	126	66	33	106
Rodriguez, A	6	4	3.18	29	6	0	0	8	0	79.1	67	35	28	70
Salazar, E	6	3	3.81	35	11	0	0	2	0	106.1	105	52	36	81
Salinas, R	4	3	4.13	15	15	0	0	0	0	72.0	70	39	28	67
Schmidt, C	2	1	2.55	15	4	0	0	8	2	42.1	31	13	21	36
Solomon, J	1	3	3.43	11	11	0	0	0	0	42.0	42	19	27	46
Stallings, J	0	0	0.00	3	0	0	0	3	2	4.1	2	0	1	5
Wynne, R	1	0	4.50	3	1	0	0	1	0	12.0	14	7	0	14
TOTALS	58	82	4.14	140	140	1	8	139	34	1214.1	1209	671	501	1196

2019 BILLINGS MUSTANGS - ROOKIE

Player	AVG	G	AB	R	H	2B	3B	HR	RBI	BB	SO	SB	E
Amador, R	.180	14	50	7	9	2	0	0	4	3	19	2	4
Boselli, R	.308	4	13	1	4	1	0	1	4	3	6	0	0
Callihan, T	.400	5	20	3	8	0	1	1	7	1	4	2	0
Case, C	.214	41	131	20	28	4	4	2	12	15	34	0	3
Cotton, Q	.283	61	237	37	67	14	2	4	27	34	49	8	4
Finol, C	.226	8	31	2	7	1	1	0	4	0	4	0	1
Free, J	.245	43	155	30	38	9	1	7	24	18	38	0	2
Hopkins, M	.267	54	202	40	54	11	3	5	30	19	52	12	4
Lloyd, M	.245	27	98	14	24	5	0	5	12	13	28	0	1
Martinez, V	.224	16	49	4	11	1	0	0	2	5	14	0	4
McAfee, Q	.291	60	196	30	57	10	0	1	23	17	25	4	6
Ozuna, R	.235	62	217	28	51	6	5	5	37	18	59	3	6
Reina, C	.000	3	7	1	0	0	0	0	0	0	4	0	1
Reyes, R	.252	35	115	14	29	4	1	0	10	7	25	0	5
Ruiz, V	.270	60	233	19	63	14	1	1	30	14	49	1	16
Scantlin, N	.311	16	61	14	19	5	2	1	5	5	5	3	1
Seminati, L	.270	58	204	24	55	8	0	9	27	20	80	1	10
Van Blake, C	.000	3	9	2	0	0	0	0	0	1	4	0	0
Willems, J	.300	60	230	29	69	12	4	0	26	10	41	2	8
Wolforth, G	.238	6	21	2	5	1	0	1	3	1	6	0	0
Yang, E	.290	51	162	27	47	9	0	4	29	23	44	0	2
Yon, E	.287	35	129	23	37	6	1	4	10	11	61	0	3
TOTAL	.265	76	2570	371	682	123	26	51	326	238	651	38	94

Player	W	L	ERA	G	GS	CG	SHO	GF	SV	IP	H	R	BB	SO	Team
Adames, J	0	0	0.00	3	0	0	0	3	1	3.0	2	0	0	5	BIL
Aranguren, F	3	1	3.16	20	0	0	0	4	0	31.1	35	15	6	20	BIL
Byrd, A	0	0	1.93	10	0	0	0	3	0	18.2	17	5	3	19	BIL
Cachutt, M	0	1	6.62	15	0	0	0	2	0	17.2	22	13	8	16	BIL
Carreno, C	4	6	5.37	15	15	0	0	0	0	62.0	70	46	27	51	BIL
Conoropo, O	5	0	3.36	16	3	0	0	1	0	59.0	49	24	13	55	BIL
D'Andrea, J	0	1	2.35	5	0	0	0	3	1	7.2	9	3	3	13	BIL
Davis, N	1	1	2.10	8	8	0	0	0	0	34.1	27	10	13	30	BIL
Dunne, R	6	4	3.98	23	0	0	0	11	0	31.2	23	19	17	46	BIL
Gonzalez, A	0	0	5.96	11	1	0	0	3	0	22.2	17	15	11	29	BIL
Karcher, R	0	0	4.61	4	4	0	0	0	0	13.2	8	7	9	17	BIL
Koch, I	5	0	3.38	15	0	0	0	1	1	34.2	33	13	8	32	BIL
Lodolo, N	0	1	2.38	6	6	0	0	0	0	11.1	12	5	0	21	BIL
Martinez, V	0	0	18.00	2	0	0	0	2	0	2.0	3	4	3	2	BIL
McDonald, A	1	0	4.24	10	0	0	0	1	0	17.0	20	10	4	15	BIL
McGregor, J	3	6	4.78	15	14	0	0	0	0	69.2	95	52	7	56	BIL
Medrano, M	3	4	3.13	14	14	0	0	0	0	60.1	52	24	14	66	BIL
Nino, J	2	2	2.45	19	0	0	0	5	0	25.2	21	11	10	39	BIL
Peguero, F	1	3	4.00	22	0	0	0	14	6	27.0	23	13	3	45	BIL
Raby, S	0	0	8.64	5	0	0	0	2	0	8.1	7	8	7	10	BIL
Rodriguez, O	0	3	4.42	10	8	0	0	0	0	36.2	35	22	15	49	BIL
Salvador, J	0	0	3.86	3	3	0	0	0	0	11.2	10	5	3	15	BIL
Schneider, J	3	2	3.34	22	0	0	0	7	2	32.1	24	15	16	36	BIL
Stevenson, C	1	1	3.10	18	0	0	0	13	5	20.1	18	12	14	31	BIL
Travieso, N	0	1	9.00	3	0	0	0	0	0	3.0	3	6	5	4	BIL
Van Blake, C	1	0	0.00	1	0	0	0	1	0	2.0	1	1	1	2	BIL
TOTAL	39	37	3.88	76	76	0	6	76	16	663.2	636	358	220	724	BIL

2019 GREENVILLE REDS - ROOKIE

Player	AVG	G	AB	R	H	2B	3B	HR	RBI	BB	SO	SB	E
Amador, R	.142	30	106	5	15	0	1	0	5	6	40	0	7
Berryhill, L	.240	8	25	5	6	1	0	1	5	5	4	0	1
Boselli, R	.182	9	33	2	6	0	0	1	5	2	14	0	1
Bumpass, A	.250	41	140	24	35	10	3	5	27	14	44	4	3
Callihan, T	.250	52	204	27	51	10	5	5	26	9	46	9	12
Castro, F	.313	5	16	2	5	0	0	1	2	1	7	0	0
Cerda, A	.220	39	132	22	29	6	0	9	27	20	56	2	4
Gomez, J	.263	25	76	8	20	3	1	2	11	9	24	1	1
Hinds, R	.000	3	8	1	0	0	0	0	1	2	3	0	1
Johnson, V	.255	46	188	27	48	10	1	6	22	18	46	11	5
Juarez, R	.203	35	123	17	25	5	0	6	15	7	32	0	11
Lantigua, D	.185	53	195	19	36	6	5	3	18	7	97	1	6
Oliver, H	.231	4	13	2	3	1	0	0	0	1	3	0	0
Olivo, C	.252	42	147	19	37	6	0	1	14	6	57	1	3
Plaz, P	.203	25	74	10	15	2	0	0	4	4	10	1	0
Reina, C	.194	43	139	22	27	13	0	2	15	26	40	3	6
Remy, D	.192	45	156	16	30	5	1	1	6	7	45	4	9
Reyes, R	.233	12	43	3	10	3	1	0	1	1	8	0	1
Spooner, M	.223	33	94	14	21	3	1	0	8	16	30	2	2
Tello, J	.371	11	35	6	13	2	1	2	9	4	9	0	0
Trahan, B	.267	4	15	0	4	1	0	0	0	0	3	0	0
Van Blake, C	.231	4	13	1	3	2	0	0	1	1	6	0	0
Wallace, R	.000	1	0	0	0	0	0	0	0	0	0	0	0
Warren, C	.333	10	39	6	13	0	1	1	11	4	10	3	0
Wolforth, G	.242	53	194	26	47	9	2	5	24	12	50	2	6
TOTAL	.226	67	2208	284	499	98	23	51	257	182	684	44	107

Player	W	L	ERA	G	GS	CG	SHO	GF	SV	IP	H	R	BB	SO
Abril, J	1	7	6.99	12	12	0	0	0	0	37.1	45	32	21	32
Ashcraft, G	2	4	4.53	13	13	0	0	0	0	53.2	51	33	21	60
Byrd, A	3	0	2.25	9	0	0	0	6	0	16.0	12	4	4	19
JCachutt, M	0	2	11.88	6	0	0	0	3	0	8.1	12	14	10	7
Cooper, T	1	0	2.21	15	0	0	0	4	2	36.2	23	11	12	42
Fisher, A	0	0	0.87	6	1	0	0	0	0	20.2	13	4	3	26
Garbee, T	2	2	3.83	15	5	0	0	2	2	47.0	48	23	11	52
Gibson, T	1	2	2.25	6	0	0	0	6	1	12.0	9	8	0	16
Gilbert, J	0	3	6.18	8	6	0	0	1	1	27.2	31	19	8	37
Gill, M	2	3	7.09	18	0	0	0	11	2	26.2	44	31	9	25
Gonzalez, A	0	0	7.36	7	0	0	0	0	0	11.0	12	10	8	12
Keys, J	1	1	3.77	5	3	0	0	0	0	14.1	12	7	7	21
Kravetz, E	0	0	0.00	1	1	0	0	0	0	1.0	0	0	0	0
Moreno, P	0	0	0.00	1	0	0	0	0	0	1.1	2	3	2	1
Noriega, O	2	3	5.28	7	7	0	0	0	0	30.2	35	21	9	24
Pucheu, J	2	0	1.50	4	2	1	1	0	0	18.0	13	3	6	19
Raby, S	2	1	8.03	7	0	0	0	2	0	12.1	14	13	9	19
Salvador, J	2	3	5.05	11	11	0	0	0	0	46.1	50	27	16	57
Sefcik, Q	0	0	4.15	3	0	0	0	1	1	4.1	6	3	1	3
Serreino, D	0	1	6.75	13	0	0	0	4	1	18.2	15	14	12	18
Soto, R	0	0	9.00	1	0	0	0	0	0	1.0	4	2	2	1
Stockton, S	2	1	1.96	4	3	0	0	0	0	23.0	10	5	3	28
Tripp, J	0	0	0.00	5	0	0	0	4	1	9.1	4	0	0	14
Wallace, R	0	2	3.50	11	0	0	0	4	0	18.0	10	8	9	23
Wynne, R	3	3	3.04	12	3	0	0	2	0	53.1	45	19	2	54
Zimmerman, A	0	2	7.94	12	0	0	0	6	1	17.0	18	16	9	20
Zorrilla, J	0	1	8.84	14	0	0	0	10	0	19.1	30	21	10	26
TOTAL	26	41	4.58	67	67	1	8	66	12	585.0	568	351	204	656

2019 AZL REDS - ROOKIE

Player	AVG	G	AB	R	H	2B	3B	HR	RBI	BB	SO	SB	E
Acosta, J	.370	10	46	10	17	5	0	0	8	1	9	2	4
Aleixo, A	.217	10	23	7	5	2	0	0	3	5	4	1	1
Almonte, S	.272	40	147	23	40	10	3	3	22	13	46	8	11
Bautista, M	.368	5	19	6	7	3	0	0	1	2	3	4	0
Castro, F	.290	43	169	33	49	10	5	6	30	17	64	9	5
Ciuffo, N	.231	5	13	2	3	3	0	0	1	3	4	0	0
Contreras, Y	.145	20	69	8	10	1	2	0	2	14	25	4	16
Creal, A	.276	48	174	33	48	12	3	0	14	32	48	8	3
Franco, R	.232	39	138	21	32	1	2	1	13	8	31	6	2
Gomez, E	.186	36	102	17	19	1	2	0	9	6	25	1	6
Guzman, E	.173	16	52	6	9	1	0	0	4	5	27	0	2
Lopez, L	.231	30	108	12	25	6	3	2	16	1	41	2	16
Marrero, W	.324	30	102	18	33	4	2	3	21	12	33	0	3
Nieves, Y	.222	12	27	2	6	1	0	0	3	1	9	0	0
Oliver, H	.125	6	16	2	2	1	0	0	2	5	8	0	0
Palacios, A	.136	8	22	4	3	0	1	0	1	2	13	1	3
Pineda, J	.064	14	47	5	3	0	1	0	2	7	35	0	0
Pino, Y	.253	24	91	11	23	2	0	0	11	4	25	0	5
Refsnyder, R	.333	2	9	1	3	1	0	0	1	0	1	0	0
Santana, D	.310	25	100	13	31	3	2	1	13	3	31	0	9
Schebler, S	.500	1	4	1	2	0	0	0	1	0	0	0	0
Sequera, J	.326	28	86	15	28	6	0	0	8	5	21	4	2
Tejada, L	.208	26	77	11	16	5	0	2	10	10	17	3	4
Tello, J	.296	35	142	24	42	4	3	6	24	7	21	0	4
Thomas, R	.077	7	13	3	1	1	0	0	1	1	7	0	0
Tromp, C	.271	16	48	10	13	5	0	2	16	11	10	0	2
Van Blake, C	.341	32	123	23	42	7	3	6	26	7	22	1	6
	.260	56	1967	321	512	95	32	32	263	182	580	54	134

Player	W	L	ERA	G	GS	CG	SHO	GF	SV	IP	H	R	BB	SO
Adames, J	0	0	0.00	1	0	0	0	0	0	0.2	1	2	0	3
Beltre, A	0	2	15.22	7	1	0	0	0	0	18.1	39	34	15	17
Campbell, R	0	0	3.00	2	2	0	0	0	0	3.0	3	1	0	1
Davis, N	0	2	7.88	5	5	0	0	0	0	8.0	13	7	0	5
Diaz, A	0	0	5.40	2	1	0	0	0	0	1.2	5	4	1	3
Diaz, Y	1	0	6.75	3	0	0	0	1	0	6.2	6	5	6	7
Falcon, A	3	1	3.75	17	0	0	0	4	2	50.1	35	25	20	43
Garcia, P	1	0	0.00	5	2	0	0	1	0	14.1	12	1	4	14
Gilbert, J	1	1	2.25	5	0	0	0	4	0	8.0	6	5	3	13
Hendrix, R	1	0	0.00	4	2	0	0	0	0	5.0	1	1	0	8
Jay, T	0	0	9.00	2	1	0	0	0	0	2.0	3	2	0	5
Johnson, J	0	0	3.00	4	4	0	0	0	0	6.0	7	2	0	6
Koch, I	0	1	13.50	1	1	0	0	0	0	0.2	3	5	1	0
Lane, T	1	0	4.26	12	0	0	0	7	4	19.0	17	14	12	31
Lar, M	4	3	4.31	14	5	0	0	0	0	54.1	60	34	29	41
Lopez, J	0	0	10.13	2	0	0	0	1	1	2.2	4	3	4	2
López, J	0	0	0.00	2	0	0	0	0	0	2.1	2	0	1	4
Manuel, M	3	0	6.53	13	6	0	0	0	0	51.0	67	42	7	52
Mey, L	0	5	8.39	13	12	0	0	0	0	39.2	64	51	28	28
Mojica, A	1	5	2.87	16	0	0	0	10	3	31.1	35	18	12	32
Moreno, P	0	2	4.35	16	0	0	0	7	1	31.0	41	24	12	31
Mota, R	0	1	19.89	6	0	0	0	3	1	6.1	6	15	12	8
Noriega, O	0	0	1.59	3	2	0	0	0	0	5.2	5	4	3	9
Nunez, R	0	0	8.84	13	0	0	0	6	0	18.1	22	18	29	28
Peralta, J	0	0	5.56	8	4	0	0	0	0	11.1	13	8	5	9
Pucheu, J	3	1	4.08	11	3	0	0	3	1	35.1	29	18	10	42
Sequera, J	0	0	18.00	1	0	0	0	1	0	1.0	3	2	0	1
Soto, R	1	1	2.31	8	0	0	0	6	1	11.2	9	4	3	13
Stockton, S	3	1	2.14	6	4	0	0	0	0	33.2	31	10	5	41
Tavarez, D	3	2	6.61	8	0	0	0	1	0	16.1	17	13	14	10
Tazawa, J	0	1	27.00	1	1	0	0	0	0	0.2	2	3	0	0
Wynne, R	1	0	4.50	1	0	0	0	1	0	2.0	2	1	0	1
	27	29	5.27	56	56	0	4	56	14	498.1	563	376	236	508

2019 ORGANIZATIONAL LEADERS

BATTING TOP 10 (MINIMUM 2.7 PA/GAME)

BATTER	CLUB	AVG	G	AB	R	H	HR	RBI
Josh VanMeter	LOU	.348	49	181	43	63	14	43
Caleb Van Blake	3 teams	.310	39	145	26	45	6	27
Wendell Marrero	RDL	.324	30	102	18	33	3	21
Rob Refsnyder	LOU, RDL	.316	87	307	43	97	10	46
Jose Tello	LOU, GRE	.311	46	177	30	55	8	33
Debby Santana	RDL	.310	25	100	13	31	1	13
Calten Daal	CNG	.301	82	279	27	84	0	32
Christian Colon	LOU	.300	136	497	63	149	10	70
Aristides Aquino	LOU	.299	78	294	56	88	28	53
Andy Sugilio	DYT	.294	118	456	57	134	3	39

PITCHING TOP 10 (MINIMUM 0.8 IP/GAME)

PITCHER	CLUB	W-L	ERA	IP	H	BB	SO
Packy Naughton	CNG,DYT	11-12	3.32	157.0	158	35	131
Tejay Antone	CNG,LOU	11-12	4.00	146.1	156	53	133
Austin Orewiler	DYT	8-11	4.56	126.1	138	46	90
Keury Mella	LOU	8-14	5.05	142.2	160	56	102
Vladimir Gutiérrez	LOU	6-11	6.04	137.0	144	48	117

ADDITIONAL HITTING LEADERS

HOME RUNS

Aristides Aquino	LOU	28
Brian O'Grady*	LOU	28
Ibanel Isabel	CNG	26
Mitch Nay	2 Tms	17
Hendrik Clementina	DYT	14

ADDITIONAL PITCHING LEADERS

WINS

Keury Mella	LOU	8
Austin Orewiler	DYT	8
Jackson Stephens	LOU	8
4 Tied	--	7

RBI

Brian O'Grady	LOU	77
Christian Colon	LOU	70
Ibanel Isabel	CNG	69
Mitch Nay	2 Tms	65
Gavin LaValley	CNG	56

SAVES

Andry Cuevas	RDS	15
Joel Kuhnel	2 Tms	14
Connor Bennett	2 Tms	13
Juan Martinez*	2 Tms	11
2 Tied	--	10

STOLEN BASES

Michael Siani	DAY	45
Jose Siri	2 Tms	26
Jose Acosta	2 Tms	26
Christian Colon	LOU	24
2 Tied	--	23

STRIKEOUTS

Gutierrez, Vladimir	PNS	145
Naughton, Packy	DTA	137
Stephenson, Robert	LOU	135
Santillan, Tony	PNS	134
Bautista, Wendolyn	PNS	119

TEAM BATTING

	AVG	AB	R	H	HR	RBI	BB	SO	SB
Billings Mustangs	.265	2570	371	682	51	326	238	651	38
Louisville Bats	.262	4688	650	1229	163	609	456	1200	92
AZL Reds	.260	1967	321	512	32	263	182	580	54
Chattanooga Lookouts	.259	4479	621	1159	104	564	443	1129	93
Daytona Tortugas	.252	4474	548	1129	67	490	395	1067	108
Dayton Dragons	.236	4582	533	1080	77	461	388	1175	120
Greeneville Reds	.226	2208	284	499	51	257	182	684	44

TEAM PITCHING

	W-L	ERA	IP	H	SHO	SV	BB	SO
Billings Mustangs	39-37	3.88	663.2	636	6	16	220	724
Daytona Tortugas	66-68	3.98	1171.1	1151	5	38	398	1119
Dayton Dragons	58-82	4.14	1214.1	1209	8	34	501	1196
Greeneville Reds	26-41	4.58	585.0	568	8	12	204	656
Chattanooga Lookouts	61-75	4.61	1160.1	1216	5	32	444	1037
Louisville Bats	59-81	4.91	1222.1	1270	7	29	554	1143
AZL Reds	27-29	5.27	498.1	563	4	14	236	508

2019 SEASON



Sluggo Aristides Aquino Louisville helped power a loaded Louisville Bats offense in 2019 that finished with the second-most home runs (163) in team history. Aquino tied for the team lead with 28 long balls during his Bats tenure and proceeded to set MLB records with the Reds for the most homers in a player's first 12 (8 HR), 14, 16, 17, 22, 27 and 28 (14 HR) career games.

2019 DAY-BY-DAY

Date	Opp	Time (ET)	Result	Score	W-L	Winner	Loser	Save	Attendance ToG
4/4/19	@TOL	4:05 PM	L	5-10	0-1	Reininger, Z(1-0)	Reed, C(0-1)	Cisnero, J(1)	12,550 3:39
4/5/19	@TOL	7:05 PM	L	3-4 (11)	0-2	Houston, Z(1-0)	Hergel, J(0-1)		3,936 3:36
4/6/19	@TOL	5:05 PM	L	1-3	0-3	Hall, M(1-0)	Mella, K(0-1)	Cisnero, J(2)	5,207 2:26
4/7/19	@TOL	1:05 PM	W	8-4	1-3	Gutierrez, V(1-0)	Alexander, T(0-1)		3,685 3:05
4/8/19	@COL	6:05 PM	L	1-2 (10)	1-4	Whitehouse, M(1-0)	Krol, I(0-1)		6,051 3:00
4/9/19	@COL	6:05 PM	W	6-2	2-4	Stephens, J(1-0)	Orlan, R(0-1)		5,714 2:56
4/10/19	@COL	11:35 AM	W	8-0	3-4	Sims, L(1-0)	Chiang, S(0-1)		5,708 2:45
4/11/19	GWN	7:00 PM	W	7-6	4-4	Krol, I(1-1)	Wilson, B(0-2)	Bass, A(1)	7,581 2:41
4/12/19	GWN	7:00 PM	L	7-9	4-5	De Paula, J(1-0)	Romano, S(0-1)	Winkler, D(1)	5,143 3:22
4/13/19	GWN	2:00 PM	W	3-2	5-5	López, J(1-0)	Santiago, A(0-1)	Bass, A(2)	13,638 2:44
4/14/19	GWN	2:00 PM	L	4-7	5-6	Johnstone, J(1-0)	Romano, S(0-2)	Burrows, T(2)	4,213 2:58
4/15/19	COL	7:00 PM	L	3-4	5-7	Edwards, J(1-0)	Bowman, M(0-1)	Cole, A(1)	3,985 2:46
4/16/19	COL	7:00 PM	W	9-7	6-7	Mella, K(1-1)	Chiang, S(0-2)	Bass, A(3)	4,684 3:00
4/17/19	COL	11:00 AM	L	5-9	6-8	Smith, J(1-0)	Reed, C(0-2)		6,034 2:59
4/18/19	COL	7:00 PM	L	5-8 (8)	6-9	Peoples, M(1-0)	López, J(1-2)		4,673 3:18
4/19/19	@IND	7:15 PM	W	3-2	7-9	Despaigne, O(1-0)	Verá, E(0-1)	Bass, A(4)	4,162 2:35
4/20/19	@IND	7:05 PM	W	3-1 (10)	8-9	Reed, C(1-2)	Liranzo, J(0-2)	Bowman, M(1)	5,975 3:20
4/21/19	@IND	1:35 PM	L	1-2 (11)	8-10	Lyons, T(1-0)	Reyes, J(0-1)		5,890 2:59
4/23/19	DUR	7:00 PM	L	2-9	8-11	Drake, O(1-1)	Gutierrez, V(1-1)		4,537 2:52
4/24/19	DUR	7:00 PM	L	2-4 (5)	8-12	Stegers, A(1-0)	López, J(1-2)		4,949 1:30
4/25/19	DUR	7:00 PM	L	4-11	8-13	Sulser, C(1-2)	Despaigne, O(1-1)	Franco, M(1)	4,061 3:01
4/26/19	NOR	7:00 PM	L	14-16	8-14	González, L(1-2)	Krol, I(1-2)	Kline, B(1)	5,566 3:24
4/27/19	NOR	6:30 PM	W	5-4 (10)	9-14	Stephens, J(2-0)	Flaa, J(0-2)		5,406 3:07
4/28/19	NOR	2:00 PM	L	1-7	9-15	Herb, T(1-0)	Gutierrez, V(1-2)		6,045 2:35
4/29/19	@TOL	6:35 PM	W	15-4	10-15	López, J(2-2)	Ramirez, N(0-1)		2,973 3:06
4/30/19	@TOL	6:35 PM	L	2-5	10-16	Baez, S(1-0)	Despaigne, O(1-2)	Houston, Z(1)	3,067 2:37
5/1/19	@TOL	10:35 AM	W	4-3	11-16	Romano, S(1-2)	Schreiber, J(0-1)	Bass, A(5)	6,017 3:00
5/2/19	@IND	7:05 PM	L	3-5	11-17	Keller, M(3-0)	Mella, K(1-2)	Neverauskas, D(2)	3,633 2:11
5/3/19	@IND	7:15 PM	L	5-7	11-18	McRae, A(2-2)	Gutierrez, V(1-3)	DuRapau, M(3)	6,967 2:48
5/4/19	@IND	7:05 PM	W	6-3	12-18	Stephens, J(3-0)	Waddell, B(0-2)	Bass, A(6)	7,753 2:58
5/5/19	@IND	1:35 PM	W	8-0	13-18	Despaigne, O(2-2)	Verá, E(0-3)		10,034 2:47
5/7/19	SYR	7:00 PM	W	3-1	14-18	Sims, L(2-0)	Mazza, C(0-1)	Bass, A(7)	7,717 1:59
5/8/19	SYR	11:00 AM	L	1-6	14-19	Santiago, H(2-1)	Mella, K(1-3)		7,866 2:35
5/9/19	SYR	7:00 PM	L	5-6	14-20	Peterson, T(1-3)	Reyes, J(0-2)	Camirero, A(7)	6,303 3:02
5/10/19	CHA	7:00 PM	W	5-1	15-20	Despaigne, O(3-2)	Turner, C(2-1)	Bass, A(8)	7,889 2:46
5/11/19	CHA	6:30 PM	L	6-7	15-21	Foster, M(1-0)	Romano, S(1-3)	Ruiz, J(1)	7,431 3:21
5/12/19	CHA	12:00 PM	L	6-7	15-21	Foster, M(1-0)	Romano, S(1-3)	Ruiz, J(1)	7,431 3:21
5/12/19	CHA	2:00 PM	W	5-4 (10)	16-21	Bass, A(1-0)	Veira, T(2-1)		4,763 3:09
5/14/19	@SYR	TBD	PPD		17-21				
5/15/19	@SYR	4:05 PM	W	2-0	17-21	Mella, K(2-3)	Coleman, C(0-3)	Bass, A(9)	1 1:46
5/15/19	@SYR	TBD	L	0-5	17-22	Sewald, P(2-1)	Stephens, J(3-1)		2,058 2:04
5/16/19	@SYR	6:35 PM	L	3-12	17-23	Santiago, H(3-1)	Gutierrez, V(1-4)		4,358 2:37
5/17/19	@BUF	7:05 PM	L	6-7	17-24	Saucedo, T(3-0)	Bass, A(1-1)		7,152 2:42
5/18/19	@BUF	1:05 PM	L	3-4	17-25	Cordero, J(1-0)	Stephens, J(3-2)	Snead, K(2)	6,229 2:25
5/19/19	@BUF	1:05 PM	W	7-3	18-25	Sims, L(3-0)	Sopko, A(0-1)		5,565 2:27
5/21/19	IND	7:00 PM	L	3-4	18-26	Keller, M(5-0)	Mella, K(2-4)	Brentz, J(3)	7,810 2:28
5/22/19	IND	11:00 AM	L	3-4 (10)	18-27	Rodríguez, R(1-0)	Hergel, J(0-2)	Lyons, T(1)	7,570 2:38
5/23/19	IND	7:00 PM	L	7-8	18-28	Verá, E(3-3)	López, J(2-3)	Brentz, J(4)	6,042 3:05
5/24/19	TOL	7:00 PM	L	6-12	18-29	Watkins, S(4-0)	Wooten, R(0-1)		7,844 2:58
5/25/19	TOL	6:30 PM	L	2-18	18-30	Schreiber, J(1-1)	Stephens, J(3-3)		7,952 3:12
5/26/19	TOL	6:00 PM	W	7-5	19-30	Mella, K(3-4)	Alexander, T(1-6)	Powers, A(1)	6,186 2:49
5/27/19	TOL	2:00 PM	W	10-6	20-30	Gutierrez, V(2-4)	Schreiber, J(1-2)	Bautista, W(1)	6,258 2:55
5/28/19	@DUR	7:05 PM	L	3-18	20-31	McKay, B(1-0)	López, J(2-4)		3,448 2:42
5/29/19	@DUR	7:05 PM	W	8-2	21-31	Stephens, J(4-3)	Stegers, A(2-2)		3,483 2:36
5/30/19	@DUR	7:05 PM	W	11-6	22-31	Romano, S(2-3)	Miner, H(1-2)		7,759 3:10
5/31/19	@NOR	7:05 PM	W	4-0	23-31	Mella, K(4-4)	Herb, T(3-3)		6,081 2:28
6/1/19	@NOR	7:05 PM	L	7-8	23-32	Yacabis, J(1-0)	Hergel, J(0-3)		8,069 2:55
6/2/19	@NOR	1:05 PM	L	5-11	23-33	Ortiz, L(2-6)	Stout, E(0-1)	Flaa, J(3)	5,148 2:38
6/3/19	IND	7:00 PM	L	6-7 (10)	23-34	Neverauskas, D(1-0)	Romano, S(2-4)		4,762 3:09
6/4/19	IND	7:00 PM	W	7-6	24-34	Markey, B(1-0)	Agrazal, D(3-2)	Krol, I(1)	6,042 2:36
6/5/19	IND	7:00 PM	L	2-5 (8)	24-35	Escobar, L(1-0)	Mella, K(4-5)		4,772 2:11
6/6/19	@CHA	7:04 PM	L	2-5	24-36	Nicolino, J(4-1)	Gutierrez, V(2-5)	Walsh, C(3)	8,356 2:16
6/7/19	@CHA	7:04 PM	L	3-4	24-37	Frare, C(2-0)	Krol, I(1-3)	Veira, T(4)	8,787 3:05
6/8/19	@CHA	7:04 PM	W	6-4	25-37	Hergel, J(1-3)	Stephens, J(2-4)		6,975 3:02
6/9/19	@CHA	1:05 PM	W	6-4	25-37	Hergel, J(1-3)	Stephens, J(2-4)		6,975 3:02
6/9/19	@CHA	2:05 PM	L	5-9 (6)	25-38	Walsh, C(1-0)	Markey, B(1-1)		6,411 2:20
6/11/19	PAW	7:00 PM	L	2-3	25-39	Kelley, T(5-2)	Romano, S(2-5)	Tapia, D(1)	7,401 2:43
6/12/19	PAW	12:00 PM	W	10-8	26-39	Stephens, J(5-3)	Weber, R(1-2)	Hergel, J(1)	6,728 2:25
6/13/19	PAW	7:00 PM	L	8-10	26-40	Tapia, D(1-0)	Stephenson, R(0-1)	Kelley, J(3)	6,153 3:17
6/14/19	BUF	7:00 PM	W	3-2	27-40	Sims, L(4-0)	Feierabend, R(3-2)	Romano, S(1)	9,235 2:13
6/15/19	BUF	6:30 PM	L	8-11	27-41	Saucedo, T(4-0)	Markey, B(1-2)	Boshers, B(3)	10,044 3:27
6/16/19	BUF	2:00 PM	L	2-12 (8)	27-42	Paulino, D(1-1)	Mella, K(4-6)		6,724 2:41
6/18/19	@GWN	7:05 PM	L	3-5 (10)	27-43	Aro, J(1-0)	Romano, S(2-6)		1,626 3:04
6/19/19	@GWN	7:05 PM	W	9-5	28-43	Antone, T(1-0)	Weigel, P(0-1)	Hergel, J(2)	3,172 3:06
6/20/19	@GWN	12:05 PM	L	6-7	28-44	Aro, J(2-0)	Romano, S(2-7)		4,707 2:48
6/21/19	@CHA	7:04 PM	L	6-9	28-45	Cordero, J(2-1)	Hergel, J(1-4)		10,454 3:11
6/22/19	@CHA	1:05 PM	L	4-11	28-46	Nicolino, J(5-3)	Mella, K(4-7)		6,880 2:42
6/22/19	@CHA	7:04 PM	L	6-7	28-47	Kubat, K(1-0)	Reyes, J(0-3)	Veira, T(5)	9,259 2:28
6/24/19	@IND	7:05 PM	L	1-3	28-48	Keller, M(6-1)	Gutierrez, V(2-6)	DuRapau, M(6)	9,103 2:08
6/25/19	@IND	7:05 PM	L	3-8	28-49	Verá, E(4-5)	Antone, T(1-1)	Neverauskas, D(6)	9,772 2:30
6/26/19	TOL	7:00 PM	L	0-13	28-50	Funkhouser, K(1-3)	Markey, B(1-3)		12,171 2:33
6/27/19	TOL	7:00 PM	L	3-4	28-51	Jiménez, E(3-2)	Stephens, J(5-4)		7,974 2:23
6/28/19	COL	7:00 PM	L	3-6	28-52	Peoples, M(5-3)	Mella, K(4-8)	Hoyt, J(2)	7,742 2:44
6/29/19	COL	6:30 PM	W	9-8	29-52	Kuhnel, J(1-0)	Ramirez, N(2-1)		10,121 3:26

2019 DAY-BY-DAY (CONT.)

Date	Opp	Time (ET)	Result	Score	W-L	Winner	Losers	Save	Attendance	ToG
6/30/19	COL	2:00 PM	W	7-6	30-52	Stout, E(1-1)	Hu, C(1-4)	Alaniz, R(1)	6,426	2:44
7/1/19	IND	7:00 PM	L	6-7	30-53	Hartlieb, G(2-0)	Reyes, Je(0-4)	Weiman, B(1)	5,889	2:57
7/2/19	IND	7:00 PM	W	6-1	31-53	Antone, T(2-1)	McRae, A(5-5)		5,852	2:42
7/3/19	IND	6:45 PM	W	7-6	32-53	Mella, K(5-8)	Ramirez, Y(1-4)	Mantiply, J(1)	12,113	2:48
7/4/19	@COL	7:05 PM	W	7-0	33-53	Sims, L(5-0)	Talbot, M(2-1)		10,100	2:41
7/5/19	@COL	7:15 PM	L	4-6	33-54	Chiang, S(6-5)	Gutierrez, V(2-7)		10,100	2:40
7/6/19	@COL	7:15 PM	L	2-7	33-55	Alexanders, J(4-0)	Wood, A(0-1)		9,204	2:42
7/7/19	@COL	2:05 PM	L	3-4	33-56	Hill, C(1-0)	Antone, T(2-2)	Martinez, H(4)	7,573	2:23
7/11/19	TOL	7:00 PM	L	2-3	33-57	Carpenter, R(4-5)	Mella, K(5-9)	Schreiber, J(3)	6,415	2:42
7/12/19	TOL	7:00 PM	W	7-6	34-57	Romano, S(3-7)	Funkhouser, K(1-5)	Kuhnel, J(1)	7,602	2:58
7/13/19	TOL	6:30 PM	W	12-9	35-57	Stout, E(2-1)	Adams, A(1-2)	Alaniz, R(2)	7,823	3:09
7/14/19	TOL	2:00 PM	L	4-9	35-58	Alexander, T(4-9)	Gutierrez, V(2-8)		6,311	2:43
7/15/19	@PAW	7:05 PM	L	1-2	35-59	Hart, K(5-3)	Antone, T(2-3)	Poyner, B(4)	2,886	2:36
7/16/19	@PAW	7:05 PM	L	1-5	35-60	Kent, M(1-4)	Mella, K(5-10)		4,066	2:30
7/17/19	@PAW	6:05 PM	W	8-1	36-60	Markey, B(2-3)	Tapia, D(2-2)		3,384	2:51
7/18/19	@PAW	11:05 AM	W	4-2	37-60	Romano, S(4-7)	Stankiewicz, T(4-6)	Kuhnel, J(2)	8,497	2:37
7/19/19	@SWB	7:05 PM	W	8-6 (10)	38-60	Alaniz, R(1-0)	Feyerreisen, J(7-1)		7,044	3:08
7/20/19	@SWB	6:35 PM	L	4-5	38-61	Acevedo, D(1-0)	Antone, T(2-4)	Sosebee, D(6)	7,164	2:48
7/21/19	@SWB	1:05 PM	W	7-4	39-61	Mella, K(6-10)	Camarena, D(4-5)		6,255	2:31
7/23/19	GWN	7:00 PM	W	2-1	40-61	Kuhnel, J(2-0)	Clouse, C(0-2)		9,326	2:40
7/24/19	GWN	12:00 PM	L	1-6	40-62	Foltynewicz, M(5-1)	Gutierrez, V(2-9)		6,959	2:35
7/25/19	GWN	7:00 PM	L	4-5	40-63	Wright, K(8-4)	Antone, T(2-5)	Parsons, W(4)	8,008	2:37
7/26/19	SWB	7:00 PM	W	4-2	41-63	Mella, K(7-10)	Garcia, D(1-1)	Kuhnel, J(3)	10,555	2:30
7/27/19	SWB	6:30 PM	W	8-1	42-63	Grimm, J(1-0)	Camarena, D(4-6)		8,295	2:35
7/28/19	SWB	2:00 PM	W	7-3	43-63	Herget, J(2-4)	Adams, C(4-3)		5,399	2:55
7/29/19	@TOL	7:05 PM	W	13-4	44-63	Gutierrez, V(3-9)	Hall, M(5-4)		5,012	3:17
7/30/19	@TOL	7:05 PM	L	2-3	44-64	Stumpf, D(1-1)	Antone, T(2-6)	Jiménez, E(2)	6,803	2:45
7/31/19	@COL	7:05 PM	W	11-8 (11)	45-64	Bowman, M(1-1)	Karinchak, J(0-1)		9,058	4:09
8/1/19	@COL	7:05 PM	W	8-5	46-64	Grimm, J(2-0)	Stephens, J(3-5)	Alaniz, R(3)	8,389	2:52
8/2/19	TOL	7:00 PM	W	3-1	47-64	Stephens, J(6-4)	Jackson, E(1-2)	Bowman, M(2)	8,533	2:25
8/3/19	TOL	6:30 PM	L	5-7	47-65	Adleman, T(5-4)	Gutierrez, V(3-10)	Thielbar, C(2)	10,244	2:55
8/4/19	TOL	2:00 PM	L	0-12	47-66	Funkhouser, K(2-5)	Antone, T(2-7)		6,369	2:48
8/6/19	@LHV	7:05 PM	L	4-5	47-67	Irvin, C(5-0)	Mella, K(7-11)	Garcia, E(6)	8,076	2:27
8/7/19	@LHV	7:05 PM	L	1-2	47-68	Hammer, J(2-1)	Kuhnel, J(2-1)	Davis, A(3)	7,045	2:37
8/8/19	@LHV	7:05 PM	W	6-1	48-68	Collins, T(1-0)	De Los Santos, E(5-6)		7,307	3:03
8/9/19	@ROC	7:05 PM	W	3-1	49-68	Gutierrez, V(4-10)	Romero, F(2-2)	Bowman, M(3)	9,611	2:40
8/10/19	@ROC	7:05 PM	L	5-6 (10)	49-69	O'Rourke, R(3-3)	Alaniz, R(1-1)		9,706	3:19
8/11/19	@ROC	1:05 PM	W	5-2	50-69	Mella, K(8-11)	Clay, S(1-1)	Kuhnel, J(4)	7,879	2:33
8/13/19	LHV	7:00 PM	W	7-3	51-69	Stephens, J(7-4)	Eickhoff, J(2-1)		5,641	3:09
8/14/19	LHV	7:00 PM	W	2-1	52-69	Reyes, Je(1-4)	Straily, D(4-2)	Alaniz, R(4)	4,488	2:17
8/15/19	LHV	7:00 PM	L	4-7	52-70	Davis, A(4-1)	Alaniz, R(1-2)	Garcia, E(7)	5,456	2:54
8/16/19	ROC	7:00 PM	L	2-5	52-71	Stewart, K(7-5)	Mahle, T(0-1)	Romero, F(2)	8,329	2:29
8/17/19	ROC	6:30 PM	W	2-1 (10)	53-71	Herget, J(3-4)	Romero, F(2-4)		8,712	3:01
8/18/19	ROC	2:00 PM	L	1-12	53-72	Dobnak, R(5-1)	Mella, K(8-12)		5,799	2:29
8/19/19	@COL	6:35 PM	L	4-5	53-73	Smith, J(8-1)	Romano, S(4-8)	Nelson, K(1)	10,294	2:50
8/20/19	@COL	6:35 PM	L	0-5	53-74	Peoples, M(9-5)	Gutierrez, V(4-11)		8,333	2:20
8/21/19	@COL	6:35 PM	L	2-5	53-75	Chiang, S(8-8)	Mahle, T(0-2)	Hoyt, J(4)	7,963	2:47
8/22/19	@COL	6:35 PM	L	2-6	53-76	Moss, S(2-0)	Antone, T(2-8)		8,440	3:00
8/23/19	@IND	7:15 PM	L	2-5	53-77	Marvel, J(5-0)	Mella, K(8-13)	DuRapau, M(10)	11,308	2:45
8/24/19	@IND	7:05 PM	L	0-7	53-78	Waddell, B(3-6)	Reyes, Je(1-5)		11,004	2:35
8/25/19	IND	2:00 PM	W	3-2	54-78	Gutierrez, V(5-11)	Davis, R(1-5)	Bowman, M(4)	6,127	2:54
8/26/19	COL	7:00 PM	W	9-0	55-78	Mahle, T(1-2)	Chiang, S(8-9)		4,613	2:54
8/27/19	COL	7:00 PM	W	6-0	56-78	Antone, T(3-8)	Moss, S(2-1)		4,953	2:45
8/28/19	COL	7:00 PM	W	9-5	57-78	Stephens, J(8-4)	Stephens, J(4-8)		4,800	2:43
8/29/19	COL	7:00 PM	L	1-9	57-79	Allen, L(1-1)	Mella, K(8-14)		6,494	2:58
8/30/19	@TOL	7:05 PM	L	0-2	57-80	Reininger, Z(4-3)	Reyes, Je(1-6)	Schreiber, J(4)	10,168	2:32
8/31/19	@TOL	7:05 PM	W	2-1	58-80	Gutierrez, V(6-11)	Alexander, T(5-10)	Powers, A(2)	10,300	2:23
9/1/19	IND	6:00 PM	W	8-2	59-80	Antone, T(4-8)	McRae, A(7-8)		11,564	2:39
9/2/19	IND	1:00 PM	L	0-4	59-81	Marvel, J(7-0)	Stout, E(2-2)	Waddell, B(1)	6,241	2:56

2019 TRANSACTIONS

No.	Date	+/-	Player	Transaction
1	4/9	Add	Valentin Martinez	Transferred from Billings
2	4/9	Add	Rob Refsnyder	Acquired via Trade (ARI)
3	4/9	Delete	Juan Graterol	7-day IL retro 4/6 (left heel)
4	4/9	Delete	Taylor Sparks	Transferred to Greeneville
5	4/12	Delete	Phillip Ervin	Recalled by CIN, 26th man
6	4/12	Add	Courtney Hawkins	Transferred from Chatt.
7	4/15	Add	Juan Graterol	Reinstated from IL
8	4/15	Delete	Valentin Martinez	Transferred to Billings
9	4/16	Add	Phillip Ervin	Returned to LOU (26th)
10	4/16	Delete	Brian O'Grady	7-day IL retro 4/14 (back)
11	4/20	Add	Stuart Turner	Transferred from Greeneville
12	4/20	Delete	Chris Okey	Transferred to Chatt.
13	4/23	Add	Nick Senzel	Reinstated from IL
14	4/23	Add	Brian O'Grady	Reinstated from IL
15	4/23	Delete	Phillip Ervin	Recalled by CIN
16	4/23	Delete	Aristides Aquino	7-day IL (right shoulder sprain)
17	5/1	Delete	Matt Bowman	Recalled by CIN
18	5/2	Add	Luis M. Gonzalez	Transferred from Chatt.
19	5/3	Add	Matt Bowman	Optioned to LOU
20	5/3	Add	Phillip Ervin	Optioned to LOU
21	5/3	Delete	Nick Senzel	Contract selected by CIN
22	5/3	Delete	Courtney Hawkins	Released
23	5/4	Delete	Cody Reed	Recalled by CIN
24	5/4	Add	Scott Schebler	Optioned to LOU
25	5/5	Delete	Josh VanMeter	Contract selected by CIN
26	5/5	Add	Cody Reed	Optioned to LOU
27	5/7	Delete	Kyle Wren	Released
28	5/7	Add	Narciso Crook	Transferred from Chatt.
29	5/16	Delete	Odrisamer Despaigne	Released, opt-out
30	5/17	Add	Rob Wooten	Transferred from Chatt.
31	5/17	Delete	Cody Reed	Recalled by CIN
32	5/17	Add	Juan Martinez	Transferred from Chatt.
33	5/18	Delete	Phillip Ervin	Recalled by CIN
34	5/18	Add	Aristides Aquino	Reinstated from IL
35	5/20	Add	Cody Reed	Optioned to LOU
36	5/20	Delete	Luis Gonzalez	7-day IL retro 5/19 (L. shoulder)
37	5/20	Delete	Anthony Bass	Released, opt-out
38	5/20	Add	Josh VanMeter	Optioned to LOU
39	5/20	Delete	Juan Martinez	Transferred to Chatt.
40	5/21	Add	Alex Powers	Transferred from Chatt.
41	5/21	Delete	Josh VanMeter	Recalled by CIN
42	5/21	Add	Alberti Chavez	Transferred from Chatt.
43	5/24	Delete	Matt Bowman	Recalled by CIN
44	5/24	Add	Johendi Jiminian	Transferred from Chatt.
45	5/25	Add	Juan Martinez	Transferred from Chatt.
46	5/25	Delete	Johendi Jiminian	Transferred to Chatt.
47	5/26	Add	Wendolyn Bautista	Transferred from Chatt.
48	5/26	Delete	Narciso Crook	Transferred to Billings
49	5/27	Delete	Cody Reed	Recalled by CIN, 26th man
50	5/27	Add	Phillip Ervin	Optioned to LOU
51	5/28	Delete	Lucas Sims	Recalled by CIN
52	5/28	Delete	Wendolyn Bautista	Transferred to Chatt.
53	5/28	Add	Tristan Archer	Acquired via Trade (MIL)
54	5/28	Add	Cody Reed	Returned to LOU (26th)
55	5/28	Delete	Cody Reed	7-day IL (left MCL sprain)
56	5/31	Add	Lucas Sims	Optioned to LOU
57	6/1	Add	Eric Stout	Signed by CIN
58	6/1	Delete	Juan Martinez	Transferred to Billings
59	6/2	Delete	Rob Wooten	7-day IL retro 5/31
60	6/3	Add	R.J. Alaniz	Claimed by CIN from SEA
61	6/3	Delete	Aristides Aquino	Placed on Temp. Inactive
62	6/3	Add	Wendolyn Bautista	Transferred from Chatt.
63	6/3	Add*	Alex Blandino	MLB Rehab Assignment
64	6/3	Add	Narciso Crook	Transferred from Billings
65	6/3	Delete	Jose Lopez	Transferred to Billings
66	6/3	Add	Brad Markey	Signed as free agent
67	6/3	Delete	Alex Powers	7-day IL retro 6/2
68	6/6	Add	Aristides Aquino	Activated off T.I. List
69	6/6	Delete	Narciso Crook	Transferred to Billings
70	6/6	Add	Valentin Martinez	Transferred from Billings
71	6/6	Delete	Stuart Turner	7-day IL retro 6/5
72	6/7	Add	Narciso Crook	Transferred from Billings
73	6/7	Delete	Alberti Chavez	Transferred to Chatt.
74	6/8	Add	Alberti Chavez	Transferred from Chatt.
75	6/8	Delete	Narciso Crook	Transferred to Chatt.
76	6/10	Add	Narciso Crook	Transferred from Chatt.
77	6/10	Delete	Scott Schebler	7-day IL retro 6/9
78	6/11	Add*	Robert Stephenson	MLB Rehab Assignment
79	6/12	Add	Stuart Turner	Reinstated from IL
80	6/12	Delete	Blaque Trahan	Placed on 7-day IL
81	6/13	Add*	Alex Blandino	Optioned to LOU
82	6/13	Delete	Hernan Iribarren	Released (off IL)
83	6/15	Add	Tejay Antone	Transferred from Chatt.
84	6/15	Delete	Phillip Ervin	Recalled by CIN
85	6/15	Delete	Ian Krol	Released, opt-out
86	6/16	Delete*	Robert Stephenson	Returned to CIN (Rehab)
87	6/17	Delete	Wendolyn Bautista	Transferred to Daytona
88	6/17	Add	Joe Mantipty	Transferred from Chatt.
89	6/18	Add	Jose Siri	Transferred from Chatt.
90	6/20	Add	Josh VanMeter	Optioned to LOU
91	6/20	Add	Scott Schebler	Reinstated from IL
92	6/20	Add	Joel Kuhnel	Transferred from Chatt.
93	6/20	Delete	Narciso Crook	Transferred to Chatt.
94	6/20	Delete	Jose Siri	Transferred to Chatt.
95	6/20	Delete	Tristan Archer	Placed on 7-day IL
96	6/22	Add	Narciso Crook	Transferred from Chatt.
97	6/22	Delete	Rob Refsnyder	7-day IL retro 6/21
98	6/24	Add*	Scotter Gennett	MLB Rehab Assignment
99	6/25	Add	Cassidy Brown	Transferred from Chatt.
100	6/25	Delete	Stuart Turner	7-day IL retro 6/23

2019 TRANSACTIONS (CONT.)

No.	Date	+/-	Player	Transaction
101	6/28	Delete*	Scotter Gennett	Returned to CIN (Rehab)
102	7/1	Add	Tristan Archer	Reinstated from IL
103	7/1	Delete	Jimmy Herget	Recalled by CIN
104	7/2	Add	Rob Refsnyder	Reinstated from IL
105	7/2	Delete	Scott Schebler	Placed on 7-day IL
106	7/4	Delete	Josh VanMeter	Recalled by CIN
107	7/6	Add*	Alex Wood	MLB Rehab Assignment
108	7/7	Add*	Wandy Peralta	MLB Rehab Assignment
109	7/11	Add	Alex Powers	Reinstated from IL
110	7/11	Add	Blake Trahan	Reinstated from IL
111	7/11	Add	Stuart Turner	Reinstated from IL
112	7/11	Delete	Tristan Archer	Placed on 7-day IL
113	7/11	Delete	Rob Refsnyder	Placed on 7-day IL
114	7/12	Delete*	Wandy Peralta	Returned to CIN (Rehab)
115	7/12	Add	Josh VanMeter	Optioned to LOU
116	7/12	Delete	Brad Markey	Placed on Temp. Inactive
117	7/15	Delete	Cassidy Brown	Placed on 7-day IL
118	7/15	Add	Brad Markey	Activated off T.I. List
119	7/16	Add	Scott Schebler	Reinstated from IL
120	7/16	Delete	Alberti Chavez	Placed on 7-day IL
121	7/17	Delete	Juan Graterol	Contract selected by CIN
122	7/17	Add	Chadwick Tromp	Reinstated from IL
123	7/18	Delete	Lucas Sims	Recalled by CIN
124	7/18	Delete	Josh VanMeter	Recalled by CIN
125	7/18	Delete	Jesus Reyes	Designated for assignment
126	7/19	Add	Justin Grimm	Acquired via Trade (LAD)
127	7/19	Add*	Amir Garrett	MLB Rehab Assignment
128	7/20	Delete*	Amir Garrett	Returned to CIN (Rehab)
129	7/20	Add	Matt Bowman	Optioned to LOU
130	7/20	Add	Jimmy Herget	Optioned to LOU
131	7/22	Delete*	Alex Wood	Transferred to Chatt. (Rehab)
132	7/22	Delete	Sal Romano	Recalled to CIN
133	7/22	Delete	Alberti Chavez	Transferred to Chatt.
134	7/22	Add	Mitch Nay	Transferred from Chatt.
135	7/23	Add	Jesus Reyes	Outrighted to LOU
136	7/23	Delete	Brad Markey	Placed on 7-day IL
137	7/25	Add*	Tucker Barnhart	MLB Rehab Assignment
138	7/26	Delete*	Tucker Barnhart	Returned to CIN (Rehab)
139	7/26	Add	Cassidy Brown	Reinstated from IL
140	7/26	Delete	Stuart Turner	Placed on 7-day IL
141	7/27	Add*	Kyle Farmer	MLB Rehab Assignment
142	7/28	Delete*	Kyle Farmer	Returned to CIN (Rehab)
143	7/31	Delete	Sherman Johnson	Released
144	7/31	Add	Rob Refsnyder	Reinstated from IL
145	7/31	Add	Sal Romano	Optioned to LOU
146	7/31	Delete	Alex Powers	Placed on 7-day IL
147	7/31	Delete	Brad Markey	From IL, Transferred to Chatt.
148	8/1	Delete	Aristides Aquino	Contract selected by CIN
149	8/1	Add	Ryan Lavanway	Outrighted to LOU
150	8/3	Add	Jose Siri	Transferred from Chatt.
151	8/3	Delete	Scott Schebler	Placed on 7-day IL
152	8/4	Add	Tim Collins	Signed by Reds
153	8/4	Delete	Cassidy Brown	Placed on 7-day IL
154	8/5	Delete	Brian O'Grady	Contract selected by CIN
155	8/5	Delete	Blake Trahan	Designated for assignment
156	8/6	Add	Alex Powers	Reinstated from IL
157	8/6	Delete	Eric Stout	Placed on 7-day IL
158	8/6	Add	Brad Boxberger	Signed by Reds
159	8/6	Add	Alfredo Rodriguez	Transferred from Chatt.
160	8/9	Add	Blake Trahan	Outrighted to LOU
161	8/9	Add	Wandy Peralta	Optioned to LOU
162	8/9	Delete	Sal Romano	Recalled to CIN
163	8/9	Delete	Joe Mantiplay	Traded to New York Yankees
164	8/9	Add*	Curt Casali	MLB Rehab Assignment
165	8/12	Delete	Tim Collins	Placed on 7-day IL
166	8/13	Delete	Eric Stout	From IL, Transferred to Chatt.
167	8/15	Add	Brian O'Grady	Optioned to LOU
168	8/15	Add	Eric Stout	Transferred from Chatt.
169	8/15	Delete	Matt Bowman	Recalled to CIN
170	8/15	Delete	Joel Kuhnel	Recalled to CIN
171	8/16	Add*	Tyler Mahle	MLB Rehab Assignment
172	8/16	Add	Sal Romano	Optioned to LOU
173	8/17	Delete	R.J. Alaniz	Recalled to CIN
174	8/17	Add	Matt Bowman	Optioned to LOU
175	8/18	Delete	Brian O'Grady	Recalled to CIN
176	8/19	Add*	Derek Dietrich	MLB Rehab Assignment
177	8/20	Add	Tim Collins	Reinstated from IL
178	8/22	Delete*	Tyler Mahle	Left Rehab
179	8/23	Add	Nick Ciuffo	Transferred from Chatt.
180	8/23	Delete	Brad Boxberger	Released
181	8/23	Delete*	Derek Dietrich	Returned to CIN (Rehab)
182	8/24	Delete*	Curt Casali	Returned to CIN (Rehab)
183	8/25	Add	Brian O'Grady	Optioned to LOU
184	8/25	Delete	Rob Refsnyder	Released
185	8/25	Delete	Tim Collins	Placed on 7-day IL
186	8/26	Add	Tyler Mahle	Optioned to LOU
187	8/29	Delete	Ryan Lavanway	Released
188	8/30	Add	Jose Peraza	Optioned to LOU
189	8/31	Delete	Sal Romano	Recalled by CIN, 26th man
190	8/31	Add	Junichi Tazawa	Transferred from Chatt.
191	9/1	Delete	Alex Blandino	Recalled by CIN
192	9/1	Delete	Matt Bowman	Recalled by CIN
193	9/1	Delete	Tyler Mahle	Recalled by CIN
194	9/1	Delete	Wandy Peralta	Recalled by CIN
195	9/1	Add	Aaron Fossas	Transferred from Chatt.
196	9/1	Add	Cassidy Brown	Reinstated from IL

2019 BATTING HIGHS & LOWS

TEAM BATTING

Most Hits	19	(2x, Last: 7/31 at COL)
Fewest Hits	1	(8/7 at LHV)
Most Runs	15	(4/29 at TOL)
Most Runs, Inning	6	(6x, Last: 6th, 8/8 at LHV)
Most Home Runs	5	(4x, Last: 7/21 at SWB)
Most Doubles	7	(2x, Last: 8/26 vs COL)
Most Triples	2	(2x, Last: 8/26 vs COL)
Most Left on Base	13	(4x, Last: 8/10 at ROC)
Most Walks	9	(6/12 vs PAW)
Most Strikeouts	15	(3x, Last: 4/23 vs DUR)
Fewest Hits, Opp	2	(7/4 at COL)
Most Hits, Opp	21	(5/25 vs TOL)
Most Runs, Opp	18	(2x, Last: 5/28 at DUR)
Most Runs Inning, Opp	9	(1st, 5/24 vs TOL)
Most Home Runs, Opp	5	(2x, Last: 5/25 vs TOL)
Most Triples, Opp	2	(Last: 4/18 vs COL)
Most Doubles, Opp	6	(3x, Last 5/28 at DUR)
Most RBI, Opp	18	(2x, Last 5/28 at DUR)
Most Walks, Opp	11	(8/22 at COL)
Most Batter Strikeouts, Opp	22	(4/20 at IND)
Most Errors, Opp	4	(2x, Last: 6/21 at CHA)

INDIVIDUAL BATTING

Most Hits (LOU)	5	VanMeter/Colon (Last: 5/26 vs TOL)
Most Runs (LOU)	4	Senzel/VanMeter (Both: 4/29 at TOL)
Most 2B (LOU)	3	Ciuffo/Colon (Last: 8/28 vs COL)
Most 3B (LOU)	1	26 Tied (Last: 8/28 vs COL)
Most HR (LOU)	3	VanMeter/O'Grady (Last: 5/19 at BUF)
Most RBI (LOU)	8	VanMeter/O'Grady (Last: 7/13 vs TOL)
Most SB (LOU)	3	Brian O'Grady (5/9 vs SYR)
Most Hits (Opp.)	5	Christian Arroyo (5/28 at DUR)
Most Runs (Opp.)	4	4 Tied (Last: 6/26 vs TOL)
Most 2B (Opp.)	3	Bradley/Arroyo (Last: 5/28 at DUR)
Most 3B (Opp.)	1	20 Tied (Last: 8/28 vs COL)
Most HR (Opp.)	3	Ryan Mountcastle (6/2 at NOR)
Most RBI (Opp.)	7	Christian Arroyo (5/28 at DUR)
Most SB (Opp.)	4	Oscar Mercado (4/17 vs COL)



Josh VanMeter torched International League pitching to the tune of a .348 average with 29 extra-base hits and 43 RBI in 49 games. He set Louisville's single-game mark for hits (5), homers (3) and RBI (8) for the 2019 campaign, collecting five base knocks on April 26 vs. Norfolk and going deep thrice with eight RBI on April 29 at Toledo.

2019 PITCHING HIGHS & LOWS

TEAM PITCHING

Fewest Hits Allowed	2	7/4 at COL
Most Hits Allowed	21	5/25 vs TOL
Most Runs Allowed	18	2x, Last: 5/28 at DUR
Most Runs Allowed, Inning	9	1st, 5/24 vs TOL
Most Home Runs Allowed	5	2x, Last: 5/25 vs TOL
Most Walks Issued	11	8/22 at COL
Most Strikeouts	22	4/20 at IND
Fewest Hits Allowed, Opp	1	8/7 at LHV
Most Strikeouts, Opp	15	3x, Last: 4/23 vs DUR
Most Walks, Opp	9	6/12 vs PAW

INDIVIDUAL PITCHING

Most Strikeouts (LOU)	13	Sims/Gutierrez (Last: 8/31 at TOL)
Most Walks (LOU)	7	Lucas Sims (6/8 at CHA)
Most Strikeouts (Opp.)	9	Kolby Allard (6/18 at GWN)
Most Walks (Opp.)	5	3 Players (Last: 8/28 vs COL)
Longest W streak (LOU)	2	5 Players (Last: 8/27-9/1)
Longest L streak (LOU)	6	Tejay Antone (7/7-8/4)
Longest Outing (LOU)	7.2	Lucas Sims (6/14 vs BUF)



TEAM ERRORS

Most Errors	4	2x, Last: 6/21 at CHA
Most Errors, Opp.	3	Tied, 2 Last: 6/13 vs PAW

MISCELLANEOUS INFORMATION

Longest Game, Extra Inn	11	3x, Mr: 7/31 at COL
Longest Game Time, 9 Inn	3:39	4/4 at TOL
Shortest Game Time, 9 Inn	1:59	5/7 vs. SYR
Longest Game Time, Extra Inn	4:09	7/31 at COL (F/11)
Shortest Game Time, All	1:30	4/24 vs DUR (F/5)
Longest Delay, Home	2:02	4/25 vs DUR (Rain)
Longest Delay, Road	3:53	6/8 at CHA (Rain)
Largest Win Margin	11	4/29 at TOL
Largest Defeat Margin	16	5/25 vs TOL
Largest Deficit Overcome In Win	6 Runs	7/19 at SWB

2019 BATS MULTI-HIT GAMES AND STREAKS

Player	Multi	2H	3H	4H	5H	Longest Streak
Aquino	21	17	3	1		22 (5/23-6/19)
Barnhart						1 (7/25)
Blandino	14	12	2			8 (7/27-8/3)
C. Brown						2 (2x)
Casali						3 (8/20-)
Chavez	2	2				5 (6/11-6/16)
Ciuffo	1		1			2 (8/26-8/28)
Colon	36	22	9	4	1	11 (5/19-5/30)
Crook	17	9	7	1		8 (7/26-8/2)
Dietrich	1	1				1 (8/19)
Ervin	14	11	2	1		5 (5/27-5/31)
Farmer						0
Gennett	1	1				1 (6/24)
L. Gonzalez	1		1			7 (5/4-5/12)
Graterol	11	9	2			7 (6/29-7/15)
Hawkins	2	2				3 (2x)
Sh. Johnson	12	11	1			8 (7/5-)
Lavarnway	1		1			3 (8/19-8/25)
Longhi	27	20	7			10 (6/28-7/12)
V. Martinez	1	1				1 (4/9)
Nay	4	3	1			4 (8/9-8/13)
O'Grady	38	27	10	1		9 (5/22-5/30)
Okey	1	1				2 (4/11-4/12)
Peraza	3	1	2			4 (8/30-)
Refsnyder	25	14	11			8 (2x)
A. Rodriguez	2	2				3 (8/8-8/10)
Schebler	8	7	1			7 (5/15-5/21)
Senzel	1		1			7 (4/23-4/30)
Siri	3	1	2			5 (8/26-8/30)
Sparks						0
Trahan	16	12	3	1		6 (7/29-8/3)
Tromp	3	2	1			7 (7/25-8/3)
Turner	1	1				2 (3x)
VanMeter	18	10	6	1	1	7 (2x)
Wren	1	1				3 (2x)

2019 BATS CATCHERS' BOX

Catcher	GS	SB	CS	CS%	IC	ER	ERA
Barnhart^	1	0	1	100%	5.0	3	5.40
C. Brown	6	6	2	25%	54.0	30	5.00
Casali^	3	4	1	20%	18.0	11	5.50
Ciuffo	6	2	1	33%	52.0	18	3.12
Farmer^	1	0	0	-	7.0	1	1.29
Graterol	57	41	22	35%	484.0	293	5.45
Lavarnway	10	6	2	25%	91.0	54	5.34
V. Martinez	2	1	1	50%	22.0	10	4.09
Okey	9	18	3	14%	80.2	32	3.57
Tromp	19	13	1	7%	180.2	68	3.39
Turner	26	30	10	25%	228.0	147	5.80

2019 TEAM MISCELLANEOUS

MULTIPLE-HOME RUN EFFORTS (21)	Brian O'Grady (6) Josh VanMeter (4) Aristides Aquino (3) Phillip Ervin (2) Nick Longhi (2) Alex Blandino (1) Narciso Crook (1) Sherman Johnson (1) Ryan Lavarney (1)
3-HR GAMES:	Brian O'Grady, 5/19 at BUF Josh VanMeter, 4/29 at TOL
BACK-TO-BACK HOME RUNS (7)	Senzel/VanMeter (4/29 at TOL) O'Grady/Refsnyder (5/2 at IND) O'Grady/Aquino (5/19 at BUF) Colon/Aquino (6/22 at CHA g2) Colon/O'Grady (7/4 at COL) Tromp/Crook (7/19 at SWB) Turner/Crook (7/21 at SWB)
LEAD-OFF HOME RUNS (4)	S. Schebler (6/5 vs IND) 1st pit. A. Blandino (6/6 at CHA) N. Crook (7/5 at COL) N. Crook (7/28 vs SWB)
GRAND SLAMS (3)	J. VanMeter (4/29 at TOL) C. Tromp (7/29 at TOL) C. Tromp (7/31 at COL)
WALK-OFF WINS (5)	4/27 vs NOR: B.O'Grady single 5/12 vs CHA: S. Turner walk 6/29 vs COL: N. Crook single 7/23 vs GWN: A. Blandino Solo HR 8/17 vs ROC: R. Refsnyder single
COMPLETE GAMES (1)	Jose Lopez (4/24 vs DUR, 5.0 IP) <i>^rain shortened</i>
SHUTOUTS (7)	4/10 at COL Sims-(5.1), Reyes (1.2), Romano (1.0), Bass (1.0) 5/5 at IND: Despaigne (7.0), Reyes (2.0) 5/15 at SYR G1: Mella (5.2), Krol (0.1), Bass (1.0) 5/31 at NOR: Mella (7.0), Reyes (2.0) 7/4 at COL: Sims (7.0), Stout (2.0) 8/26 vs COL: Mahle (5.0), Grimm/Peralta/Romano/Herget (1.0) 8/27 vs COL: Antone (7.0), Romano (1.0), Powers (1.0)
IL PLAYER OF THE MONTH (1)	Josh VanMeter (April)
IL BATTER OF THE WEEK (2)	Phillip Ervin (5/27-6/2) Narciso Crook (7/15-7/21)
IL PITCHER OF THE WEEK (3)	Lucas Sims (7/1-7/7) Vladimir Gutierrez (8/12-8/18) Tejay Antone (8/26-9/2)

2019 OPENING NIGHT ROSTER

PITCHERS (15)

Anthony Bass
 Matt Bowman
 Odrisamer Despaigne
 Vladimir Gutierrez
 Jimmy Herget
 Ian Krol
 José López
 Juan Martinez
 Keury Mella
 Cody Reed
 Jesús Reyes
 Sal Romano
 Lucas Sims
 Jackson Stephens
 Rob Wooten

CATCHERS (2)

Juan Graterol
 Chris Okey

INFIELDERS (6)

Christian Colón
 Hernan Iribarren
 Sherman Johnson
 Brian O'Grady
 Blake Trahan
 Josh VanMeter

OUTFIELDERS (5)

Aristides Aquino
 Phillip Ervin
 Nick Longhi
 Nick Senzel
 Kyle Wren

OPENING NIGHT STARTING LINEUPS

APRIL 4, 2010 AT FIFTH THIRD FIELD (TOLEDO 10, LOUISVILLE 5)

TOLEDO MUD HENS

1. Daz Cameron	CF
2. Danny Woodrow	DH
3. Ronny Rodriguez	2B
4. Victor Reyes	RF
5. Brandon Dixon	1B
6. Willi Castro	SS
7. Dawel Lugo	3B
8. Cameron Rupp	C
9. Jacob Robson	LF
Kyle Funkhouser	P

LOUISVILLE BATS

1. Sherman Johnson	DH
2. Christian Colón	3B
3. Phillip Ervin	CF
4. Brian O'Grady	1B
5. Aristides Aquino	RF
6. Josh VanMeter	2B
7. Juan Graterol	C
8. Nick Longhi	LF
9. Blake Trahan	SS
Oscar Despaigne	P



INTERNATIONAL LEAGUE / HISTORY



With a stolen base Aug. 28 vs. Columbus, Brian O'Grady became the first player in Louisville franchise history (since 1982) to record at least 20 home runs and 20 stolen bases in a single season. He finished the season with 30 doubles, 28 homers and 20 steals, ranking as one of only two players in all of affiliated Minor League Baseball to reach each of those marks in 2019 (Luis Robert, CWS).

2021 TRIPLE-A ALIGNMENT

TRIPLE-A EAST

NORTHEAST

Buffalo Bisons (TOR)
 Rochester Red Wings (WSH)
 Syracuse Mets (NYM)
 Lehigh Valley Iron Pigs (PHI)
 Scranton/W-B RailRiders (NYY)
 Worcester Red Sox (BOS)

MIDWEST

Columbus Clippers (CLE)
 Indianapolis Indians (PIT)
 Louisville Bats (CIN)
 Iowa Cubs (CHI)
 Omaha Storm Chasers (KC)
 St. Paul Saints (MIN)
 Toledo Mud Hens (DET)

SOUTHEAST

Charlotte Knights (CWS)
 Durham Bulls (TB)
 Gwinnett Stripers (ATL)
 Jacksonville Jumbo Shrimp (MIA)
 Memphis Redbirds (STL)
 Nashville Sounds (MIL)
 Norfolk Tides (BAL)

TRIPLE-A WEST

EAST

Albuquerque Isotopes (COL)
 El Paso Chihuahuas (SD)
 Oklahoma City Dodgers (LAD)
 Round Rock Express (TEX)
 Sugar Land Skeeters (HOU)

WEST

Las Vegas Aviators (OAK)
 Reno Aces (ARI)
 Sacramento River Cats (SF)
 Salt Lake Bees (LAA)
 Tacoma Rainiers (SEA)

2021 TRIPLE-A MAP



2019 IL FINAL STANDINGS

TEAM	AFFILIATE	W	L	PCT.	GB
Columbus	CLE	81	59	.579	
Gwinnett	ATL	80	59	.576	0.5
Durham	TBR	75	64	.540	5.5
Charlotte	CHW	75	64	.540	5.5
Scranton/W-B	NYY	76	65	.539	5.5
Syracuse	NYM	75	66	.532	6.5
Buffalo	TOR	71	69	.507	10.0
Rochester	MIN	70	70	.500	10.5
Indianapolis	PIT	66	74	.471	15.0
Toledo	DET	66	74	.471	15.0
Lehigh	PHI	66	74	.471	15.0
Norfolk	BAL	60	79	.432	20.5
Pawtucket	BOS	59	81	.421	22.0
Louisville	CIN	59	81	.421	22.0

2019 IL DIVISION STANDINGS

NORTH	W	L	PCT.	GB
#-Scranton/WB	76	65	.539	-
Syracuse	75	66	.532	1.0
Buffalo	71	69	.507	4.5
Rochester	70	70	.500	5.5
Lehigh Valley	66	74	.471	9.5
Pawtucket	59	81	.421	16.5



SOUTH	W	L	PCT.	GB
#-Gwinnett	80	59	.576	-
Charlotte	75	64	.540	5.0
&-Durham	75	64	.540	5.0
Norfolk	60	79	.432	20.0



WEST	W	L	PCT.	GB
#-Columbus	81	59	.579	-
Indianapolis	66	74	.471	15.0
Toledo	66	74	.471	15.0
Louisville	59	81	.421	22.0



DIVISION WINNER
\$ WILD CARD WINNER

GOVERNORS' CUP SEMIFINALS

Durham def. Scranton/WB in series, 3-0; Columbus def. Gwinnett in series, 3-1.

GOVERNORS' CUP FINALS

Columbus def. Durham in series, 3-0.

TRIPLE-A NATIONAL CHAMPIONSHIP GAME, September 17, 2019: Memphis, TN

Sacramento (PCL) 4, defeated Columbus (IL) 0

2019 LEAGUE AWARDS

AWARD	RECIPIENT	TEAM
Manager of the Year	Damon Berryhill	Gwinnett
Most Valuable Player	Ryan Mountcastle	Norfolk
Most Valuable Pitcher	Mitch Keller	Indianapolis
Rookie of the Year	Aristides Aquino	Louisville

2019 PLAYERS OF THE WEEK

DATE	BATTER	TEAM	DATE	PITCHER	TEAM
4/4-7	Jake Cronenworth	DUR	4/4-7	Mike Soroka	GWN
4/8-14	Andres Blanco	GWN	4/8-14	Enyel De Los Santos	LHV
4/15-21	Ryan Mountcastle	NOR	4/15-21	Mitch Keller	IND
4/22-28	Kean Wong	DUR	4/22-28	Lewis Thorpe	ROC
4/29-5/5	Chance Sisco	NOR	4/29-5/5	Dario Agrazal	IND
5/6-12	Austin Riley	GWN	5/6-12	Alex McRae	IND
5/13-19	Daniel Palka	CLT	5/13-19	Nick Pivetta	LHV
5/20-26	Breyvic Valera	SWB	5/20-26	Chris Mazza	SYR
5/27-6/2	Phillip Ervin	LOU	5/27-6/2	Kyle Hart	PAW
6/3-9	Victor Reyes	TOL	6/3-9	Sean Poppen	ROC
6/10-16	Rusney Castillo	PAW	6/10-16	Chris Mazza	SYR
6/17-23	Jack Lopez	GWN	6/17-23	Tyler Alexander	TOL
6/24-30	Mike Ford	SWB	6/24-30	Thomas Pannone	BUF
7/1-7	Jaylin Davis	ROC	7/1-7	Lucas Sims	LOU
7/8-14	Jace Peterson	NOR	7/8-14	Mitch Keller	IND
7/15-21	Narciso Crook	LOU	7/15-21	Corey Oswalt	SYR
7/22-28	Chris Owings	PAW	7/22-28	Randy Dobnak	ROC
7/29-8/4	Andy Burns	BUF	7/29-8/4	Chandler Shepherd	NOR
8/5-11	Ramon Torres	CLT	8/5-11	Drew Gagnon	SYR
8/12-18	Zack Collins	CLT	8/12-18	Vladimir Gutierrez	LOU
8/19-25	Ke'Bryan Hayes	IND	8/19-25	Corey Oswalt	SYR
8/26-9/2	Adam Duvall	GWN	8/26-9/2	Tejay Antone	LOU

2019 ALL-STAR TEAMS

MIDSEASON	TEAM	POS	MIDSEASON	TEAM	POS
Aristides Aquino	LOU	OF	Justin Shafer	BUF	P
Arturo Reyes	DUR	P	Kean Wong	DUR	2B
Asher Wojciechowski	NOR	P	Keegan Akin	NOR	P
Austin Davis	LHV	P	Kirby Snead	BUF	P
Ben Rowen	GWN	P	Kyle Higashioka	SWB	C
Brandon Barnes	COL	OF	Lucas Sims	LOU	P
Brent Rooker	ROC	OF	Mike Ford	SWB	1B
Chris Mazza	SYR	P	Mitch Keller	IND	P
Connor Walsh	CHA	P	Montana DuRapau	IND	P
Dan Runzler	PAW	P	Ryan Goins	CHA	2B
Deivy Grullon	LHV	C	Ryan McBroom	SWB	1B
Dilson Herrera	SYR	2B	Ryan Mountcastle	NOR	3B
Dovydas Neverauskas	IND	P	Tomas Delis	ROC	C
Eric Haase	COL	C	Travis Demeritte	GWN	OF
J.P. Feyereisen	SWB	P	Trayvon Robinson	IND	OF
Jake Cronenworth	DUR	SS	Trevor Kelley	PAW	P
Josh D. Smith	COL	P	Victor Reyes	TOL	OF
Josh VanMeter	LOU	OF	Willi Castro	TOL	SS

POSTSEASON	TEAM	POS	POSTSEASON	TEAM	POS
Adam Duvall	GWN	OF	Jake Elmore	IND	2B
Aristides Aquino	LOU	OF	Kean Wong	DUR	3B
Bobby Bradley	COL	DH	Mitch Keller	IND	SP
Brandon Barnes	ROC	OF	Ryan McBroom	SWB	UT
Eric Haase	COL	C	Ryan Mountcastle	NOR	1B
Jake Cronenworth	DUR	SS	Trevor Kelley	PAW	RP

2019 IL BATTING LEADERS

<u>HOME RUNS</u>			<u>OBP</u>			<u>HITS</u>		
Bradley, B	COL	33	Cronenworth, J	DUR	.429	Mountcastle, R	NOR	162
Duvall, A	GWN	32	Lowe, N	DUR	.421	Colón, C	LOU	149
Barnes, B	ROC	30	McBroom, R	SWB	.402	Castro, W	TOL	140
Kivlehan, P	BUF	29	Elmore, J	IND	.387	Wong, K	DUR	139
4 players		28	Demeritte, T	GWN	.387	Williams, M	NOR	136

<u>RUNS</u>			<u>BB</u>			<u>XBH</u>		
McBroom, R	SWB	87	Ockimey, J	PAW	82	Wiel, Z	ROC	69
Wiel, Z	ROC	86	Lowe, N	DUR	72	Mountcastle, R	NOR	61
Ortega, R	GWN	83	Palka, D	CHA	72	Barnes, B	ROC	60
Palka, D	CHA	83	Skole, M	CHA	70	O'Grady, B	LOU	59
Mountcastle, R	NOR	81	Mendick, D	CHA	66	Ortega, R	GWN	58

<u>STOLEN BASES</u>			<u>SLG</u>			<u>DOUBLES</u>		
Robson, J	TOL	25	Duvall, A	GWN	.602	Wiel, Z	ROC	40
Colón, C	LOU	24	McBroom, R	SWB	.574	Colón, C	LOU	37
Woodrow, D	TOL	23	Bradley, B	COL	.567	Mountcastle, R	NOR	35
Alford, A	BUF	22	Demeritte, T	GWN	.558	Ortega, R	GWN	34
Romine, A	LHV	21	O'Grady, B	LOU	.550	3 players		31

<u>AVG</u>			<u>RBI</u>			<u>TRIPLES</u>		
Cronenworth, J	DUR	.334	Barnes, B	ROC	95	Castro, W	TOL	8
Elmore, J	IND	.322	Duvall, A	GWN	93	LaMarre, R	GWN	8
Castillo, A	LHV	.316	Rosario, W	ROC	91	Brito, S	BUF	7
McBroom, R	SWB	.315	Espinosa, D	SYR	84	4 players		6
Mountcastle, R	NOR	.312	Mountcastle, R	NOR	83	--		

2019 IL PITCHING LEADERS

<u>AVG</u>			<u>SO</u>			<u>GAMES</u>		
Akin, K	NOR	.252	Akin, K	NOR	131	Kelley, T	PAW	52
Wright, K	GWN	.252	Chiang, S	COL	128	Thielbar, C	GWN	51
Wilson, B	GWN	.256	Despaigne, O	CHA	124	Milner, H	DUR	50
Ramírez, E	PAW	.259	Keller, M	IND	123	Sulser, C	DUR	49
Despaigne, O	CHA	.260	Peoples, M	COL	122	2 players		48

<u>ERA</u>			<u>SAVES</u>			<u>IP</u>		
=Wilson, B	GWN	3.42	Kelley, T	PAW	12	Peoples, M	COL	144.2
Despaigne, O	CHA	3.47	Milner, H	DUR	12	Mella, K	LOU	142.2
Stankiewicz, T	PAW	3.85	DuRapau, M	IND	10	Gutierrez, V	LOU	137.0
Peoples, M	COL	3.98	5 players		9	Nicolino, J	CHA	135.1
Wright, K	GWN	4.17	---			2 players		131.0

<u>WHIP</u>			<u>SHO</u>		
=Wilson, B	GWN	1.21	Adams, C	SWB	1
Wright, K	GWN	1.26	Hart, K	PAW	1
Peoples, M	COL	1.29	Marvel, J	IND	1
Ramírez, E	PAW	1.34	Stankiewicz, T	PAW	1
Despaigne, O	CHA	1.34	Zeuch, T	BUF	1

IL YEAR-BY-YEAR CHAMPIONS

<u>YEAR</u>	<u>TEAM</u>	<u>MANAGER</u>	<u>YEAR</u>	<u>TEAM</u>	<u>MANAGER</u>
1933	Buffalo	Ray Schalk	1976	Syracuse	Bobby Cox
1934	Toronto	Ike Boone	1977	Charleston	Jim Beauchamp
1935	Syracuse	Nemo Leibold	1978	Richmond	Tommy Aaron
1936	Buffalo	Ray Schalk	1979	Columbus	Gene Michael
1937	Newark	Oscar Vitt	1980	Columbus	Joe Altobelli
1938	Newark	Johnny Neun	1981	Columbus	Frank Verdi
1939	Rochester	Billy Southworth	1982	Tidewater	Jack Aker
1940	Newark	Johnny Neun	1983	Tidewater	Davey Johnson
1941	Montreal	Clyde Sukeforth	1984	Pawtucket	Tony Torchia
1942	Syracuse	Jewel Ens	1985	Tidewater	Bob Schaefer
1943	Syracuse	Jewel Ens	1986	Richmond	Roy Majtyka
1944	Baltimore	Tommy Thomas	1987	Columbus	Bucky Dent
1945	Newark	Bill Meyer	1988	Rochester	Johnny Oates
1946	Montreal	Clay Hopper	1989	Richmond	Jim Beauchamp
1947	Syracuse	Jewel Ens	1990	Rochester	Greg Biagini
1948	Montreal	Clay Hopper	1991	Columbus	Rick Down
1949	Montreal	Clay Hopper	1992	Columbus	Rick Down
1950	Baltimore	Nick Cullopp	1993	Charlotte	Charlie Manuel
1951	Montreal	Walter Alston	1994	Richmond	Grady Little
1952	Rochester	Harry Walker	1995	Ottawa	Pete Maccanin
1953	Montreal	Walter Alston	1996	Columbus	Stump Merrill
1954	Syracuse	Skeeter Mewsome	1997	Rochester	Marv Foley
1955	Rochester	Fred Walker	1998	Buffalo	Jeff Datz
1956	Rochester	Fred Walker	1999	Charlotte	Tom Spencer
1957	Buffalo	Phil Cavarretta	2000	Indianapolis	Steve Smith
1958	Montreal	Clay Bryant	2001	Louisville	Dave Miley
1959	Havana	Preston Gomez	2002	Durham	Bill Evers
1960	Toronto	Mel McGaha	2003	Durham	Bill Evers
1961	Buffalo	Kirby Farrell	2004	Buffalo	Marty Brown
1962	Atlanta	Jose Schultz	2005	Toledo	Larry Parrish
1963	Indianapolis	Rollie Hemsley	2006	Toledo	Larry Parrish
1964	Rochester	Darrell Johnson	2007	Richmond	Dave Brundage
1965	Toronto	Dick Williams	2008	Scranton/WB	Dave Miley
1966	Toronto	Dick Williams	2009	Durham	Charlie Montoyo
1967	Toledo	Jack Tighe	2010	Columbus	Mike Sarbaugh
1968	Jacksonville	Clyde McCullough	2011	Columbus	Mike Sarbaugh
1969	Syracuse	Frank Verdi	2012	Pawtucket	Arnie Beyeler
1970	Syracuse	Frank Verdi	2013	Durham	Charlie Montoyo
1971	Rochester	Joe Altobelli	2014	Pawtucket	Kevin Boles
1972	Tidewater	Hank Bauer	2015	Columbus	Chris Tremie
1973	Pawtucket	Darrell Johnson	2016	Scranton/WB	Al Pedrique
1974	Rochester	Joe Altobelli	2017	Durham	Jared Sandberg
1975	Tidewater	Joe Frazier	2018	Durham	Jared Sandberg
			2019	Columbus	Tony Mansolino

IL CHAMPIONSHIPS BY TEAM

<u>TEAM</u>	<u>#</u>	<u>TEAM</u>	<u>#</u>
Columbus	11	Pawtucket	4
Rochester	10	Toledo	3
Syracuse	8	Charlotte	2
Buffalo	6	Louisville	1
Durham	6	Indianapolis	1
Tidewater/Norfolk	5	Ottawa/LHV	1
Richmond/GWN	5	Scranton/WB	2

IL HALL OF FAME

NAME	YEAR	NAME	YEAR
Aaron, Tommie	2008	McMillon, Billy	2019
Alexander, Dale	2008	Mele, Albert "Dutch"	2009
Alston, Walter	2010	Merkle, Fred	1953
Altobelli, Joe	2008	Merrill, Carl "Stump"	2009
Arlett, Russell "Buzz"	2009	Meulens, Hensley	2016
Balboni, Steve	2011	Meyer, Bill	1949
Barrett, Charles "Red"	2009	Miley, Dave	2014
Baylor, Don	2010	Mondor, Ben	2008
Bentley, Jack	1958	Montoyo, Charlie	2016
Berly, Jack	1955	Morgan, Joe	2008
Betzal, Christian "Bruno"	1957	Moss, Howie	1960
Boley, Joe	1954	Murray, Bill	1952
Boggs, Wade	2011	Nelson, Glenn "Rocky"	1960
Bombard, Marc	2015	Ogden, Jack	1952
Boone, Ike	1957	O'Neill, Steve	1947
Brant, Marshall	2015	Onslow, Ed	1951
Brown, Joe	1962	Parnham, James "Rube"	1957
Buford, Don	2008	Parrish, Larry	2013
Carnegie, Ollie	1947	Pennock, Herb	1948
Carswell, Frank	2010	Petagine, Roberto	2009
Cazen, Walter	2009	Porter, Dick	1963
Collins, James "Rip"	1951	Powers, Pat	1961
Cook, Gene	2008	Puccinelli, George	2008
Cooper, Harold	2007	Quellich, George	2008
Cox, Bobby	2019	Rice, Jim	2008
Crabtree, Estel	1953	Richmond, Don	2013
Demeter, Steve	2009	Ripken, Jr., Cal	2011
Derry, Russ	2008	Ripple, Jimmy	1956
Dunn, Jack	1950	Robinson, Jackie	1960
Earnshaw, George	1956	Rosenfield, Dave	2008
Easter, Luke	2008	Rudolph, Dick	1948
Eiland, Dave	2012	Ryba, Mike	2010
Ens, Jewel	1950	Sankey, Ben	1947
Evers, Bill	2012	Sauer, Hank	2008
Gardner, Lee	2017	Schnacke, Ken	2017
Garr, Ralph	2008	Schoendienst, Red	2009
Gilhooley, Sr., Frank	2008	Schumaker, Max	2017
Grich, Bobby	2010	Schwechheimer, Lou	2019
Grove, Robert "Lefty"	2008	Seeds, Bob	2010
Hamlin, Luke	1955	Selkirk, George	1958
Hauser, Joe	2008	Shaughnessy, Frank	1947
Herrera, Frank "Pancho"	2008	Short, Bill	2009
Hessman, Mike	2017	Silver, Morrie	2008
Holly, Ed	1949	Simone, Anthony "Tex"	2008
Hopper, Clay	2009	Sisler, Jr., George	2007
Howley, Dan	1950	Smythe, William "Harry"	1959
Hutchinson, Fred	1954	Southworth, Billy	1947
Jacobson, Merwin	1955	Stallings, George	1959
Jethroe, Sam	2019	Stevens, Ed	2009
Jones, Mack	2013	Tamburro, Mike	2012
Keller, Charlie	1947	Thomas, Alphonse "Tommy"	1948
Kelly, Bill	1954	Tiefenauer, Bobby	2008
Kisinger, Charles "Rube"	2009	Toporcer, George	1949
Knight, Joe	2009	Triplett, Coaker	2010
Labruzzo, Don	2015	Tucker, Ollie	2008
Lanigan, Ernest	1947	Verdi, Frank	2008
Lasorda, Tommy	2008	Walker, Fred "Dixie"	1947
Maisel, Frederick "Fritz"	1959	Walker, Harry "The Hat"	2009
Manto, Jeff	2014	Walsh, Jimmy	1958
Mamaux, Al	1951	Weber, Jim	2014
Manley, William	1953	Whitman, Hobart "Rabbit"	2008
McCarthy, Joe	1956	Wilson, Archie	2008
McGowan, Frank	1947	Wiltse, George	1952

2019 IL HOF INDUCTEES

Bobby Cox won Governors' Cups as both a player and manager in the International League before beginning a Hall of Fame managerial career with the Atlanta Braves. Cox hit .297 for the 1967 Richmond Braves team that captured the pennant. After a trade to New York, he spent 1968 and 1969 with the Yankees but bad knees caused a return to the IL. In 1970 his Syracuse club won the Governors' Cup. The following season saw the beginning of Cox's managerial career in the minors, and in 1973 he returned to Syracuse where he took the Chiefs to three finals appearances in four years. His 1976 club remains the last Syracuse team to win the Governors' Cup. Cox went on to a highly successful managerial career in the Major Leagues with Atlanta (1978-81 & 1990-2010) and Toronto (1982-85). He was named Manager of the Year four times, won the 1995 World Series, and had his uniform number six retired by the Braves. In 2007 Cox passed Sparky Anderson to move into 4th on the all-time MLB managerial wins list. He was inducted into the Baseball Hall of Fame as a member of the Class of 2014.

Sam "The Jet" Jethroe was a star in the Negro Leagues before he signed with the Montreal Royals in 1948, just two seasons after Jackie Robinson broke the IL's color barrier with the same team. In 1949, Jethroe was an IL All-Star. His 207 hits and 154 runs scored that season are marks that have not been matched since in the International League, and just one player since Jethroe (Otis Nixon, 1983) has surpassed 89 stolen bases. The Royals captured the Governors' Cup that season. Jethroe was the 1950 National League Rookie of the Year. Despite winning a pair of MLB stolen base titles, he was back in Triple-A by the 1953 season with Toledo of the American Association. He returned to the IL the following season with Toronto, still among the League's top players as the Maple Leafs won the Governors' Cup. In seven seasons and 875 games played in the IL, Jethroe hit .293 with 615 runs scored and 205 stolen bases. After retiring, Jethroe moved to Erie, Pennsylvania where he worked in a factory for several years before opening a bar. He passed away in 2001.

Billy McMillon was drafted by the Florida Marlins in 1993 out of Clemson University where he owned the school's highest career batting average. His 12-year playing career included parts of six seasons in the major leagues as an outfielder with the Florida Marlins (1996-97), Philadelphia Phillies (1997), Detroit Tigers (2000-01), and Oakland Athletics (2001-04). Along the way, he hit .310 in over 600 International League games with the Knights, Red Barons, Mud Hens, and Clippers. McMillon was the 1996 IL Rookie of the Year after hitting .352 for Charlotte, and the following season he became just the second player in Knights history to hit three home runs in a game. After spending parts of three seasons with SWB, McMillon went to Toledo in 2000 and captured his second League batting title. Two years later he played his final season in the IL for Columbus and earned his third All-Star nod. Since 2008 McMillon has worked in the Red Sox farm system, where as a skipper he's captured a League championship in Class-A and Manager of the Year honors in Double-A. McMillon was named manager of the IL's Pawtucket Red Sox for the 2019 season.

Lou Schwechheimer was hired by the Pawtucket Red Sox as an intern in 1978; he would eventually be part-owner of the club before departing with 37 years of service to the franchise. Schwechheimer was named International League Executive of the Year in 1987 and 1992, and the PawSox under his stewardship twice won the Bob Freitas Award, as selected by Baseball America, for excellence in Minor League Baseball operations. Pawtucket hosted the Triple-A All-Star Game in 2004. More than 17 million fans passed through the gates of McCoy Stadium during his tenure. "Lou Schwechheimer was a pillar on which the Pawtucket Red Sox franchise was built," IL Hall of Famer Mike Tamburro said. "His hard work, vision and creativity allowed the PawSox to take their place among Minor League Baseball's premier clubs." Schwechheimer was a driving force behind McCoy Stadium's renovations in the late 1990's as well as securing exhibition games at McCoy Stadium for USA Baseball's collegiate team versus Chinese Taipei in 2000 and Italy in 2005. He led the team's sales and marketing operation, coordinating corporate accounts and promotional schedules as well as organizing special events. Schwechheimer is today the principal owner of the New Orleans Baby Cakes in the Pacific Coast League and the Charlotte Stone Crabs of the Florida State League.

LOUISVILLE BASEBALL ALL-TIME RECORDS

LEAGUE YEARS		RECORD	PCT.
National League (ML)	1876-77, 1892-99	484-744	.394
American Association (ML)	1882-91	574-638	.474
American Association	1902-62, 1982-97	5,865-5,896	.499
International League		1,752-1,689	.509
Colonels	1968-72	370-341	.520
Redbirds	1998	77-67	.535
RiverBats	1999-2001	218-214	.505
Bats	2002-Present	1,263-1,310	.491
ALL-TIME RECORD		8,851-9,210	.490

RECORDS SINCE 1982

YEAR	W-L	PCT.	FIN	H	A	MANAGER	AFF
1982	73-62	.541	T-2 E	41-27	32-35	Joe Frazier	STL
1983	78-57	.578	1 E	43-25	35-32	Jim Fregosi	STL
1984	79-76	.510	4	46-32	33-44	Jim Fregosi	STL
1985	74-68	.521	1 E	39-32	35-36	Jim Fregosi	STL
1986	64-78	.451	4 E	34-37	30-41	Jim Fregosi	STL
						Dyar Miller	
						Dave Bialas	
1987	78-62	.557	2	42-28	36-34	Mike Jorgensen	STL
1988	63-79	.444	4 E	36-37	27-42	Mike Jorgensen	STL
1989	71-74	.490	4 E	41-32	30-42	Mike Jorgensen	STL
1990	74-72	.507	3 E	48-26	26-46	Gaylen Pitts	STL
1991	51-92	.357	4 E	27-44	24-48	Mark DeJohn	STL
1992	73-70	.510	3 E	43-29	30-41	Jack Krol	STL
						Mark Riggins	
1993	68-76	.472	3 E	39-33	29-43	Jack Krol	STL
						Mark Riggins	
1994	74-68	.521	4	42-29	32-39	Joe Pettini	STL
1995	74-70	.514	4	44-28	30-42	Joe Pettini	STL
1996	60-84	.417	4 E	33-39	27-45	Joe Pettini	STL
1997	58-85	.406	4 E	36-36	22-49	Gaylen Pitts	STL
1998	77-67	.535	1 W	41-31	36-36	Gary Allenson	MIL
1999	63-81	.438	3 W	38-34	25-47	Gary Allenson	MIL
2000	71-73	.493	3 W	42-30	29-43	Dave Miley	CIN
2001	84-60	.583	1 W	46-26	38-34	Dave Miley	CIN
2002	79-65	.549	2 W	45-27	34-38	Dave Miley	CIN
2003	79-64	.552	1 W	46-26	33-38	Dave Miley	CIN
						Mack Jenkins	
						Rick Burleson	
2004	67-77	.465	2 W	35-37	32-40	Rick Burleson	CIN
2005	66-78	.458	4 W	35-37	31-41	Rick Sweet	CIN
2006	75-68	.524	3 W	43-30	32-38	Rick Sweet	CIN
2007	74-70	.514	2 W	39-33	35-37	Rick Sweet	CIN
2008	88-56	.611	1 W	44-28	44-28	Rick Sweet	CIN
2009	84-58	.592	1 W	45-27	39-31	Rick Sweet	CIN
2010	79-64	.552	1 W	43-29	36-35	Rick Sweet	CIN
2011	73-71	.507	3 W	40-32	33-39	Rick Sweet	CIN
2012	51-93	.354	4 W	29-42	22-51	David Bell	CIN
2013	69-75	.479	3 W	33-39	36-36	Jim Riggleman	CIN
2014	68-75	.476	4 W	33-38	35-37	Jim Riggleman	CIN
2015	64-80	.444	3 W	34-38	30-42	Delino DeShields	CIN
2016	71-73	.493	2 W	32-39	38-34	Delino DeShields	CIN
2017	56-86	.394	4 W	28-43	28-43	Delino DeShields	CIN
2018	61-76	.445	4 W	32-38	29-38	Pat Kelly	CIN
						Dick Schofield	
2019	59-81	.421	4 W	31-39	28-42	Jody Davis	CIN

TOTAL: 2,670-2,764 • **HOME:** 1,468-1,257 • **LSF:** 755-678

YEAR-BY-YEAR RECORDS

YEAR	W-L	PCT.	FIN	GB	YEAR	W-L	PCT.	FIN	GB
1876	30-36	.455	5	22.0	1931	74-94	.440	7	30.5
1877	35-25	.583	2	7.0	1932	67-101	.399	8 L	33.0
1882	42-38	.525	3	13.0	1933	70-83	.458	6	31.5
1883	52-45	.536	5	13.5	1934	78-74	.513	4	8.5
1884	68-40	.630	3	7.5	1935	52-97	.349	8 L	36.5
1885	53-59	.473	T-5	26.0	1936	63-91	.409	7	27.0
1886	66-70	.485	4	25.5	1937	62-91	.405	8 L	27.5
1887	76-60	.556	4	19.5	1938	53-100	.346	8 L	38.0
1888	48-87	.356	7	44.0	1939	75-78	.490	4	31.5
1889	27-111	.196	8 L	66.5	1940	75-75	.500	4	19.0
1890	88-44	.667	1	+10.0	1941	87-66	.569	2	8.0
1891	55-84	.396	7	40.0	1942	78-76	.506	5	6.5
1892	63-89	.414	9	40.0	1943	70-81	.464	5	20.0
1893	50-75	.400	11	34.0	1944	85-63	.574	3	14.5
1894	36-94	.277	12 L	54.0	1945	84-70	.545	3	9.0
1895	35-96	.267	12 L	52.5	1946	92-61	.601	1	+4.0
1896	38-93	.290	12 L	53.0	1947	85-68	.556	2	8.0
1897	52-78	.400	11	40.0	1948	56-98	.364	8 L	44.0
1898	70-81	.464	9	33.0	1949	70-83	.458	6	23.0
1899	75-77	.493	9	28.0	1950	82-71	.536	5	7.5
1902	92-45	.672	2	2.0	1951	80-73	.523	4	15.0
1903	87-54	.617	2	4.5	1952	77-77	.500	5	24.0
1904	77-70	.524	5	18.0	1953	84-70	.545	3	6.0
1905	76-75	.503	4	23.5	1954	85-68	.556	2	10.5
1906	71-79	.473	5	21.0	1955	83-71	.539	4	9.0
1907	77-77	.500	5	13.0	1956	60-93	.392	8 L	32.0
1908	88-65	.575	2	4.0	1957	49-105	.318	8 L	44.0
1909	93-75	.554	1	+2.5	1958	56-95	.371	8 L	33.0
1910	60-103	.368	8 L	44.5	1959	97-65	.599	1 E	+2.0
1911	67-101	.399	8 L	33.5	1960	85-68	.556	2	2.5
1912	66-101	.395	7	40.0	1961	80-70	.533	2	6.0
1913	95-72	.569	3	5.0	1962	71-75	.486	4	17.5
1914	95-73	.565	2	4.0	1968	72-75	.490	5	11.0
1915	78-72	.520	4	12.0	1969	77-63	.550	2	1.5
1916	101-66	.605	1	+5.5	1970	69-71	.493	6	15.0
1917	88-66	.571	3	2.5	1971	71-69	.507	5	15.0
1918	41-36	.532	4	4.0	1972	81-63	.563	1	1.0
1919	86-67	.562	3	7.5	1982	73-62	.541	T-2 E	1.5
1920	88-79	.527	2	28.5	1983	78-57	.578	1 E	+7.5
1921	98-70	.583	1	+4.5	1984	79-76	.510	4*	12.5
1922	77-91	.458	6	30.5	1985	74-68	.521	1 E	+2.5
1923	91-77	.542	3	22.0	1986	64-78	.451	4 E	16.0
1924	91-76	.545	3	5.5	1987	78-62	.557	2	1.0
1925	106-61	.635	1	+13.5	1988	63-79	.444	4 E	26.0
1926	105-62	.629	1	+10.0	1989	71-74	.490	4 E	15.5
1927	64-103	.383	7	36.5	1990	74-72	.507	3 E	11.5
1928	62-106	.369	8 L	37.5	1991	51-92	.357	4 E	30.0
1929	75-90	.455	5	35.0	1992	73-70	.510	3 E	13.5
1930	93-60	.608	1	+2.5	PLAYOFF TEAMS IN BOLD				

YEAR-BY-YEAR RECORDS (CONT.)

YEAR	W-L	PCT.	FIN	GB	YEAR	W-L	PCT.	FIN	GB
1993	68-76	.472	3 E	13.5	2009	84-58	.592	1 W	+11.5
1994	74-68	.521	4	11.5	2010	79-64	.552	1 W	+1.0
1995	74-70	.514	4	14.0	2011	73-71	.507	3 W	+15.0
1996	60-84	.417	4 E	24.0	2012	51-93	.354	4 W	38.0
1997	58-85	.406	4 E	28.5	2013	69-75	.479	3 W	11.0
1998	77-67	.535	1 W	+0.5	2014	68-75	.476	4 W	10.5
1999	63-81	.438	3 W	21.5	2015	64-80	.444	3 W	19.0
2000	71-73	.493	3 W	10.0	2016	71-73	.493	2 W	11.0
2001	84-60	.583	1 W	+16.5	2017	56-86	.394	4 W	23.0
2002	79-65	.549	2 W	2.0	2018	61-76	.445	4 W	11.0
2003	79-64	.552	1 W	+3.5	2019	59-81	.421	4 W	22.0
2004	67-77	.465	2 W	13.0	PLAYOFF TEAMS IN BOLD				
2005	66-78	.458	4 W	23.0	*defeated Wichita in one-game play-off for 4th place in 1984				
2006	75-68	.524	3 W	1.5					
2007	74-70	.514	2 W	8.5					
2008	88-56	.611	1 W	+13.0					

MANAGER RECORDS SINCE 1982

RANK	MANAGER	RECORD	PCT.	GAMES
1	Rick Sweet	539-465	.537	1004
2	Dave Miley	296-245	.547	541
3	Jim Fregosi	263-232	.531	495
4	Mike Jorgensen	212-215	.496	427
5	Joe Pettini	208-222	.484	430
6	Delino DeShields	191-239	.444	430
7	Gary Allenson	140-148	.486	288
8	Jim Rigglesman	137-150	.477	287
9	Jack Krol	136-136	.500	272
10	Gaylen Pitts	132-157	.457	289
11	Rick Burleson	83-94	.469	177
12	Joe Frazier	73-62	.541	135
13	Jody Davis	59-81	.421	140
14	Dick Schofield	57-70	.449	127
15	Mark DeJohn	51-92	.357	143
16	David Bell	51-93	.354	144
17	Dave Bialas	32-42	.432	74
18	Mark Riggins	5-10	.333	15
19	Pat Kelly	4-6	.400	10
20	Mack Jenkins	1-0	1.000	1
21	Dyar Miller	0-5	.000	5



Rick Sweet (2005-2011)



Pat Kelly (2018, 2020-pres.)

LOUISVILLE PLAYOFF HISTORY

- 1939: Louisville def. Minneapolis in semifinals, 4-1
 Louisville def. Indianapolis in finals, 4-1
American Association Champions
- 1940: Louisville def. Columbus in semifinals, 4-2
 Louisville def. Kansas City in finals, 4-0
American Association Champions
- 1941: Louisville def. Minneapolis in semifinals, 4-2
 Columbus def. Louisville in finals, 4-1
- 1944: Louisville def. Milwaukee in semifinals, 4-2
 Louisville def. St. Paul in finals, 4-1
American Association Champions
- 1945: Louisville def. Milwaukee in semifinals, 4-2
 Louisville def. St. Paul in finals, 4-2
American Association Champions
- 1946: Louisville def. St. Paul in semifinals, 4-2
 Louisville def. Indianapolis in finals, 4-0
American Association Champions
- 1947: Louisville def. Minneapolis in semifinals, 4-3
 Milwaukee def. Louisville in finals, 4-3
- 1951: St. Paul def. Louisville in semifinals, 4-1
- 1953: Toledo def. Louisville in semifinals, 4-3
- 1954: Louisville def. Columbus in semifinals, 4-3
 Louisville def. Indianapolis in finals, 4-3
American Association Champions
- 1955: Omaha def. Louisville in semifinals, 4-3
- 1956: Fort Worth def. Louisville in semifinals, 4-0
- 1960: Louisville def. St. Paul in semifinals, 4-2
 Louisville def. Denver in finals, 4-2
American Association Champions
- 1961: Louisville def. Denver in semifinals, 4-3
 Louisville def. Houston in finals, 4-2
American Association Champions
- 1962: Louisville def. Indianapolis in semifinals, 3-0
 Louisville def. Denver in finals, 4-2
American Association Champions
- 1969: Syracuse def. Louisville in semifinals, 3-2
- 1972: Louisville def. Rochester in semifinals, 2-1
 Tidewater def. Louisville in finals, 3-2
- 1983: Louisville def. Oklahoma City in semifinals, 3-2
 Denver def. Louisville in finals, 4-0
- 1984: Louisville def. Indianapolis in semifinals, 4-2
 Louisville def. Denver in finals, 4-1
American Association Champions
- 1985: Louisville def. Oklahoma City in finals, 4-1
American Association Champions
- 1987: Indianapolis def. Louisville in semifinals, 3-2
- 1994: Indianapolis def. Louisville in semifinals, 3-0
- 1995: Louisville def. Indianapolis in semifinals, 3-0
 Louisville def. Buffalo in finals, 3-2
American Association Champions
- 1998: Durham def. Louisville in semifinals, 3-0
- 2001: Louisville def. Norfolk in semifinals, 3-2
 Louisville def. Scranton/WB in finals, 1-0
International League Champions
- 2003: Durham def. Louisville in semifinals, 3-1
- 2008: Durham def. Louisville in semifinals, 3-1
- 2009: Durham def. Louisville in semifinals, 3-2
- 2010: Durham def. Louisville in semifinals, 3-2

TOTAL PLAYOFF RECORD:	129-101 (.561)
MODERN FRANCHISE RECORD (SINCE 1982):	33-35 (.485)
IL PLAYOFFS RECORD (SINCE 1998):	10-17 (.370)

RECORDS BY MONTH SINCE 1982

YEAR	APR	MAY	JUN	JUL	AUG	SEP	TOT
1982	9-7	15-15	16-14	20-10	13-16	0-0	73-62
1983	7-6	15-14	20-11	20-12	16-14	0-0	78-57
1984	11-7	17-17	17-15	20-14	12-21	2-2	79-76
1985	8-10	12-12	14-17	19-16	19-13	2-0	74-68
1986	9-5	14-14	11-20	12-20	17-19	1-0	64-78
1987	11-6	15-14	13-16	17-15	19-11	3-0	78-62
1988	8-13	17-13	17-13	11-19	10-20	0-1	63-79
1989	10-14	17-13	14-15	18-12	11-20	1-0	71-74
1990	10-14	17-12	16-14	16-13	13-18	2-1	74-72
1991	8-11	12-19	12-17	7-22	11-21	1-2	51-92
1992	6-9	15-17	20-12	12-14	14-17	6-1*	73-70
1993	10-8	17-13	12-16	17-14	9-22	3-3	68-76
1994	10-11	19-13	17-12	12-18	14-12	2-2	74-68
1995	13-9	19-9	16-15	13-16	12-18	1-3	74-70
1996	8-13	11-17	16-15	12-20	12-18	1-1	60-84
1997	11-15	12-16	10-19	14-15	11-19	0-1	58-85
1998	11-9	14-16	13-14	21-7	15-17	3-4	77-67
1999	7-15	15-15	11-18	14-14	12-17	4-2	63-81
2000	16-6*	12-18	20-10	9-20	13-16	1-3	71-73
2001	14-10	21-9*	12-17	18-11	16-13	3-0	84-60
2002	14-12	18-12	14-15	17-11	14-15	2-0	79-65
2003	15-9	17-12	19-12	13-16	14-15	1-0	79-64
2004	8-13	17-13	13-15	13-16	13-18	3-2	67-77
2005	11-12	14-15	14-15	14-15	11-18	2-3	66-78
2006	11-13	11-16	22-7*	14-15	15-15	2-2	75-68
2007	11-12	17-13	15-14	11-17	17-14	3-0	74-70
2008	16-11	18-12	13-15	18-10	23-7*	0-1	88-56
2009	11-8	12-19	19-9	18-10	19-10	5-2	84-58
2010	7-15	17-13	12-16	22-6*	18-11	3-3	79-64
2011	16-7	13-16	15-15	14-14	13-17	2-2	73-71
2012	9-16	8-21	14-16	12-16	8-21	0-3	51-93
2013	12-14	15-14	14-15	14-15	12-17	2-0	69-75
2014	11-14	15-16	17-11	12-17	12-17	1-0	68-74
2015	8-13	17-12	14-15	14-15	10-19	1-6	64-80
2016	12-9	16-14	11-18	14-14	15-15	3-3	71-73
2017	9-14	9-19	14-15	12-15	10-21	2-2	56-86
2018	9-11	8-22	14-13	16-12	13-16	1-2	61-76
2019	10-16	13-15	7-21	15-12	13-16	1-1	59-81
TOTALS	397-417	561-560	558-557	565-548	519-624	70-58	
	.488	.500	.500	.508	.454	.547	



SEASON HITTING RECORDS SINCE 1982

BATTING AVERAGE

* Norris Hopper (2006)	.347
Lance Johnson (1987)	.333
* Dmitri Young (1996)	.333
Raul Gonzalez (2002)	.333
Kelly Paris (1982)	.328
* Hernan Iribarren (2016)	.327

AT-BATS

* Vince Coleman (1984)	608
Jason Bourgeois (2014)	551
Raul Gonzalez (2001)	539
* Stan Royer (1991)	523
Fred Manrique (1986)	520
Allen Battle (1994)	520

HITS

* Allen Battle (1994)	163
Ron Belliard (1998)	163
* Raul Gonzalez (2001)	161
Lance Johnson (1987)	159
Kelly Paris (1982)	158

RBI

* Kevin Witt (2002)	107
* Jim Adduci (1983)	101
Jim Lindeman (1986)	96
Kevin Barker (1998)	96
Gary Raysich (1984)	95

STOLEN BASES

* Vince Coleman (1984)	101
* Billy Hamilton (2013)	75
* Chuck Carr (1992)	53
* Greg Martinez (1999)	48
* Alex Cole (1989)	47

MOST STRIKEOUTS

*Mike Calise (1982)	156
Aaron Herr (2007)	144
Kevin Witt (2002)	140
Brian O'Grady (2019)	136
Mike Hessman (2013)	134

FEWEST STRIKEOUTS/AB

Norris Hopper (2006)	25/383
Jeff Doyle (1982)	31/415
Jason Bourgeois (2014)	51/551
Bien Figueroa (1990)	37/396
William Bergolla (2005)	39/400

DOUBLES

* Allen Battle (1994)	44
* Brady Clark (2000)	41
* Raul Gonzalez (2001)	39
Christian Colon (2019)	37
Gene Roof (1984)	36
Jim Lindeman (1986)	36
Devin Mesoraco (2011)	36
Felix Perez (2014)	36

TRIPLES

* Tito Landrum (1983)	12
Lance Johnson (1987)	11
Greg Martinez (1998)	11
# Tim Jones (1993)	10
Chuck Carr (1992)	9
Tripp Cromer (1994)	9
Drew Anderson (2008)	9
Chris Dickerson (2008)	9

HOME RUNS

Mike Calise (1982)	33
Jose Oliva (1996)	31
Gary Raysich (1984)	29
Mike Laga (1987)	29
Aristides Aquino (2019)	28
Brian O'Grady (2019)	28

RUNS

* Ron Belliard (1998)	114
* Allen Battle(1994)	104
* Vince Coleman (1984)	97
Raul Gonzalez (2002)	91
* Zack Cozart (2010)	91

BASE ON BALLS

* Duane Walker (1987)	87
George Bjorkman (1982)	78
* Tom Baine (1989)	76
* Bernard Gilkey (1990)	75
Gene Roof (1982)	74

GAMES

Vince Coleman (1984)	152
# Rod Brewer (1990)	144
* Raul Gonzalez (2001)	142
Jim Lindeman (1986)	139
* Stan Royer (1991)	138

* LED LEAGUE
TIED FOR LEAGUE LEAD

SEASON PITCHING RECORDS SINCE 1982

WINS

* Ralph Citarella (1982)	15
* Adam Pettyjohn (2008)	15
# Bob Tewksbury (1989)	13
Howard Hilton (1989)	12
# Rene Arocha (1992)	12
# Jeff Ballard (1992)	12
Jose Acevedo (2002)	12
Jared Fernandez (2002)	12
Greg Reynolds (2013)	12

SAVES

* Mike Perez (1990)	31
* Jon Adkins (2008)	30
Scott Chiasson (2006)	29
* Willie Smith (1994)	29
* Rich Batchelor (1996)	28

WALKS

Mickey Mahler (1984)	88
Kevin Hagen (1985)	87
Mike Dunne (1986)	82
Robert Ellis (1998)	78
Sean Gallagher (2012)	75

GAMES

* Howard Hilton (1989)	70
Steve Peters (1989)	65
* Trevor Miller (2002)	65
* Matt Arrandale (1996)	63
Greg Mullins (1998)	61

COMPLETE GAMES

# Steve Baker (1984)	10
# Al Olmsted (1982)	9
Kevin Hagen (1983)	8
* Joe Magrane (1986)	8
Mike Dunne (1986)	7

LOWEST ERA (STARTER)

Greg Reynolds (2013)	2.42
Bob Tewksbury (1989)	2.43
Jeff Ballard (1992)	2.52
Rene Arocha (1992)	2.70
Omar Olivares (1990)	2.82
Robert Stephenson (2018)	2.87

LOSSES

Daniel Corcino (2013)	14
Keury Mella (2019)	14
* John Martin (1988)	13
* John Frascatore (1996)	13
Mickey Mahler (1984)	12
# Mike Dunne (1986)	12
Bob Sebra (1993)	12
Pedro Villarreal (2012)	12

STRIKEOUTS

Mickey Mahler (1984)	142
Robert Stephenson (2018)	135
Rigo Beltran (1996)	132
Matt Maloney (2008)	132
Luke Hudson (2002)	129
Rene Arocha (1992)	128
Jose Acevedo (2002)	128

INNINGS PITCHED

* Jared Fernandez (2001)	196.1
* Bob Tewksbury (1989)	189.0
* Mike Dunne (1986)	185.2
Kevin Hagen (1984)	176.2
Adam Pettyjohn (2008)	174.1

GAMES STARTED

# Kevin Hagen (1985)	28
# Mike Dunne (1986)	28
Bob Tewksbury (1989)	28
Robert Ellis (1998)	28
# Jared Fernandez (2001)	28
Matt Belisle (2004)	28
# Adam Pettyjohn (2008)	28

SHUTOUTS

* Rheal Cormier (1991)	3
* Mark Clark (1992)	3
10 others	2

LOWEST ERA (RELIEVER, min. 50 IP)

Jumbo Diaz (2013)	1.66
Mike Burns (2006)	1.74
Ricky Stone (2007)	1.87
Scott Chiasson (2006)	1.91
Mark Grater (1991)	2.02
Andy Hassler (1984)	2.11

* LED LEAGUE
TIED FOR LEAGUE LEAD

CAREER BATTING RECORDS SINCE 1982

AT-BATS

Aaron Holbert	1,762
Bill Lyons	1,724
Corky Miller	1,703
Kevin Barker	1,658
Hernan Iribarren	1,618

HITS

Aaron Holbert	471
Kevin Barker	455
Hernan Iribarren	447
Gene Roof	441
Bill Lyons	441
Corky Miller	416

RBI

Kevin Barker	329
Corky Miller	236
Brandon Larson	227
Rod Brewer	221
Stan Royer	209

STOLEN BASES

Alex Cole	111
Bill Lyons	105
Vince Coleman	101
Greg Martinez	91
Aaron Holbert	87

DOUBLES

Corky Miller	99
Kevin Barker	97
Danny Dorn	89
Gene Roof	88
Felix Perez	85
Bill Lyons	82

TRIPLES

Gene Roof	19
Aaron Holbert	18
Tripp Cromer	18
Luis Alicea	17
Alex Cole	17
Bill Lyons	17

HOME RUNS

Kevin Barker	89
Brandon Larson	70
Danny Dorn	52
Corky Miller	50
Mike Calise	42
Stan Royer	41
Scott Krause	41

RUNS

Bill Lyons	280
Kevin Barker	279
Aaron Holbert	242
Gene Roof	226
Tim Jones	217
Chris Sexton	217

GAMES

Corky Miller	548
Bill Lyons	544
Aaron Holbert	501
Bien Figueroa	486
Hernan Iribarren	484

EXTRA BASE HITS

Kevin Barker	198
Brandon Larson	149
Corky Miller	149
Danny Dorn	146
Stan Royer	130

LONGEST HITTING STREAKS

Brandon Larson (2003)	26
Aristides Aquino (2019)	22
Chris Sexton (2000)	20
Juan Francisco (2011)	19
Jim Adduci (1984)	18
Luis Alicea (1990-91)	18
Rob Mackowiak (2008)	18
Nick Senzel (2018-19)	18
Tim Jones (1993)	17
Allen Battle (1994)	17
Lyle Mouton (1999)	17
Joey Votto (2007)	17
Andy Phillips (2009)	17
Zack Cozart (2011)	17
Kelly Paris (1982)	16
Jose Gonzalez (1984)	16
Tom Neito (1984)	16
Terry Bradshaw (1996)	16
Kenny Kelly (2005)	16
Rey Navarro (2014)	16
Chuck Carr (1992)	15
Mike Edwards (2002)	15
Yonder Alonso (2011)	15
Hernan Iribarren (2016)	15
Kelly Paris (1982)	14
Tito Landrum (1983)	14
Andy Van Slyke (1983)	14
Alex Cole (1989)	14
Emil Brown (2003)	14
Drew T. Anderson (2008)	14
Juan Francisco (2010)	14
Chris Nelson (2014)	14

CAREER PITCHING RECORDS SINCE 1982

WINS

Matt Maloney	39
Ralph Citarella	34
Rigo Beltran	32
Chad Reineke	31
Jared Fernandez	27
Homer Bailey	26
Kevin Hagen	26
Rick Ownbey	26
Tom Shearn	26

SAVES

Jumbo Diaz	50
Jon Adkins	40
Mark Grater	39
Mike Perez	35
Carlos Almanzar	34
Rich Batchelor	33
Steve Dixon	33

WALKS

Rick Ownbey	211
Kevin Hagen	190
Ralph Citarella	170
Robert Stephenson	169
Chad Reineke	168

GAMES

Nick Christiani	182
Brian Shackelford	177
Rich Batchelor	166
Jeff Keener	165
Tim Sherrill	145

COMPLETE GAMES

Kevin Hagen	16
Rick Ownbey	14
Ralph Citarella	11
Steve Baker	10
Joe Magrane	10

LOSSES

Chad Reineke	37
Rigo Beltran	28
Kevin Hagen	27
Brian Barber	27
Matt Maloney	25
John Frascatore	24

STRIKEOUTS

Matt Maloney	438
Chad Reineke	370
Rigo Beltran	357
Robert Stephenson	354
Rick Ownbey	337
Homer Bailey	330
Tom Shearn	324

INNINGS PITCHED

Chad Reineke	570.0
Matt Maloney	523.0
Kevin Hagen	478.0
Rigo Beltran	452.2
Rick Ownbey	425.1
Ralph Citarella	420.2

GAMES STARTED

Chad Reineke	92
Matt Maloney	88
Kevin Hagen	74
Rigo Beltran	71
Homer Bailey	69

HITS ALLOWED

Chad Reineke	641
Matt Maloney	530
Rigo Beltran	480
Ralph Citarella	463
Kevin Hagen	458
Jared Fernandez	455

YEAR-BY-YEAR LEADERS SINCE 1982

YEAR	HITS	RUNS	DOUBLES	TRIPLES				
1982	Kelly Paris	158	Gene Roof	78	Kelly Paris	32	G. Mills/K. Paris/G. Roof	5
1983	Jeff Doyle	142	Jeff Doyle	87	Jim Adduci	29	*Tito Landrum	12
1984	Vince Coleman	156	*Vince Coleman	97	Gene Roof	36	Gene Roof	8
1985	Curt Ford	121	Curt Ford	73	Casey Parsons	23	Curt Ford	6
1986	Fred Manrique	148	Jim Lindeman	82	Jim Lindeman	38	John Morris	7
1987	Lance Johnson	159	Lance Johnson	89	Mike Laga	35	Lance Johnson	11
1988	Craig Wilson	127	Tim Jones	63	Craig Wilson	27	Alex Cole	8
1989	Todd Zeile	131	Alex Cole	75	Todd Zeile	26	Ron Shepherd	6
1990	Bernard Gilkey	147	Bernard Gilkey	83	Bernard Gilkey	26	B. Gilkey/R.Lankford	8
1991	Stan Royer	133	Julian Martinez	52	Stan Royer	30	Stan Royer	6
1992	Stan Royer	125	Chuck Carr	68	Stan Royer	31	Chuck Carr	9
1993	Keith Lockhart	140	Tim Jones	72	Van Snider	29	#Tim Jones	10
1994	#Allen Battle	163	*Allen Battle	104	*Allen Battle	44	Tripp Cromer	9
1995	Ray Giannelli	115	Terry Bradshaw	65	Tracy Woodson	35	#Terry Bradshaw	8
1996	Dmitri Young	153	*Dmitri Young	90	Dmitri Young	31	Dmitri Young	8
1997	Jeff Berblinger	135	Terry Bradshaw	79	Tim Costo	26	J. Berblinger/E. Marrero	7
1998	Ron Belliard	163	*Ron Belliard	114	Ron Belliard	36	Greg Martinez	11
1999	Scott Krause	138	Kevin Barker	89	Lyle Mouton	34	Santiago Perez	8
2000	Brady Clark	148	Brady Clark	90	*Brady Clark	41	Brady Clark	6
2001	*Raul Gonzalez	161	*Raul Gonzalez	90	*Raul Gonzalez	39	Deion Sanders	5
2002	Raul Gonzalez	144	Raul Gonzalez	91	Kevin Witt	32	Chris Sexton	5
2003	Wilton Guerrero	132	Wilton Guerrero	68	Corky Miller	28	Jim Chamblee	4
2004	Stephen Smitherman	123	Jermaine Clark	77	Stephen Smitherman	35	Ray Olmedo	7
2005	Pedro Swann	130	Pedro Swann	67	Pedro Swann	29	Chris Denorfia	6
2006	Norris Hopper	133	Earl Snyder	58	Jesse Gutierrez	27	M. Kata/D. Wise	4
2007	Joey Votto	146	Aaron Herr	75	Aaron Herr	31	Chris Dickerson	6
2008	Adam Rosales	124	Kevin Barker	73	Adam Rosales	29	C. Dickerson/D. Anderson	9
2009	Wes Bankston	122	Luis Bolivar	60	Wes Bankston	26	Darnell McDonald	7
2010	Zack Cozart	141	Zack Cozart	91	Todd Frazier	32	4 tied with 4	4
2011	J. Hermida/D. Mesoraco	126	Jeremy Hermida	67	Devin Mesoraco	36	Y. Alonso/K. Negron	4
2012	Felix Perez	118	Neftali Soto	55	Neftali Soto	30	Didi Gregoriosis	3
2013	Henry Rodriguez	131	Billy Hamilton	75	Mike Hessian	32	Billy Hamilton	4
2014	Jason Bourgeois	153	Ruben Gotay	86	Felix Perez	36	4 tied with 3	6
2015	Irving Falu	124	Irving Falu	55	Chris Dominguez	19	Irving Falu	6
2016	Hernan Iribarren	122	Juan Perez	52	Carlos Triunfel	29	Scott Schebler	8
2017	Sebastian Elizalde	140	Brandon Dixon	58	Brandon Dixon	31	Sebastian Elizalde	6
2018	Gabriel Guerrero	118	Gabriel Guerrero	64	D.J. Peterson	28	Josh VanMeter	6
2019	Christian Colon	149	Brian O'Grady	71	Christian Colon	37	Narciso Crook	6

YEAR	HOME RUNS	RBI	STOLEN BASES	GAMES				
1982	Mike Calise	33	Mike Calise	91	Kelly Paris	20	Jose Desa	130
1983	Jim Adduci	25	*Jim Adduci	101	Jose Gonzalez	26	Jim Adduci	129
1984	Gary Rajsich	29	Gary Rajsich	95	*Vince Coleman	101	Vince Coleman	152
1985	C. Parsons/G. Rajsich	10	Jack Ayer	56	*Curt Ford	45	Bill Lyons	134
1986	Jim Lindeman	20	*Jim Lindeman	96	Alex Cole	24	Jim Lindeman	139
1987	Mike Laga	29	Mike Laga	91	Lance Johnson	42	L. Johnson/M. Laga	116
1988	Mark Ryal	11	Mark Ryal	62	Alex Cole	40	Craig Wilson	133
1989	Todd Zeile	19	Todd Zeile	85	*Alex Cole	47	Alex Cole	127
1990	Rod Brewer	12	Rod Brewer	83	Bernard Gilkey	45	*Rod Brewer	144
1991	Stan Royer	14	Stan Royer	74	L. Maclin/T. Jones	19	*Stan Royer	138
1992	Ozzie Canseco	22	Rod Brewer	86	*Chuck Carr	53	Stan Royer	124
1993	Barry Lyons	18	Keith Lockhart	68	Tim Jones	13	Keith Lockhart	132
1994	Scott Coolbaugh	19	Scott Coolbaugh	75	Gerald Young	12	Darrel Deak	133
1995	Tracy Woodson	18	Tracy Woodson	76	Terry Bradshaw	20	Ray Giannelli	119
1996	Jose Oliva	31	Jose Oliva	86	Terry Bradshaw	21	Mike Gulan	123
1997	Eli Marrero	20	Eli Marrero	68	Terry Bradshaw	26	Jeff Berblinger	133
1998	Scott Krause	26	Kevin Barker	96	Greg Martinez	43	Ron Belliard	133
1999	Brandon Cromer	24	Scott Krause	89	*Greg Martinez	48	Scott Krause	133
2000	Brooks Kieschnick	25	Brooks Kieschnick	90	Kimera Barte	28	Brady Clark	132
2001	Adam Dunn	20	Raul Gonzalez	66	Wilton Guerrero	12	*Raul Gonzalez	142
2002	Brandon Larson	25	*Kevin Witt	107	Raul Gonzalez	9	Kevin Witt	131
2003	Brandon Larson	20	Brandon Larson	74	Wilton Guerrero	30	Wilton Guerrero	126
2004	Rob Stratton	12	Jim Chamblee	63	Aaron Holbert	32	Stephen Smitherman	129
2005	Pedro Swann	18	Pedro Swann	85	Kenny Kelly	18	Pedro Swann	127
2006	Earl Snyder	17	Earl Snyder	77	Norris Hopper	25	Earl Snyder	127
2007	Joey Votto	22	Joey Votto	92	Chris Dickerson	23	Joey Votto	133
2008	Kevin Barker	21	Kevin Barker	77	Chris Dickerson	26	Adam Rosales	117
2009	Kevin Barker	22	Wes Bankston	75	#Drew Stubbs	46	Wes Bankston	122
2010	Wladimir Balentien	25	Wladimir Balentien	78	Zack Cozart	30	Zack Cozart	136
2011	Danny Dorn	18	Danny Dorn	74	Todd Frazier	17	Danny Dorn	124
2012	Denis Phipps	15	Neftali Soto	59	Kristopher Negron	17	Neftali Soto	122
2013	Mike Hessian	25	Felix Perez	65	*Billy Hamilton	75	Denis Phipps	130
2014	Ruben Gotay	17	Felix Perez	74	Jason Bourgeois	24	R. Gotay/J. Bourgeois	136
2015	Yorman Rodriguez	10	Irving Falu	43	Irving Falu	19	Irving Falu	121
2016	Scott Schebler	13	Jermaine Curtis	50	Juan Perez	12	Seth Mejias-Brean	127
2017	Brandon Dixon	16	Brandon Dixon	64	Phillip Ervin	23	Sebastian Elizalde	134
2018	Gabriel Guerrero	17	Gabriel Guerrero	65	P.Ervin/C.J.McElroy	10	Blake Trahan	129
2019	B. O'Grady/Aristides Aquino	28	Brian O'Grady	77	Christian Colon	24	*Christian Colon	136

YEAR-BY-YEAR LEADERS SINCE 1982

YEAR	WINS	LOSSES	SAVES	INNINGS
1982	*Ralph Citarella	15 Al Olmsted	9 Dyar Miller	10 Al Olmsted 161.1
1983	Jeff Keener	11 Kevin Hagen	9 Jeff Keener	12 Ricky Horton 157.0
1984	S. Baker/K. Hagen	10 Mickey Mahler	12 Andy Hassler	10 Kevin Hagen 176.2
1985	Hagen/Martinez/Ownbey	10 K. Hagen/R. Ownbey	9 Pat Perry	14 Kevin Hagen 170.0
1986	M. Dunne/J. Magrane	9 *Mike Dunne	12 Bill Earley	15 *Mike Dunne 185.2
1987	Paul Cherry	11 Ray Soff	9 *Joe Boever	21 Greg Bargar 130.2
1988	John Martin	7 *John Martin	13 John Costello	11 John Martin 154.0
1989	#Bob Tewksbury	13 S. Arnold/J. Fassero	10 Matt Kinzer	15 *Bob Tewksbury 189.0
1990	Carpenter/Clarke/Olivares	10 Omar Olivares	11 *Mike Perez	31 Omar Olivares 159.1
1991	Rheal Cormier	7 Jamie Moyer	10 Mark Grater	12 Rheal Cormier 127.2
1992	#R. Arocha/J. Ballard	12 J. Ballard/M. Grater	8 *Mark Grater	24 Paul Kilgus 168.1
1993	B. Sebra/T. Urbani	9 Bob Sebra	12 Steve Dixon	20 Bob Sebra 145.0
1994	Rigo Beltran	11 Rigo Beltran	11 *Willie Smith	29 Kerry Knox 149.0
1995	T.J. Mathews	9 Rigo Beltran	9 *Cory Bailey	25 Nate Minchey 147.1
1996	R. Beltran/S. Lowe	8 *John Frascatore	13 *Rich Batchelor	28 John Frascatore 156.1
1997	Brady Raggio	8 Brady Raggio	11 Brian Maxcy	9 Brady Raggio 138.0
1998	Rod Henderson	11 Tim VanEgmond	11 R. Greene/G. Mullins	18 Robert Ellis 150.1
1999	R. Henderson/K. Peterson	7 S. Faltesek/R. Henderson	11 Reggie Harris	16 Horacio Estrada 131.2
2000	Steve Soderstrom	9 Steve Soderstrom	11 Rick Greene	7 Steve Soderstrom 137.1
2001	Jared Fernandez	10 Arnie Gooch	10 Chris Nichting	17 *Jared Fernandez 196.1
2002	J. Fernandez/J. Acevedo	12 L. Hudson/B. Reith	9 Mike Neu	16 Jose Acevedo 154.2
2003	Scott Randall	10 Lance Davis	9 Carlos Almanzar	23 Lance Davis 138.1
2004	Matt Belisle	9 Matt Belisle	11 Aaron Myette	19 Matt Belisle 162.2
2005	Chris Booker	8 Jeriome Robertson	11 Chris Booker	20 Elizardo Ramirez 131.1
2006	C. Michalak/T. Shearn	9 Mike Gosling	8 Scott Chiasson	29 Chris Michalak 132.1
2007	Phil Dumatrait	10 Tom Shearn	10 Ricky Stone	26 Tom Shearn 143.2
2008	*Adam Pettyjohn	15 Homer Bailey	7 *Jon Adkins	30 Adam Pettyjohn 174.1
2009	Sam LeCure	10 Matt Maloney	9 J. Roenicke/L. Ondrusek	12 Sam LeCure 143.1
2010	Matt Maloney	10 Chad Reineke	9 Jon Adkins	10 Matt Maloney 134.2
2011	Chad Reineke	9 Scott Carroll	8 3 tied with 7	Scott Carroll 145.1
2012	Sean Gallagher	10 Pedro Villarreal	12 J. Hoover/J. Smith	13 Chad Reineke 151.2
2013	Greg Reynolds	12 #Daniel Corcino	14 Jumbo Diaz	13 Greg Reynolds 156.1
2014	Josh Smith	10 Brett Marshall	10 Jumbo Diaz	18 Josh Smith 159.0
2015	Holmberg/Moscot	7 Axelrod	8 Nate Adcock	11 David Holmberg 120.1
2016	Robert Stephenson	8 Robert Stephenson	9 Jumbo Diaz	11 Robert Stephenson 136.2
2017	Jackson Stephens	7 Jackson Stephens	10 Kevin Shackelford	12 Jackson Stephens 139.0
2018	Robert Stephenson	11 Jose Lopez	13 Kevin Quackenbush	25 Jose Lopez 141.0
2019	Keury Mella/J. Stephens	8 *Keury Mella	14 Anthony Bass	9 Keury Mella 142.2

YEAR	STRIKEOUTS	GAMES	STARTS	COMPLETE GAMES
1982	Jose Brito	94 Dan Morogiello	57 Ralph Citarella	25 #Al Olmsted 9
1983	Ricky Horton	92 *Jeff Keener	60 Rick Horton	24 Kevin Hagen 8
1984	Mickey Mahler	142 Jeff Keener	53 K. Hagen/M. Mahler	26 #Steve Baker 10
1985	*Todd Worrell	126 Pat Perry	45 #Kevin Hagen	28 M. Anderson/R. Ownbey 5
1986	Mike Dunne	94 Bill Earley	52 *Mike Dunne	28 #Joe Magrane 8
1987	Paul Cherry	89 Dick Grapenthin	55 Greg Bargar	19 Dave LaPoint 4
1988	John Martin	84 *Gibson Alba	58 John Martin	25 6 tied with 1
1989	Gibson Alba	109 #Howard Hilton	70 #Bob Tewksbury	28 B. Tewksbury/S. Arnold 2
1990	Ken Hill	104 *Mike Perez	57 Omar Olivares	23 Omar Olivares 5
1991	R. Cormier/S. Clarke	74 Mark Grater	58 Rheal Cormier	21 Rheal Cormier 3
1992	Rene Arocha	128 Mark Grater	54 Paul Kilgus	26 M. Clark/P. Kilgus 4
1993	Kevin Meier	98 Steve Dixon	57 Bob Sebra	26 Paul Kilgus 4
1994	Rob Wisniewski	105 *Steve Dixon	59 Kerry Knox	24 J. Frascatore/R. Wisniewski 2
1995	Brian Barber	94 C. Bailey/M. Raczka	55 N. Minchey/R. Beltran	24 M. Petkovsek/A. Benes 2
1996	Rigo Beltran	132 *Matt Arrandale	63 John Frascatore	21 R. Beltran/J. Frascatore 3
1997	Sean Lowe	117 Matt Arrandale	56 Sean Lowe	23 Manny Aybar 3
1998	Tim VanEgmond	99 Greg Mullins	61 #Robert Ellis	28 R. Henderson/G. Beck 1
1999	Horacio Estrada	112 J. Borowski/H. Ramirez	58 Horacio Estrada	18 E. Estrada/K. Peterson 1
2000	John Riedling	75 John Riedling	53 Steve Soderstrom	22 L. Luebbers/W. Roberts 2
2001	Jared Fernandez	118 Matt Skrmetta	46 #Jared Fernandez	28 Jared Fernandez 4
2002	Luke Hudson	129 *Trevor Miller	65 Jose Acevedo	23 J. Fernandez/C. Reitsma 1
2003	Scott Randall	86 Mark Watson	44 Lance Davis	22 Seth Etherton 2
2004	Brandon Claussen	111 *Brian Shackelford	59 #Matt Belisle	28 #Seth Etherton 3
2005	Tom Shearn	93 Chris Booker	59 Elizardo Ramirez	21 None
2006	Mike Gosling	100 *Scott Chiasson	60 M. Gosling/C. Michalak	22 P. Dumatrait/J. Mays 1
2007	Tom Shearn	109 Ricky Stone	59 Tom Shearn	24 B. Livingston/S. Kelly 1
2008	Matt Maloney	132 Jon Adkins	57 #Adam Pettyjohn	28 Matt Maloney 2
2009	Matt Maloney	125 Pedro Viola	54 Sam LeCure	25 Matt Maloney 3
2010	Aroldis Chapman	125 Enerio Del Rosario	50 Matt Maloney	23 S. LeCure/A. Chapman 1
2011	Scott Carroll	85 Jerry Gil	54 Scott Carroll	25 Edinson Volquez 2
2012	Chad Reineke	108 N. Christiani/T. Webb	54 S. Gallagher/C. Reineke	26 Jeff Francis 1
2013	Yohan Pino	107 Nick Christiani	49 Daniel Corcino	23 #Greg Reynolds 3
2014	Josh Smith	123 *Ryan Dennick	57 Josh Smith	24 Smith/Latos/Axelrod 1
2015	David Holmberg	71 Jose De La Torre	51 Axelrod/Holmberg	19 Matt Buschmann 2
2016	Robert Stephenson	120 Dayan Diaz	40 Robert Stephenson	24 Daniel Wright 2
2017	Jackson Stephens	110 Alejandro Chacin	44 Jackson Stephens	25 4 tied with 1
2018	Robert Stephenson	135 Jimmy Herget	50 Jose Lopez	26 Robert Stephenson 1
2019	Vladimir Gutierrez	117 Jimmy Herget	48 #K. Mella/V. Gutierrez	27 Jose Lopez 1

GRAND SLAMS SINCE 1982

NO.	DATE	PLAYER	OPPONENT	PITCHER
1.	6/7/82	Dave Kable	Denver	Will McEnaney
2.	8/4/82	David Green	Denver	Victor Cruz
3.	6/12/83	Tito Landrum	@ Indianapolis	Bob Tufts
4.	6/26/83	Jim Adduci	@ Iowa	Rick Bordi
5.	6/28/83	Gene Roof	@ Evansville	Randy O'Neal
6.	7/26/83	Jim Adduci	@ Oklahoma City	Ron Musselman
7.	5/15/84	Gary Rajsich	Indianapolis	Greg Barger
8.	5/15/84	Mark Salas	Indianapolis	Craig Eaton
9.	6/28/84	Vic Harris	Iowa	Reggie Patterson
10.	7/13/84	Gary Rajsich	Indianapolis	Eric Mustad
11.	7/31/84	Jim Adduci	Denver	Tom Brennan
12.	8/4/84	Mark Salas	Oklahoma City	Glenn Cook
13.	8/11/84	Jack Ayer	@ Oklahoma City	Tony Fossas
14.	4/15/85	Curt Ford	Indianapolis	Dick Grapenthin
15.	6/16/85	John Morris	@ Buffalo	Scott Stranski
16.	4/27/86	Casey Parsons	Indianapolis	Larry Groves
17.	5/5/86	Jim Lindeman	Indianapolis	Randy St. Clair
18.	6/5/86	Casey Parsons	Omaha	Theo Shaw
19.	6/28/86	Bill Lyons	Indianapolis	Bob Owchinko
20.	6/21/87	Mark Dougherty	v. Denver (Junction, CO)	Al Jones
21.	8/10/87	Luis Alicea	Denver	Mark Ciardi
22.	8/21/87	Mike Laga	@ Nashville	Mario Soto
23.	8/5/88	Mike Fitzgerald	Buffalo	Randy Kramer
24.	4/12/89	Luis Alicea	Buffalo	Mike Walker
25.	4/17/89	Todd Zeile	Indianapolis	Jay Baller
26.	5/9/90	Ray Lankford	Nashville	Rodney Imes
27.	7/20/90	Rod Brewer	Scranton/WB	Tim Mauser
28.	5/31/91	Julian Martinez	Syracuse	Pat Hentgen
29.	8/20/91	Greg Carmona	Indianapolis	Dave Wainhouse
30.	5/7/92	Ed Fulton	Buffalo	Mark Petkovsek
31.	6/18/92	Rod Brewer	Indianapolis	Bill Risley
32.	7/6/92	Ozzie Canseco	@ Nashville	Tony Menendez
33.	8/16/92	Ozzie Canseco	Indianapolis	Mike LaCoss
34.	9/1/92	Lonnie Maclin	Indianapolis	Bill Risley
35.	6/14/94	Darrel Deak	Oklahoma City	Mike Walker
36.	6/15/94	Phil Stephenson	Oklahoma City	Jose Alberro
37.	7/11/94	Gerald Young	Omaha	Tim Peek
38.	8/26/94	Darrel Deak	@ Omaha	Jeff Parrett
39.	4/28/95	Ray Giannelli	Oklahoma City	Julio Santanna
40.	5/3/95	Ray Giannelli	@ Oklahoma City	Julio Santanna
41.	5/23/95	Geronimo Pena	@ Omaha (G1)	Brian Harrison
42.	5/9/96	Jose Oliva	Nashville	Steve Schrenk
43.	5/18/96	Jose Oliva	New Orleans	Cris Carpenter
44.	6/22/96	Tripp Cromer	@ New Orleans	Joe Slusarski
45.	8/5/96	Mike Gulan	@ Buffalo	Darryl Scott
46.	8/11/96	Micah Franklin	Omaha	Mark Kiefer
47.	4/19/97	Micah Franklin	@ Oklahoma City	Scott Bailes
48.	5/17/97	Tim Costo	@ Nashville	Chris Clemons
49.	5/30/97	Ray Giannelli	Buffalo	Steve Kline
50.	6/23/97	Terry Bradshaw	Omaha	Brian Harrison
51.	8/6/97	Tim Costo	@ Omaha	Jason Grimsley
52.	4/21/98	Brian Banks	@ Charlotte	Matt Mantei
53.	5/31/98	Kevin Barker	Buffalo	Anthony Young
54.	7/5/98	Geoff Jenkins	@ Indianapolis	Joey Eischen
55.	7/17/98	Kevin Barker	@ Norfolk	Brad Clontz
56.	8/24/98	Jorge Brito	@ Charlotte	Rey Mendoza
57.	4/10/99	Brandon Cromer	Columbus	Jeff Juden
58.	7/26/99	Mickey Lopez	Buffalo	Jim Brower
59.	8/1/99	Brandon Cromer	Indianapolis	Giovanni Carrara
60.	8/21/99	Robbie Cancel	@ Durham	Dan Wheeler
61.	4/11/00	Mike Bell	@ Richmond	Don Wengert
62.	5/6/00	Kimera Barte	@ Indianapolis	Mike Busby
63.	6/6/00	Ron Wright	Scranton/WB	Mark Brownson
64.	6/16/00	Jason LaRue	@ Ottawa	Scott Mitchell
65.	7/8/00	Mike Frank	@ Richmond	Luis Rivera
66.	7/18/00	Brooks Kieschnick	Toledo	Steve Sparks
67.	8/19/00	Mike Bell	@ Columbus	Mike Bertotti

GRAND SLAMS SINCE 1982

NO.	DATE	PLAYER	OPPONENT	PITCHER
68.	5/27/01	Adam Dunn	Syracuse	Pat Daneker
69.	6/24/01	D.T. Cromer	@ Buffalo	Nerio Rodriguez
70.	8/29/01	Damon Buford	@ Toledo	Shane Hearn
71.	4/13/02	Brandon Larson	@ Charlotte	Steve Schrenk
72.	5/6/02	Brandon Larson	@ Buffalo	Heath Murray
73.	5/8/02	Brandon Larson	Rochester	Kris Foster
74.	5/13/02	Kevin Witt	Syracuse	Brian Bowles
75.	4/13/03	Jacob Cruz	Durham	Luis de los Santos
76.	6/4/03	Corky Miller	Richmond	Buddy Hernandez
77.	6/19/03	Brandon Larson	@ Columbus	Andy Beal
78.	8/27/03	Felipe Crespo	@ Columbus	Jorge DePaula
79.	5/8/04	Jim Chamblee	Charlotte	Enemencio Pacheco
80.	5/27/04	Felipe Lopez	Durham	Dicky Gonzalez
81.	6/30/04	Kenny Kelly	@ Richmond	Chuck Smith
82.	4/19/05	Pedro Swann	@ Norfolk	Jae Weong Seo
83.	5/28/05	Alex Fernandez	Syracuse	Michael Nannini
84.	7/25/05	Aaron Holbert	Toledo	John Ennis
85.	4/20/06	Andy Abad	Syracuse	David Purcey
86.	7/8/06	Jesse Gutierrez	Columbus	Mark Corey
87.	4/8/07	Joey Votto	Toledo	Corey Hamman
88.	5/7/07	Ryan Jorgensen	Ottawa	Rick Bauer
89.	5/21/07	Joey Votto	@ Columbus	Felix Diaz
90.	6/4/07	Mark Bellhorn	@ Durham	Jeff Ridgeway
91.	8/9/07	Paul Janish	Indianapolis	Marty McLeary
92.	8/9/07	Aaron Herr	Indianapolis	Josh Sharpless
93.	8/13/07	Jeff Bannon	@ Indianapolis	Jonah Bayliss
94.	4/27/08	Paul Janish	Columbus	Arnie Munoz
95.	5/8/08	Andy Phillips	@ Norfolk	Jon Leicester
96.	5/22/08	Kevin Barker	@ Toledo	Eddie Bonine
97.	6/17/08	Kevin Barker	@ Rochester	Danny Graves
98.	7/1/08	Chris Dickerson	@ Indianapolis	Jason Davis
99.	7/27/09	Kevin Barker	@ Syracuse	Dave Williams
100.	8/6/09	Kevin Barker	@ Rochester	Kevin Mulvey
101.	7/2/10	Yonder Alonso	@ Durham	Joe Bateman
102.	7/27/10	Wladimir Balentien	Charlotte	Matt Zaleski
103.	8/18/10	Devin Mesoraco	Syracuse	Atahualpa Severino
104.	8/19/10	Devin Mesoraco	Syracuse	Andrew Kown
105.	6/5/11	Danny Dorn	@ Columbus	Carlton Smith
106.	5/20/12	Neftali Soto	@ Lehigh Valley	Tyler Cloyd
107.	7/13/12	Denis Phipps	Gwinnett	Billy Bullock
108.	7/13/12	Chris Valaika	Gwinnett	Terry Tifee
109.	7/14/12	Dioner Navarro	Gwinnett	Buddy Carlyle
110.	7/19/12	Neftali Soto	@ Columbus	Tyler Sturdevant
111.	7/28/12	Cody Puckett	@ Toledo	Chris Bootcheck
112.	8/16/12	Dioner Navarro	@ Charlotte	Dylan Axelrod
113.	4/30/13	Kristopher Negron	Lehigh Valley	Justin Friend
114.	6/11/13	Neftali Soto	Durham	Steve Geltz
115.	9/2/13	Denis Phipps	Indianapolis	Matt Hague
116.	4/9/14	Chris Nelson	@ Columbus	Scott Barnes
117.	4/16/14	Ryan LaMarre	vs. Indianapolis	Jeff Locke
118.	5/8/14	Mike Costanzo	vs. Norfolk	Preston Guilmet
119.	4/18/15	Chris Dominguez	vs. Indianapolis	Wilfredo Boscan
120.	5/6/16	Steve Selsky	at Indianapolis	Trey Haley
121.	5/3/17	Brandon Dixon	vs. Columbus	Travis Banwart
122.	7/17/17	Devin Mesoraco	vs. Syracuse	Sean O'Sullivan
123.	8/13/17	Zach Vincej	at Gwinnett	Jason Hursh
124.	5/3/18	Tony Cruz	at Norfolk	David Hess
125.	6/20/18	Josh VanMeter	vs. Durham	Yonny Chirinos
126.	7/1/18	Dilson Herrera	at Toledo	Zac Houston
127.	4/29/19	Josh VanMeter	at Toledo	Matt Hall
128.	7/29/19	Chadwick Tromp	at Toledo	Matt Hall
129.	7/31/19	Chadwick Tromp	at Columbus	James Karinchak

GRAND SLAM LEADERS SINCE 1982

SINGLE SEASON (INDIVIDUAL)	Brandon Larson, 2002	3
SINGLE SEASON (TEAM)	1984, 2000, 2007, 2012	7
LOUISVILLE CAREER LEADERS	Kevin Barker	6
	Brandon Larson	4
	Jim Adduci	3
	Ray Giannelli	3
	Neftali Soto	3
	Devin Mesoraco	3

TWO HOME RUN GAMES SINCE 1982

DATE	PLAYER	OPP	DATE	PLAYER	OPP
5/19/82	Mike Calise	@ WIC	4/20/99	Kevin Barker	NOR
6/27/82	Joe Desa	IOWA	5/16/99	Brandon Cromer	@ PAW
7/8/82	Kelly Paris	WIC	5/16/99	Luis Ortiz	@ PAW
8/15/82	Mike Calise	@ IOWA (G1)	5/29/99	Yamil Benitez	ROC
5/13/83	Andy Van Slyke	@ WIC	6/3/99	Lyle Mouton	CHA
6/11/83	Jim Adduci	@ IND	6/6/99	Lyle Mouton	@ DUR
7/18/83	Jim Adduci	WIC	6/8/99	Brandon Cromer	CHA
7/21/83	Jim Adduci	@ DEN	7/20/99	Brandon Cromer	NOR
4/18/84	Jim Adduci	@ WIC	7/30/99	Lyle Mouton	@ RMD
4/19/84	Gary Rajsich	@ WIC	8/21/99	Brandon Cromer	@ DUR
6/23/84	Tom Nieto	@ IOWA	4/11/00	Mike Bell	@ RMD
7/4/84	Jim Adduci	IND	5/2/00	Brooks Kieschnick	TOL
7/31/84	Gary Rajsich	WIC	5/2/00	D.T. Cromer	TOL
6/22/85	Tom Pagnozzi	NAS	5/13/00	Brooks Kieschnick	@ CHA
9/2/85	Casey Parsons	IND	6/14/00	Kimera Bartee	@ SYR
7/28/86	Jim Lindeman	@ OKC (G2)	6/24/00	Guillermo Garcia	PAW
8/6/86	Duane Walker	OKC	5/2/01	Bill Selby	@ DUR
4/18/87	Mark Dougherty	@ IOWA	5/21/01	Adam Dunn	@ PAW
6/20/87	Mike Laga	@ DEN	6/9/01	Adam Dunn	DUR
6/21/87	Mark Dougherty	@ DEN	6/14/01	Adam Dunn	BUF
7/26/87	Tom Pagnozzi	@ DEN	8/1/01	Robin Jennings	NOR
8/5/87	Mike Laga	@ DEN	8/19/01	Bill Selby	CHA
8/8/87	Mike Laga	@ OKC	8/29/01	Corky Miller	@ TOL
6/15/88	Mike Fitzgerald	@ ME	8/29/01	Brandon Larson	@ TOL
8/16/88	Mike Fitzgerald	@ DEN	4/13/02	Brandon Larson	@ CHA
8/31/89	Alex Cole	BUF	4/14/02	Mike Stefanski	@ CHA
8/31/89	Leon Durham	BUF	4/29/02	Kevin Witt	@ SWB
7/7/90	Ray Lankford	IND	5/13/02	Ben Broussard	SYR
8/4/91	Lonnie Maclin	IOWA	6/11/02	Brandon Larson	SWB
5/27/92	Chuck Carr	@ IND	6/17/02	Brandon Larson	@ NOR
6/8/92	Rod Brewer	DEN	4/5/03	*Jason Maxwell	@ TOL
6/14/92	Brian Jordan	@ DEN	Jacob Cruz	TOL	
6/17/92	Tracy Woodson	IND	4/29/03	Brandon Larson	TOL
7/6/92	Ozzie Canseco	@ NAS	6/1/03	Emil Brown	@ SYR (G1)
7/19/92	Ozzie Canseco	IOWA	7/29/03	Wily Mo Pena	TOL
7/29/92	Ozzie Canseco	@ OMA	8/23/03	Calvin Pickering	IND
8/23/92	Todd Zeile	@ DEN	5/3/04	Jim Chamblee	@ CHA
4/16/93	Stan Royer	@ IOWA	5/3/04	Dane Sardinha	@ CHA
4/18/93	Ozzie Canseco	@ OMA	6/3/04	Brandon Larson	@ SWB
4/27/93	Ozzie Canseco	@ OKC	6/16/04	Jim Chamblee	BUF
5/15/93	Barry Lyons	@ NAS	6/27/04	Corky Miller	ROC
6/18/93	Keith Lockhart	BUF	7/22/04	Rob Stratton	@ OTT
7/1/93	Ed Fulton	NAS	7/25/04	Rob Stratton	@ ROC
7/28/93	D. J. Dozier	@ OMA	8/25/04	Rob Stratton	@ COL
7/28/93	Howard Prager	@ OMA	4/9/05	Rob Stratton	OTT
8/16/93	Van Snider	NO	6/17/05	Edwin Encarnacion	@ DUR
4/8/94	John Mabry	@ IOWA	7/1/05	Pedro Swann	@ ROC
4/10/94	Darrel Deak	@ OMA	7/16/05	Alex Pelaez	@ CHA
5/14/94	Scott Coolbaugh	OMA	7/25/05	Alex Fernandez	TOL
6/17/94	Scott Coolbaugh	NO	4/29/06	Rob Stratton	TOL
6/23/94	Skeets Thomas	@ OKC	6/8/06	Andy Abad	SWB
8/2/94	John Mabry	IND	4/24/07	Dewayne Wise	RMD
5/10/95	Tracy Woodson	@ IND	5/14/07	Chad Moeller	SYR
5/16/95	Domingo Martinez	OMA	5/19/07	Dewayne Wise	@ COL
7/14/95	Tracy Woodson	BUF	5/30/07	Josh Hamilton	@ CHA
8/7/95	Dan Cholowsky	@ NAS	7/21/07	Jay Bruce	@ PAW
8/28/95	Ray Giannelli	BUF	7/26/07	Joey Votto	@ SWB
5/4/96	Jose Oliva	@ OMA	7/29/07	Aaron Herr	DUR
5/31/96	Jose Oliva	IOWA	8/9/07	Aaron Herr	IND
8/20/96	Jose Oliva	@ IOWA	8/17/07	Joey Votto	@ CHA
7/17/96	Micah Franklin	OKC	8/18/07	Joey Votto	@ CHA
8/3/96	Mike Gulan	@ BUF	5/25/08	Andy Green	@ TOL
6/30/97	Eli Marrero	@ OMA	6/5/08	Alvin Colina	TOL
8/6/97	Tim Costo	@ OMA	6/24/08	Adam Rosales	ROC
4/14/98	Brian Banks	TOL	7/3/08	Alvin Colina	IND
5/1/98	Brian Banks	@ IND	7/29/08	Kevin Barker	@ CHA
5/29/98	Scott Krause	RMD	7/29/08	Kevin Barker	@ CHA
5/31/98	Kevin Barker	BUF	8/27/08	Luis Bolivar	@ IND
6/19/98	Kevin Barker	OTT	8/29/08	Kevin Barker	@ IND
7/3/98	Eric Owens	TOL	4/26/09	Kevin Barker	@ TOL
7/9/98	Geoff Jenkins	CHA	5/11/09	Danny Dorn	SWB
7/21/98	Scott Krause	@ TOL	6/22/09	Darnell McDonald	GWN
9/6/98	Scott Krause	IND	7/11/09	Wes Bankston	COL
4/19/99	Kevin Barker	@ RMD	8/28/09	Juan Francisco	COL

TWO HOME RUN GAMES SINCE 1982

DATE	PLAYER	OPP	DATE	PLAYER	OPP
5/23/10	Todd Frazier	SWB	6/27/18	Dilson Herrera	@ COL
5/30/10	Wladimir Balentien	GWN	6/27/18	Phillip Ervin	@ COL
6/5/10	Luis Terrero	PAW	7/15/18	Gabriel Guerrero	COL
7/6/10	Juan Francisco	IND	7/25/18	D.J. Peterson	BUF
7/15/10	Juan Francisco	LHV	7/30/18	Gabriel Guerrero	@ TOL
7/20/10	Michael Griffin	@ CHA	4/9/19	Josh VanMeter	@ COL
7/23/10	Wladimir Balentien	@ GWN	4/11/19	Brian O'Grady	GWN
8/4/10	Michael Griffin	@ COL	4/26/19	Josh VanMeter	NOR
8/24/10	Wladimir Balentien	IND	4/26/19	Sherman Johnson	NOR
9/3/10	Michael Griffin	@ IND	5/3/19	Josh VanMeter	@ IND
5/8/11	Todd Frazier	@ BUF	5/18/19	Nick Longhi	@ BUF
6/4/11	Brent Clevlen	COL	5/22/19	Brian O'Grady	IND
6/21/11	Juan Francisco	PAW	5/27/19	Brian O'Grady	TOL
8/2/11	Jeremy Hermida	@ PAW	5/29/19	Phillip Ervin	@ DUR
8/23/11	Devin Mesoraco	TOL	5/30/19	Phillip Ervin	@ DUR
4/5/12	Paul Janish	@ COL	6/1/19	Nick Longhi	@ NOR
8/19/12	Denis Phipps	COL	6/2/19	Aristides Aquino	@ NOR
8/22/12	Willie Harris	@ IND	6/6/19	Alex Blandino	@ CHA
4/4/13	Mike Hessman	TOL	6/15/19	Aristides Aquino	BUF
4/5/13	Mike Hessman	TOL	6/22/19	Aristides Aquino	@ CHA (G1)
5/10/13	Billy Hamilton	BUF	7/1/19	Brian O'Grady	IND
7/8/13	Mike Hessman	@ TOL	7/13/19	Brian O'Grady	TOL
8/31/13	Mike Hessman	@ IND	7/28/19	Narciso Crook	SWB
4/8/14	Ruben Gotay	@ COL	8/1/19	Ryan Lavarway	@ COL
4/14/17	Phillip Ervin	@ COL			
4/20/17	Juan Perez	SWB			
6/21/18	Nick Senzel	DUR			

* Both of Jason Maxwell's home runs on 4/5/03 at Toledo occurred in the 2nd inning.w

INDIVIDUAL LEADERS

MOST MULTI-HR GAMES (SEASON)

Brian O'Grady (2019)	6
Brandon Cromer (1999)	4
Mike Hessman (2013)	4
Josh VanMeter (2019)	4

MOST MULTI-HR GAMES (CAREER)

Kevin Barker (1998-99, 2008-09)	8
Brandon Larson (2000-04)	6
Brian O'Grady (2018-19)	6
Jim Adduci/Ozzie Canseco/Rob Stratton	5

TEAM HIGHS

MOST IND. MULTI-HR GAMES (SEASON)

2019	21
1999	11
2007	10
2010	10
1998	9
1993	9
2008	8
2003	8
2001	8
1992	8
1987	8

MULTI IND. HOME RUN GAMES (BY DECADE)

2010's	54
2000's	64
1990's	57
1980's	27
TOTAL	196

THREE HOME RUN GAMES SINCE 1982

DATE	PLAYER	OPP	DATE	PLAYER	OPP
6/22/87	Tom Pagnozzi	OKC	4/29/19	Josh VanMeter	@ TOL
8/25/87	Dan Driessen	@ BUF	5/19/19	Brian O'Grady	@ BUF
7/2/96	Jose Oliva	BUF			
7/5/05	Austin Kearns	@ IND			
8/20/17	Brandon Dixon	ROC			

INSIDE-THE-PARK HOME RUNS SINCE 2000

BY LOUISVILLE

DATE	PLAYER	OPP
4/17/04	Reggie Taylor	NOR
8/21/09	Chris Heisey	@ IND
7/30/10	Wilkin Castillo	CHA
8/10/11	Kristopher Negron	@ TOL
6/3/13	Billy Hamilton	@ TOL
8/21/16	Juan Perez	vs. IND
4/20/17	Juan Perez	vs. SWB
4/30/18	Nick Senzel	vs. COL
7/31/18	D.J. Peterson	@ TOL

BY OPPONENTS

DATE	PLAYER	SITE
6/22/01	Karim Garcia (BUF)	Buffalo
8/7/06	Craig Stansberry (IND)	LSF

TRIPLE-A ALL-STAR GAMES

YEAR	DATE	SCORE	LOCATION	STADIUM
1988	July 15	AL 2, NL 1	Buffalo, NY	Pilot Field
1989	July 12	NL 8, AL 3	Columbus, OH	Cooper Stadium
1990	July 11	NL 8, AL 5	Las Vegas, NV	Cashman Field
1991	July 10	NL 6, AL 5	Louisville, KY	Cardinal Stadium
1992	July 5	AL 2, NL 1	Richmond, VA	The Diamond
1993	July 14	NL 14, AL 3	Albuquerque, NM	Sports Stadium
1994	July 13	NL 8, AL 5	Nashville, TN	Greer Stadium
1995	July 12	AL 9, NL 0	Moosic, PA	Lackawanna Co. Stadium
1996	July 10	NL 2, AL 1	Salt Lake City, UT	Franklin Quest Field
1997	July 9	AL 5, NL 3	Des Moines, IA	Sec Taylor Stadium
1998	July 8	IL 8, PCL 4	Norfolk, VA	Harbor Park
1999	July 14	PCL 9, IL 5	New Orleans, LA	Zephyr Field
2000	July 11	PCL 8, IL 2	Rochester, NY	Frontier Field
2001	July 11	PCL 9, IL 5	Indianapolis, IN	Victory Field
2002	July 10	PCL 5, IL 0	Oklahoma City, OK	Bricktown Ballpark
2003	July 16	IL 13, PCL 9	Memphis, TN	AutoZone Park
2004	July 14	IL 4, PCL 3	Pawtucket, RI	McCoy Stadium
2005	July 13	PCL 11, IL 5	Sacramento, CA	Raley Field
2006	July 12	IL 6, PCL 0	Toledo, OH	Fifth Third Field
2007	July 11	IL 7, PCL 5	Albuquerque, NM	Isotopes Park
2008	July 16	PCL 6, IL 5	Louisville, KY	Louisville Slugger Field
2009	July 15	IL 6, PCL 5	Portland, OR	PGE Park
2010	July 14	IL 2, PCL 1	Allentown, PA	Coca-Cola Park
2011	July 13	IL 3, PCL 0	Salt Lake City, UT	Spring Mobile Ballpark
2012	July 11	PCL 3, IL 0	Buffalo, NY	Coca-Cola Field
2013	July 17	IL 4, PCL 3	Reno, NV	Aces Ballpark
2014	July 16	IL 7, PCL 3	Durham, NC	Durham Bulls Athletic Park
2015	July 15	IL 4, PCL 3	Omaha, NE	Werner Park
2016	July 13	IL 4, PCL 2	Charlotte, NC	BB&T Ballpark
2017	July 12	PCL 6, IL 4	Tacoma, WA	Cheney Stadium
2018	July 11	PCL 12, IL 7	Columbus, OH	Huntington Park
2019	July 10	PCL 9, IL 3	El Paso, TX	Southwest University Park
2020	July 15	PCL vs. IL	Scranton, PA	PNC Field (CANCELED)

OVERALL RECORDS

NL 6, AL 4 (1988-1997)
IL 12, PCL 10 (1998-Present)

LOUISVILLE MIDSEASON ALL-STARS

YEAR	PLAYER	YEAR	PLAYER
1988	LHP Dave Rajsich	2003	OF Emil Brown (injured)
1989	C Todd Zeile		IF Brandon Larson
1990	OF Bernard Gilkey	2004	MGR Rich Burleson (as coach)
	RHP Ken Hill		C Dane Sardinha
	RHP Mike Perez	2005	IF Edwin Encarnacion (MVP)
1991	LHP Tim Sherrill	2006	OF Chris Denorfia
	C Ray Stephens	2007	LHP Phil Dumatrait
1992	RHP Rene Arocha		IF Jeff Keppinger
	OF Rod Brewer		IF Joey Votto
1993	IF Tripp Cromer	2008	RHP Jon Adkins
	LHP Steve Dixon		C Ryan Hanigan
	IF Keith Lockhart		TRN Chris Lapole
	LHP Allen Watson		MGR Rick Sweet (as coach)
1994	OF Allen Battle	2009	RHP Justin Lehr
	RHP Gary Buckels		OF Drew Stubbs
	IF Scott Coolbaugh		MGR Rick Sweet
	LHP Steve Dixon	2010	IF Chris Valaika
	MGR Joe Pettini (as coach)		LHP Travis Wood
1995	RHP Cory Bailey	2011	OF Yonder Alonso
1996	RHP Matt Arrandale		IF Zack Cozart
	IF Dmitri Young		OF Jeremy Hermida
1997	C Eli Marrero		C Devin Mesoraco
1998	IF Ron Belliard	2012	C Dioner Navarro (injured)
	OF Scott Krause	2013	OF Billy Hamilton
1999	RHP Kyle Peterson		RHP Greg Reynolds
2000	OF Brooks Kieschnick	2014	IF Ruben Gotay
	C Jason LaRue		OF Felix Perez
	IF Chris Sexton	2015	IF Irving Falu
2001	OF Adam Dunn (MVP)	2016	IF Jermaine Curtis
	OF Raul Gonzalez	2017	OF Jesse Winker
	OF Chris Sheff		RHP Kevin Shackelford
2002	OF Raul Gonzalez	2018	RHP Kevin Quackenbush
	IF Brandon Larson		RHP Tanner Rainey
	MGR Dave Miley		OF Mason Williams
	DH Kevin Witt	2019	OF Aristides Aquino
	TRN John Young		RHP Lucas Sims
			IF Josh VanMeter

SINGLE-GAME HITTING RECORDS SINCE 1982

TEAM HITTING

MOST RUNS	22	7/13/12 vs. GWN
MOST RUNS, OPP	21	8/2/98 @ COL
MOST RUNS (INNING)	16	5/9/90 vs. NAS
MOST RUNS (INNING), OPP	11 (2X)	5/13/14 @ NOR 6/2/16 vs. TOL
MOST HITS	24 (2X)	5/3/10 @ BUF 6/25/15 at SWB
MOST HITS, OPP	24	5/26/14 vs. SWB
MOST HOME RUNS	6 (3X)	7/1/93 vs. NAS 6/16/00 @ OTT 8/29/01 @ TOL
MOST HOME RUNS, OPP	8	7/12/02 @ PAW
MOST HR (INNING)	4 (2X)	6/16/00 @ OTT 7/19/19 @ SWB
MOST HR (INNING), OPP	3 (9X)	Last: 5/13/18 vs. TOL
MOST STOLEN BASES	7	7/2/83 vs. IOWA 6/16/88 @ PAW
MOST STOLEN BASES, OPP	7 (3X)	7/1/83 vs. IOWA 8/27/91 vs. BUF 4/17/19 vs. COL

INDIVIDUAL HITTING

MOST HITS	6	Mark Budzinski, 6/6/03 vs. RMD (18 inn.)
	5 (23X)	Last: Christian Colon, 5/26/19 vs. TOL
MOST HITS, OPP	6 (2X)	Ramon Martinez, 4/26/05 vs. TOL Billy McCarthy, 5/14/05 vs. RMD
MOST HITS (INNING)	3	Bernard Gilkey, 5/9/90 vs. NAS
MOST RUNS	5 (3X)	Gene Dotson, 7/12/83 vs. DEN Bill Lyons, 5/1/84 @ OMA Fred Manrique, 8/27/86 vs. IND
MOST DOUBLES	4	Zack Cozart, 4/30/11 vs. NOR
MOST TRIPLES	2 (17X)	Andy Van Slyke, 5/6/83 @ IND John Morris, 7/26/86 @ DEN Bill Lyons, 5/27/88 @ SYR Jim Lindeman, 8/17/88 @ DEN Alex Cole, 9/1/88 vs. IND Greg Jelks, 5/12/89 vs. IOWA Rod Brewer, 8/30/90 vs. SYR Curt Ford, 9/5/92 @ IND Van Snider, 7/30/93 (G1) vs. IND Terry Bradshaw, 5/4/95 @ OMA Jeff Berblinger, 6/24/97 @ OMA Greg Martinez, 5/31/98 vs. BUF Deion Sanders, 4/9/01 vs. COL Ray Olmedo 4/29/04 @ IND Luis Bolivar, 8/27/09 vs. COL Billy Hamilton, 8/15/13 at PAW Phillip Ervin, 6/3/18 vs. GWN
MOST HOME RUNS	3 (7X)	Tom Pagnozzi, 6/22/87 vs. OKC Dan Driessen, 8/25/87 vs. BUF Jose Oliva, 7/2/96 vs. BUF Austin Kearns, 7/5/05 @ IND Brandon Dixon, 8/20/17 vs. ROC Josh VanMeter, 4/29/19 @ TOL Brian O'Grady, 5/19/19 @ BUF Wade Rowden, 6/9/87 @ IOWA
MOST HOME RUNS, OPP	4	Mark Dougherty, 6/21/87 vs. DEN
MOST RBI	8 (3X)	Josh VanMeter, 4/29/19 @ TOL Brian O'Grady, 7/13/19 vs. TOL Chad Huffman, 4/21/11 @ COL Vince Coleman, 8/7/84 @ DEN (G1)
MOST RBI, OPP	10	Stan Royer, 7/19/91 vs. DEN
MOST STOLEN BASES	5	David Bell, 8/11/95 vs. IOWA
HIT FOR CYCLE	(6X)	Anderson Machado, 5/18/07 @ TOL Chris Dickerson, 7/26/07 @ SWB Scott Schebler, 7/26/16 vs. CHA Brandon Dixon, 7/17/18 @ ROC

SINGLE-GAME PITCHING RECORDS SINCE 1982

MOST STRIKEOUTS	15 (2X)	Ken Hill, 5/10/90 vs. IND Homer Bailey, 4/26/09 @ TOL
MOST STRIKEOUTS, OPP	17	Les Walrond, 7/6/08 @ LHV
LONGEST WIN STREAK	10	Greg Reynolds, 4/11/13 - 7/1/13
LONGEST LOSING STREAK	9 (2X)	Kurt Kepshire, 5/2/86 - 6/28/86 Brett Marshall, 6/6/14 - 8/17/14
NO-HITTERS (9 INNINGS)	(1X)	
Tony Cingrani (4.0) + David Holmberg (3.0) + Sam LeCure (2.0), 7/12/15 at TOL		
NO-HITTERS (7 INNINGS)	(1X)	
Larry Luebbers, 5/14/00 (G1) @ CHA		
ONE-HITTERS (9 INNINGS)	(8X)	
Ralph Citarella, 4/19/82 vs. IOWA Kevin Hagan, 7/11/83 vs. DEN Lee Tunnell, 6/21/88 vs. ME Tom Urbani (7.0) + Lee Guetterman (2.0), 5/25/93 vs. OKC Luke Hudson (7.0) + Scott MacRae (2.0), 7/15/02 @ ROC Tom Shearn (6.0) + Brad Salmon (2.0) + Scott Chiasson (1.0), 9/3/06 vs. IND Sam LeCure, 5/22/10 vs. SWB Michael Lorenzen (8.0) + Drew Hayes (1.0), 8/26/15 at IND		
ONE HITTERS (7 INNINGS)	(7X)	
Andy Rincon, 6/5/82 (G1) @ OKC Rich Buonantony, 8/5/86 vs. OKC Paul Anderson (5.1) + Steve Dixon (0.2) + Willie Smith (1.0), 7/8/94 (G1) vs. IOWA Jesus Sanchez (5.0) + Ryan Wagner (1.0), 6/6/04 (G2) @ SWB (lost 1-0) Steve Kelly, 5/17/07 (G1) @ TOL Tom Shearn (5.0) + Tyler Pelland (1.0) + Ricky Stone (1.0), 4/5/08 (G2) @ SYR Amir Garrett, 9/3/17 (G2) at COL		
NO HITTERS, OPP	(6X)	
Kevin Mmahat, 7/5/91 vs. COL Pedro Martinez (5.2) + Felix Rodriguez (.1) + Scott Service (1), 5/25/97 vs. IND (G2) Robert Ellis, 6/6/04 (G2) @ SWB Todd Redmond, 5/28/10 vs GWN Tyler Cloyd, 7/30/14 at COL Rob Wooten (6.0) + Matt Marksberry (2.0) + Jose Ramirez (1.0), 6/30/16 vs. GWN		
CONSECUTIVE SCORELESS INNINGS	35.1 29.1 28.1 25.0	Jumbo Diaz, 2015-2016 Pat Perry, 1984 Mark Clark, 1992 Yohan Pino, 2013
MOST WALKS	9	Rick Ownbey, 7/8/83 @ WIC
MOST WALKS, OPP	10	Chuck Malone, 7/21/90 vs. SWB
MOST INNINGS (STARTER)	11.0	Al Olmstead, 8/10/82 @ EVA
MOST INNINGS (RELIEVER)	7.1	Justin Germano, 7/14/06 vs. NOR (suspended game resumed on 7/15/06)
MOST INNINGS, OPP (STARTER)	11.0	Jeff Conner, 6/22/88 @ NAS

MISCELLANEOUS RECORDS SINCE 1982

LONGEST WINNING STREAK	12	5/18/03 - 5/31/03
	11	7/22/10 - 8/3/10
LONGEST LOSING STREAK	12	8/7/13 - 8/19/13
LONGEST GAME (INNINGS)	18 (3X)	6/6/03 vs. RMD 5/9/11 @ ROC 5/19/17 vs. COL
LONGEST GAME TIME (9 INNINGS)	3:47	4/6/00 @ NOR
LONGEST GAME TIME (EXTRAS)	5:35	5/19/17 vs. COL (18 inn.)
SHORTEST GAME TIME (9 INNINGS)	1:42 (2X)	8/5/93 @ BUF 4/17/96 vs. NAS
SHORTEST GAME TIME (7 INNINGS)	1:21 (2X)	8/19/95 @ IND (G1) 7/15/96 vs. OKC (G1)
LARGEST CROWD (HOME)	34,984	4/27/90 vs. IOWA
LARGEST CROWD (HOME, LSF ERA)	14,658	4/21/18 vs. SYR
SMALLEST CROWD (HOME)	781	4/16/86 vs. NAS
LARGEST CROWD (ROAD)	32,926	5/25/84 @ DEN
SMALLEST CROWD (ROAD)	150	4/9/90 @ DEN
MOST ERRORS	6 (4X)	6/18/83 vs. EVA (G2) 8/26/95 @ OMA 6/26/98 @ OTT 8/18/17 vs. ROC 8/5/83 @ OMA
MOST ERRORS, OPP	7	7/7/85 @ IND
MOST DOUBLE PLAYS	5 (12X)	8/15/85 vs. IND 8/29/92 @ NAS 5/28/95 vs. IND 6/14/95 vs. NO 5/16/96 vs. NAS 6/24/01 @ BUF 9/1/03 vs. COL 5/11/04 vs. CHA 5/17/05 @ BUF 5/12/10 vs. BUF 6/30/11 vs. GWN
MOST DOUBLE PLAYS, OPP	5 (4X)	8/21/99 @ DUR 5/5/01 @ CHA 8/23/01 @ TOL 4/18/02 vs. DUR
TRIPLE PLAYS	(3X)	8/2/89 @ DEN (G2) 7/10/93 vs. IND 7/20/05 @ PAW
LONGEST RAIN DELAYS	4:20	6/27/00 vs. PAW
	3:53	6/8/19 @ CHA
	3:42	8/31/13 @ IND
	3:00	5/4/16 vs. NOR
	2:40	8/20/16 vs. IND
	2:33	4/20/06 vs. SYR
	2:31	8/22/14 vs. COL
	2:28	5/13/02 vs. SYR

LOUISVILLE AWARD WINNERS SINCE 1982

LEAGUE MOST VALUABLE PLAYER

YEAR	PLAYER	LEAGUE
1987	Lance Johnson	American Association
2002	Raul Gonzalez	International League

LEAGUE ROOKIE OF THE YEAR

YEAR	PLAYER	LEAGUE
1987	Lance Johnson	American Association
1989	Todd Zeile	American Association
2007	Joey Votto	International League
2019	Aristides Aquino	International League

LEAGUE MANAGER OF THE YEAR

YEAR	MANAGER	LEAGUE
1983	Jim Fregosi	American Association
1985	Jim Fregosi (co-winner)	American Association
2008	Rick Sweet	International League
2009	Rick Sweet	International League

LEAGUE PITCHER OF THE YEAR

YEAR	PLAYER	LEAGUE
1992	Rene Arocha	American Association
2009	Justin Lehr	International League

LEAGUE RELIEVER OF THE YEAR

YEAR	PLAYER	LEAGUE
1994	Willie Smith	American Association
1995	Cory Bailey	American Association

MINOR LEAGUE PLAYER OF THE YEAR

YEAR	PLAYER	PUBLICATION
1989	Todd Zeile	USA Today
2001	Adam Dunn	Sporting News
2007	Jay Bruce	Baseball America

MARY E. BARNEY LOUISVILLE BATS TEAM MVP

YEAR	PLAYER
2006	Norris Hopper
2007	Joey Votto
2008	Jon Adkins, Kevin Barker
2009	Kevin Barker
2010	Zack Cozart
2011	Devin Mesoraco
2012	J.J. Hoover
2013	Greg Reynolds
2014	Jason Bourgeois
2015	Ramon Cabrera
2016	Jermaine Curtis, Hernan Iribarren
2017	Sebastian Elizalde
2018	Kevin Quackenbush
2019	Aristides Aquino, Brian O'Grady

POSTSEASON ALL-STARS

YEAR	PLAYER	YEAR	PLAYER
1982	SS Kelly Paris	1996	1B Dmitri Young
1983	2B Jeff Doyle	1997	C Eli Marrero
1984	OF Vince Coleman	1998	2B Ron Belliard
	SS Jose Gonzalez	2000	SS Chris Sexton
	DH Gary Rajsich	2002	OF Raul Gonzalez
1987	LHP Paul Cherry		DH Kevin Witt
	OF Lance Johnson	2003	3B Brandon Larson
	C Tom Pagnozzi	2005	3B Edwin Encarnacion
1989	C Todd Zeile	2006	OF Norris Hopper
1990	OF Bernard Gilkey	2007	UT Aaron Herr
	OF Ray Lankford		1B Joey Votto
1992	OF Chuck Carr	2008	C Ryan Hanigan
	RHP Rene Arocha	2010	OF Wladimir Balentien
1993	3B Keith Lockhart		2B Chris Valaika
1994	OF Allen Battle	2011	SS Zack Cozart
	SS Tripp Cromer		C Devin Mesoraco
	RP Willie Smith	2013	OF Billy Hamilton
1995	3B Tracy Woodson	2016	UT Hernan Iribarren
	RP Cory Bailey	2019	OF Aristides Aquino

LOUISVILLE SLUGGER FIELD ATTENDANCE

YEAR	DATES	TOTAL	AVERAGE	HIGH
2000	72	685,863	9,526	13,242
2001	70	649,243	9,275	13,131
2002	72	658,856	9,151	13,131
2003	70	651,510	9,307	13,131
2004	69	648,092	9,392	13,131
2005	70	643,466	9,192	13,131
2006	71	652,692	9,193	14,123
2007	71	653,915	9,210	13,131
2008	69	631,457	9,152	13,131
2009	70	612,525	8,750	13,131
2010	72	613,020	8,634	13,131
2011	69	601,372	8,716	13,131
2012	70	570,003	8,143	13,131
2013	71	581,114	8,185	12,675
2014	71	567,256	7,990	13,986
2015	70	527,588	7,537	14,073
2016	71	506,030	7,127	14,331
2017	68	467,024	6,868	12,191
2018	70	466,026	6,658	14,658
2019	70	485,356	6,934	13,638
Total	1406	11,872,408	8,444	14,658

YEAR-BY-YEAR TEAM STATS SINCE 1982

YEAR	EXTRA INN.		1-RUN GAMES		SHUTOUTS	
	W	L	W	L	W	L
1982	6	4	23	20	6	6
1983	9	11	25	25	9	5
1984	8	10	23	29	8	10
1985	12	9	30	27	7	12
1986	7	6	17	25	9	11
1987	4	4	18	17	8	3
1988	2	6	24	17	8	12
1989	6	5	22	23	11	6
1990	3	2	29	26	11	13
1991	7	9	16	30	12	14
1992	7	5	27	16	13	9
1993	7	7	20	23	5	10
1994	5	3	18	13	7	8
1995	8	5	28	26	8	10
1996	9	5	28	22	5	16
1997	6	10	14	30	3	13
1998	4	8	17	24	7	5
1999	6	8	19	24	7	5
2000	5	8	16	21	7	3
2001	12	7	26	23	10	5
2002	6	4	24	18	10	6
2003	6	2	28	18	7	6
2004	2	6	15	20	9	11
2005	6	7	17	15	9	7
2006	8	4	23	19	12	10
2007	9	14	22	28	8	12
2008	7	7	21	16	13	9
2009	6	7	22	18	15	8
2010	3	7	20	19	13	10
2011	9	8	22	27	4	6
2012	4	10	17	16	3	11
2013	3	6	23	27	13	15
2014	8	4	29	12	6	9
2015	7	7	22	27	9	14
2016	12	5	25	18	10	16
2017	9	8	19	20	6	10
2018	7	6	16	21	6	5
2019	6	7	17	29	7	7
TOTALS	239	251	822	828	321	348

YEAR	FIELDING STATISTICS			PCT.
	GAMES	ERRORS	DP	
1982	135	120	134	.976
1983	135	170	147	.967
1984	155	140	144	.976
1985	142	114	128	.979
1986	142	152	147	.971
1987	140	138	135	.974
1988	142	114	126	.979
1989	145	150	120	.973
1990	146	150	139	.972
1991	143	140	153	.974
1992	143	145	120	.973
1993	144	115	141	.979
1994	142	102	106	.987
1995	144	147	102	.972
1996	144	140	129	.975
1997	143	122	137	.977
1998	144	150	137	.973
1999	144	140	144	.974
2000	144	126	127	.977
2001	144	138	140	.975
2002	144	117	132	.979
2003	143	123	152	.977
2004	144	144	150	.973
2005	144	111	135	.979
2006	143	119	151	.978
2007	144	137	157	.975
2008	144	105	128	.981
2009	142	127	113	.976
2010	143	96	151	.982
2011	144	109	127	.980
2012	144	114	143	.979
2013	144	97	123	.982
2014	143	123	153	.977
2015	144	117	164	.978
2016	144	113	134	.979
2017	142	136	146	.974
2018	137	94	113	.981
2019	140	90	134	.982
TOTAL	5434	4785	5162	

LOUISVILLE ALL-TIME BATTING SINCE 1982

YEAR	AVG	AB	R	H	2B	3B	HR	RBI
1982	.264	4,477	674	1,184	208	36	117	615
1983	.284	4,605	771	1,307	245	50	109	713
1984	.267	5,033	697	1,345	273	46	102	647
1985	.239	4,609	569	1,103	214	30	71	509
1986	.262	4,572	644	1,199	218	40	90	588
1987	.289	4,799	812	1,389	302	43	134	742
1988	.238	4,660	524	1,108	211	36	51	463
1989	.259	4,866	624	1,259	221	40	89	575
1990	.250	4,615	564	1,156	202	47	54	502
1991	.241	4,666	514	1,123	203	34	85	483
1992	.262	4,628	615	1,213	221	34	112	569
1993	.268	4,884	639	1,308	256	32	139	600
1994	.268	4,744	697	1,273	294	41	131	641
1995	.259	4,697	617	1,217	245	27	122	570
1996	.250	4,708	583	1,178	215	37	145	545
1997	.253	4,724	611	1,195	220	39	130	560
1998	.277	4,886	792	1,354	259	54	159	735
1999	.265	4,893	731	1,299	265	36	166	686
2000	.273	4,951	748	1,350	305	28	157	701
2001	.277	4,978	728	1,380	296	29	127	673
2002	.278	4,989	699	1,387	282	24	133	668
2003	.264	4,788	690	1,265	256	22	133	628
2004	.267	4,758	694	1,269	258	42	122	654
2005	.267	4,926	615	1,316	297	36	109	576
2006	.270	4,749	578	1,283	240	24	96	524
2007	.264	4,857	656	1,282	247	34	129	627
2008	.270	4,944	717	1,337	273	60	125	681
2009	.263	4,810	649	1,267	271	39	129	607
2010	.272	4,926	708	1,338	314	34	160	667
2011	.266	4,936	654	1,315	288	26	145	619
2012	.241	4,837	552	1,167	249	14	116	516
2013	.244	4,739	523	1,156	215	12	94	486
2014	.257	4,836	586	1,245	263	20	76	545
2015	.252	4,736	506	1,195	204	26	66	459
2016	.258	4,822	539	1,245	240	21	72	489
2017	.259	4,831	541	1,253	238	30	87	510
2018	.260	4,602	576	1,195	256	36	113	537
2019	.262	4,688	650	1,229	257	26	163	609
TOTALS	.262	181,769	24,287	47,684	9,521	1,285	4,358	22,519

YEAR	SF	K	BB	SB/CS	HBP	IBB	OBP	SLG
1982	30	809	509	112/56	32	22	.342	.405
1983	40	758	520	133/66	31	26	.358	.430
1984	53	818	515	180/96	35	27	.336	.401
1985	52	691	517	133/51	42	25	.318	.345
1986	41	724	479	137/64	32	25	.334	.386
1987	46	787	558	122/56	34	50	.364	.454
1988	32	779	452	158/60	18	24	.306	.331
1989	41	782	494	94/44	29	17	.328	.375
1990	45	707	519	123/88	49	35	.330	.350
1991	29	939	517	82/63	38	17	.320	.353
1992	37	775	448	96/41	37	25	.330	.397
1993	38	878	412	40/38	32	30	.327	.419
1994	27	872	491	67/54	40	31	.340	.430
1995	46	933	474	113/54	49	31	.330	.401
1996	25	912	387	100/60	36	50	.311	.404
1997	33	953	479	93/65	41	15	.325	.399
1998	36	1,009	519	190/73	63	22	.352	.450
1999	43	1,003	492	168/47	47	20	.336	.436
2000	48	854	502	86/45	55	27	.343	.441
2001	42	957	432	75/49	72	25	.341	.425
2002	49	870	454	57/43	56	30	.342	.424
2003	51	937	447	116/40	52	16	.330	.410
2004	52	1,060	448	110/51	72	12	.336	.416
2005	33	1,069	365	98/29	60	27	.323	.408
2006	35	844	399	103/36	50	23	.331	.391
2007	43	1,117	511	102/33	46	29	.337	.408
2008	62	1,178	419	110/37	83	29	.334	.426
2009	51	976	390	132/34	48	20	.322	.416
2010	45	1,072	397	124/35	54	15	.330	.447
2011	47	1,085	431	68/ 23	71	29	.331	.423
2012	37	1,092	443	68/40	56	20	.310	.370
2013	37	1,065	390	144/47	55	9	.307	.354
2014	39	975	451	50/28	35	14	.323	.367
2015	30	997	429	83/41	51	17	.319	.348
2016	36	987	411	54/34	76	30	.324	.361
2017	35	995	419	92/61	64	16	.325	.375
2018	29	1,157	390	73/49	42	18	.321	.405
2019	40	1,200	456	92/55	64	7	.333	.432
TOTALS	1,535	35,616	17,366	3,978/1,886	1,847	905	.330	.401

LOUISVILLE ALL-TIME PITCHING SINCE 1982

YEAR	ERA	IP	R	ER	K	CG	SV
1982	4.37	1,165.2	648	566	662	33	28
1983	4.27	1,188.0	653	563	708	23	32
1984	3.89	1,322.1	652	571	934	41	34
1985	3.51	1,252.2	568	488	856	22	39
1986	4.16	1,189.0	634	550	713	23	30
1987	4.63	1,213.0	705	624	792	15	44
1988	4.04	1,240.2	629	557	737	6	39
1989	3.76	1,270.0	628	530	823	6	39
1990	3.78	1,255.2	591	528	855	13	40
1991	4.50	1,240.0	697	620	714	9	28
1992	3.82	1,221.0	606	518	732	16	28
1993	4.25	1,256.1	671	593	815	13	31
1994	4.57	1,236.2	694	628	934	8	48
1995	3.79	1,241.0	623	522	840	10	42
1996	4.76	1,234.0	741	652	895	8	36
1997	4.24	1,243.0	651	586	944	9	30
1998	4.44	1,263.2	702	624	945	2	38
1999	5.41	1,271.2	868	765	929	2	33
2000	4.31	1,277.0	698	611	880	5	36
2001	3.89	1,287.0	632	556	912	8	46
2002	4.26	1,288.0	671	610	1,005	2	35
2003	4.08	1,243.2	630	564	846	4	38
2004	4.38	1,233.0	674	600	1,010	5	33
2005	4.54	1,265.2	716	639	1,012	0	35
2006	3.58	1,244.2	567	495	916	2	40
2007	3.73	1,275.1	591	528	960	2	40
2008	3.96	1,292.1	616	569	1,027	3	56
2009	3.46	1,259.0	555	484	1,009	6	52
2010	3.76	1,270.2	583	531	1,034	2	42
2011	4.01	1,280.0	641	570	995	1	40
2012	4.71	1,273.0	725	666	991	1	34
2013	3.75	1,259.1	578	525	1,061	4	38
2014	4.68	1,268.1	741	659	927	3	42
2015	4.15	1,264.2	616	567	953	3	38
2016	3.94	1,273.2	622	558	1,068	3	34
2017	4.56	1,256.0	731	636	1,129	4	29
2018	4.19	1,197.1	627	558	1,080	1	32
2019	4.91	1,222.1	741	667	1,143	1	29
TOTALS	4.18	47,534.1	24,916	22,078	34,786	319	1,408
YEAR	H	HR	WP	HB	BB	IBB	BLK
1982	1,168	122	62	35	467	26	-
1983	1,185	126	63	36	513	35	-
1984	1,236	117	58	30	580	40	-
1985	1,103	95	58	37	553	20	-
1986	1,194	72	66	41	552	31	-
1987	1,294	142	67	19	497	29	-
1988	1,239	89	64	32	484	37	-
1989	1,228	86	56	40	493	32	-
1990	1,185	123	51	51	454	17	-
1991	1,390	93	73	39	502	55	-
1992	1,268	102	46	46	401	30	-
1993	1,311	137	66	43	432	38	-
1994	1,266	110	99	76	494	33	12
1995	1,208	106	60	45	406	41	9
1996	1,297	138	64	55	467	50	8
1997	1,260	139	54	56	465	28	8
1998	1,294	145	65	55	519	24	5
1999	1,361	171	70	65	586	23	5
2000	1,321	116	62	34	529	20	6
2001	1,326	136	66	60	382	18	2
2002	1,342	138	54	55	433	19	5
2003	1,357	92	38	44	349	9	7
2004	1,260	123	56	59	517	17	5
2005	1,356	131	61	58	450	27	6
2006	1,248	119	55	58	436	17	6
2007	1,272	95	48	48	430	12	9
2008	1,277	123	55	45	416	18	7
2009	1,223	129	41	46	396	7	6
2010	1,223	109	69	64	416	6	5
2011	1,318	110	47	45	431	7	7
2012	1,354	121	63	44	578	35	7
2013	1,185	120	41	46	452	18	8
2014	1,408	92	68	55	538	30	9
2015	1,311	90	68	45	487	18	2
2016	1,223	120	54	41	493	8	3
2017	1,357	124	112	55	521	16	5
2018	1,192	132	58	50	435	10	2
2019	1,270	157	63	76	554	16	16
TOTALS	48,310	4,490	2,321	1,829	18,108	917	170

THE LAST TIME THE BATS...

INDIVIDUAL

TWO HOME RUN GAME	8/1/19 at COL (W, 8-5) Ryan Lavarney
THREE HOME RUN GAME	5/19/19 at BUF (W, 7-3) Brian O'Grady
HIT FOR THE CYCLE	7/17/18 at ROC (W, 12-5) Brandon Dixon
GRAND SLAM	7/31/19 at COL (W, 11-8, 11 inn.) Chadwick Tromp
PINCH-HIT HOME RUN	7/19/19 at SWB (W, 8-6, 10 inn.) Chadwick Tromp
HOME RUN BY A PITCHER	8/15/19 vs. LHV (L, 7-4) Vladimir Gutierrez
LEADOFF HOME RUN	7/28/19 vs. SWB (W, 7-3) Narciso Crook
INSIDE-THE-PARK HOME RUN	7/31/18 at TOL (W, 2-0) D.J. Peterson
SIX HITS IN A GAME	6/6/03 vs. RMD (W, 4-3, 18 inn.) Mark Budzinski
TWO TRIPLES IN A GAME	6/3/18 vs. GWN (W, 7-2) Phillip Ervin
FOUR DOUBLES IN A GAME	4/30/11 vs. NOR (W, 10-1) Zack Cozart
THREE STOLEN BASES IN A GAME	5/9/19 vs. SYR (L, 6-5) Brian O'Grady

TEAM

FIVE HOME RUN GAME	7/21/19 at SWB (W, 7-4) Stuart Turner, Narciso Crook, Blake Trahan, Aristides Aquino and Scott Schebler
SIX HOME RUN GAME	8/29/01 at TOL (W, 16-6) Corky Miller (2), Brandon Larson (2), Ruben Mateo and Damon Buford
THREE HOME RUN INNING	7/19/19 at SWB (W, 8-6, 10 inn.) 9th Inning (4), Aristides Aquino, Alex Blandino, Chadwick Tromp and Narciso Crook
BACK-TO-BACK HOME RUNS	7/21/19 at SWB (W, 7-4) 3rd Inning, Stuart Turner and Narciso Crook
THREE CONSECUTIVE HOME RUNS	5/13/02 vs. SYR (W, 13-7) Brandon Larson, Donny Leon and Ben Broussard
TRIPLE PLAY	7/20/05 @ PAW (W, 6-5, F/10) 2nd Inning, with Kelly Shoppach at second base and Mike Lockwood at first, Jeff Bailey hits into 5-4-3 triple play, 3B Edwin Encarnacion to 2B Alex Pelaez to 1B Ricky Bell

LOUISVILLE ALL-TIME ROSTER



Josh VanMeter won the IL Player of the Month Award for April 2019. He hit .358 in the month with 11 home runs and 28 RBI (both led the IL for April). VanMeter was the first Bats player to win IL Player of the Month since Scott Schebler in July 2016. The utility man also earned his first trip to the Big Leagues in 2019, debuting in Cincinnati vs. San Francisco May 5, 2019.

LOUISVILLE ALL-TIME ROSTER SINCE 1982

Abad, Andy	'06	Bautista, Jose	'97
Abreu, Frank	'92	Bautista, Wendolyn	'17, '18, '19
Acevedo, Jose	'02, '03, '05	Beanblossom, Brad	'92
Adcock, Nate	'15	Beattie, Andrew	'01, '03
Adducci, Jim	'83, '84	Beck, Greg	'98, '99
Adkins, Jon	'08, '10	Belisle, Matt	'03, '04, '06*, '07, '08
Adkins, Tim	'03	Bell, David	'95, '96, '97*
Adleman, Tim	'16, '17	Bell, Mike	'00
Agostinelli, Sal	'87, '88	Bell, Rick	'05
Alaniz, R.J.	'19	Bell, Rob	'00, '01
Alba, Gibson	'88, '89, '90	Bell, Trevor	'13, '14*
Aldrete, Rich	'92	Bellhorn, Mark	'07
Alicea, Luis	'87, '88, '89, '90, '91, '92*	Belliard, Ron	'98, '99
Allen, Brandon	'16	Beltran, Rigo	'94, '95, '96, '97
Allen, James	'12	Bender, Joel	'15
Almanzar, Carlos	'02, '03	Benedetto, Nick	'15
Alonso, Yonder	'10, '11	Benes, Alan	'94, '95
Alvarado, Carlos	'06	Benes, Andy	'97*
Alviso, Jerome	'04	Benitez, Yamil	'99
Amaral, Beau	'16, '17	Bentz, Chad	'06
Anderson, Bryan D.	'14	Berblinger, Jeff	'97
Anderson, Bryan G.	'01	Bere, Jason	'99
Anderson, Drew M.	'05, '08	Bergolla, William	'05, '06
Anderson, Drew T.	'08	Bernardino, Brennan	'15
Anderson, Jimmy	'03	Berry, Quintin	'11
Anderson, Josh	'10	Berset, Chris	'14, '15, '16
Anderson, Mike	'85	Bevel, Bobby	'03
Anderson, Paul	'93, '94	Bibby, Jim	'84
Andreopoulos, Alex	'99	Bjorkman, George	'82
Andrews, Clayton	'01	Blandino, Alex	'17, '18, '19
Antone, Tejay	'16, '19	Boesch, Brennan	'15
Aquino, Aristides	'19	Boever, Joe	'85, '86, '87
Archer, Tristan	'19	Bohanon, Brian	'02
Arnold, Scott	'88, '89, '90	Bolivar, Luis	'07, '08, '09
Arnsberg, Brad	'93	Bonaparte, Elijah	'83
Arocha, Rene	'92	Bong, Jung Keun	'04
Arrandale, Matt	'96, '97	Bonilla, Lissalberto	'17
Arredondo, Jose	'10, '11*, '13	Booker, Chris	'04, '05
Asadoorian, Rick	'05	Booker, Rod	'84, '86, '87, '88, '89
Ashley, Nevin	'13	Boone, Aaron	'01*
Astin, Barrett	'17, '18	Borowski, Joe	'99
Atchley, Justin	'00, '01, '02	Boscan, J.C.	'07
Atencio, Greg	'09	Botelho, Derek	'88
Atilano, Luis	'12	Boulware, Garrett	'17, '18
Augustine, Jerry	'84	Bourgeois, Jason	'14, '15*
Aurilia, Rich	'05*	Bowman, Matt	'19
Austin, Jeff	'03	Boxberger, Brad	'11, '19
Austin, Pat	'90	Brackman, Andrew	'12
Averette, Robert	'00	Bradford, Larry	'82
Aversa, Joe	'95	Bradshaw, Terry	'94, '95, '96, '97
Avery, James	'06, '10	Bragg, Darren	'04
Axelrod, Dylan	'14, '15	Brantly, Rob	'17
Aybar, Manny	'96, '97*, '00	Branyan, Russell	'03*
Ayer, Jack	'83, '84, '85, '86, '87	Brattvet, Scott	'15
		Braun, Steve	'86
Badorek, Mike	'96, '97	Bray, Bill	'07, '08, '09, '10, '12*
Baez, Federico	'09, '10	Brewer, Rod	'90, '91, '92
Baez, Kevin	'03	Brice, Austin	'17, '18
Bailey, Cory	'95, '96	Brito, Jose (Oscar)	'82, '83
Bailey, Homer	'07, '08, '09, '10, '11*, '15*, '16*, '17*, '18*	Brito, Jorge	'98, '99
Baine, Tom	'89	Broussard, Ben	'01+, '02
Baker, Ernie	'91	Broussard, Geoff	'17
Baker, Steve	'84	Brower, Jim	'01, '08
Balester, Collin	'15	Brown, Cassidy	'19
Ballard, Jeff	'92	Brown, Emil	'03
Bale, John	'03	Broxton, Jonathan	'13*
Balentic, Wladimir	'10	Bruce, Jay	'07, '08, '09*
Banks, Brian	'98, '99	Brummer, Glenn	'82, '84
Bankston, Wes	'09	Bruksch, Jeff	'05
Bannon, Jeff	'05, '06, '07	Buanantony, Rich	'86, '87, '88
Barber, Brian	'93, '94, '95, '96, '97	Buchanan, Brian	'06
Bargar, Greg	'86, '87, '88	Buchanan, Jake	'17
Barker, Kevin	'98, '99, '08, '09	Buckels, Gary	'93, '94, '95
Barnes, Skeeter	'87	Buckley, Sean	'15
Barnhart, Tucker	'14, '15, '19*	Budzinski, Mark	'03
Bartee, Kimera	'00	Buford, Damon	'01
Barton, Brian	'11	Bumatay, Mike	'07
Bass, Anthony	'19	Burke, Chris	'10
Batchelor, Richard	'94, '95, '96, '97	Burnham, Gary	'04
Battle, Allen	'94, '95	Burns, Mike	'06
Battle, Howard	'00	Burriss, Ray	'86
		Burriss, Emmanuel	'13

* MEDICAL REHABILITATION

+ PLAYOFFS ONLY

LOUISVILLE ALL-TIME ROSTER SINCE 1982

Burton, Jared	'07, '08*, '09, '10, '11	Cook, David	'11
Busby, Mike	'95, '96, '97	Cook, Mike	'92
Buschmann, Matt	'15	Coolbaugh, Scott	'94
Byers, Randell	'89	Contreras, Carlos	'15
		Corcino, Daniel	'13, '14
Cabrera, Daniel	'15	Cordova, Jorge	'02
Cabrera, Jobert	'08	Cormier, Rheal	'90, '91, '92, '94*
Cabrera, Ramon	'15, '16	Cornett, Brad	'98
Caceres, Wilmy	'03	Corona, John	'91
Cadaret, Greg	'95	Correia, Rod	'96
Cairns, Troy	'03	Cortes, Jorge	'03
Calderon, Jose	'87	Costanzo, Mike	'10, '11, '12, '13, '14
Calise, Mike	'82, '83	Costello, John	'87, '88, '89*
Camacho, Ernie	'90	Costo, Tim	'97
Cancel, Robbie	'99	Coughlin, Kevin	'97
Canseco, Ozzie	'92, '93	Coutlangus, Jon	'06, '07
Cantu, Jorge	'07	Cox, Danny	'83, '84, '88*, '90*
Caraballo, Ramon	'95	Cozart, Zack	'10, '11
Carmona, Greg	'91, '92	Crabbe, Tim	'13, '14
Carpenter, Brian	'97	Creek, Doug	'93, '94, '95
Carpenter, Chris	'15	Crespo, Felipe	'03
Carpenter, Cris	'88, '89, '90, '95	Crockett, Kyle	'18
Carr, Chuck	'92	Cromer, Brandon	'99
Carroll, Scott	'11, '12	Cromer, D.T.	'00, '01
Casali, Curt	'19*	Cromer, Tripp	'92, '93, '94, '96
Casey, Sean	'02*	Crook, Narciso	'19
Castaneda, Nick	'91	Crosby, Bubba	'07
Castellano, John	'06	Crosby, Todd	'90, '91
Castillo, Fabio	'14	Croushore, Rick	'97, '03
Castillo, Wilkin	'08, '09, '10	Crozier, Eric	'05
Castro, Jose	'11	Cruz, Jacob	'03, '04, '06
Castro, Juan	'00, '02*, '03*, '04*	Cruz, Tony	'18
Cedeno, Cesar	'86	Cucjen, Romy	'89
Celestino, Miguel	'15	Cueto, Johnny	'07, '11*
Cerros, Juan	'03, '04	Cumberland, Shaun	'08
Cesar, Dionys	'04	Curtis, Jermaine	'15, '16
Chacin, Alejandro	'17		
Chamblee, Jim	'03, '04	D'Amico, Jeff C.	'99*
Chang, Ray	'13, '14, '16	D'Amico, Jeff M.	'02
Chapman, Aroldis	'10, '11*, '14*	Dale, Carl	'99
Chariton, Norm	'00	Darnell, Paul	'01, '02
Chavez, Alberti	'19	Darula, Bobby	'02, '03, '04
Cherry, Paul	'86, '87	Davidson, Bob	'91
Chiasson, Scott	'06	Davis, Chris	'82
Childress, Daylan	'05	Davis, Clint	'95
Cholowsky, Dan	'95, '96	Davis, Lance	'00, '01, '02, '03
Chouinard, Bobby	'98	Davis, Rookie	'16, '17
Christensen, McKay	'04	Davis, Tommy	'01
Christian, Rico	'91, '92	Dawkins, Gookie	'02
Christiani, Nick	'11, '12, '13, '14, '15, '17	Dayley, Ken	'84*, '87
Cimorelli, Frank	'93, '94, '95	Deak, Brian	'95
Cingrani, Tony	'13, '15, 17*	Deak, Darrel	'94, '95, '96
Citarella, Ralph	'82, '83, '84, '86	De Jesus, Ivan	'87
Ciuffo, Nick	'19	De Jesus, Jr., Ivan	'15
Clapinski, Chris	'03	De Jesus, Misael	'07
Clark, Brady	'00, '01, '02	Delabar, Steve	'16
Clark, Jermaine	'04	de la Rosa, Francisco	'95
Clark, Mark	'91, '92	De La Rosa, Wilkin	'13
Clark, Terry	'84	De La Torre, Jose	'15
Clarke, Stan	'90, '91	Delgado, Jesus	'10
Clary, Marty	'91	de los Santos, Valerio	'98
Claussen, Brandon	'03, '04, '06*	Del Rosario, Enerio	'09, '10
Clements, Dave	'84, '85	DeSclafani, Anthony	'16*, '18*
Clevlen, Brent	'11	Despaigne, Odrisamer	'19
Coats, Buck	'07	Dempster, Ryan	'03*
Cochran, Tom	'09, '10, '11	Dennick, Ryan	'13, '14, '15
Coffey, Todd	'04, '05, '07, '08	Denorfia, Chris	'05, '06
Colbert, Rick	'86, '87	Denove, Chris	'09, '10
Cole, Alex	'86, '88, '89	De Paula, Rafael	'17, '18
Coleman, Louis	'17	DePaula, Sean	'03
Coleman, Michael	'03	Desa, Joe	'82, '83
Coleman, Vince	'84, '85	Dessens, Elmer	'00
Colina, Alvin	'08	Detmers, Kris	'97
Collier, Lou	'99	Diamond, Scott	'14
Collins, Tim	'19	Diaz, Argenis	'14
Colon, Christian	'19	Diaz, Eddy	'98
Compres, Fidel	'91, '93	Dayan Diaz	'16
Conroy, Tim	'86, '87*, '88	Diaz, Jumbo	'13, '14, '15, '16
Constanza, Jose	'15	Dickerson, Chris	'07, '08, '09*, '10
Converse, Jim	'99	Dietrich, Derek	'19*
Conway, Dan	'07	Difelice, Mike	'95, '96, '97

* MEDICAL REHABILITATION

+ PLAYOFFS ONLY

LOUISVILLE ALL-TIME ROSTER SINCE 1982

Diggs, Tony	'95, '96	Frascatore, John	'94, '95, '96
Dingman, Craig	'02	Frazier, Todd	'09, '10, '11, '12
DiPino, Frank	'91*, '92*	Freel, Ryan	'03, '07*
Dixon, Brandon	'17, '18	Freeman, Justin	'13, '14
Dixon, Steve	'92, '93, '94, '96	Frye, Jeff	'02
Dominguez, Chris	'15	Fulgham, John	'82, '83
Donald, Jason	'13	Fulton, Ed	'90, '91, '92, '93
Donaldson, Dan	'07		
Dorn, Danny	'09, '10, '11, '12	Galarraga, Andres	'92*
Dotson, Gene	'83	Galarraga, Armando	'13
Dougherty, Mark	'87, '88	Gallagher, Sean	'12
Doyle, Jeff	'82, '83	Gallego, Mike	'97
Doyle, Pat	'11	Garcia, Guillermo	'00, '01+
Dozier, D.J.	'93	Gardner, Richie	'07
Dransfeldt, Kelly	'03	Garrett, Amir	'16, '17*
Diessen, Dan	'87	Garthwaite, Jay	'06
Duarte, Jose	'17	Gathright, Joey	'12
Duke, Zach	'13	Gennett, Scooter	'19*
Dumatrait, Phil	'06, '07	Geren, Bob	'84, '85
Dunbar, Matt	'98	Germano, Justin	'05, '06
Duncan, Shelley	'14	Giannelli, Ray	'95, '97
Dunn, Adam	'01	Gil, David	'02, '03
Dunn, Greg	'86	Gil, Jerry	'08, '10, '11
Dunn, Todd	'98, '99	Gilkey, Bernard	'90, '91, '95
Dunne, Mike	'86	Glauber, Keith	'97, '00, '01
Durham, Leon	'89	Godwin, Tyrell	'07
Duvall, Adam	'15	Goeddel, Tyler	'17, '18
		Gomes, Jonny	'09
Earley, Bill	'86, '87	Gonzalez, Alex	'09*
Edwards, Mike	'02, '07	Gonzalez, Edgar	'14
Eiland, Dave	'96	Gonzalez (Uribe), Jose	'82, '83, '84
Eldred, Cal	'99*	Gonzalez, Luis	'19
Elizalde, Sebastian	'17, '18	Gonzalez, Raul	'01, '02
Ellis, Paul	'93	Gonzalez, Yovan	'13
Ellis, Robert	'98	Gooch, Arnie	'01
Elmore, Jake	'14	Gosling, Mike	'06, '07
Encarnacion, Edwin	'05, '06*, '07, '09*	Gosselin, Phil	'18
Epple, Tom	'85	Gotay, Ruben	'14
Erickson, Roger	'89	Graman, Alex	'05
Ervin, Phillip	'17, '18, '19	Grandal, Yasmani	'11
Eshelman, Vaughn	'00	Granger, Jeff	'99
Estrada, Horacio	'98, '99	Graphenthin, Dick	'87, '88
Estrella, Leo	'01	Grater, Mark	'90, '91, '92
Etherton, Seth	'02*, '03, '04	Graterol, Juan	'19
Eversgerd, Bryan	'94	Green, Andy	'08
Eymann, Eric	'09, '10, '11	Green, David	'82, '87, '88
		Green, Scarborough	'97
Falteisek, Steve	'99	Greene, Charlie	'99
Falu, Irving	'15	Greene, Rick	'98, '00
Fanning, Steve	'92, '94	Gregorius, Didi	'12
Farmer, Kyle	'19*	Griffin, Michael	'06, '08, '09, '10, '11
Farrell, Luke	'17	Grimm, Justin	'19
Fassero, Jeff	'89	Guardado, Eddie	'07*
Federowicz, Tim	'18	Guerrero, Dan	'07
Feierabend, Ryan	'12	Guerrero, Gabriel	'18
Feiner, Korey	'09	Guerrero, Pedro	'91*, '92*
Feliciano, Pedro	'02	Guerrero, Wilton	'01, '03
Fellhauer, Josh	'13, '14	Guetterman, Lee	'93
Fernandez, Alex	'05	Guillen, Jose	'02, '03
Fernandez, Jared	'01, '02, '05	Guillon, Ismael	'17
Fernandez, Joey	'91, '92	Guin, Greg	'83
Fernandez, Jose	'92, '94	Gulan, Mike	'95, '96, '97
Fernandez, Osvaldo	'00, '01	Gulliver, Glenn	'84
Figueroa, Bien	'89, '90, '91, '92, '93	Gustafson, Tim	'12
Finnegan, Brandon	'15, '17*, '18	Gutierrez, Jesse	'06, '07
Fisher, Carlos	'08, '09, '10, '11, '12	Gutierrez, Vladimir	'19
Fitzgerald, Mike	'88, '89		
Floro, Dylan	'18	Hagen, Kevin	'83, '84, '85
Fogg, Josh.	'08*	Hairston Jr., Jerry	'08
Ford, Curt	'84, '85, '86, '92	Hall, Josh	'06
Ford, Lew	'09	Hall, Noah	'01
Foreman, Juju	'03	Hamilton, Billy	'13
Forster, Scott	'01	Hamilton, Joey	'01, '02*, '03
Foster, Kevin	'02	Hamilton, Josh	'07*
Fox, Mike	'89, '90	Hancock, Josh	'05*
Francis, Jeff	'12, '14	Hand, Donovan	'15
Francisco, Juan	'09, '10, '11	Hanigan, Ryan	'03, '06, '07, '09*, '10*, '13*
Francona, Terry	'90	Hannahan, Jack	'14*
Frank, Mike	'00	Hansen, Jed	'00
Franklin, Micah	'96, '97	Harang, Aaron	'03, '04*, '08*, '10

* MEDICAL REHABILITATION

+ PLAYOFFS ONLY

LOUISVILLE ALL-TIME ROSTER SINCE 1982

Hare, Shawn	'96	Johnson, Sherman	'19
Harnisch, Pete	'00*, '01*, '03	Johnson, Stephen	'16
Harris, Brendan	'06	Jones, Chris	'92
Harris, Reggie	'99	Jones, Daryl	'12
Harris, Mike	'83	Jones, Tim	'87, '88, '91, '93
Harris, Vic	'84	Jordan, Brian	'91, '92, '93, '97*
Harris, Willie	'12	Jordan, Kevin	'02
Hartmann, Pete	'04	Jorgensen, Ryan	'06, '07
Hartssock, Jeff	'94	Jose, Felix	'92*
Hassler, Andy	'84, '85	Joseph, Donnie	'12
Hawkins, Courtney	'19	Judy, Josh	'12
Hayes, Ben	'85	Jukich, Ben	'08, '09, '10
Hayes, Drew	'15, '16	Jurjens, Jair	'14
Haynes, Jimmy	'03*		
Heinkel, Don	'89, '90	Kable, Dave	'82, '84, '85
Heiserman, Rick	'97	Kata, Matt	'06
Heisey, Chris	'09, '10, '11*, '13*	Keams, Austin	'02, '04*, '05
Hemond, Scott	'95, '96	Keener, Jeff	'82, '83, '84, '85
Henderson, Rod	'98, '99	Keisler, Randy	'05
Henderson, Ryan	'99	Keller, Kris	'03
Henry, Sean	'10	Kelly, John	'94
Hensley, Clay	'13	Kelly, Kenny	'04, '05
Herget, Jimmy	'17, '18, '19	Kelly, Steve	'05, '06, '07
Hermida, Jeremy	'11	Kennard, Jeff	'09
Hernandez, Alex	'02	Kennedy, Kevin	'82
Hernandez, Ariel	'17	Kennelly, Matt	'13
Hernandez, David	'18*	Keough, Matt	'85
Herr, Aaron	'06, '07, '08	Keppinger, Jeff	'07, '08*
Herrera, Daniel Ray	'08, '10, '11	Kepshire, Kurt	'83, '84, '86
Herrera, Dilson	'16, '17, '18	Kershner, Jason	'07
Herrera, Rosell	'18	Kieschnick, Brooks	'00
Hessman, Mike	'13	Kilgus, Paul	'92, '93
Hill, Jason	'03, '04	King, Curtis	'97
Hill, Ken	'89, '90, '91, '01	Kinkade, Mike	'98
Hilton, Howard	'89, '90	Kinnunen, Mike	'82
Hinkle, Mike	'90, '91, '92	Kinzer, Matt	'88, '89
Hocutt, Mike	'88	Kiviehan, Patrick	'18
Holbert, Aaron	'95, '96, '97, '04, '05, '06	Klimesh, Ben	'15
Holmberg, David	'14, '15	Klinker, Matt	'09, '10, '11
Hoover, J.J.	'12, '14, '16	Knicely, Alan	'86
Hopper, Norris	'06, '07*, '08*, '09	Knox, Kerry	'93, '94
Horst, Jeremy	'10, '11	Kolb, Brandon	'02
Horton, Ricky	'82, '83, '89	Koontz, Jim	'85
Howitt, Dann	'96	Koslofski, Kevin	'97
Hubbard, Mike	'00	Kozlowski, Ben	'05, '06
Hudson, Joe P.	'98, '00	Krause, Scott	'98, '99
Hudson, Joe T.	'18	Krebs, Joe	'09, '10, '11
Hudson, Luke	'02, '04	Krenchicki, Wayne	'88
Hughes, Bobby	'99*	Kristen, Dale	'90
Hulet, Tim	'95*	Kroski, Chris	'05, '08
Hummel, Tim	'04	Krol, Ian	'19
Hunt, Randy	'85	Kuhnel, Joel	'19
Hunter, Cedric	'17		
Hyde, Lee	'13, '14	Lahti, Jeff	'82, '83*
Hynick, Brandon	'11	Laga, Mike	'87, '88*
		Lake, Steve	'86
Iapoce, Anthony	'99	LaMarre, Ryan	'13, '14, '15
Iglesias, Raisel	'15	Lamb, John	'15, '16
Islesley, Blaise	'92	Landrum, Tito	'82, '83, '87*
Iorg, Dane	'83*	Lankford, Ray	'90
Iribarren, Hernan	'14, '15, '16, '17, '18	LaPoint, Dave	'87
Isringhausen, Jason	'10	Larkin, Andy	'00
		Larson, Brandon.	'00, '01, '02, '03, '04*
Jackson, Danny	'95*, '96*, '97*	LaRue, Jason	'00, '04*, '06*
Jackson, Ron	'85	Latos, Mat	'14*
Jackson, Steven	'11	LaValliere, Mike	'85
Jagielo, Eric	'17	Lavarnway, Ryan	'19
Janish, Paul	'07, '08, '11, '12	Lawless, Tom	'85
Jelks, Greg	'89	Leake, Mike	'11
Jennings, Robin	'00, '01, '02, '03	LeCure, Sam	'09, '10, '11*, '15
Jenkins, Geoff	'98	Lee, Manny	'95
Jensen, Marcus	'98	Lehr, Justin	'08, '09, '10, '11
Jiminian, Johendi	'19	Leon, Donny	'02
Johns, Keith	'95	Leon, Jose	'05
Johnson, Dan	'15	Leopold, Jim	'88
Johnson, David	'11	Lerch, Randy	'86
Johnson, Jacob	'15	Levis, Jesse	'02
Johnson, Jason	'06	Levrault, Allen	'99
Johnson, Jerry	'82, '83, '84	Lewis, Anthony	'94
Johnson, Lance	'87	Lewis, Fred	'11*

* MEDICAL REHABILITATION

+ PLAYOFFS ONLY

LOUISVILLE ALL-TIME ROSTER SINCE 1982

Lindeman, Jim	'86, '87, '88, '89	May, Darrell	'06
Lira, Felipe	'02	Mays, Joe	'06
Littell, Mark	'82	Mazzaro, Vin	'17
Livingston, Bobby	'07, '08	McBeth, Marcus	'07, '08
Livingstone, Scott	'97*	McCulloch, Kyle	'11
Lockhart, Keith	'93	McDonald, Darnell	'09
Lockwood, Rich	'88	McElroy, C.J.	'18
Lofstrom, Morgan	'18	McGee, Willie	'82, '89*
Lollar, Tim	'87	McGrath, Chuck	'87, '89
Lomasney, Steve	'04, '05	McGraw, Tom	'97
Long, Jake	'10	McMyne, Kyle	'17
Long, Terrence	'06	McNeeley, Jeff	'95, '96
Longhi, Nick	'18, '19	McNichol, Brian	'01
Lopez, Felipe	'03, '04	Medlock, Calvin	'07
Lopez, Jose	'18, '19	Meier, Kevin	'93
Lopez, Luis	'05	Mejia, Roberto	'97
Lopez, Mickey	'98, '99	Mejias-Brean, Seth	'16, '17
Lopez, Pedro	'07	Mella, Keury	'16, '18, '19
Lopez, Rafael	'16	Melville, Tim	'16
Lorenzen, Michael	'15, '16	Mendez, Jesus	'89, '90, '91
Lotterhos, Chris	'00	Menechino, Frank	'06
Loynd, Mike	'91, '92	Mercado, Hector	'00, '01
Lowe, Sean	'96, '97	Mercker, Kent	'08*
Lozado, Willie	'85	Meridith, Ron	'88
Ludwick, Eric	'96, '97	Mesoraco, Devin	'10, '11, '12, '14*, '15*, '17*
Ludwick, Ryan	'13*	Metcalfe, Mike	'01
Luebbers, Larry	'00, '01	Michalak, Chris	'03, '06
Luetge, Lucas	'17	Milchin, Mike	'91, '92, '93
Lutz, Donald	'14, '15, '16	Miller, Corky	'01-04, '09-14
Lyons, Barry	'93	Miller, Dyar	'82, '83, '84
Lyons, Bill	'82, '83, '84, '85, '86, '87, '88	Miller, Travis	'03
		Miller, Trever	'02
Mabry, John	'93, '94, '95	Mills, Gotay	'82
MacDougal, Mike	'13	Minchey, Nate	'95
Machado, Anderson	'04, '05, '07	Minor, Blas	'98, '99
Mackowiak, Rob	'08	Mitchell, Derek	'02
Maclin, Lonnie	'90, '91, '92, '93	Mitchell, Evan	'17, '18
MacRae, Scott	'01, '02	Mitchell, Keith	'03
Magallanes, Willie	'91	Mobley, Chris	'11
Magill, Matt	'15, '16	Moeller, Chad	'07
Magrane, Joe	'86, '87, '88*, '92*	Monahan, Shane	'00
Mahay, Ron	'12	Moran, Jimmy	'15
Mahle, Tyler	'17, '18, '19	Morgan, Mike	'96*
Mahler, Mickey	'84, '87	Morillo, Julio	'15
Majewski, Gary	'06*, '07, '08	Morlock, Allan	'84
Mallett, Justin	'07, '08, '09	Morogiello, Dan	'82
Mallette, Brian	'04	Morris, A.J.	'16
Mallo, Marty	'01, '02	Morris, John	'85, '86, '87, '88*, '93
Maloney, Matt	'07, '08, '09, '10, '11, '14	Morris, Matt	'96
Manon, Julio	'07	Moscot, Jon	'14, '15, '16
Manrique, Fred	'86	Moseley, Dustin	'03, '04
Mantiply, Joe	'19	Moss, Damian	'04
Manuel, Robert	'08, '09	Mottl, Ryan	'03
Manzanillo, Josias	'03	Mouton, Lyle	'99
Markey, Brad	'19	Moyer, Jamie	'91
Marmol, Carlos	'14	Muhammad, El'Hajj	'16
Marrero, Eli	'97	Mullins, Greg	'98
Marshall, Brett	'14	Munoz, Bobby	'00
Marshall, Sean	'13*, '14*	Murphy, Donnie	'14
Martin, John A.	'85, '86, '87, '88	Murphy, John	'87, '88, '89
Martin, John R.	'82	Mutis, Jeff	'96
Martinez, Domingo	'95	Myette, Aaron	'04
Martinez, Frankie	'95		
Martinez, Fred	'85, '86	Navarro, Dioner	'12
Martinez, Greg	'98, '99	Navarro, Jaime	'03
Martinez, Juan	'18, '19	Navarro, Rey	'14
Martinez, Julian	'90, '91	Nay, Mitch	'19
Martinez, Pablo	'98	Neal, Thomas	'14
Martinez, Valentin	'18, '19	Neal, Zach	'18
Masset, Nick	'12*	Negron, Kristopher	'10, '11, '12, '13, '14, '15
Mateo, Ruben	'01, '02, '03	Neidlinger, Jim	'94
Mattheus, Ryan	'16	Nelson, Bubba	'04
Mathews, T.J.	'95	Nelson, Chris	'14
Mathews Jr., Gary	'10	Neu, Mike	'02
Mathews, Greg	'85, '86, '87, '88*, '89, '90	Nevers, Tom	'97, '00, '01
Mathews, Mike	'04	Nicholas, Darrell	'98, '00
Matranga, Jeff	'97	Nichols, Scott	'90, '91
Maurer, Dave	'01	Nichtling, Chris	'01
Maxcy, Brian	'96, '97	Nicolino, Justin	'18
Maxwell, Jason	'02, '03	Niedenfuier, Tom	'90

* MEDICAL REHABILITATION

+ PLAYOFFS ONLY

LOUISVILLE ALL-TIME ROSTER SINCE 1982

Nieto, Adrian	'17	Phelps, Travis	'05
Nieto, Tom	'83, '84, '91	Phillips, Andy	'08
Nipper, Al	'91	Phillips, Brandon	'14*
Nix, James	'98	Phillips, P.J.	'12
Nunez, Mauricio	'90, '91	Phipps, Denis	'11, '12, '13
		Pickering, Calvin	'01, '03
Obispo, Wirfin	'12	Picola, Len	'91
O'Brien, Mikey	'14	Pimentel, Rafael	'83, '84
O'Brien, Peter	'17	Pineda, Luis	'02
O'Grady, Brian	'18, '19	Pino, Yohan	'13
Oelkers, Bryan	'89	Pittsley, Jim	'99
Ogando, Nefi	'17*	Plantier, Phil	'97*
Ohman, Will	'12	Porter, Darrell	'85*
Ojeda, Luis	'82	Potestio, Frank	'89, '90
Okey, Chris	'19	Powell, Ross	'96
Oliva, Jose	'96	Power, Ted	'89
Olivares, Omar	'90, '91, '94	Powers, Alex	'19
Olmedo, Ray	'03, '04, '05, '06	Prager, Howard	'93, '94, '95
Olmstead, Alan	'82	Prior, Mark	'13
O'Neal, Randy	'87, '88	Prybylinski, Don	'91
Ondrusek, Logan	'08, '09, '10, '12, '13, '14*	Puckett, Cody	'12
Ontiveros Steve	'99	Pulsipher, Bill	'99*
Oquendo, Jose	'85, '92*	Puzey, Jim	'88, '89
Ortiz, Luis	'99		
Osborne, Donovan	'95, '96*, '97*	Quackenbush, Kevin	'18
Osteen, Dave	'90, '91		
Ovalle, Gabriel	'17	Raczka, Mike	'95
Owens, Eric	'98	Raggio, Brady	'97
Owings, Micah	'09*, '10	Rainey, Tanner	'18
Ownbey, Rick	'83, '84, '85, '86	Rajsich, Dave	'85, '86, '88
Oyster, Jeff	'88, '90	Rajsich, Gary	'84, '85
Ozuna, Gabriel	'93	Ramirez, Elizardo	'05, '06, '07
		Ramirez, Elvin	'14
Pacheco, Jordan	'16*	Ramirez, Hector	'99
Paduch, Jim	'06	Ramirez, JC	'16
Pagnozzi, Tom	'85, '86, '87, '93*, '94*, '95*, '96*, '97*	Ramirez, Max	'14
Painter, Lance	'97*	Ramirez, Ramon	'07, '08, '09
Pappas, Erik	'93, '94	Randall, Scott	'03, '04
Parker, Steve	'90	Rasmussen, Eric	'82, '83, '85
Paris, Kelly	'82	Ravin, Josh	'13
Parra, Manny	'15*	Reboulet, Jim	'87
Parsons, Casey	'85, '86	Redman, Tim	'92
Partch, Curtis	'13, '14	Redmond, Todd	'12
Pasqualicchio, Mike	'98	Reed, Cody	'16, '17, '18, '19
Passini, Brian	'99	Refsnyder, Rob	'19
Patchett, Gary	'02, '04, '05, '06	Reineke, Chad	'10, '11, '12, '13, '14
Paterson, Joe	'15	Reith, Brian	'01, '02, '03, '04
Patrick, Brons	'98	Reitsma, Chris	'02, '03
Patterson, Corey	'08	Reitz, Ken	'83
Patterson, Dave	'93	Renda, Tony	'16, '17
Paul, Xavier	'12	Reyes, Al	'98*, '99
Peacock, Brian	'12	Reyes, Dennys	'01
Pelaez, Alex	'05	Reyes, Jesus	'18, '19
Pelland, Tyler	'07, '08	Reynolds, Greg	'13
Pena, Geronimo	'90, '92, '93*, '95*, '96	Rhinehart, Bill	'12
Pena, Tony	'87*	Rhodes, Mike	'83, '84, '85
Pena, Willy Mo	'03*, '05*	Richar, Danny	'08, '09
Pendleton, Terry	'84	Richardson, Dave	'90, '91
Penniall, Dave	'82	Richardson, Jeff	'94
Pennington, Cliff	'18	Riggins, Mark	'83
Peralta, Wandy	'16, '18, '19	Riedling, John	'00, '01*, '02
Peraza, Jose	'16, '19	Rijo, Jose	'01
Perez, Felix	'11, '12, '13, '14	Rincon, Andy	'82, '83
Perez, Juan	'15, '16, '17	Rivera, Bombo	'83
Perez, Mike	'90, '91	Roach, Donn	'15
Perez, Miguel	'05	Robbins, Jake	'06
Perez, Rossmel	'14	Roberts, Willis	'00
Perez, Santiago	'98, '99, '03, '05	Robertson, Jeriome	'05
Perez, Yordanys	'12	Robinson, Derrick	'13
Perry, Pat	'84, '85, '86	Robinson, Kerry	'97
Peters, Chris	'01	Robinson, Mike	'87, '88
Peters, Steve	'87, '88, '89	Rodriguez, Alfredo	'19
Peterson, Brian	'09	Rodriguez, Frankie	'98
Peterson, D.J.	'18	Rodriguez, Frank	'01
Peterson, Kyle	'98, '99	Rodriguez, Henry	'12, '13
Petkovsek, Mark	'95, '96*	Rodriguez, Victor	'86, '87
Pettini, Joe	'84, '85, '86	Rodriguez, Yorman	'15
Pettyjohn, Adam	'08, '09	Roenicke, Josh	'08
Pevey, Marty	'86, '87	Rogers, Chad	'13, '14, '16
Pfister, Frank	'11	Rojas, Miguel	'12

* MEDICAL REHABILITATION

+ PLAYOFFS ONLY

LOUISVILLE ALL-TIME ROSTER SINCE 1982

Rolen, Scott	'09*, '12*	Skrimetta, Matt	'01
Romano, Jason	'04, '05	Sledd, Aaron	'00
Romano, Sal	'17, '19	Small, Aaron	'99
Ronan, Marc	'94, '95	Smith, Bryn	'92*
Roof, Gene	'82, '83, '84, '85	Smith, Bryson	'15, '16
Roque, Rafael	'98, '99	Smith, Jordan	'10, '11, '12
Rosales, Adam	'08, '09	Smith, Josh	'14, '15, '16
Rose, Brian	'04, '05	Smith, Travis	'98
Rose, Ted	'00	Smith, Willie	'94
Ross, Austin	'17	Smitherman, Stephen	'03, '04, '05
Ross, Cody	'06	Snider, Van	'93
Ross, David	'07*, '08*	Snyder, Earl	'06, '07
Ross, Mike	'91	Soderstrom, Steve	'00
Routt, Nick	'16, '17	Soff, Ray	'86, '87
Rowen, Ben	'18	Somsen, Layne	'15, '16
Rowland-Smith, Ryan	'14	Soto, Neftali	'11, '12, '13, '14
Royer, Stan	'90, '91, '92, '93	Sparks, Taylor	'18, '19
Ruffin, Johnny	'98, '01, '02	Spehr, Tim	'01
Rupp, Brian	'97	Springer, Russ	'10
Russell, Adam	'14	Stahl, Richard	'06
Russell, John	'94	Standridge, Jason	'05, '06
Ryal, Mark	'88	Stefanski, Mike	'96, '97, '00, '02, '03
		Stenson, Dernel	'03
Saarloos, Kirk	'07	Stephens, Jackson	'17, '18, '19
Sabo, Chris	'95	Stephens, Ray	'86, '87, '88, '90, '91
Sadler, Al	'98	Stephenson, Phil	'94
Saladin, Miguel	'05	Stephenson, Robert	'15, '16, '17, '18, '19*
Salas, Mark	'82, '84	Stewart, Zach	'09
Salmon, Brad	'05, '06, '07	Stinnett, Kelly	'02*
Sampson, Keyvius	'15, '16	Stone, Brian	'90
Sanchez, Alex	'06	Stone, Ricky	'05, '07, '08
Sanchez, Orlando	'82, '83	Stout, Eric	'19
Sanchez, Jesus	'04	Strait, Cody	'06
Sanchez, Tony	'18	Stratton, Rob	'04, '05, '06
Sanders, Anthony	'02	Strode, Lester	'87, '88
Sanders, Deion	'00*, '01	Stryfeler, Dan	'85, '86
Sansone, John	'18	Stubbs, Drew	'08, '09
Santana, Rafael	'82, '83	Stuper, John	'82, '84
Santos, Victor	'07	Suarez, Eugenio	'15, '18*
Sappelt, Dave	'10, '11	Sutcliffe, Rick	'94*
Sardinha, Dane	'04, '05, '06	Sutton, Drew	'09, '10
Satin, Josh	'15	Swann, Pedro	'05
Sauerbeck, Scott	'08	Sweeney, Darnell	'17
Saunders, Chris	'00	Sweeney, Mark	'95
Savinon, Odalis	'93	Sweet, Daniel	'18
Scarsona, Steve	'97	Szymanski, B.J.	'08
Schebler, Scott	'16, '17*, '18*, '19		
Schmidt, Konrad	'13	Tabor, Lee	'09, '10
Schmidt, Nick	'14	Tanner, Clayton	'11
Schumaker, Skip	'14*	Tanner, Eddie	'86
Scott, Tim	'00	Tapia, Domingo	'17, '18
Sebra, Bob	'93	Tatum, Craig	'08, '09
Selby, Bill	'01	Taylor, Reggie	'04
Selsky, Steve	'14, '15, '16, '18	Tazawa, Junichi	'19
Senzel, Nick	'18, '19	Terrero, Luis	'10
Serrano, Jimmy	'05	Terry, Scott	'88*
Serrano, Mark	'10	Tewksbury, Bob	'89, '90
Service, Scott	'01, '03	Teixeira, Kanekoa	'12, '13
Sexton, Chris	'00, '01, '02	Thomas, Juan	'03
Sexton, Jimmy	'83, '84	Thomas, Orlando	'91
Shackelford, Brian	'03, '04, '05, '06, '07	Thomas, Skeets	'93, '94, '95
Shackelford, Kevin	'16, '17, '18	Thompson, Daryl	'08, '09, '11
Shade, Mick	'84, '85, '86	Thompson, Mark	'02
Shearn, Tom	'04, '05, '06, '07, '08	Thompson, Travis	'02
Sheff, Chris	'01	Thurberg, Tom	'83, '84
Shepherd, Ron	'89	Till, Brock	'07
Sherrill, Tim	'90, '91, '92	Tomko, Brett	'12
Shireman, Jeff	'92	Torres, Paul	'96
Silva, Jose	'02	Trahan, Blake	'18, '19
Silva, Juan	'15	Trevino, Alex	'92
Silver, Roy	'88, '90	Triunfel, Carlos	'16
Silverio, Juan	'14	Tromp, Chadwick	'15, '18, '19
Simmons, Nelson	'89	Trout, Steve	'90
Simmons, Scott	'95, '96	Tucker, Preston	'18
Simon, Alfredo	'16*	Tudor, John	'87*
Simpson, Allan	'05	Tunnell, Lee	'87, '88
Sims, Lucas	'18, '19	Turner, Stuart	'17*, '18, '19
Siri, Jose	'19	Tyler, Brad	'01
Skelton, James	'11		
Skipworth, Kyle	'15, '16	Urbani, Tom	'92, '93, '94, '95, '96

* MEDICAL REHABILITATION

+ PLAYOFFS ONLY

LOUISVILLE ALL-TIME ROSTER SINCE 1982

Valaika, Chris	'09, '10, '11, '12	Winfield, Steve	'82
Valentin, Jose	'99	Wood, Alex	'19*
Valentine, Joe	'03, '04, '05	Wooten, Rob	'17, '18, '19
Valiquette, Phillippe	'10	Wren, Kyle	'19
Vander Wal, John	'04		
VanEgmond, Tim	'98, '99	Yamall, Ed	'00
VanMeter, Josh	'18, '19	Young, Gerald	'94
VanRyn, Ben	'96	Young, Dmitri	'95, '96, '97*
Van Hekken, Andy	'05	Young, Scott	'86
Van Mil, Loek	'13		
Van Poppel, Todd	'03	Zapp, A.J.	'05
Van Slyke, Andy	'83	Zeile, Todd	'89, '92, '95*
Van Slyke, Scott	'17	Zosky, Eddie	'98, '99
Vamer, Seth	'16		
Vazquez, Camilo	'08, '09		
Venafro, Mike	'06		
Veras, Josciel	'15, '16, '17		
Villanueva, Hector	'93		
Villarreal, Pedro	'12, '13, '14, '15, '16		
Vincej, Zach	'17		
Viola, Pedro	'09, '10		
Volquez, Edinson	'10*, '11		
Von Ohlen, Dave	'83, '84		
Votto, Joey	'07, '12*, '14*		
Wade, Terrell	'00		
Wagner, Paul	'98*		
Wagner, Ryan	'03, '04, '06		
Walbeck, Matt	'01		
Waldrop, Kyle	'15, '16		
Walker, Adam Brett	'17		
Walker, Duane	'86, '87, '88		
Wallace, Tim	'86		
Wallach, Chad	'17		
Walter, Gene	'91		
Weiss, Zack	'18		
Wilkerson, Wes	'07		
Williams, Gerald	'02		
Williams, Jason	'00		
Williams, Mason	'18		
Williamson, Antone	'98, '99		
Williamson, Fabian	'14		
Willis, Dontrelle	'11		
Wilson, Craig	'87, '88, '89, '90, '92		
Wilson, Mike	'14		
Wilson, Paul	'06		
Wimmer, Chris	'96, '97		
Wise, Dewayne	'06, '07		
Wiseman, Dennis	'93		
Wishnevski, Rob	'94		
Wisler, Matt	'18		
Witt, Kevin	'02		
Wohlens, Mark	'00		
Wolters, Mike	'82		
Wood, Travis	'09, '10, '11		
Woodall, Brad	'98		
Woodson, Tracy	'92, '94, '95		
Wooten, Rob	'18		
Worrell, Todd	'83, '85, '89*, '91*		
Wright, Daniel	'16		
Wright, Ron	'00		
Wrona, Rick	'95		
Wunsch, Kelly	'98, '99		
Wang, Chien-Ming	'14		
Warner, Ron	'97		
Watson, Allen	'92, '93, '95		
Watson, Brandon	'06		
Watson, Mark	'03, '04		
Watson, Sean	'09		
Weathers, David	'08*		
Webb, Travis	'11, '12		
Weber, Ben	'05		
Weber, Neil	'00		
Wells, Kip	'09		
Werth, Dennis	'83, '84		
Whelan, Kevin	'13		
White, Gabe	'03*		
Whiten, Mark	'94*		
Wiegandt, Scott	'97		
Winchester, Scott	'00, '01		

* MEDICAL REHABILITATION

+ PLAYOFFS ONLY

AMERICAN ASSOCIATION STANDINGS (1982-1987)

----- 1982 -----

Eastern Division

Team	Manager	W-L	Pct.	GB
IND	George Scherger	75-61	.551	-
IOWA	Jim Napier	73-62	.541	1.5
LOU	Joe Frazier	73-62	.541	1.5
EVA	Roy Majtyka	68-65	.511	5.5

Western Division

Team	Manager	W-L	Pct.	GB
OMA	Joe Sparks	71-66	.518	-
WIC	Felipe Alou	70-67	.511	1.0
DEN	Rich Donnelly	68-67	.504	2.0
OKC	Ron Clark, Tony Taylor	43-91	.321	26.5

Playoffs - IND def. OMA 4-2 in finals.

----- 1985 -----

Eastern Division

Team	Manager	W-L	Pct.	GB
LOU	Jim Fregosi	74-68	.521	-
NAS	Lee Walls, Gordie MacKenzie	71-70	.504	2.5
BUF	John Boles	66-76	.465	8.0
IND	Felipe Alou	61-81	.430	13.0

Western Division

Team	Manager	W-L	Pct.	GB
OKC	David Oliver	79-63	.556	-
DEN	Gene Dusan	77-65	.542	2.0
OMA	Gene Lamont	73-69	.514	6.0
IOWA	Larry Cox	66-70	.485	10.0

Playoffs - LOU def. OKC 4-1 in finals.

----- 1983 -----

Eastern Division

Team	Manager	W-L	Pct.	GB
LOU	Jim Fregosi	78-57	.578	-
IOWA	Jim Napier	71-65	.522	7.5
IND	Roy Hartsfield	64-72	.471	14.5
EVA	Gordie MacKenzie	61-75	.449	17.5

Western Division

Team	Manager	W-L	Pct.	GB
DEN	Jim Mahoney	73-61	.545	-
OKC	Tom Burgess	66-69	.489	7.5
WIC	Felipe Alou	65-71	.478	9.0
OMA	Joe Sparks	64-72	.471	10.0

Playoffs - DEN def. IOWA 3-1; LOU def. OKC 3-2. DEN defeated LOU 4-0 in finals.

----- 1986 -----

Eastern Division

Team	Manager	W-L	Pct.	GB
IND	Joe Sparks	80-62	.563	-
BUF	Jim Marshall	71-71	.500	9.0
NAS	Leon Roberts	68-74	.479	12.0
LOU	Jim Fregosi, Dave Bialas	64-78	.451	16.0

Western Division

Team	Manager	W-L	Pct.	GB
DEN	Jack Lind	76-66	.563	-
IOWA	Larry Cox	74-68	.521	2.0
OMA	John Boles, Frank Funk	72-70	.507	4.0
OKC	David Oliver	63-79	.444	13.0

Playoffs - IND def. DEN 4-3 in finals.

----- 1984 -----

Team	Manager	W-L	Pct.	GB
IND	Buck Rodgers	91-63	.591	-
IOWA	Jim Napier	80-74	.519	11.0
DEN	Vern Law, Adrian Garrett	79-75	.513	12.0
LOU	Jim Fregosi	79-76	.510	12.5
WIC	Gene Dusan	78-77	.503	13.5
EVA	Gordie MacKenzie	72-82	.468	19.0
OKC	Tom Burgess, Rusty Gerhardt	70-84	.455	21.0
OMA	Gene Lamont	68-86	.442	23.0

Playoffs - LOU def. WIC for 4th place. LOU def. IND 4-2; DEN def. IOWA 4-1. LOU def. DEN 4-1 in finals.

----- 1987 -----

Team	Manager	W-L	Pct.	GB
DEN	Terry Bevington	79-61	.564	-
LOU	Mike Jorgensen	78-62	.557	1.0
IND	Joe Sparks	74-64	.536	4.0
OKC	Toby Harrah	69-71	.493	6.0
BUF	Orlando Gomez, Frank Funk	66-74	.471	13.0
OWA	Larry Cox	64-74	.464	14.0
OMA	John Wathan, Frank Funk	64-76	.457	15.0
NAS	Jack Lind	64-76	.457	15.0

Playoffs - DEN def. OKC 3-2; IND def. LOU 3-2. IND def. DEN 4-1 in finals.

AMERICAN ASSOCIATION STANDINGS (1988-1994)

----- 1988 -----

Eastern Division

Team	Manager	W-L	Pct.	GB
IND	Joe Sparks	89-53	.627	-
NAS	Jack Lind,	73-69	.514	16.0
	Wayne Garland, Jim Hoff,			
	George Scherger, Frank Lucchesi			
BUF	Rocky Bridges	72-70	.507	17.0
LOU	Mike Jorgensen	63-79	.444	26.0

Western Division

Team	Manager	W-L	Pct.	GB
OMA	Glenn Exell	81-61	.570	-
IOWA	Pete Mackanin	78-64	.549	3.0
DEN	Duffy Dyer	72-69	.511	8.5
OKC	Toby Harrah	67-74	.475	13.5

Playoffs - IND def. Omaha 3-1 in finals.
IND def. ROC 4-2 in Triple-A Classic.

----- 1991 -----

Eastern Division

Team	Manager	W-L	Pct.	GB
BUF	Terry Collins	81-62	.566	-
IND	Jerry Manuel,	75-68	.513	6.0
	Pat Kelly			
NAS	Pete Mackanin	65-78	.455	16.0
LOU	Mark DeJohn	51-92	.357	30.0

Western Division

Team	Manager	W-L	Pct.	GB
DEN	Tom Muser	79-65	.549	-
IOWA	Jim Essian,	78-66	.542	1.0
	Mick Kelleher			
OMA	Sal Rende	73-71	.507	6.0
OKC	Tom Thompson	52-92	.361	27.0

Playoffs - DEN def. BUF 3-2 in finals.
DEN def. COL in Triple-A Classic.

----- 1989 -----

Eastern Division

Team	Manager	W-L	Pct.	GB
IND	Tom Runnells	87-59	.596	-
BUF	Terry Collin	80-62	.563	5.0
NAS	Frank Lucchesi	74-72	.507	13.0
LOU	Mike Jorgensen	71-74	.490	15.5

Western Division

Team	Manager	W-L	Pct.	GB
OMA	Sal Rende	74-72	.596	-
DEN	Dave Machemer	69-77	.473	5.0
IOWA	Pete Mackanin	62-82	.431	11.0
OKC	Jim Skaleen	59-86	.407	14.5

Playoffs - IND def. OMA 3-2 in finals.
IND def. RIC 4-0 in Triple-A Classic.

----- 1992 -----

Eastern Division

Team	Manager	W-L	Pct.	GB
BUF	Marc Bombard	87-57	.604	-
IND	Pat Kelly	83-61	.576	4.0
LOU	Jack Krol	73-70	.510	13.5
NAS	Pete Mackanin,	67-77	.465	20.0
	Dave Miley			

Western Division

Team	Manager	W-L	Pct.	GB
OKC	Tom Thompson	74-70	.514	-
DEN	Tony Muser	73-71	.507	1.0
OMA	Jeff Cox	67-77	.465	7.0
IOWA	Brad Mills	51-92	.357	22.5

Playoffs - OKC def. BUF 4-0 in finals.

----- 1990 -----

Eastern Division

Team	Manager	W-L	Pct.	GB
NAS	Pete Mackanin	86-61	.585	-
BUF	Terry Collins	85-62	.578	1.0
LOU	Gaylen Pitts	74-72	.507	11.5
IND	Tim Johnson	61-85	.418	24.5

Western Division

Team	Manager	W-L	Pct.	GB
OMA	Sal Rende	86-60	.589	-
IOWA	Jim Essian	72-74	.493	14.0
DEN	Dave Machemer	68-78	.466	18.0
OKC	Steve Smith	58-87	.400	27.5

Playoffs - NAS def. BUF for division.
OMA def. NAS 4-1 in finals. OMA def.
ROC 4-1 in Triple-A Classic.

----- 1993 -----

Eastern Division

Team	Manager	W-L	Pct.	GB
NAS	Rick Renick	81-62	.566	-
BUF	Doc Edwards	71-73	.493	10.5
LOU	Jack Krol	68-76	.472	13.5
IND	Marc Bombard	66-77	.462	15.0

Western Division

Team	Manager	W-L	Pct.	GB
IOWA	Marv Foley	85-59	.590	-
NO	Chris Bando	80-64	.556	5.0
OMA	Jeff Cox	70-74	.486	15.0
OKC	Bobby Jones	54-90	.375	31.0

Playoffs - IOWA def. NAS 4-3 in finals.

----- 1994 -----

Eastern Division

Team	Manager	W-L	Pct.	GB
IND	Marc Bombard	86-57	.601	-
NAS	Rick Renick	83-61	.576	3.5
NO	Chris Bando	78-66	.542	8.5
LOU	Joe Pettini	74-68	.521	11.5
IOWA	Rick Patterson	69-74	.483	17.0
OMA	Jeff Cox	68-76	.472	18.5
OKC	Bobby Jones	61-83	.423	25.5
BUF	Doc Edwards	55-89	.382	31.5

Playoffs - IND def. LOU 3-0; NAS def.
NO 3-0. IND def. NAS 3-1 in finals.

LEAGUE STANDINGS (1995-2000)

----- 1995 -----

Team	Manager	W-L	Pct.	GB
IND	Marc Bombard	88-56	.611	-
BUF	Brian Graham	82-62	.569	6.0
OMA	Mike Jerschele	76-68	.528	12.0
LOU	Joe Pettini	74-70	.514	14.0
IOWA	Ron Clark	69-74	.483	18.5
NAS	Rick Renick	68-76	.472	20.0
NO	Chris Bando	63-79	.444	24.0
OKC	Greg Biagini	54-89	.378	33.5

Playoffs - LOU def. IND 3-0; BUF def. OMA 3-1. LOU def. BUF 3-2 in finals.

----- 1996 -----

Eastern Division

Team	Manager	W-L	Pct.	GB
BUF	Brian Graham	84-60	.583	-
IND	Dave Miley	78-66	.542	6.0
NAS	Rick Renick	77-67	.535	7.0
LOU	Joe Pettini	60-84	.417	24.0

Western Division

Team	Manager	W-L	Pct.	GB
OMA	Mike Jerschele	79-65	.549	-
OKC	Greg Biagini	74-70	.514	5.0
IOWA	Ron Clark	64-78	.451	14.0
NO	Tim Ireland	58-84	.408	20.0

Playoffs - IND def. BUF 3-2; OKC def. OMA 3-1. OKC def. IND 3-1 in finals.

----- 1997 -----

Eastern Division

Team	Manager	W-L	Pct.	GB
BUF	Brian Graham	87-57	.604	-
IND	Dave Miley	85-59	.590	2.0
NAS	Tom Spencer	74-69	.517	12.5
LOU	Gaylen Pitts	58-85	.406	28.5

Western Division

Team	Manager	W-L	Pct.	GB
IOWA	Tim Johnson	74-69	.517	-
NO	Steve Swisher,	74-70	.512	0.5
	Matt Galante			
OKC	Greg Biagini	61-82	.427	13.0
OMA	Mike Jerschele	61-83	.424	13.5

Playoffs - BUF def. IND 3-2; IOWA def. NO 3-0; BUF def. IOWA 3-0 in finals.

INTERNATIONAL LEAGUE

----- 1998 -----

North Division

Team	Manager	W-L	Pct.	GB
BUF	Jeff Datz	81-62	.566	-
SYR*	Terry Bevington	80-62	.563	0.5
PAW	Ken Macha	77-64	.546	3.0
ROC	Marv Foley	70-74	.486	11.5
OTT	Pat Kelly	69-74	.483	12.0
SWB	Marc Bombard	67-75	.472	13.5

West Division

Team	Manager	W-L	Pct.	GB
LOU	Gary Allenson	77-67	.535	-
IND	Dave Miley	76-67	.531	0.5
COL	Stump Merrill	67-77	.465	10.0
TOL	Gene Roof	52-89	.369	23.5

South Division

Team	Manager	W-L	Pct.	GB
DUR	Bill Evers	80-64	.556	-
NOR	Rick Dempsey	70-72	.493	9.0
CHA	Fredi Gonzalez	70-73	.490	9.5
RMD	Jeff Cox	64-80	.444	16.0

Playoffs - BUF def. SYR 3-0; DUR def. LOU 3-0. BUF def. DUR 3-2 in finals. NO def. BUF 3-1 in Triple-A World Series.

----- 1999 -----

North Division

Team	Manager	W-L	Pct.	GB
SWB	Marc Bombard	78-66	.542	-
PAW	Gary Jones	76-68	.528	2.0
SYR	Pat Kelly	73-71	.507	5.0
BUF	Jeff Datz	72-72	.500	6.0
ROC	Dave Machemer	61-83	.424	17.0
OTT	Jeff Cox	59-85	.410	19.0

West Division

Team	Manager	W-L	Pct.	GB
COL	Trey Hillman	83-58	.589	-
IND	Dave Miley	75-69	.521	9.5
LOU	Gary Allenson	63-81	.438	21.5
TOL	Gene Roof	57-87	.396	27.5

South Division

Team	Manager	W-L	Pct.	GB
DUR	Bill Evers	83-60	.580	-
CHA*	Tom Spencer	82-62	.569	1.5
NOR	John Gibbons	77-63	.550	4.5
RMD	Randy Ingle	64-78	.451	18.5

Playoffs - CHA def. SWB 3-2; DUR def. COL 3-0. CHA def. DUR 3-1 in finals. VAN def. CHA 3-2 in Triple-A World Series.

----- 2000 -----

North Division

Team	Manager	W-L	Pct.	GB
BUF	Joel Skinner	86-59	.593	-
SWB*	Marc Bombard	85-60	.586	1.0
PAW	Gary Jones	82-61	.573	3.0
SYR	Kelly/Malave/Queen	74-66	.529	9.5
ROC	Marv Foley	65-79	.451	20.5
OTT	Jeff Cox/Rick Sweet	53-88	.376	31.0

West Division

Team	Manager	W-L	Pct.	GB
IND	Steve Smith	81-63	.563	-
COL	Trey Hillman	75-69	.521	6.0
LOU	Dave Miley	71-73	.493	10.0
TOL	Anderson/Ezell	55-86	.390	24.5

South Division

Team	Manager	W-L	Pct.	GB
DUR	Bill Evers	81-62	.566	-
CHA	Nick Leyva	78-65	.545	3.0
NOR	John Gibbons	65-79	.451	16.5
RMD	Randy Ingle	51-92	.357	30.0

Playoffs - IND def. DUR 3-2; SWB def. BUF 3-1. IND def. SWB 3-2 in finals. IND def. MEM 3-1 in Triple-A World Series.

----- 2001 -----

North Division

Team	Manager	W-L	Pct.	GB
BUF	Eric Wedge	91-51	.641	-
SWB*	Marc Bombard	78-65	.545	13.5
SYR	Omar Malave	71-73	.493	21.0
OTT	Stan Hough	68-76	.472	24.0
PAW	Gary Jones	60-82	.423	31.0
ROC	Andy Etchebarren	60-84	.417	32.0

West Division

Team	Manager	W-L	Pct.	GB
LOU	Dave Miley	84-60	.583	-
COL	Trey Hillman	67-76	.469	16.5
IND	Wendall Kim	66-78	.458	18.0
TOL	Bruce Fields	65-79	.451	19.0

South Division

Team	Manager	W-L	Pct.	GB
NOR	John Gibbons	85-57	.599	-
DUR	Bill Evers	74-70	.514	12.0
RMD	Carlos Tosca	68-76	.472	18.0
CHA	Nick Leyva	67-77	.465	19.0

Playoffs - LOU def. NOR 3-2; SWB def. BUF 3-2. LOU def. SWB 1-0 in finals (series shortened due to 9/11 terrorist attacks).

INTERNATIONAL LEAGUE STANDINGS (2001-2006)

----- 2002 -----

North Division

Team	Manager	W-L	Pct.	GB
SWB	Marc Bombard	91-53	.632	-
BUF*	Eric Wedge	87-57	.604	4.0
OTT	Tim Leiper	80-61	.567	9.5
SYR	Omar Malave	64-80	.444	27.0
PAW	Buddy Bailey	60-84	.417	31.0
ROC	Andy Etchebarren	55-89	.382	36.0

West Division

Team	Manager	W-L	Pct.	GB
TOL	Bruce Fields	81-63	.563	-
LOU	Dave Miley	79-65	.549	2.0
IND	Ed Romero	67-76	.469	13.5
COL	Butterfield/Howard/Merrill	59-83	.415	21.0

South Division

Team	Manager	W-L	Pct.	GB
DUR	Bill Evers	80-64	.556	-
RMD	Fredi Gonzalez	75-67	.528	4.0
NOR	Bobby Floyd	70-73	.490	9.5
CHA	Nick Capra	55-88	.385	24.5

Playoffs - BUF def. SWB 3-0; DUR def. TOL 3-0. DUR def. BUF 3-0 in finals.

----- 2005 -----

North Division

Team	Manager	W-L	Pct.	GB
BUF	Marty Brown	82-62	.569	-
PAW	Ron Johnson	75-69	.521	7.0
ROC	Phil Roof/Rich Miller	75-69	.521	7.0
SYR	Marty Pevey	71-73	.493	11.0
OTT	Dave Trembley	69-75	.479	13.0
SWB	Gene LaMont	69-75	.479	13.0

West Division

Team	Manager	W-L	Pct.	GB
TOL	Larry Parrish	89-55	.618	-
IND*	Trent Jewett	78-66	.542	11.0
COL	Bucky Dent	77-67	.535	12.0
LOU	Rick Sweet	66-78	.458	23.0

South Division

Team	Manager	W-L	Pct.	GB
NOR	Ken Oberkfell	79-65	.549	-
DUR	Bill Evers	65-79	.451	14.0
CHA	Nick Leyva/Manny Trillo	57-87	.396	22.0
RMD	Pat Kelly	56-88	.389	23.0

Playoffs - IND def. BUF 3-2; TOL def. NOR 3-2. TOL def. IND 3-0 in finals.

----- 2003 -----

North Division

Team	Manager	W-L	Pct.	GB
PAW	Buddy Bailey	83-61	.576	-
OTT*	Gary Allenson	79-65	.549	4.0
SWB	Marc Bombard	73-70	.510	9.5
BUF	Marty Brown	73-70	.510	9.5
ROC	Phil Roof	68-75	.476	14.5
SYR	Omar Malave	62-79	.440	19.5

West Division

Team	Manager	W-L	Pct.	GB
LOU	Dave Miley/Rick Burleson	79-64	.552	-
COL	Bucky Dent	76-68	.528	3.5
TOL	Larry Parrish	65-78	.455	14.0
IND	Cecil Cooper	64-78	.451	14.5

South Division

Team	Manager	W-L	Pct.	GB
DUR	Bill Evers	73-67	.521	-
CHA	Nick Capra	74-70	.514	1.0
NOR	Bobby Floyd	67-76	.469	7.5
RMD	Pat Kelly	64-79	.448	10.5

Playoffs - PAW def. OTT 3-2; DUR def. LOU 3-1. DUR def. PAW 3-0 in finals.

----- 2006 -----

North Division

Team	Manager	W-L	Pct.	GB
SWB	John Russell	84-58	.592	-
ROC*	Stan Cliburn	79-64	.552	5.5
BUF	Torey Lovullo	73-68	.518	10.5
OTT	Dave Trembley	74-69	.517	10.5
PAW	Ron Johnson	69-75	.479	16.0
SYR	Mike Basso	64-79	.448	20.5

West Division

Team	Manager	W-L	Pct.	GB
IND	Trent Jewett	76-66	.535	-
TOL	Larry Parrish	76-66	.535	-
LOU	Rick Sweet	75-68	.524	1.5
COL	Dave Miley	69-73	.486	7.0

South Division

Team	Manager	W-L	Pct.	GB
CHA	Razor Shines	79-62	.560	-
DUR	John Tamargo	64-78	.451	15.5
NOR	Ken Oberkfell	57-84	.404	22.0
RMD	Brian Snitker	57-86	.399	23.0

Playoffs - TOL def. IND for division. TOL def. CHA 3-1; ROC def. SWB 3-1. TOL def. ROC 3-2 in finals. TUC def. TOL 5-2 in Bricktown Showdown.

----- 2004 -----

North Division

Team	Manager	W-L	Pct.	GB
BUF	Marty Brown	83-61	.576	-
PAW	Buddy Bailey	73-71	.507	10.0
ROC	Phil Roof	73-71	.507	10.0
SWB	Marc Bombard	69-73	.486	13.0
OTT	Tim Leiper	66-78	.458	17.0
SYR	Marty Pevey	66-78	.458	17.0

West Division

Team	Manager	W-L	Pct.	GB
COL	Bucky Dent	80-64	.556	-
LOU	Rick Burleson	67-77	.465	13.0
IND	Cecil Cooper	66-78	.458	14.0
TOL	Larry Parrish	65-78	.455	14.5

South Division

Team	Manager	W-L	Pct.	GB
RMD	Pat Kelly	79-62	.560	-
DUR*	Bill Evers	77-67	.535	3.5
NOR	John Stearns	72-72	.500	8.5
CHA	Nick Capra	68-74	.479	11.5

Playoffs - BUF def. DUR 3-2; RMD def. COL 3-2. BUF def. RMD 3-1 in finals.

----- 2007 -----

North Division

Team	Manager	W-L	Pct.	GB
SWB	Dave Miley	84-59	.587	-
ROC	Stan Cliburn	77-67	.535	7.5
BUF	Torey Lovullo	75-67	.528	8.5
PAW	Ron Johnson	67-75	.472	16.5
SYR	Doug Davis	64-80	.444	20.5
OTT	John Russell	55-88	.385	29.0

West Division

Team	Manager	W-L	Pct.	GB
TOL	Mike Rojas	82-61	.573	-
LOU	Rick Sweet	74-70	.514	8.5
IND	Trent Jewett	70-73	.490	12.0
COL	John Stearns	64-80	.444	18.5

South Division

Team	Manager	W-L	Pct.	GB
DUR	Charlie Montoyo	80-63	.559	-
RMD*	Dave Brundage	77-64	.546	2.0
NOR	Gary Allenson	69-74	.483	11.0
CHA	Marc Bombard	63-80	.441	17.0

Playoffs - DUR def. TOL 3-0; RMD def. SWB 3-1. RMD def. DUR 3-2 in finals. SAC def. RMD 7-1 in Bricktown Showdown.

INTERNATIONAL LEAGUE STANDINGS (2007-2012)

----- 2008 -----

North Division

Team	Manager	W-L	Pct.	GB
SWB	Dave Miley	88-56	.611	-
PAW*	Ron Johnson	85-58	.594	2.5
ROC	Stan Ciliburn	74-70	.514	14.0
SYR	Doug Davis	69-73	.486	18.0
BUF	Torey Lovullo	66-77	.462	21.5
LHV	Dave Huppert	55-89	.382	33.0

West Division

Team	Manager	W-L	Pct.	GB
LOU	Rick Sweet	88-56	.611	-
TOL	Larry Parrish	75-69	.521	13.0
COL	Tim Foli	69-73	.486	18.0
IND	Trent Jewett	68-76	.472	20.0

South Division

Team	Manager	W-L	Pct.	GB
DUR	Charlie Montoyo	74-70	.514	-
NOR	Gary Allenson	64-78	.451	9.0
CHA	Marc Bombard	63-78	.447	9.5
RMD	Dave Brundage	63-78	.447	9.5

Playoffs - DUR def. LOU 3-1; SWB def.

PAW 3-1. SWB def. DUR 3-1 in finals. SAC def. SWB 4-1 in Bricktown Showdown.

----- 2011 -----

North Division

Team	Manager	W-L	Pct.	GB
PAW	Arnie Beyeler	81-61	.570	-
LHV*	Ryne Sandberg	80-64	.556	2.0
SWB	Dave Miley	73-69	.514	8.0
SYR	Randy Knorr	66-74	.471	14.0
BUF	Tim Teufel	61-82	.427	20.5
ROC	Tom Nieto	53-91	.368	29.0

West Division

Team	Manager	W-L	Pct.	GB
COL	Mike Sarbaugh	88-56	.611	-
IND	Dean Treanor	76-68	.528	12.0
LOU	Rick Sweet	73-71	.507	15.0
TOL	Phil Nevin	67-77	.465	21.0

South Division

Team	Manager	W-L	Pct.	GB
DUR	Charlie Montoyo	80-62	.563	-
GWN	Dave Brundage	78-65	.545	2.5
CHA	Joe McEwing	69-74	.483	11.5
NOR	Gary Allenson	56-87	.392	24.5

Playoffs - COL def. DUR 3-0; LHV def. PAW

3-0. COL def. LHV 3-1 in finals. COL def. OMA 8-3 in Triple-A Nat'l Championship.

----- 2009 -----

North Division

Team	Manager	W-L	Pct.	GB
SWB	Dave Miley	81-60	.574	-
SYR	Tom Foli	76-68	.528	6.5
LHV	Dave Huppert	71-73	.493	11.5
ROC	Stan Ciliburn	70-74	.486	12.5
PAW	Ron Johnson	61-82	.427	21.0
BUF	Ken Oberkfell	56-87	.392	26.0

West Division

Team	Manager	W-L	Pct.	GB
LOU	Rick Sweet	84-58	.592	-
TOL	Larry Parrish	73-70	.510	11.5
IND	Frank Kremblas	70-73	.490	14.5
COL	Torey Lovullo	57-85	.401	27.0

South Division

Team	Manager	W-L	Pct.	GB
DUR	Charlie Montoyo	83-61	.576	-
GWN*	Dave Brundage	81-63	.563	2.0
NOR	Gary Allenson	71-71	.500	11.0
CHA	Chris Chambliss	67-76	.469	15.5

Playoffs - DUR def. LOU 3-2; SWB def. GWN

3-1. DUR def. SWB 3-0 in finals. DUR def. MEM 5-4 in Triple-A Nat'l Championship.

----- 2012 -----

North Division

Team	Manager	W-L	Pct.	GB
SWB	Dave Miley	84-60	.583	-
PAW*	Arnie Beyeler	79-65	.549	5.0
LHV	Ryne Sandberg	75-68	.524	8.5
ROC	Gene Glynn	72-72	.500	12.0
SYR	Tony Beasley	70-74	.486	14.0
BUF	Wally Backman	67-76	.469	16.5

West Division

Team	Manager	W-L	Pct.	GB
IND	Dean Treanor	89-55	.618	-
COL	Mike Sarbaugh	75-69	.521	14.0
TOL	Phil Nevin	60-84	.417	29.0
LOU	David Bell	51-93	.354	38.0

South Division

Team	Manager	W-L	Pct.	GB
CHA	Joel Skinner	83-61	.576	-
NOR	Ron Johnson	74-70	.514	9.0
DUR	Charlie Montoyo	66-78	.458	17.0
GWN	Dave Brundage	62-82	.431	21.0

Playoffs - PAW def. SWB 3-1; CHA def. IND

3-1. PAW def. CHA 3-0 in finals. REN def. PAW 10-3 in Triple-A Nat'l Championship.

----- 2010 -----

North Division

Team	Manager	W-L	Pct.	GB
SWB	Dave Miley	87-56	.608	-
SYR	Trent Jewett	76-67	.531	11.0
BUF	Ken Oberkfell	76-68	.528	11.5
PAW	Torey Lovullo	66-78	.458	21.5
LHV	Dave Huppert	58-86	.403	29.5
ROC	Tom Nieto	49-95	.340	38.5

West Division

Team	Manager	W-L	Pct.	GB
LOU	Rick Sweet	79-64	.552	-
COL*	Mike Sarbaugh	79-65	.549	0.5
IND	Frank Kremblas	71-73	.493	8.5
TOL	Larry Parrish	70-73	.490	9.0

South Division

Team	Manager	W-L	Pct.	GB
DUR	Charlie Montoyo	88-55	.615	-
GWN	Dave Brundage	72-71	.503	16.0
CHA	Chris Chambliss	67-77	.465	21.5
NOR	Gary Allenson	67-77	.465	21.5

Playoffs - DUR def. LOU 3-2; COL def. SWB

3-1. COL def. DUR 3-1 in finals. COL def. TUC 12-6 in Triple-A Nat'l Championship.

----- 2013 -----

North Division

Team	Manager	W-L	Pct.	GB
PAW	Gary DiSarcina	80-63	.559	-
ROC*	Gene Glynn	77-67	.535	3.5
BUF	Marty Brown	74-70	.514	6.5
LHV	Dave Brundage	72-72	.500	8.5
SWB	Dave Miley	68-76	.472	12.5
SYR	Tony Beasley	66-78	.458	14.5

West Division

Team	Manager	W-L	Pct.	GB
IND	Dean Treanor	80-64	.556	-
COL	Chris Tremie	71-73	.493	9.0
LOU	Jim Riggleman	69-75	.479	11.0
TOL	Phil Nevin	61-83	.424	19.0

South Division

Team	Manager	W-L	Pct.	GB
DUR	Charlie Montoyo	87-57	.604	-
NOR	Ron Johnson	77-67	.535	10.0
CHA	Joel Skinner	65-78	.455	21.5
GWN	Randy Ready	60-84	.417	27.0

Playoffs - DUR def. IND 3-0; PAW def. ROC

3-2. DUR def. PAW 3-1 in finals. OMA def. DUR 2-1 in Triple-A Nat'l Championship.

INTERNATIONAL LEAGUE STANDINGS (2013-2018)

----- 2014 -----

North Division

Team	Manager	W-L	Pct.	GB
SYR	Billy Gardner, Jr.	81-62	.566	-
PAW*	Kevin Boles	79-65	.549	2.5
BUF	Gary Allenson	77-66	.538	4.0
ROC	Gene Glynn	77-67	.535	4.5
SWB	Dave Miley	68-76	.472	13.5
LHV	Dave Brundage	66-78	.458	15.5

West Division

Team	Manager	W-L	Pct.	GB
COL	Chris Tremie	79-65	.549	-
IND	Dean Treanor	73-71	.507	6.0
TOL	Larry Parrish	69-74	.483	9.5
LOU	Jim Riggelman	68-75	.476	10.5

South Division

Team	Manager	W-L	Pct.	GB
DUR	Charlie Montoyo	75-69	.521	-
GWN	Brian Snitker	65-77	.458	9.0
NOR	Ron Johnson	65-79	.451	10.0
CHA	Joel Skinner	63-81	.438	12.0

Playoffs - DUR def. COL 3-1; PAW def. SYR 3-0. PAW def. DUR 3-2 in finals. OMA def. PAW 4-2 in Triple-A Nat'l Championship.

----- 2015 -----

North Division

Team	Manager	W-L	Pct.	GB
SWB	Dave Miley	81-63	.563	-
ROC	Mike Quade	77-67	.535	4.0
BUF	Gary Allenson	68-76	.472	13.0
SYR	Billy Gardner, Jr.	66-78	.458	15.0
LHV	Dave Brundage	63-81	.438	18.0
PAW	Kevin Boles	59-85	.410	22.0

West Division

Team	Manager	W-L	Pct.	GB
COL	Chris Tremie	83-61	.576	-
IND*	Dean Treanor	83-61	.576	-
LOU	Delino DeShields	64-80	.444	19.0
TOL	Larry Parrish	61-83	.424	22.0

South Division

Team	Manager	W-L	Pct.	GB
NOR	Ron Johnson	78-66	.542	-
GWN	Brian Snitker	77-67	.535	1.0
CHA	Joel Skinner	74-70	.514	4.0
DUR	Jared Sandberg	74-70	.514	4.0

Playoffs - COL def. NOR 3-2; IND def. SWB 3-0. COL def. IND 3-2 in finals. FRE def. COL 7-0 in Triple-A Nat'l Championship.

----- 2016 -----

North Division

Team	Manager	W-L	Pct.	GB
SWB	Al Pedrique	91-52	.636	-
LHV*	Dave Brundage	85-58	.594	6.0
ROC	Mike Quade	81-63	.563	10.5
PAW	Kevin Boles	74-68	.521	16.5
BUF	Gary Allenson	66-78	.458	25.5
SYR	Billy Gardner Jr.	61-82	.427	30.0

West Division

Team	Manager	W-L	Pct.	GB
COL	Chris Tremie	82-62	.569	-
LOU	Delino DeShields	71-73	.493	11.0
IND	Dean Treanor	70-74	.486	12.0
TOL	Lloyd McClendon	68-76	.472	14.0

South Division

Team	Manager	W-L	Pct.	GB
GWN	John Moses	65-78	.455	-
CHA	Julio Vinas	65-79	.451	0.5
DUR	Jared Sandberg	64-80	.444	1.5
NOR	Ron Johnson	62-82	.431	3.5

Playoffs - GWN def. COL 3-1; SWB def. LHV 3-0. SWB def. GWN 3-1 in finals. SWB def. ELP 3-1 in Triple-A Nat'l Championship.

----- 2017 -----

North Division

Team	Manager	W-L	Pct.	GB
SWB	Al Pedrique	86-55	.610	--
LHV*	Dusty Wathan	80-62	.563	6.5
ROC	Mike Quade	80-62	.563	6.5
PAW	Kevin Boles	67-75	.472	19.5
BUF	Bobby Meacham	65-76	.461	21.0
SYR	Billy Gardner Jr.	54-87	.383	32.0

West Division

Team	Manager	W-L	Pct.	GB
IND	Andy Barkett	79-63	.556	--
COL	Chris Tremie	71-71	.500	8.0
TOL	Mike Rojas	70-71	.496	8.5
LOU	Delino DeShields	56-86	.394	23.0

South Division

Team	Manager	W-L	Pct.	GB
DUR	Jared Sandberg	86-56	.606	--
GWN	Damon Berryhill	71-71	.500	15.0
NOR	Ron Johnson	66-76	.465	20.0
CHA	Mark Grudzielanek	61-81	.430	25.0

Playoffs - DUR def. IND 3-1; SWB def. LHV 3-1. DUR def. SWB 3-1 in finals. DUR def. MEM 5-3 in Triple-A Nat'l Championship.

----- 2018 -----

North Division

Team	Manager	W-L	Pct.	GB
LHV	Gary Jones	84-56	.600	--
SWB	Bobby Mitchell	73-65	.529	10.0
PAW	Kevin Boles	66-73	.475	17.5
ROC	Joel Skinner	64-76	.457	20.0
SYR	Randy Knorr	64-76	.457	20.0
BUF	Bobby Meacham	61-77	.442	22.0

West Division

Team	Manager	W-L	Pct.	GB
TOL	Doug Mientkiewicz	73-66	.525	--
COL	Chris Tremie	73-67	.521	0.5
IND	Brian Esposito	73-67	.521	0.5
LOU	P. Kelly/D. Schofield	61-76	.445	11.0

South Division

Team	Manager	W-L	Pct.	GB
DUR	Jared Sandberg	79-60	.568	--
GWN	Damon Berryhill	70-69	.504	9.0
NOR	Ron Johnson	69-71	.493	10.5
CHA	Mark Grudzielanek	64-75	.460	15.0

Playoffs - SWB def. LHV 3-1; DUR def. TOL 3-1. DUR def. SWB 3-2 in finals. MEM def. DUR 14-4 in Triple-A Nat'l Championship.

----- 2019 -----

North Division

Team	Manager	W-L	Pct.	GB
SWB	Jay Bell	76-65	.539	--
SYR	Tony DeFrancesco	75-66	.532	1.0
BUF	Bobby Meacham	71-69	.507	4.5
ROC	Joel Skinner	70-70	.500	5.5
LHV	Gary Jones	66-74	.471	9.5
PAW	Billy McMillon	59-81	.421	16.5

West Division

Team	Manager	W-L	Pct.	GB
COL	Brian Mansolino	81-59	.579	--
IND	Brian Esposito	66-74	.471	15.0
TOL	Doug Mientkiewicz	66-74	.471	15.0
LOU	Jody Davis	59-81	.421	22.0

South Division

Team	Manager	W-L	Pct.	GB
GWN	Damon Berryhill	80-59	.576	--
CHA	Mark Grudzielanek	75-64	.540	5.0
DUR	Brady Williams	75-64	.540	5.0
NOR	Gary Kendall	60-79	.432	20.0

Playoffs - SWB def. SYR in North TB; DUR def. SWB 3-0; COL def. GWN 3-1. COL def. DUR 3-0 in finals. SAC def. COL 4-0 in Triple-A Nat'l Championship.

LOUISVILLE VS. IL OPPONENTS SINCE 1982

BUFFALO				
Year	Home	Away	Total	Pct.
1985	5-8	9-4	14-12	.538
1986	6-7	8-5	14-12	.538
1987	6-4	3-7	9-11	.450
1988	2-7	1-8	3-15	.167
1989	4-5	3-6	7-11	.389
1990	5-4	4-5	9-9	.500
1991	4-5	3-6	7-11	.389
1992	6-6	3-9	9-15	.375
1993	5-7	4-8	9-15	.375
1994	10-2	6-6	16-8	.667
1995	6-6	2-10	8-16	.333
1996	1-11	4-8	5-19	.208
1997	6-6	2-10	8-16	.333
1998	3-1	2-2	5-3	.625
1999	3-1	1-3	4-4	.500
2000	3-1	1-3	4-4	.500
2001	2-2	2-2	4-4	.500
2002	0-4	2-2	2-6	.250
2003	4-0	1-3	5-3	.625
2004	1-3	2-2	3-5	.375
2005	1-3	0-4	1-7	.125
2006	3-1	1-3	4-4	.500
2007	2-2	1-3	3-5	.375
2008	1-3	4-0	5-3	.625
2009	3-1	2-2	5-3	.625
2010	2-2	1-3	3-5	.375
2011	2-2	2-2	4-4	.500
2012	3-1	1-3	4-4	.500
2013	1-3	2-2	3-5	.375
2014	2-2	1-3	3-5	.375
2015	2-2	2-1	4-3	.571
2016	0-3	1-3	1-6	.143
2017	1-3	2-1	3-4	.429
2018	2-1	1-0*	3-1	.750
2019	1-2	1-2	2-4	.333
TOTALS	108-121	85-141	193-262	.472

vs. BUF @ Louisville Slugger Field*: 37-41 (.474)
 vs. BUF @ Coca-Cola Field (1998): 64-125 (.339)

* LOU's 2018 "road" win took place at Louisville Slugger Field in a postponed game made up at LSF.

PLAYOFFS VS. BUFFALO

Year	Home	Away	Total	Pct.
1995	1-1	2-1	3-2	.600

CHARLOTTE

Year	Home	Away	Total	Pct.
1998	5-1	3-3	8-4	.667
1999	1-5	4-2	5-7	.417
2000	3-3	3-3	6-6	.500
2001	4-2	5-1	9-3	.750
2002	5-1	4-2	9-3	.750
2003	3-3	2-4	5-7	.417
2004	2-4	4-2	6-6	.500
2005	4-2	3-3	7-5	.583
2006	1-5	2-4	3-9	.250
2007	2-4	4-2	6-6	.500
2008	3-1	3-1	6-2	.750
2009	3-1	2-2	5-3	.625
2010	4-0	3-1	7-1	.875
2011	3-1	1-3	4-4	.500
2012	2-2	0-4	2-6	.250
2013	2-2	2-2	4-4	.500
2014	2-2	2*-2	4-4	.500
2015	2-2	1-3	3-5	.375
2016	6-0	2-1	8-1	.888
2017	1-6	1-2	2-8	.200
2018	2-1	2-2	4-3	.429
2019	2-1	1-6	3-7	.300
TOTALS	62-49	54-55	116-104	.559

vs. CHA @ Louisville Slugger Field: 57*-43 (.570)
 vs. CHA @ BB&T Ballpark (2014): 9-15 (.375)

* Note: One of LOU's 2014 "road" wins was a postponed road game made up at LSF.

COLUMBUS				
Year	Home	Away	Total	Pct.
1988	0-2	2-1	2-3	.400
1989	0-2	3-0	3-2	.600
1990	0-2	1-2	1-4	.200
1991	0-3	1-1	1-4	.200
1998	6-2	4-4	10-6	.625
1999	3-5	2-6	5-11	.313
2000	8-0	3-5	11-5	.688
2001	7-1	4-4	11-5	.688
2002	4-4	5-3	9-7	.563
2003	6-2	5-3	11-5	.688
2004	4-4	1-7	5-11	.313
2005	4-4	4-4	8-8	.500
2006	4-4	1-7	5-11	.313
2007	5-3	5-3	10-6	.625
2008	7-4	8-2	15-6	.714
2009	8-3	7-3	15-6	.714
2010	5-5	2-9	7-14	.333
2011	9-2	3-7	12-9	.571
2012	5-5	2-9	7-14	.333
2013	5-6	4-6	9-12	.429
2014	5-6	4-6	9-12	.429
2015	4-7	1-10	5-17	.227
2016	6-6	6-5	12-11	.522
2017	6-7	7-5	13-12	.520
2018	4-10	5-5	9-15	.375
2019	6-5	5-8	11-13	.458
TOTALS	121-104	95-125	216-229	.485

vs. COL @ Louisville Slugger Field: 112-88 (.560)
 vs. COL @ Huntington Park (2009): 46-73 (.387)

DURHAM

Year	Home	Away	Total	Pct.
1998	0-6	3-3	3-9	.250
1999	4-2	2-4	6-6	.500
2000	2-4	2-4	4-8	.333
2001	4-2	2-4	6-6	.500
2002	4-2	2-4	6-6	.500
2003	5-1	1-5	6-6	.500
2004	5-1	2-4	7-5	.583
2005	3-3	4-2	7-5	.583
2006	5-1	2-4	7-5	.583
2007	1-5	3-3	4-8	.333
2008	2-2	1-3	3-5	.375
2009	2-2	1-3	3-5	.375
2010	2-2	1-3	3-5	.375
2011	3-1	2-2	5-3	.625
2012	1-3	1-3	2-6	.250
2013	2-2	1-3	3-5	.375
2014	3-1	3-1	6-2	.750
2015	2-4	1-2	3-6	.333
2016	1-1	3-3	4-4	.500
2017	1-2	2-1	3-3	.500
2018	3-4	0-3	3-7	.300
2019	0-3	2-1	2-4	.333
TOTALS	55-54	41-65	96-119	.447

vs. DUR @ Louisville Slugger Field: 51-46 (.526)
 vs. DUR @ Durham Bulls Athletic Park (1995): 41-68 (.376)

PLAYOFFS VS. DURHAM

Year	Home	Away	Total	Pct.
1998	0-2	0-1	0-3	.000
2003	0-2	1-1	1-3	.250
2008	1-1	0-2	1-3	.250
2009	1-2	1-1	2-3	.400
2010	1-1	1-2	2-3	.400
TOTALS	3-8	3-7	6-15	.286

GWINNETT

(Richmond from 1988-08)

Year	Home	Away	Total	Pct.
1988	1-3	1-0	2-3	.400
1989	1-2	1-2	2-4	.333
1990	2-1	1-2	3-3	.500
1991	2-1	0-2	2-3	.400
1998	4-2	2-4	6-6	.500

LOUISVILLE VS. IL OPPONENTS SINCE 1982

GWINNETT (cont.)

Year	Home	Away	Total	Pct.
1999	4-2	3-3	7-5	.583
2000	3-3	5-1	8-4	.667
2001	3-3	4-2	7-5	.583
2002	2-4	2-4	4-8	.333
2003	3-3	4-1	7-4	.636
2004	4-2	5-1	9-3	.750
2005	1-5	3-3	4-8	.333
2006	4-2	4-1	8-3	.727
2007	3-3	1-5	4-8	.333
2008	3-1	1-3	4-4	.500
2009	2-2	2-2	4-4	.500
2010	2-2	3-0	5-2	.714
2011	1-3	2-2	3-5	.375
2012	3-1	1-3	4-4	.500
2013	1-3	3-1	4-4	.500
2014	3-1	2-2	5-3	.625
2015	1-2	3-4	4-6	.400
2016	2-2	2-1	4-3	.571
2017	3-0	0-4	3-4	.429
2018	3-0	0-3	3-3	.500
2019	3-4	1-2	4-6	.400
TOTALS	64-57	56-58	120-115	.511

vs. RIC/GWN @ Louisville Slugger Field: 50-46 (.521)

vs. GWN @ Louisville Slugger Field: 24-20 (.545)

vs. GWN @ Coolray Field (2009): 19-24 (.442)

INDIANAPOLIS

Year	Home	Away	Total	Pct.
1982	7-5	7-5	14-10	.583
1983	6-6	6-6	12-12	.500
1984	9-4	6-3	15-7	.682
1985	10-3	7-6	17-9	.654
1986	5-8	4-9	9-17	.346
1987	5-5	6-4	11-9	.550
1988	4-5	3-6	7-11	.389
1989	3-6	3-6	6-12	.333
1990	8-1	6-3	14-4	.778
1991	3-6	3-6	6-12	.333
1992	9-3	5-7	14-10	.583
1993	7-5	2-10	9-15	.375
1994	8-3	5-7	13-10	.565
1995	6-6	2-10	8-16	.333
1996	6-6	*4-8	10-14	.417
1997	6-6	1-11	7-17	.292
1998	2-6	3-5	5-11	.313
1999	3-5	4-4	7-9	.438
2000	1-7	2-6	3-13	.188
2001	4-4	6-2	10-6	.625
2002	5-3	4-4	9-7	.563
2003	4-4	5-3	9-7	.563
2004	4-4	3-5	7-9	.438
2005	3-5	5-3	8-8	.500
2006	3-5	5-3	8-8	.500
2007	6-2	4-4	10-6	.625
2008	6-5	6-5	12-10	.545
2009	8-3	7-4	15-7	.682
2010	5-6	7-4	12-10	.545
2011	5-6	7-4	12-10	.545
2012	3-8	1-10	4-18	.182
2013	7-4	6-5	13-9	.591
2014	5-6	7-4	12-10	.545
2015	6-5	8-6	14-11	.560
2016	8-4	6-8	14-12	.538
2017	4-7	4-8	8-15	.348
2018	6-4	4-6	10-10	.500
2019	5-7	4-7	9-14	.391
TOTALS	205-188	178-217	383-405	.486

vs. IND @ Louisville Slugger Field: 98-99 (.497)

vs. IND @ Victory Field (1996): 112-124 (.475)

* Note: IND opened Victory Field in July 1996. LOU went 1-5 in 1996 at Bush Stadium and 3-3 at Victory Field.

PLAYOFFS VS. INDIANAPOLIS

Year	Home	Away	Total	Pct.
1984	2-1	2-1	4-2	.667
1987	2-1	0-2	2-3	.400
1994	0-2	0-1	0-3	.000

1995	2-0	1-0	3-0	1.000
TOTALS	6-4	3-4	9-8	.529

LEHIGH VALLEY (Ottawa from 1998-2007)

Year	Home	Away	Total	Pct.
1998	3-1	2-2	5-3	.625
1999	3-1	1-3	4-4	.500
2000	2-2	1-3	3-5	.375
2001	0-4	3-1	3-5	.375
2002	2-2	3-1	5-3	.625
2003	2-2	0-4	2-6	.250
2004	1-3	1-3	2-6	.250
2005	3-1	1-3	4-4	.500
2006	4-1	0-3	4-4	.500
2007	2-2	2-2	4-4	.500
2008	3-1	2-2	5-3	.625
2009	4-0	3-1	7-1	.875
2010	3-1	3-1	6-2	.750
2011	2-2	1-3	3-5	.375
2012	1-3	2-2	3-5	.375
2013	2-2	3-1	5-3	.625
2014	2-2	3-1	5-3	.625
2015	1-2	2-1	3-3	.500
2016	1-3	3-0	4-3	.571
2017	2-1	0-4	2-5	.286
2018	1-2	1-3	2-5	.286
2019	2-1	1-2	3-3	.500
TOTALS	46-39	38-46	84-85	.497

vs. OTT/LHV @ Louisville Slugger Field: 40-37 (.519)

vs. LHV @ Louisville Slugger Field: 24-20 (.545)

vs. LHV @ Coca-Cola Park (2008): 24-21 (.533)

NORFOLK (Tidewater from 1988-91)

Year	Home	Away	Total	Pct.
1988	1-1	1-2	2-3	.400
1989	2-1	1-2	3-3	.500
1990	2-1	1-2	3-3	.500
1991	0-2	1-2	1-4	.200
1998	4-2	3-3	7-5	.583
1999	3-3	1-5	4-8	.333
2000	3-3	2-4	5-7	.417
2001	4-2	1-5	5-7	.417
2002	6-0	3-3	9-3	.750
2003	5-1	2-4	7-5	.583
2004	2-4	2-4	4-8	.333
2005	3-3	2-4	5-7	.417
2006	5-1	4-2	9-3	.750
2007	3-3	4-2	7-5	.583
2008	2-2	3-1	5-3	.625
2009	3-1	0-4	3-5	.375
2010	4-0	2-2	6-2	.750
2011	1-3	2-2	3-5	.375
2012	1-3	4-0	5-3	.625
2013	3-1	3-1	6-2	.750
2014	3-3	2-2	5-5	.500
2015	2-1	3-0	5-1	.833
2016	1-2	3-4	4-6	.400
2017	2-1	1-6	3-7	.300
2018	1-2	1-2	2-4	.333
TOTALS	67-49	54-70	121-119	.504

vs. NOR @ Louisville Slugger Field: 55-39 (.585)

vs. NOR @ Harbor Park (1993): 50-62 (.446)

PAWTUCKET

Year	Home	Away	Total	Pct.
1988	3-0	2-0	5-0	1.000
1989	2-0	1-2	3-2	.600
1990	2-2	0-2	2-4	.333
1991	1-2	0-2	1-4	.200
1998	3-1	1-3	4-4	.500
1999	1-3	1-3	2-6	.250
2000	3-1	0-4	3-5	.375
2001	3-1	3-1	6-2	.750
2002	4-0	2-2	6-2	.750

LOUISVILLE VS. IL OPPONENTS SINCE 1982

PAWTUCKET (cont.)				
Year	Home	Away	Total	Pct.
2003	2-2	3-1	5-3	.625
2004	2-2	4-0	6-2	.750
2005	2-2	2-2	4-4	.500
2006	3-1	2-2	5-3	.625
2007	3-1	1-3	4-4	.500
2008	3-1	2-2	5-3	.625
2009	2-2	2-1	4-3	.571
2010	2-2	2-2	4-4	.500
2011	1-3	2-2	3-5	.375
2012	1-3	4-0	5-3	.625
2013	1-3	0-4	1-7	.125
2014	1-3	1-3	2-6	.250
2015	3-1	1-2	4-3	.571
2016	0-3	1-2	1-5	.167
2017	2-1	*2-1	4-2	.667
2018	1-2	1-2	2-4	.333
2019	1-2	2-2	3-4	.429
TOTALS	52-44	42-50	94-94	
	.542	.457	.500	

vs. PAW @ Louisville Slugger Field: 41-36 (.532)
vs. PAW @ McCoy Stadium (1942): 41-50 (.451)

* Note: One of LOU's 2017 "road" wins was a postponed road game made up at LSF. The ballpark records reflect that game being played at LSF.

ROCHESTER				
Year	Home	Away	Total	Pct.
1988	3-0	1-1	4-1	.800
1989	2-1	1-2	3-3	.500
1990	0-2	3-0	3-2	.600
1991	0-2	1-2	1-4	.200
1998	3-1	2-2	5-3	.625
1999	4-0	3-1	7-1	.875
2000	2-2	2-2	4-4	.500
2001	2-2	2-2	4-4	.500
2002	4-0	2-2	6-2	.750
2003	4-0	2-2	6-2	.750
2004	1-3	1-3	2-6	.250
2005	2-2	2-2	4-4	.500
2006	3-1	2-2	5-3	.625
2007	2-2	3-1	5-3	.625
2008	1-3	2-2	3-5	.375
2009	1-3	2-2	3-5	.375
2010	3-1	2-2	5-3	.625
2011	1-3	2-2	3-5	.375
2012	1-3	1-3	2-6	.250
2013	2-2	1-3	3-5	.375
2014	2-2	1-3	3-5	.375
2015	2-1	1-2	3-3	.500
2016	1-2	3-0	4-2	.667
2017	1-2	1-2	2-4	.333
2018	2-1	2-1	4-2	.667
2019	1-2	2-1	3-3	.500
TOTALS	49-41	46-45	95-86	
	.544	.505	.525	

vs. ROC @ Louisville Slugger Field: 38-37 (.507)
vs. ROC @ Frontier Field (1996): 41-42 (.494)

SCRANTON/WILKES-BARRE (Maine in 1988)				
Year	Home	Away	Total	Pct.
1988	1-1	1-2	2-3	.400
1989	2-1	0-2	2-3	.400
1990	2-1	1-2	3-3	.500
1991	1-1	1-2	2-3	.400
1998	0-4	3-1	3-5	.375
1999	2-2	0-4	2-6	.250
2000	3-1	0-4	3-5	.375
2001	3-1	1-3	4-4	.500
2002	0-4	1-3	1-7	.125
2003	1-3	1-3	2-6	.250
2004	1-3	1-3	2-6	.250
2005	1-3	2-2	3-5	.375
2006	2-2	3-1	5-3	.625
2007	1-3	2-2	3-5	.375
2008	3-1	3-1	6-2	.750
2009	3-1	2-2	5-3	.625
2010	3-1	0-4	3-5	.375
2011	1-3	2-2	3-5	.375
2012	4-0	*2-2	6-2	.750
2013	1-3	3-1	4-4	.500
2014	1-3	3-1	4-4	.500
2015	1-3	2-2	3-5	.375
2016	1-3	2-1	3-4	.429

2017	1-2	1-2	2-4	.333
2018	1-2	1-1	2-3	.400
2019	3-0	2-1	5-1	.833
TOTALS	43-52	40-54	83-106	
	.453	.426	.439	

vs. SWB @ Louisville Slugger Field: 35-42 (.455)
vs. SWB @ PNC Field (1989): 37-50 (.425)

* Note: While PNC Field was closed for renovations in 2012, LOU went 2-1 vs. SWB at Frontier Field in Rochester, NY and 0-1 vs. SWB at Dwyer Stadium in Batavia, NY.

PLAYOFFS VS. SCRANTON/WB				
Year	Home	Away	Total	Pct.
2001	1-0	0-0	*1-0	1.000

* Note: LOU took a 1-0 lead in the 2001 Governor's Cup Finals on September 10, but the remaining games were cancelled following the September 11 terrorist attacks. LOU was declared the series winner.

SYRACUSE				
Year	Home	Away	Total	Pct.
1988	1-1	2-1	3-2	.600
1989	0-3	2-1	2-4	.333
1990	2-1	0-2	2-3	.400
1991	2-1	1-1	3-2	.600
1998	2-2	2-2	4-4	.500
1999	2-2	0-4	2-6	.250
2000	4-0	2-2	6-2	.750
2001	4-0	0-4	4-4	.500
2002	3-1	2-2	5-3	.625
2003	3-1	2-2	5-3	.625
2004	3-1	1-3	4-4	.500
2005	4-0	1-3	5-3	.625
2006	3-1	2-2	5-3	.625
2007	3-1	2-2	5-3	.625
2008	3-1	2-2	5-3	.625
2009	2-2	2-2	4-4	.500
2010	3-1	2-2	5-3	.625
2011	4-0	2-2	6-2	.750
2012	1-2	1-4	2-6	.250
2013	2-2	2-2	4-4	.500
2014	1-3	1-3	2-6	.250
2015	1-2	3-0	4-2	.667
2016	3-0	2-2	5-2	.714
2017	2-1	2-2	4-3	.571
2018	1-2	4-0	5-2	.714
2019	1-2	1-2	2-4	.333
TOTALS	60-33	43-54	103-87	
	.645	.443	.542	

vs. SYR @ Louisville Slugger Field: 51-23 (.689)
vs. SYR @ NBT Bank Stadium (1997) 38-49 (.437)

TOLEDO				
Year	Home	Away	Total	Pct.
1988	3-0	1-1	4-1	.800
1989	2-1	1-0	3-1	.750
1990	2-1	2-0	4-1	.800
1991	0-2	1-2	1-4	.200
1998	6-2	6-2	12-4	.750
1999	5-3	3-5	8-8	.500
2000	5-3	6-2	11-5	.687
2001	6-2	5-3	11-5	.687
2002	6-2	2-6	8-8	.500
2003	4-4	5-3	9-7	.563
2004	5-3	5-3	10-6	.625
2005	4-4	2-6	6-10	.375
2006	3-5	4-4	7-9	.438
2007	6-2	3-5	9-7	.562
2008	7-3	7-4	14-7	.667
2009	4-6	7-3	11-9	.550
2010	5-6	8-2	13-8	.619
2011	7-3	5-6	12-9	.571
2012	3-8	4-6	7-14	.333
2013	6-4	5-6	11-10	.524
2014	3-6	4-7	7-13	.350
2015	6-4	3-7	9-11	.450
2016	2-11	4-8	6-19	.240
2017	3-9	3-7	6-16	.273
2018	4-8	7-6	11-14	.440
2019	5-8	5-6	10-14	.417
TOTALS	112-110	108-110	220-220	
	.505	.495	.500	

vs. TOL @ Louisville Slugger Field: 94-101 (.482)
vs. TOL @ Fifth Third Field (2002): 83-95 (.466)

LOUISVILLE ON OPENING NIGHT SINCE 1982

April 3, 1982	R	H	E
Louisville	2	5	2
Evansville	5	7	0

WP: Bruce Robbins (EVA)
LP: Jose Brito (LOU)

April 15, 1983	R	H	E
Iowa	3	9	1
Louisville	4	10	1

WP: Ralph Citarella (LOU)
LP: Reggie Patterson (IOWA)

April 9, 1984	R	H	E
Denver	8	14	2
Louisville	7	10	2

WP: Bert Roberge (DEN)
LP: Terry Clark (LOU)

April 12, 1985	R	H	E
Indianapolis	4	8	1
Louisville	0	6	0

WP: Greg Bargar (IND)
LP: Todd Worrell (LOU)

April 11, 1986	R	H	E
Buffalo	8	12	0
Louisville	4	12	2

WP: Bill Long (BUF)
LP: Greg Mathews (LOU)

April 10, 1987	R	H	E
Iowa	10	12	2
Louisville	8	10	2

WP: Joe Kraemer (IOWA)
LP: Greg Bargar (LOU)

April 7, 1988	R	H	E
Buffalo	4	8	4
Louisville	7	8	0

WP: Gibson Alba (LOU)
LP: Morris Madden (BUF)

April 5, 1989	R	H	E
Louisville	3	7	1
Buffalo	8	14	1

WP: Bob Patterson (BUF)
LP: Ken Hill (LOU)

April 14, 1990	R	H	E
Louisville	5	9	0
Oklahoma City	0	2	1

WP: Omar Olivares (LOU)
LP: David Miller (OKC)

April 10, 1991	R	H	E
Iowa	4	9	2
Louisville	3	9	0

WP: Lance Dickson (IOWA)
LP: Stan Clarke (LOU)

April 9, 1992	R	H	E
Iowa	4	11	0
Louisville	3	9	0

WP: John Salles (IOWA)
LP: Mark Clark (LOU)

April 8, 1993	R	H	E
Oklahoma City	1	4	1
Louisville	8	9	0

WP: Allen Watson (LOU)
LP: Terry Burrows (OKC)

April 7, 1994	R	H	E
Louisville	3	7	0
Iowa	5	7	2

WP: Mike Walker (IOWA)
LP: Brian Barber (LOU)

April 6, 1995	R	H	E
Indianapolis	4	8	0
Louisville	3	7	0

WP: Rich Sauveur (IND)
LP: Gary Buckels (LOU)

April 4, 1996	R	H	E
Indianapolis	4	3	5
Louisville	5	9	2

WP: Rich Batchelor (LOU)
LP: Scott Service (IND)

April 3, 1997	R	H	E
Indianapolis	3	8	2
Louisville	10	5	0

WP: Sean Lowe (LOU)
LP: Roger Salkeld (IND)

April 9, 1998	R	H	E
Columbus	5	8	1
Louisville	9	9	0

WP: Bobby Chouinard (LOU)
LP: Wilson Herdia (COL)

April 8, 1999	R	H	E
Columbus	6	8	0
Louisville	5	10	2

WP: Dave Pavlas (COL)
LP: Al Reyes (LOU)

April 6, 2000	R	H	E
Louisville	12	16	2
Norfolk	10	17	1

WP: Ted Rose (LOU)
LP: Richie Lewis (NOR)

April 5, 2001	R	H	E
Columbus	4	9	1
Louisville	5	8	0

WP: Hector Mercado (LOU)
LP: Kevin Lovingier (COL)

April 4, 2002	R	H	E
Toledo	0	10	0
Louisville	2	8	0

WP: Jared Fernandez (LOU)
LP: Tim Kalita (TOL)

April 3, 2003	R	H	E
Louisville	1	6	1
Toledo	6	9	0

WP: Seth Greisinger (TOL)
LP: Chris Reitsma (LOU)

April 8, 2004	R	H	E
Louisville	0	2	2
Richmond	2	3	0

WP: Travis Smith (RIC)
LP: Matt Belisle (LOU)

April 7, 2005	R	H	E
Ottawa	4	11	2
Louisville	5	9	0

WP: Tom Shearn (LOU)
LP: Aaron Rakers (OTT)

April 6, 2006	R	H	E
Louisville	1	5	0
Ottawa	4	9	0

WP: Kurt Birkins (OTT)
LP: Justin Germano (LOU)

April 5, 2007	R	H	E
Toledo	4	13	0
Louisville	5	8	0

WP: Brad Salmon (LOU)
LP: Corey Hamman (TOL)

April 3, 2008	R	H	E
Louisville	0	4	0
Syracuse	2	7	0

WP: David Purcey (SYR)
LP: Homer Bailey (LOU)

April 9, 2009	R	H	E
Columbus	12	14	0
Louisville	4	5	3

WP: David Huff (COL)
LP: Homer Bailey (LOU)

April 8, 2010	R	H	E
Louisville	5	9	1
Toledo	3	10	0

WP: Sam LeCure (LOU)
LP: Ruddy Lugo (TOL)

April 7, 2011	R	H	E
Toledo	11	15	0
Louisville	6	11	1

WP: Fu-Te Ni (TOL)
LP: Daniel Ray Herrera (LOU)

April 5, 2012	R	H	E
Louisville	5	7	1
Columbus	4	8	0

WP: Ron Mahay (LOU)
LP: Chris Ray (COL)

April 4, 2013	R	H	E
Toledo	3	3	1
Louisville	4	6	1

WP: Tony Cingrani (LOU)
LP: Luis Marté (TOL)

April 4, 2014	R	H	E
Louisville	3	9	1
Toledo	1	6	1

WP: Jeff Francis (LOU)
LP: Kyle Lobstein (TOL)

April 9, 2015	R	H	E
Toledo	13	18	0
Louisville	0	2	0

WP: Buck Farmer (TOL)
LP: David Holmberg (LOU)

April 7, 2016	R	H	E
Louisville	2	8	2
Toledo	10	7	0

WP: Matt Boyd (TOL)
LP: A.J. Morris (LOU)

April 6, 2017	R	H	E
Columbus	3	13	0
Louisville	2	8	1

WP: Tyler Olson (COL)
LP: Alejandro Chacin (LOU)

April 6, 2018	R	H	E
Toledo	6	10	1
Louisville	4	9	0

WP: Victor Alcántara (TOL)
LP: Robert Stephenson (LOU)

April 4, 2019	R	H	E
Louisville	5	10	1
Toledo	10	10	3

WP: Zac Reininger (TOL)
LP: Cody Reed (LOU)

OVERALL: 16-22 • HOME: 11-13 • AWAY: 5-9

OPPONENTS



Braves top outfield prospect, Drew Waters, reached the Triple-A level in 2019, batting .271 with a pair of homers and 11 RBI in 26 contests with Gwinnett. The former second-round pick grades out with a 55 hitting, 55 power, 60 run, 60 fielding and 55 arm rating entering 2021, according to Baseball America.

COLUMBUS CLIPPERS

CLUB INFORMATION

Home ParkHuntington Park
 Address 330 Huntington Park Lane
Columbus, OH 43215
 Phone(614) 462-5250
 WebsiteClippersBaseball.com

President & General Manager Ken Schnacke
 Media Relations Joe Santry
 Contact Emailjsantry@clippersbaseball.com
 BroadcasterRyan Mitchell
 Home Radio StationWMNI 95.1 FM and 920 AM

COACHING STAFF

Manager Andy Tracy (Since 2020)
 Record (with Team)N/A
 Record (Triple-A) N/A

Pitching CoachRigo Beltran
 Hitting Coach Jason Esposito
 Bench Coach JT Maguire

2019 HEAD-TO-HEAD MEETINGS (11-13; 6-5 Home, 5-8 Road)

DATE	SITE	W/L	SCORE	DATE	SITE	W/L	SCORE	DATE	SITE	W/L	SCORE
4/8/19	COL	L	1-2 (10)	6/29/19	LOU	W	9-8	8/19/19	COL	L	4-5
4/9/19	COL	W	6-2	6/30/19	LOU	W	7-6	8/20/19	COL	L	0-5
4/10/19	COL	W	8-0	7/4/19	COL	W	7-0	8/21/19	COL	L	2-5
4/15/19	LOU	L	3-4	7/5/19	COL	L	4-6	8/22/19	COL	L	2-6
4/16/19	LOU	W	9-7	7/6/19	COL	L	2-7	8/26/19	LOU	W	9-0
4/17/19	LOU	L	5-9	7/7/19	COL	L	3-4	8/27/19	LOU	W	6-0
4/18/19	LOU	L	5-8 (8)	7/31/19	COL	W	11-8 (11)	8/28/19	LOU	W	9-5
6/28/19	LOU	L	3-6	8/1/19	COL	W	8-5	8/29/19	LOU	L	1-9

2021 SCHEDULE

DATE	SITE
5/4.....	LOU
5/5.....	LOU
5/6.....	LOU
5/7.....	LOU
5/8.....	LOU
5/9.....	LOU

CLEVELAND INDIANS TOP 10 PROSPECTS (BASEBALL AMERICA)

PLAYER	POS	PLAYER	POS
1. Triston McKenzie	RHP	6. George Valera	OF
2. Nolan Jones.....	3B	7. Gabriel Arias.....	SS
3. Andres Gimenez.....	SS/2B	8. Brayan Rocchio	SS
4. Tyler Freeman	SS	9. Daniel Espino	RHP
5. Bo Naylor.....	C	10. Ethan Hankins	RHP



GWINNETT STRIPERS

CLUB INFORMATION

Home Park Coolray Field
 Address 2500 Buford Drive
 Lawrenceville, GA 30043
 Phone (678) 277-0300
 Website GoStrippers.com

Vice President & General Manager Adam English
 Media Relations Dave Lezotte
 Contact Email dave.lezotte@braves.com
 Broadcaster Dave Lezotte
 Home Radio Station My Country 993

COACHING STAFF

Manager Matt Tuiasosopo (Since 2021)
 Record (with Team) N/A
 Record (Triple-A) N/A

Pitching Coach Mike Maroth
 Hitting Coach Carlos Mendez
 Coach Wigberto Nevarez

2019 HEAD-TO-HEAD MEETINGS (4-6; 3-4 Home, 1-2 Road)

DATE	SITE	W/L	SCORE	DATE	SITE	W/L	SCORE	DATE	SITE	W/L	SCORE
4/11/19	LOU	W	7-6	6/18/19	GWN	L	3-5 (10)	7/23/19	LOU	W	2-1
4/12/19	LOU	L	7-9	6/19/19	GWN	W	9-5	7/24/19	LOU	L	1-6
4/13/19	LOU	W	3-2	6/20/19	GWN	L	6-7	7/25/19	LOU	L	4-5
4/14/19	LOU	L	4-7								

2021 SCHEDULE

DATE	SITE	DATE	SITE
5/11	LOU	8/17	GWN
5/12	LOU	8/18	GWN
5/13	LOU	8/19	GWN
5/14	LOU	8/20	GWN
5/15	LOU	8/21	GWN
5/16	LOU	8/22	GWN

ATLANTA BRAVES TOP 10 PROSPECTS (BASEBALL AMERICA)

PLAYER	POS	PLAYER	POS
1. Cristian Pache	OF	6. William Contreras	C
2. Ian Anderson	RHP	7. Kyle Muller	LHP
3. Drew Waters	OF	8. Braden Shewmake	SS
4. Shea Langeliers	C	9. Jared Shuster	LHP
5. Bryse Wilson	RHP	10. Tucker Davidson	LHP



INDIANAPOLIS INDIANS

CLUB INFORMATION

Home Park Victory Field
 Address 501 West Maryland Street
 Indianapolis, IN 46225
 Phone (317) 269-3542
 Website IndyIndians.com

President & General Manager Randy Lewandowski
 Media Relations Cheyne Reiter
 Broadcasters Howard Kellman
 Andrew Kappes, Cheyne Reiter
 Home Radio Station Fox Sports 1260 AM

COACHING STAFF

Manager Brian Esposito (Since 2018)
 Record (with Team) 139-141 (.496)
 Record (Triple-A) 139-141 (.496)

Pitching Coach Joel Hanrahan
 Hitting Coach Jon Nunnally
 Coach Gustavo Omana

2019 HEAD-TO-HEAD MEETINGS (9-14; 5-7 Home, 4-7 Road)

DATE	SITE	W/L	SCORE	DATE	SITE	W/L	SCORE	DATE	SITE	W/L	SCORE
4/19	IND	W	3-2	5/22	LOU	L	3-4 (10)	7/2	LOU	W	6-1
4/20	IND	W	3-1 (10)	5/23	LOU	L	7-8	7/3	LOU	W	7-6
4/21	IND	L	1-2 (11)	6/3	LOU	L	6-7 (10)	8/23	IND	L	2-5
5/2	IND	L	3-5	6/4	LOU	W	7-6	8/24	IND	L	0-7
5/3	IND	L	5-7	6/5	LOU	L	2-5 (8)	8/25	LOU	W	3-2
5/4	IND	W	6-3	6/24	IND	L	1-3	9/1	LOU	W	8-2
5/5	IND	W	8-0	6/25	IND	L	3-8	9/2	LOU	L	0-4
5/21	LOU	L	3-4	7/1	LOU	L	6-7				

2021 SCHEDULE

DATE	SITE	DATE	SITE
6/22	LOU	8/27	IND
6/23	LOU	8/28	IND
6/24	LOU	8/29	IND
6/25	LOU	9/7	LOU
6/26	LOU	9/8	LOU
6/27	LOU	9/9	LOU
8/24	IND	9/10	LOU
8/25	IND	9/11	LOU
8/26	IND	9/12	LOU

PITTSBURGH PIRATES TOP 10 PROSPECTS (BASEBALL AMERICA)

PLAYER	POS	PLAYER	POS
1. Triston McKenzie	RHP	6. George Valera	OF
2. Nolan Jones	3B	7. Gabriel Arias	SS
3. Andres Gimenez	SS/2B	8. Brayan Rocchio	SS
4. Tyler Freeman	SS	9. Daniel Espino	RHP
5. Bo Naylor	C	10. Ethan Hankins	RHP



IOWA CUBS

CLUB INFORMATION

Home Park Principal Park
 Address One Line Drive
 Des Moines, IA 50309
 Phone (515) 243-6111
 Website IowaCubs.com

President & General Manager Sam Bernabe
 Media Relations Colin Connolly
 Contact Email colinc@iowacubs.com
 Broadcaster Alex Cohen
 Home Radio Station 940 AM

COACHING STAFF

Manager Marty Pevey (Since 2013)
 Record (with Team) 479-513 (.483)
 Record (Triple-A) 616-644 (.481)

Pitching Coach Ron Villone
 Hitting Coach Desi Wilson
 Bench Coach Griffin Benedict

2019 HEAD-TO-HEAD MEETINGS (N/A)

DATE	SITE	W/L	SCORE	DATE	SITE	W/L	SCORE	DATE	SITE	W/L	SCORE
------	------	-----	-------	------	------	-----	-------	------	------	-----	-------

2021 SCHEDULE

DATE	SITE
7/27.....	IOW
7/28.....	IOW
7/29.....	IOW
7/30.....	IOW
7/31.....	IOW
8/1.....	IOW

CHICAGO CUBS TOP 10 PROSPECTS (BASEBALL AMERICA)

PLAYER	POS
1. Brailyn Marquez.....	LHP
2. Brennan Davis.....	OF
3. Miguel Amaya.....	C
4. Ed Howard.....	SS
5. Adbert Alzolay.....	RHP

PLAYER	POS
6. Kohl Franklin.....	RHP
7. Ryan Jensen.....	RHP
8. Christopher Morel.....	3B
9. Chase Strumpf.....	2B
10. Riley Thompson.....	RHP



MEMPHIS REDBIRDS

CLUB INFORMATION

Home Park AutoZone Park
 Address 198 Union Avenue
 Memphis, Tennessee 38103
 Phone (901) 721-6000
 Website MemphisRedbirds.com

President & General Manager Craig Unger
 Media Relations TBD
 Contact Email TBD
 Broadcaster TBD
 Home Radio Station TBD

COACHING STAFF

Manager Ben Johnson (Since 2019)
 Record (with Team)69-71 (.493)
 Record (Triple-A)69-71 (.493)

Pitching Coach Dernier Orozco
 Hitting Coach Brandon Allen

2019 HEAD-TO-HEAD MEETINGS (N/A)

DATE	SITE	W/L	SCORE	DATE	SITE	W/L	SCORE	DATE	SITE	W/L	SCORE
------	------	-----	-------	------	------	-----	-------	------	------	-----	-------

2021 SCHEDULE

DATE	SITE	DATE	SITE
5/18.....	MEM	7/20.....	LOU
5/19.....	MEM	7/21.....	LOU
5/20.....	MEM	7/22.....	LOU
5/21.....	MEM	7/23.....	LOU
5/22.....	MEM	7/24.....	LOU
5/23.....	MEM	7/25.....	LOU
7/6.....	LOU	9/14.....	MEM
7/7.....	LOU	9/15.....	MEM
7/8.....	LOU	9/16.....	MEM
7/9.....	LOU	9/17.....	MEM
7/10.....	LOU	9/18.....	MEM
7/11.....	LOU	9/19.....	MEM

ST. LOUIS CARDINALS TOP 10 PROSPECTS (BASEBALL AMERICA)

PLAYER	POS	PLAYER	POS
1. Dylan Carlson.....	OF	6. Jordan Walker.....	3B
2. Matthew Liberatore.....	LHP	7. Kwang Hyun Kim.....	LHP
3. Nolan Gorman.....	3B	8. Andrew Knizner.....	C
4. Ivan Herrera.....	C	9. Lane Thomas.....	OF
5. Zack Thompson.....	LHP	10. Johan Oviedo.....	RHP



NASHVILLE SOUNDS

CLUB INFORMATION

Home Park First Horizon Park Address 19 Junior Gillan Way Nashville, TN 37219 Phone (615) 690-4487 Website NashvilleSounds.com	Vice President, Operations Doug Scopel Media Relations Chad Seely Contact Email chads@nashvillesounds.com Broadcaster Jeff Hem Home Radio Station ESPN 94.9
--	---

COACHING STAFF

Manager Rick Sweet (Since 2021) Record (with Team) (2014) 77-67 (.535) Record (Triple-A) 1,456-1,299 (.528)	Pitching Coach Jim Henderson Hitting Coach Al LeBoeuf Coach Ned Yost IV
---	---

2019 HEAD-TO-HEAD MEETINGS (N/A)

DATE	SITE	W/L	SCORE	DATE	SITE	W/L	SCORE	DATE	SITE	W/L	SCORE
------	------	-----	-------	------	------	-----	-------	------	------	-----	-------

2021 SCHEDULE

DATE	SITE	DATE	SITE
6/29.....	NAS	8/10.....	LOU
6/30.....	NAS	8/11.....	LOU
7/1.....	NAS	8/12.....	LOU
7/2.....	NAS	8/13.....	LOU
7/3.....	NAS	8/14.....	LOU
7/4.....	NAS	8/15.....	LOU
7/13.....	NAS	8/31.....	LOU
7/14.....	NAS	9/1.....	LOU
7/15.....	NAS	9/2.....	LOU
7/16.....	NAS	9/3.....	LOU
7/17.....	NAS	9/4.....	LOU
7/18.....	NAS	9/5.....	LOU

MILWAUKEE BREWERS TOP 10 PROSPECTS (BASEBALL AMERICA)

PLAYER	POS	PLAYER	POS
1. Brice Turang.....	SS	6. Freddy Zamora.....	SS
2. Garrett Mitchell.....	OF	7. Mario Feliciano.....	C
3. Hedbert Perez.....	OF	8. Aaron Ashby.....	LHP
4. Antoine Kelly.....	LHP	9. Xavier Warren.....	C
5. Ethan Small.....	LHP	10. Jeferson Quero.....	C



OMAHA STORM CHASERS

CLUB INFORMATION

Home Park Werner Park
 Address 12356 Ballpark Way
 Papillion, NE 68046
 Phone (402) 738-5100
 Website OmahaStormChasers.com

President Martie Cordaro
 Media Relations Tony Boone
 Contact Email tonyb@omahastormchasers.com
 Broadcaster Jake Eisenberg
 Home Radio Station 1180 The Zone

COACHING STAFF

Manager Brian Poldberg (Since 2014)
 Record (with Team) 408-439 (.482)
 Record (Triple-A) 408-439 (.482)

Pitching Coach Dane Johnson
 Hitting Coach Brian Buchanan

2019 HEAD-TO-HEAD MEETINGS (N/A)

DATE	SITE	W/L	SCORE	DATE	SITE	W/L	SCORE	DATE	SITE	W/L	SCORE
------	------	-----	-------	------	------	-----	-------	------	------	-----	-------

2021 SCHEDULE

DATE	SITE
6/15.....	OMA
6/16.....	OMA
6/17.....	OMA
6/18.....	OMA
6/19.....	OMA
6/20.....	OMA

KANSAS CITY ROYALS TOP 10 PROSPECTS (BASEBALL AMERICA)

PLAYER	POS	PLAYER	POS
1. Bobby Witt Jr.	SS	6. Kyle Isbel.....	OF
2. Daniel Lynch.....	LHP	7. Erick Peña.....	OF
3. Asa Lacy.....	LHP	8. Nick Loftin.....	SS
4. Jackson Kowar.....	RHP	9. Jonathan Bowlan.....	RHP
5. Kris Bubic.....	LHP	10. Nick Pratto.....	1B



ST. PAUL SAINTS

CLUB INFORMATION

Home Park CHS Field Address 360 Broadway St. St. Paul, MN 55101 Phone (651) 644-3517 Website SaintsBaseball.com	President & Co-Owner Mike Veeck Media Relations Sean Aronson Contact Email saronson@saintsbaseball.com Broadcaster Sean Aronson, J.W. Cox Home Radio Station KFAN Plus 96.7 FM
---	---

COACHING STAFF

Manager Toby Gardenhire (Since 2021) Record (with Team) N/A Record (Triple-A) N/A	Pitching Coaches Cibney Bellow, Mike McCarthy Hitting Coach Matt Borgschulte Infield Coach Tyler Smarslok
--	--

2019 HEAD-TO-HEAD MEETINGS (N/A)

DATE	SITE	W/L	SCORE	DATE	SITE	W/L	SCORE	DATE	SITE	W/L	SCORE
------	------	-----	-------	------	------	-----	-------	------	------	-----	-------

2021 SCHEDULE

DATE	SITE	DATE	SITE
6/1.....	LOU	8/3.....	STP
6/2.....	LOU	8/4.....	STP
6/3.....	LOU	8/5.....	STP
6/4.....	LOU	8/6.....	STP
6/5.....	LOU	8/7.....	STP
6/6.....	LOU	8/8.....	STP

MINNESOTA TWINS TOP 10 PROSPECTS (BASEBALL AMERICA)

PLAYER	POS	PLAYER	POS
1. Alex Kirilloff	OF/1B	6. Jordan Balazovic	RHP
2. Trevor Larnach	OF	7. Aaron Sabato.....	1B
3. Royce Lewis	SS	8. Matt Canterino	RHP
4. Ryan Jeffers	C	9. Blayne Enlow.....	RHP
5. Jhoan Duran.....	RHP	10. Gilberto Celestino	OF



TOLEDO MUD HENS

CLUB INFORMATION

Home Park Fifth Third Field
 Address 406 Washington Street
 Toledo, OH 43604
 Phone (419) 725-4367
 Website MudHens.com

President & CEO Joe Napoli
 Media Relations Andi Roman
 Contact Email aroman@mudhens.com
 Broadcaster Jim Weber (IL HOF)
 Home Radio Station Fox Sports 1230

COACHING STAFF

Manager Tom Prince (Since 2020)
 Record (with Team) N/A
 Record (Triple-A) N/A

Pitching Coach Doug Bochtler
 Hitting Coach Mike Hessman
 Development Coach C.J. Wamsley

2019 HEAD-TO-HEAD MEETINGS (10-14; 5-8 Home, 5-6 Road)

DATE	SITE	W/L	SCORE	DATE	SITE	W/L	SCORE	DATE	SITE	W/L	SCORE
4/4	TOL	L	5-10	7/30	TOL	L	2-3	6/27	LOU	L	3-4
4/5	TOL	L	3-4 (11)	8/30	TOL	L	0-2	7/11	LOU	L	2-3
4/6	TOL	L	1-3	8/31	TOL	W	2-1	7/12	LOU	W	7-6
4/7	TOL	W	8-4	5/24	LOU	L	6-12	7/13	LOU	W	12-9
4/29	TOL	W	15-4	5/25	LOU	L	2-18	7/14	LOU	L	4-9
4/30	TOL	L	2-5	5/26	LOU	W	7-5	8/2	LOU	W	3-1
5/1	TOL	W	4-3	5/27	LOU	W	10-6	8/3	LOU	L	5-7
7/29	TOL	W	13-4	6/26	LOU	L	0-13	8/4	LOU	L	0-12

2021 SCHEDULE

DATE	SITE	DATE	SITE
5/25	LOU	6/8	TOL
5/26	LOU	6/9	TOL
5/27	LOU	6/10	TOL
5/28	LOU	6/11	TOL
5/29	LOU	6/12	TOL
5/30	LOU	6/13	TOL

DETROIT TIGERS TOP 10 PROSPECTS (BASEBALL AMERICA)

PLAYER	POS	PLAYER	POS
1. Spencer Torkelson	1B	6. Isaac Paredes	3B
2. Tarik Skubal	LHP	7. Dillon Dingler	C
3. Casey Mize	RHP	8. Daz Cameron	OF
4. Matt Manning	RHP	9. Daniel Cabrera	OF
5. Riley Greene	OF	10. Gage Workman	3B



RULES OF INTEREST

PLAYER LIMITS: The maximum number of players on the Active Roster of a Triple-A club shall be 28 for the entire duration of the championship season.

QUALIFYING MARKS: To qualify for a league batting title, a player must have a minimum of 2.7 plate appearances per league game. To qualify for an earned run average championship, a pitcher must have at least 0.8 innings pitched per team game.

DETERMINING BATTING AVERAGE: Divide the number of hits by the number of at-bats.

EARNED RUN AVERAGE: Multiply the number of earned runs by nine, divide that total by the number of innings pitched.

SAVE: A pitcher is credited with a save when he meets all three of the following conditions:

-He is the last pitcher in a game won by his club

-He is not the winning pitcher

-He qualifies under one of the following conditions:

He enters the game with a lead of no more than three runs and pitches at least one inning, **OR**

He enters the game with the potential tying run either on base, or on deck, **OR**

He pitches effectively for at least three innings

BLOWN SAVE: When a relief pitcher enters a game in a save situation and departs, or the game ends with the save situation no longer in effect because he has given up the lead, he is charged with a "blown save".

SLUGGING PERCENTAGE: Divide the total bases of all hits by the total times of official at-bats.

ON-BASE PERCENTAGE: Add the total of hits, walks and hit by pitches and divide by the total of at-bats, walks, hit by pitches and sacrifice flies.

FIELDING PERCENTAGE: Divide the total of putouts and assists by the total of putouts, assists and errors.

WINNING PERCENTAGE: Divide the number of games won by the total number of games played.

CONSECUTIVE GAME HITTING STREAK: A consecutive game hitting streak shall not be terminated if all the player's appearances (one or more) result in a base on balls, hit batsman, defensive interference or a sacrifice bunt. The streak shall be terminated if the player has a sacrifice fly and no hits.

CONSECUTIVE GAME PLAYING STREAK: A playing streak shall be extended if the player plays one half inning on defense, or if he completes a time at-bat by reaching base or by being put out. A pinch running appearance shall not extend the streak. If a player is ejected from a game before he can comply with the requirements of this rule, his streak shall continue.

MAGIC NUMBER: Determine the number of games yet to be played, add one, and then subtract the number of games ahead in the loss column of the standings from the closest opponent.

RULES OF INTEREST

DAY OR NIGHT GAME? Any games scheduled to start after 4 p.m. will be considered a night game. If a game is scheduled to start at 4 p.m. and is delayed, it will be considered a night game. Both games of a two-night doubleheader will be considered night games. When a day-night doubleheader is scheduled and separate admissions are charged, they will be counted as one day game and one night game and will not be considered a doubleheader.

MAJOR LEAGUE ROOKIE STATUS: Not more than 130 at-bats or 50 innings pitched in the Major Leagues during a previous season or seasons; not more than 45 days on a Major League roster during the 25-man player limit (excluding time in military service or on the disabled list).

A MAJOR LEAGUE YEAR: A full year of service in the Major Leagues consists of 172 days.

WAIVERS: A permission granted from all 30 Major League clubs to assign a Major League player's contract to another Major League team or a minor league affiliate. Such permission is granted only for a specific period of time. The actual request is filed through the Commissioner's Office and is not disclosed to the public until the contract is rewarded.

PROCEDURES FOR OBTAINING WAIVERS:

May request seven players on any given business day.

The waivers must be requested by 2 p.m. EST on any business day.

Waiver claiming period expires on the second business day after the initial request at 1 p.m. EST.

A club desiring the assignment of a player on the waiver wire must submit a claim prior to 1 p.m. EST on the last day of the claiming period. Priority for the waiver claim awards is given to the Club with the lowest winning percentage in the player's league when there are multiple claims submitted for the same player. If only one claim is entered, the claiming Club is eligible to be awarded the player contract. There is no specific limit on the number of claims that may be submitted on a particular day. However, no Club is permitted to exceed the 40-man or the 25-man roster limit. If a Club is awarded a player on a waiver claim that causes them to exceed the 40-man or 25-man roster limit, they must designate a different player for assignment.

TYPES OF WAIVERS

OUTRIGHT WAIVERS: This type of irrevocable waiver needs to be secured in order to outright a player. An outright is to assign a player to a club's minor league affiliate without the right of recall. In other words, to remove a player from the 40-man roster. Also a player who has exhausted his options must clear this type of waiver if the club wishes to assign him to a minor league affiliate. An outright waiver secured is good for the entire waiver period. These waivers are needed from the 31st day of the season through August 31.

SPECIAL WAIVERS: Also irrevocable, the special waiver is used for the same purpose as an outright waiver. One difference is these waivers are used from September 1 to the 30th day of the following season. A secured special waiver is good for seven days, as opposed to being good for an entire period like the outright waiver.

RULES OF INTEREST

UNCONDITIONAL RELEASE WAIVER: This irrevocable waiver is used for the purpose of an unconditional release of a player. At the time of the request, the player shall be removed from all player limits. A player may be informed of the club's intention to release him on a weekend, but the actual waiver process won't begin until the following business day. If the player has been claimed, he must be informed at the end of the two-day period that his contract has been claimed. The player has five days from the time he was notified of the claim to either accept the assignment or terminate his contract. If the player terminates his contract, he forfeits termination pay.

MAJOR LEAGUE WAIVER: This type of revocable waiver is common and it is used to either option a player to a club's minor league affiliate or assign a player outright to another Major League Club from August 1st to the end of the regular season. A claimed player pulled back by the requesting Club may not be assigned and can not be placed on waivers again (except for an unconditional released waiver) for 30 days. When Major League waivers are asked for a second time in the same period the request shall state that it is irrevocable.

ASSIGNMENT OF PLAYER CONTRACTS:

When a player with five or more years of Major League service is asked by his club to consent to an assignment to a Minor League Club, he has three choices:

- Accept the assignment
- Refuse the assignment
- Elect free agency

Any player who has at least three years of Major League service and who is assigned outright to a Minor League Club may elect, in lieu of accepting such assignment, to become a free agent.

Any player whose contract is assigned outright to a Minor League Club for a second time or any subsequent time in his career may elect, in lieu of accepting such assignment, to become a free agent. Unlike a player with five or more years of ML service, this type of player does not have the option of refusing assignment.

OPTIONAL ASSIGNMENT: To assign a player from the active 25-man roster to a Minor League Club with the right of recall. The player remains on the 40-man roster.

LIMITS ON OPTIONAL ASSIGNMENTS: An optional assignment of a player contract shall be permitted for not more than three seasons between Major League Clubs and Minor League Clubs, provided that if the player is optioned for less than a total of 20 days on one season, as determined by the date(s) of the optional assignment(s) and recall(s), respectively, the player shall not be charged with an optional transfer in connection with the foregoing limitation.

EXCEPTION: Contracts of Major League players who, prior to the commencement of the current season, have been credited with less than five seasons in professional baseball shall be eligible for a fourth optional assignment, without waivers, during that season. For purposes of this Rule 11(c), 90 days or more on the active list during a championship season shall constitute a "season of service". While time spent on any inactive list shall not be counted toward the 90 days required before a season's service is credited, if a player is placed on the Disabled List after he has been credited with 60 or more days of service in any particular season, the DL time shall be counted to the player's credit.

No optional assignment shall be permitted for a player unless the player is under contract for service in the season for which the optional agreement is effective. If, prior to an optional assignment, a player had at least three months active service in

RULES OF INTEREST

a Minor League classification, the player may not be optionally assigned to a lower classification unless the player is paid at the salary rate for the higher classification from which the player entered the Major Leagues.

RECALL: To add a player from a ML club's 40-man roster to the ML club's 25-man roster. This player must serve at least 10 days on option in order to be recalled unless he is replacing a player placed on the disabled list.

OUTRIGHT ASSIGNMENT: Major to Minor- to assign a player to a club's minor league affiliate without the right of recall. The player is removed from the 40-man roster.

DESIGNATED FOR ASSIGNMENT: When a club has reached its 40 and/or 25-man roster limit, either reinstates a player, or acquires a new player, they must designate a player for assignment or release. If they are going to assign the player, they must do it within 10 days.

WAIVER PRICES: Major League, special and outright waivers are \$20,000 or \$25,000 while unconditional waivers are \$1.

MAJOR LEAGUE SERVICE:

Is credited for each day the player appears on an active roster or Major League disabled or suspended list.

In the case of a player called up from the Minor Leagues, is credited beginning with the date he physically reports.

In the case of a player sent down to the Minor Leagues, is credited through the date of the assignment.

In the case of a player who is unconditionally released, is credited through the date waivers were requested.

In the case of a player designated for release or assignment, is credited after the designation, through the date of the actual assignment or the request for unconditional release waivers.

For a player who appears on his club's opening day roster, is credited as of the earliest scheduled opener, without regard to the actual opening date of his own club.

Is credited at the rate of 172 days per "year", though the season is actually 182 days long.

Is not credited during any period of periods of optional assignment totaling 20 days or more during a single season.



2021 SCHEDULE

HOME AWAY

APRIL 2021

SUN	MON	TUE	WED	THU	FRI	SAT
				1	2	3
4	5	IOW 6	IOW 7	IOW 8	IOW 9	IOW 10
IOW 11	12	CLB 13	CLB 14	CLB 15	CLB 16	CLB 17
CLB 18	19	OMA 20	OMA 21	OMA 22	OMA 23	OMA 24
OMA 25	26	IND 27	IND 28	IND 29	IND 30	

JULY 2021

SUN	MON	TUE	WED	THU	FRI	SAT
				NAS 1	NAS 2	NAS 3
NAS 4	5	MEM 6	MEM 7	MEM 8	MEM 9	MEM 10
MEM 11	12			NAS 14	NAS 15	NAS 17
NAS 18	19	MEM 20	MEM 21	MEM 22	MEM 23	MEM 24
MEM 25	26	IOW 27	IOW 28	IOW 29	IOW 30	IOW 31

MAY 2021

SUN	MON	TUE	WED	THU	FRI	SAT
						IND 1
IND 2	3	CLB 4	CLB 5	CLB 6	CLB 7	CLB 8
CLB 9	10	GWI 11	GWI 12	GWI 13	GWI 14	GWI 15
GWI 16	17	MEM 18	MEM 19	MEM 20	MEM 21	MEM 22
MEM 23	24	TOL 25	TOL 26	TOL 27	TOL 28	TOL 29
TOL 30	31					

AUGUST 2021

SUN	MON	TUE	WED	THU	FRI	SAT
IOW 1	2	STP 3	STP 4	STP 5	STP 6	STP 7
STP 8	9	NAS 10	NAS 11	NAS 12	NAS 13	NAS 14
NAS 15	16	GWI 17	GWI 18	GWI 19	GWI 20	GWI 21
GWI 22	23	IND 24	IND 25	IND 26	IND 27	IND 28
IND 29	30	NAS 31				

JUNE 2021

SUN	MON	TUE	WED	THU	FRI	SAT
		STP 1	STP 2	STP 3	STP 4	STP 5
STP 6	7	TOL 8	TOL 9	TOL 10	TOL 11	TOL 12
TOL 13	14	OMA 15	OMA 16	OMA 17	OMA 18	OMA 19
OMA 20	21	IND 22	IND 23	IND 24	IND 25	IND 26
IND 27	28	NAS 29	NAS 30			

SEPTEMBER 2021

SUN	MON	TUE	WED	THU	FRI	SAT
			NAS 1	NAS 2	NAS 3	NAS 4
NAS 5	6	IND 7	IND 8	IND 9	IND 10	IND 11
IND 12	13	MEM 14	MEM 15	MEM 16	MEM 17	MEM 18
MEM 19	20					
	26	27	28	29	30	

CLB - COLUMBUS CLIPPERS (INDIANS)
GWI - GWINNETT STRIPERS (BRAVES)
IND - INDIANAPOLIS INDIANS (PIRATES)

IOW - IOWA CUBS (CUBS)
LOU - LOUISVILLE BATTS (REDS)
MEM - MEMPHIS REDBIRDS (CARDINALS)

NAS - NASHVILLE SOUNDS (BREWERS)
OMA - OMAHA STORM CHASERS (ROYALS)
STP - SAINT PAUL SAINTS (TWINS)

TOL - TOLEDO MUD HENS (TIGERS)

Louisville Slugger Field, Louisville, KY



2021 SCHEDULE

CINCINNATI REDS



APRIL 2021	SUN	MON	TUE	WED	THU	FRI	SAT
					1 4:10 STL	2	3 4:10 STL
	4 1:10 STL	5 6:40 PIT	6 6:40 PIT	7 12:35 PIT	8	9 8:40 ARI	10 8:10 ARI
	11 4:10 ARI	12 9:45 SF	13 9:45 SF	14 3:45 SF	15	16 7:10 CLE	17 4:10 CLE
	18 1:10 CLE	19	20 6:40 ARI	21 6:40 ARI	22 12:35 ARI	23 8:15 STL	24 2:15 STL
	25 2:15 STL	26 10:10 LAD	27 10:10 LAD	28 4:10 LAD	29	30 7:10 CHC	

JULY 2021	SUN	MON	TUE	WED	THU	FRI	SAT
					1 7:10 SD	2 7:10 CHC	3 4:10 CHC
	4 1:10 CHC	5 8:10 KC	6 8:10 KC	7 2:10 KC	8 8:10 MIL	9 8:10 MIL	10 7:15 MIL
	11 2:10 MIL	12	13	14	15	16 7:10 MIL	17 7:10 MIL
	18 1:10 MIL	19 7:10 NYM	20 NYM	21 12:35 NYM	22	23 7:10 STL	24 7:10 STL
	25 1:10 STL	26 8:05 CHC	27 8:05 CHC	28 8:05 CHC	29 2:20 CHC	30 7:10 NYM	31 7:10 NYM

MAY 2021	SUN	MON	TUE	WED	THU	FRI	SAT
							1 4:10 CHC
	2 1:10 CHC	3	4 6:40 CWS	5 12:35 CWS	6	7 7:10 CLE	8 6:10 CLE
	9 1:10 CLE	10 6:35 PIT	11 8:35 PIT	12 12:35 PIT	13 8:40 COL	14 8:40 COL	15 8:10 COL
	16 3:10 COL	17 6:40 SF	18 6:40 SF	19 6:40 SF	20 12:35 SF	21 7:10 MIL	22 4:10 MIL
1:10 MIL	23 2:20 CHC	24 2:10 PHI	25 7:05 WSH	26 7:05 WSH	27 7:05 WSH	28 2:20 CHC	29 2:20 CHC

AUGUST 2021	SUN	MON	TUE	WED	THU	FRI	SAT
	1 1:10 NYM	2	3 7:10 MIN	4 12:35 MIN	5 7:10 PIT	6 7:10 PIT	7 7:10 PIT
	8 1:10 PIT	9	10 7:20 ATL	11 7:20 ATL	12 5:10 ATL	13 7:05 PHI	14 4:05 PHI
	15 1:05 PHI	16 7:10 CHC	17 7:10 CHC	18 12:35 CHC	19 7:10 MIA	20 7:10 MIA	21 7:10 MIA
	22 1:10 MIA	23	24 8:10 MIL	25 8:10 MIL	26 2:10 MIL	27 7:10 MIA	28 6:10 MIA
	29 1:10 MIA	30 6:40 STL	31 6:40 STL				

JUNE 2021	SUN	MON	TUE	WED	THU	FRI	SAT
			1 7:10 PHI	2 12:35 PHI	3 8:15 STL	4 8:15 STL	5 2:15 STL
	6 2:15 STL	7	8 7:10 MIL	9 7:10 MIL	10 12:35 MIL	11 7:10 COL	12 4:10 COL
	13 1:10 COL	14 8:10 MIL	15 8:10 MIL	16 2:10 MIL	17 10:10 SD	18 10:10 SD	19 7:15 SD
	20 4:10 SD	21 8:10 MIN	22 1:10 MIN	23	24 7:10 ATL	25 7:10 ATL	26 4:10 ATL
	27 1:10 ATL	28	29 7:10 SD	30 7:10 SD			

SEPT./OCT. 2021	SUN	MON	TUE	WED	THU	FRI	SAT
				1 6:40 STL	2	3 7:10 DET	4 7:10 DET
	5 1:10 DET	6 2:20 CHC	7 7:40 CHC	8 7:40 CHC	9	10 8:15 STL	11 7:15 STL
	12 2:15 STL	13	14 6:35 PIT	15 6:35 PIT	16 12:35 PIT	17 7:10 LAD	18 2:10 LAD
	19 4:10 LAD	20 6:40 PIT	21 6:40 PIT	22 12:35 PIT	23 6:40 WSH	24 7:10 WSH	25 7:10 WSH
1:10 WSH	26 3:05 PIT	27	28 8:10 CWS	29 8:10 CWS	30	1 6:35 PIT	2 6:35 PIT

HOME AWAY

SCHEDULE SUBJECT TO CHANGE. TIMES ARE EST.

Great American Ball Park, Cincinnati, OH

