

Kitchen Remodelling

Your Guide To Getting Started



Home Improvement Warehouse™

Your Ideas. Our Expertise.

Remodelling your kitchen is a big job and a major investment in your home's value. We're here to make sure that your new kitchen is the one you've always dreamed of: beautiful, practical and affordable.



1 Dream.

Let your imagination take centre stage by browsing through magazines—and our store—to see which colours, materials and overall style you prefer.



2 Define.

This is when you translate magazine pages and paint swatches into real-life products, from cabinets to appliances to lighting.



3 Design.

Our informative and easy-to-use Kitchen Planner will show you how to create the best layout for your new kitchen, select the right components for your needs, and even track your project costs (Ask a kitchen specialist for your free copy). Once you've sketched your new kitchen layout, a Lowe's in-store Kitchen Specialist will help you refine your plan for the utmost efficiency and enjoyment.

Ask Us About Installation.

Communication start to finish—

A Lowe's Project Management Team assigned to your job stays in contact every step of the way and handles all the details from scheduling to follow-up. And because members of the team are employees of Lowe's, they always put the customer first.

Screened, trained and licenced—

When you choose Lowe's, you can rest assured that you've made the right decision. Our network of professionals is among the best in the business.

Your input counts—

You have the opportunity to rate your installer. They have to make the grade to install for Lowe's.

For installation details see a Lowe's associate.



All Installation Services are guaranteed by Lowe's. See contract for details.

What's Your Style?

It's important to know which décor style you prefer so you can choose the appropriate components and create the right look for you. Here are four fundamental style trends:

Contemporary

Has sleek, smooth lines and a lack of ornamentation.

Emphasis is on simplicity and functionality.

Colours are generally variations of one shade, but may be punctuated by a sharply contrasting colour.

Finishes alternate between high-gloss and matte.

Woods are usually fine-grained with little decoration.



Traditional

Has its roots in classic English and European style.

Emphasis is on decorative trims and patterns.

Colours create gentle contrast, not sudden differences.

Finishes are smooth and often highly polished.

Fabrics are tightly woven and usually patterned.

Woods are generally darker and somewhat ornate.



Eclectic

Has a freestyle approach combining several styles.

Emphasis is on creating a unique, individual look.

Colours are contrasting, spirited and unexpected.

Finishes can vary dramatically but are harmonious.

Fabrics are often vividly patterned, even whimsical.

Woods may vary from light to dark to painted.



Casual

Has a natural, comfortable and uncomplicated feel.

Emphasis is on relaxed lines and a lived-in look.

Colours range from soft pastels to warm, natural tones.

Finishes are informal, inviting and visually detailed.

Fabrics are natural and can be textured and patterned.

Woods are generally lighter and avoid the ornate.



Cabinetry

Cabinet Styles

Special Order Cabinets come in a wide selection of door styles, wood types, finishes, sizes and configurations. Cabinet-organizing accessories and decorative accents are also available.

In-Stock Cabinets are available immediately in-store in a limited range of assembled, finished sizes. Additional sizes can be special ordered.

Wood Finishes

Wood-Tone Finishes cover a complete tonal range, from natural to medium to dark.

Colour-Casted Finishes are more opaque and range from light to darker hues.

Glazes can be added to finishes to create contrast between panels and recesses.

Distressed Looks use hand rubbing to achieve a more antique appearance.



Door & Drawer Styles

Dozens of panel styles are available and can be combined for a unique individual look.

Key considerations include:

Style: Recessed, raised or slab.

Detail: Square cut lines, curved lines, beadboard panels.

Glass Inserts: Paned, bevelled, or textured glass and many other options.



Wood Species & Laminate



Laminate or Thermofoil

is an economical choice, with a smooth surface that's durable and easy to clean.



Oak

is a traditional choice in wood cabinets. It has an open grain pattern that may vary and include knots.



Maple

has a fairly uniform grain that can include small dots and mineral streaks.




Birch

features a moderate grain pattern that can vary from straight to wavy.



Hickory


has dramatic contrasts throughout the grain, often with pecks and burls.



Cherry

features a rich, occasionally contrasting grain that darkens with age.

Countertops



Laminate

Tough plastic sheeting glued to plywood or particleboard.

Easiest cleaning and upkeep.

Susceptible to heat and stains.

Wide choice of colours and patterns.

One of the lower cost options.

Ceramic Tile

Durable and easy to clean, especially in glazed finish.

Tiles resist heat, stains, water and bacteria.

Grout lines may need periodic resealing to minimize staining.

Wide choice of colours and patterns.

Can be mixed and matched for a custom look.

Solid Surface

Made of polyester or acrylic resins.

Durable and easy to clean.

Resists heat, stains, water and bacteria.

Surface is virtually seamless.

Scratches can be easily sanded away because the colour runs throughout.

Wide choice of colours and patterns.

Natural Quartz

Made mostly of quartz combined with resins and pigments.

Durable and easy to clean.

Resists heat, stains, water and bacteria.

Feels like natural stone.

More colour choices than natural stone.

Granite

Available in slabs or less costly tiles.

Durable and easy to clean.

Resists stains and bacteria, but must be properly sealed and maintained.

Rich visual texture in a good range of colours.

Cooking




Ranges

In Gas or Electric
(coil or ceramic top)


Free-standing

Stands alone or
between cabinets.
Finished sides
and back.
Controls on
backsplash.



Slide-in

Built-in look.
Unfinished sides
and back to fit
between base
cabinets. Controls
on front.



Built-in Cooktops

Provides more flexibility in kitchen layout. Available in electric (coil or ceramic top), gas and downdraft (no vent required) models. Number of burners varies by model.

Fuel

Electric

Uniform cooking; ceramic top offers clean lines, dual/bridge element flexibility and easy cleaning.

Gas

Precise temperature control. Dishwasher-safe grates and sealed surface burners make for easy clean-up.

Dual Fuel

Combines high-BTU gas burners with electric oven, providing the precise cooking of gas and the even cooking of an electric oven.

Heat

Standard Radiant

Two elements: one on top of oven, one on bottom.

Convection

Third heating element in rear of oven with fan to circulate hot air. Faster, more even roasting and baking.

Built-in Ovens

Great space saving option. Can be mounted at eye level or under the counter. Single, double (increase your capacity) and oven/microwave combination units available.



Ventilation Hoods

Improves indoor air quality by removing cooking contaminants. Look for number of CFMs (cubic ft./minute) and noise level.

Over-the-Range Microwaves

An over-the-range microwave frees up counter space and provides ventilation when needed.

Refrigerators



Free-standing

Deeper than standard countertops. Typically holds more than built-in. Less expensive than built-in.

Counter-depth

Fits flush with countertop and cabinets. Built-in custom look for less with slightly less capacity than freestanding.

Built-in

Same depth as the countertop; provides a streamlined appearance. Can be panelled to appear as part of cabinetry. May reduce capacity. More expensive.

Features

ENERGY STAR® qualified

Adjustable, spillproof shelves

Storage bins & humidity-controlled crispers

Interior wine rack

Through-the-door dispensers

Water filter

Cubed or crushed ice



Look for the ENERGY STAR® label to save energy and reduce utility bills. ENERGY STAR is a government-backed, national symbol that identifies energy-efficient products.



Top-mount
Freezer is on top. Usually the most economical style.



Bottom-mount
Freezer is on bottom. Improves access to the refrigerator.




Side-by-side
Freezer is next to refrigerator. Increases accessible shelf space.



French Door
Refrigerator has double doors for easy access, and freezer section is a convenient glide-out drawer.

Dishwashers

You actually use less water with a dishwasher than washing by hand.



Features

ENERGY STAR® qualified

Adjustable racks for loading flexibility

Delay-start timer

Cycle options

Built-in food disposal

Extra hot water for sanitizing

Insulation for quicker operation

Tall tub versions for extra capacity

Two-drawer style for washing flexibility

Many colour choices



From minor redo to major renovation,
we have the products and prices that
match your dream beautifully.



Home Improvement Warehouse™

© 2010 by Lowe's®. All rights reserved. Lowe's and the
gable design are registered trademarks of LF, LLC.

