



**LP**

BUILDING PRODUCTS

**SMARTSIDE**<sup>®</sup>

TRIM & SIDING

*The Beauty Of Wood.*

*Made Better.*



LPZB0590

**Residential  
Property  
Catalog**



**Introduction**  
pg. 3

**Trim**  
pg. 8

**Lap**  
pg. 24

**Panel**  
pg. 28

**Soffit**  
pg. 29

**Why LP**  
pg. 29



# INTRODUCTION

## LP® SmartSide® Trim & Siding. Beautiful. Durable. Workable.

LP® SmartSide® Trim & Siding products offer all the warmth and beauty of traditional wood, along with all the advantages of LP engineered wood. Our advanced technology actually improves upon nature, creating products that are far more durable and consistent than traditional wood materials. Free of knots and common defects, LP SmartSide products resist twisting, warping, cupping and shrinking. They work and cut just like traditional wood, taking nails and screws with ease—with no special tools required. And they're backed by an industry-leading 5/50-Year Limited Warranty.



## Extra Protection, Through And Through



In addition to their impressive consistency and outstanding workability, LP® SmartSide® Trim & Siding products offer the remarkable protection of our proprietary SmartGuard® manufacturing process. Every step of the SmartGuard process is designed to create the most durable product possible. That includes the application of zinc borate throughout the substrate to create materials that resist both fungal decay and termite damage. LP SmartSide products are

also pre-primed at the factory. This adds another layer of moisture protection while ensuring that on-site paint application is fast and easy.

## Tested Tough

We do more than just use the SmartGuard® manufacturing process, we put our products through brutal testing in the relentless tropical environment of Hilo, Hawaii. Hawaii is the perfect place to confirm that LP SmartSide products stand up to moisture, fungal decay and hungry termites.

## Good For Business

Unlike fiber cement products, LP® SmartSide® products require no special tools during installation. LP SmartSide products also weigh less per foot than fiber cement trim and siding, so breakage, installation costs and installation time are all significantly reduced. In fact, a Total Installed Cost Study found that crews installed LP SmartSide Siding 12% faster than fiber cement siding (Source: NAHB Research Center, October 2003). Meanwhile, consistency and lack of knots and common defects mean LP SmartSide Trim & Siding products create far less waste than using traditional wood siding\* on a home's exterior. And traditional lumber can't match the proven durability of LP SmartSide Trim & Siding.





## Good For The Planet



The entire LP® SmartSide® Trim & Siding manufacturing process is exceptionally efficient. Our wood is obtained under strict Sustainable Forestry Initiative® standards. Our process uses the entire log, either in the product or for fuel. We add no urea-formaldehyde and use low-emitting, safe resins as our binding agents. Finally, our SmartGuard® process protects with natural materials. So it should come as no surprise that using LP products like LP SmartSide Trim & Siding can help you qualify for green building programs. Check local codes and review the green building programs in your area for details.



## More Products, Better Choices

LP® SmartSide® Trim & Siding features beautiful wood grain patterns in authentic natural textures. Our product line is so extensive that you can count on LP SmartSide products for all of your lap, trim, panel, fascia and soffit needs. Our incredible array of finishes and dimensions meets the widest possible variety of design requirements, ensuring that there are LP SmartSide products for every home you build.

## Great Product, Great Warranty



We back LP® SmartSide® products with one of the absolute best warranties in the market: A 5/50-Year Limited Warranty that provides a 5-year, 100% labor and replacement feature and a 50-Year Prorated Limited Warranty on the product. That's peace-of-mind protection for you and your customers for decades to come. And it applies to every LP SmartSide Trim & Siding product we make! Visit us online at [LPCorp.com/SmartSide](http://LPCorp.com/SmartSide) for complete warranty details.

# A Comprehensive Approach, A Complete Family Of Products

LP® SmartSide® products are available in four lines that offer unparalleled beauty, performance and variety.

LP® SmartSide® Trim products are suitable for use with almost any substrate and are available in a cedar texture and a smooth or cedar reversible design. With a wide variety of widths and lengths, LP SmartSide Trim products let you finish any home in style.

The Architectural Collection is our most distinctive line. It brings unique siding solutions in a variety of styles and profiles. All offer beautiful natural looks and unbeatable durability. The many offerings in the Architectural Collection include cedar shakes, colonial beaded lap, reverse board & batten panel, and cut-to-width vented soffit.

Our Precision Series offers the most durable engineered wood siding on the market today. The Precision Series delivers a number of installation advantages, including structural panels that may be applied direct-to-stud, allowing you to save time and money on sheathing.

Clean looks and lasting performance come together in Foundations, a line that delivers outstanding value. The Foundations product line is designed to have the natural warmth and beauty of traditional wood without the hassles.





# LP® SmartSide® Trim. The Beauty Of The Best.

Whether you finish a home in wood, vinyl, brick, stone or stucco, LP® SmartSide® Trim is the smart choice for that finishing touch that says so much. Beautiful, durable LP SmartSide Trim offers a full range of strand and fiber substrate options. Choose from cedar and smooth texture designs, including narrow widths and lengths up to 20 feet.

Imagine giving your homes the beauty of wood trim without the hassles and limited durability of “white wood” trim (also known as SPF or spruce-pine-fir). No knots or common defects. No culling on the job site. Resistance to



cupping, twisting, splitting and shrinking, as well as

termites and fungal rot. All in a product that combines superior workability with unmatched durability, backed by a 5/50-Year Limited Warranty.







## Reversible

### Great Looks, Maximum Versatility

- The natural look of cedar on one side, smooth on the other
- Doubles your options while reducing inventory requirements
- Suitable for interior or exterior use, including corner boards, windows and doors
- Available in 540 Series and 440 Series thicknesses that can replace 5/4 and 4/4 solid wood trim
- Free of knots and common defects, for less waste and no culling
- Pre-primed for exceptional paint adhesion
- 16' length for faster installation and fewer seams
- Engineered with our proprietary SmartGuard<sup>®</sup> process to help prevent fungal decay and termite damage
- Works and cuts like traditional wood, no special tools required
- Available in fiber substrate

## Cedar

### Trim It Out In Style

- Cedar finish
- Interior or exterior use, including corner boards, windows and doors
- Narrow widths available; save cutting time with no ripped edges to seal
- Available in 2000 Series, 540 Series, 440 Series and 190 Series thicknesses that can replace 8/4, 5/4, 4/4 and 19/32 surfaced solid wood trim
- Free of knots and common defects means less waste and no time spent sifting through flawed pieces
- Pre-primed for exceptional paint adhesion
- 16' & 20' lengths for faster installation and fewer seams
- Treated with our proprietary SmartGuard<sup>®</sup> process to help prevent fungal decay and termite damage
- Works and cuts like traditional wood, no special tools required
- Available in strand substrate

# Distinctively Different In Every Way

The LP SmartSide product line features a variety of Lap Siding Solutions, all available in 16-foot lengths for fewer seams and faster installation. Lap offerings are available in three of our product collections. Each grouping offers a variety of unique styles and profiles.



## Cedar Shakes

### The Luxurious Look Of Real Cedar Shakes

- The affordable way to deliver the look of real cedar
- Easy installation of lap siding
- Staggered or straight edge options in one versatile piece
- Staggered edges create a lively, textured effect
- An eye-catching alternative to the linear uniformity of conventional siding
- Suitable for an entire house or as a decorative accent with any siding
- Pre-primed for exceptional paint adhesion
- Treated with our proprietary SmartGuard® process to help prevent fungal decay and termite damage
- Works and cuts like traditional wood, no special tools required
- Reduced maintenance over time versus actual cedar
- Available in fiber substrate

**Available as part of Architectural Collection**



## Colonial Beaded

### Classic American Style Meets Modern American Ingenuity

- Classic American style in smooth or cedar finishes
- Drip lines cast crisp shadows for maximum curb appeal
- Pre-primed for exceptional paint adhesion
- 16' length for faster installation and fewer seams
- Treated with our proprietary SmartGuard® process to help prevent fungal decay and termite damage
- Works and cuts like traditional wood, no special tools required
- Available in fiber substrate

**Available as part of Architectural Collection**



## 12" Bold Profiles

### Striking Profiles, Remarkable Detail

- Distinctive double 5" and triple 4" profiles
- Shiplap edges make product easier to level and apply
- Pre-primed for exceptional paint adhesion
- Resistant to twisting, splitting, cracking and delaminating
- 16' length for faster installation and fewer seams
- Manufactured with our proprietary SmartGuard® process to help prevent fungal decay and termite damage
- Works and cuts like traditional wood, no special tools required
- Available in fiber substrate

**Available as part of Architectural Collection**

## 16" Bold Profiles

### Distinctive Width, Rich Textures

- Distinctive extra-wide siding in quad 4", triple 5" and double 8" profiles
- Shiplap edges make product easier to level and apply
- Pre-primed for exceptional paint adhesion
- Resistant to twisting, splitting, cracking and delaminating
- 16' length for faster installation and fewer seams
- Manufactured with our proprietary SmartGuard® process to help prevent fungal decay and termite damage
- Works and cuts like traditional wood, no special tools required
- Available in fiber substrate

**Available as part of Architectural Collection**

# Lap Siding



## The Beauty Of Cedar Made Durable And Affordable

- One of the most durable lap siding options on the market today
- Available in three standard widths similar to traditional 6", 8" and 12" siding
- 16' length for faster installation and fewer seams
- Pre-primed for exceptional paint adhesion
- Free of knots and common defects, for less waste and culling
- Self-aligning SmartLock™ option installs straighter, faster and more efficiently
- Manufactured with our proprietary SmartGuard® process to help prevent fungal decay and termite damage
- Works and cuts like traditional wood, no special tools required
- Available in strand substrate

**Available as part of Precision Series**

## Self-Aligning

### Our Level Best

- Self-aligning lap that's ultra-easy to level
- Apply course after course with ease
- The natural look of cedar
- Saves installation and labor time
- Pre-primed for exceptional paint adhesion
- 16' length for faster installation and fewer seams
- Manufactured with our proprietary SmartGuard® process to help prevent fungal decay and termite damage
- Works and cuts like traditional wood, no special tools required
- Available in fiber substrate

**Available as part of Architectural Collection**



## The Look That Lasts

- The natural look of cedar
- Pre-primed for exceptional paint adhesion
- Free of knots and common defects, for less waste and no culling
- 16' length for faster installation and fewer seams
- Manufactured with our proprietary SmartGuard® process to help prevent fungal decay and termite damage
- Works and cuts like traditional wood, no special tools required
- Available in fiber substrate

**Available as part of Foundations**

## Smooth Lap

### Simply Beautiful

- Traditional look that accentuates the architectural features of any home
- Smooth texture for a clean finish
- Pre-primed for exceptional paint adhesion
- Free of knots and common defects, for less waste and no culling
- 16' length for faster installation and fewer seams
- Manufactured with our proprietary SmartGuard® process to help prevent fungal decay and termite damage
- Works and cuts like traditional wood, no special tools required
- Available in fiber substrate

**Available as part of Foundations**

# Panel

**LP® SmartSide® Panel is available in both fiber and strand substrates to provide options for residential, commercial and non residential applications**



## Primed Panel

### Good Looks Made Easy

- Shiplap edge for easy installation
- Easy maintenance
- Available in cedar or smooth finish
- Pre-primed for exceptional paint adhesion
- Free of knots and common defects, for less waste and no culling
- Manufactured with our proprietary SmartGuard® process to help prevent fungal decay and termite damage
- Works and cuts like traditional wood, no special tools required
- Not rated for structural use
- Available in fiber substrate

**Available as part of Foundations**

## Reverse Board & Batten

### Rustic Charm Made Easy

- The weathered grain appearance of cedar
- Cross-sawn to enhance authentic rustic look
- Available in 8' and 9' lengths
- Shiplap edges make product easier to level and apply
- Pre-primed for exceptional paint adhesion
- Manufactured with our proprietary SmartGuard® process to help prevent fungal decay and termite damage
- Works and cuts like traditional wood, no special tools required
- Not rated for structural use
- Available in fiber substrate

**Available as part of Architectural Collection**



## Panel

Strong Enough To Be Rated By  
The APA® For Strength

- The natural look of cedar
- 4" or 8" On Center groove design flexibility for finishing contemporary homes
- No groove panels also available
- Shiplap edge with advanced bead and notch system for easier alignment
- Pre-primed for exceptional paint adhesion
- Significantly lighter and stronger than comparable fiber cement panel
- Strong enough to be nailed direct to stud, making additional sheathing unnecessary in many applications
- Eliminates need for diagonal bracing on load-bearing walls
- Ideal exterior for homes in areas of high winds or seismic activity
- Free of knots and common defects, for less waste and no culling
- Manufactured with our proprietary SmartGuard® process to help prevent fungal decay and termite damage
- Works and cuts like traditional wood, no special tools required
- Available in strand substrate

**Available as part of Precision Series**

## Stucco Panel

The Hand-Troweled Look  
Without The Hassles

- Detailed hand-troweled effect gives the appearance of genuine stucco
- Deeply textured with variations from board to board
- Easy-to-install shiplap edge panels
- Pre-primed
- Manufactured with our proprietary SmartGuard® process to help prevent fungal decay and termite damage
- Works and cuts like traditional wood, no special tools required
- Not rated for structural use
- Available in fiber substrate

**Available as part of Architectural Collection**

# Soffit



## Soffit

### Made To Match

- Installs quickly and easily
- Available in a variety of sizes for extraordinary versatility
- Pre-primed for exceptional paint adhesion
- Free of knots and common defects, for less waste and no culling
- Manufactured with our proprietary SmartGuard® process to help prevent fungal decay and termite damage
- Works and cuts like traditional wood, no special tools required
- Not rated for structural use
- Available in strand substrate

**Available as part of Precision Series**



## Soffit

### Top It Off Right

- The perfect alternative to MDO, vinyl and plywood soffits
- Available in cedar and smooth finish
- Engineered options for open or closed soffit applications
- Available in three pre-cut widths to fit 12", 16" and 24" soffits and in 16' lengths to eliminate time spent ripping full sheets
- Free of knots and common defects, for less waste and no culling
- Manufactured with our proprietary SmartGuard® process to help prevent fungal decay and termite damage
- Works and cuts like traditional wood, no special tools required
- Also available in standard 8' panels
- Available in fiber substrate

**Available as part of Foundations**



## LP® SmartSide® Cut-To-Width Vented Soffit

### Promote Ventilation, Not Infestation

- The ideal alternative to MDO, plywood, vinyl or hand-installed metal vents
- The natural look of cedar
- Precisely cut vents offer 10 square inches of ventilation per linear foot
- Exceeds ventilation requirements of most building codes
- Designed to minimize paint build-up and promote continuous airflow
- Vents as small as International Building Codes allow (1/8") keep insect pests out
- Available in three standard widths to fit in 12", 16" and 24" soffits
- Eliminates time spent ripping full sheets
- 16' length for faster installation and fewer seams
- Manufactured with our proprietary SmartGuard® process to help prevent fungal decay and termite damage
- Works and cuts like traditional wood, no special tools required
- Available in strand substrate

Available as part of Architectural Collection

Each piece of LP SmartSide vented soffit comes with precisely cut vents offering 10 square inches of ventilation per linear foot.

1/8"  
LP SmartSide Soffit Vent Size

Wasp	4/5"
Hornet	1"
Honeybee	1/3"



**It's More Than  
Our Products.**

**It's The Way  
We Do Business.**

At LP Building Products, we're proud to offer integrated building solutions that work together to save you time and money. And proud that our products offer so many environmental benefits.

But something else sets us apart: the way we do business. We believe that "sustainability" means acting in a way that protects the environment, embraces social responsibilities, and builds economic prosperity today and for future generations.

We invite you to discover more about LP's comprehensive environmental programs, industry-leading employee safety accomplishments, community involvement and financial results by visiting our website at [LPCorp.com](http://LPCorp.com).

## **Build It Better With LP Building Products**

### **LP® SolidStart® Laminated Strand Lumber (LSL)**

Engineered to outperform traditional lumber, LP® SolidStart® LSL delivers superior strength for greater load-bearing capacity. Consistently straight and true, it eliminates the need to cull lumber and build up headers. And like all LP SolidStart Engineered Wood Products, it's backed by a Lifetime Limited Warranty.

### **LP® TopNotch® Sub-Flooring**

Providing protection from the costs and hassles of sanding, LP® TopNotch® Sub-Flooring is the only brand of sub-flooring with the patented RainChannel™ self-draining system. By removing standing water, it greatly reduces the risk of warping, swelling and other water damage. LP TopNotch products also feature edge sealing and advanced panel construction.

### **LP® CanExel® Prefinished Siding**

Available in 19 beautiful, nature-inspired colors, LP® CanExel® products combine all the advantages of engineered wood with all the advantages of prefinished materials. LP CanExel products are silica-free and require no special equipment for installation. Five layers of baked-on paint and sealer ensure years of enduring beauty.

### **LP® TechShield® Radiant Barrier**

The original radiant barrier sheathing, LP® TechShield® Radiant Barrier sheathing is the #1 brand. It's also the only brand with patented VaporVents™ technology for faster drying from construction moisture. By blocking up to 97% of the radiant heat in the panel from entering the attic, it lowers attic temperatures and helps reduce monthly air conditioning bills by up to 17%.



**SMARTSIDE®**  
TRIM & SIDING

*The Beauty Of Wood.*

*Made Better.*



**Product  
Specifications**

LP2B0590

# LP SmartSide Trim Specifications

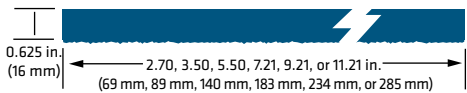
## Reversible



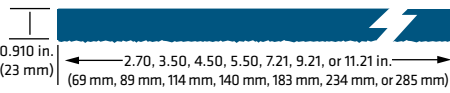
### Two Premium Looks

- The natural look of cedar on one side and smooth on the other
- Interior or exterior use, including corner boards, windows and doors
- Pre-primed for exceptional paint adhesion
- 16' length results in faster installation
- Available in fiber substrate

#### LP SMARTSIDE 440 SERIES REVERSIBLE TRIM



#### LP SMARTSIDE 540 SERIES REVERSIBLE TRIM



TEXTURE	LENGTH	ACTUAL WIDTH	ACTUAL THICKNESS	
REVERSIBLE	16 FT. (192 IN.) (4877 MM)	2.70 IN. (69 MM)	0.625 IN. (16 MM) OR 0.910 IN. (23 MM)	<b>SPECIAL ORDER*</b>
	8 FT. (96 IN.) (2438 MM)	3.50 IN. (89 MM)	0.625 IN. (16 MM) OR 0.910 IN. (23 MM)	<b>SPECIAL ORDER*</b>
	12 FT. (144 IN.) (3658 MM)	3.50 IN. (89 MM)	0.625 IN. (16 MM) OR 0.910 IN. (23 MM)	<b>SPECIAL ORDER*</b>
	16 FT. (192 IN.) (4877 MM)	3.50 IN. (89 MM)	0.625 IN. (16 MM) OR 0.910 IN. (23 MM)	
	16 FT. (192 IN.) (4877 MM)	4.50 IN. (114 MM)	0.910 IN. (23 MM)	
	16 FT. (192 IN.) (4877 MM)	5.50 IN. (140 MM)	0.625 IN. (16 MM) OR 0.910 IN. (23 MM)	
	16 FT. (192 IN.) (4877 MM)	7.21 IN. (183 MM)	0.625 IN. (16 MM) OR 0.910 IN. (23 MM)	
	16 FT. (192 IN.) (4877 MM)	9.21 IN. (234 MM)	0.625 IN. (16 MM) OR 0.910 IN. (23 MM)	
	16 FT. (192 IN.) (4877 MM)	11.21 IN. (285 MM)	0.625 IN. (16 MM) OR 0.910 IN. (23 MM)	



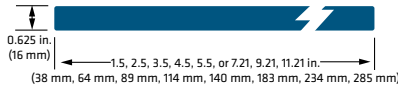
Metric units are rounded to the nearest millimeter. \*Special order items require minimum quantity and extended lead times.

# Cedar

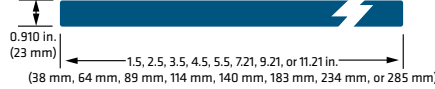
- Interior or exterior use, including corner boards, windows and doors
- Narrow widths save cutting time with no ripped edges to re-prime
- Pre-primed for exceptional paint adhesion
- 16' length results in faster installation
- Available in strand substrate



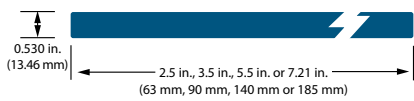
## LP SMARTSIDE 440 SERIES TRIM



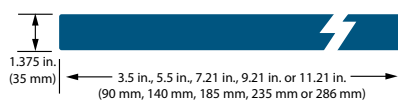
## LP SMARTSIDE 540 SERIES TRIM



## LP SMARTSIDE 190 SERIES TRIM



## LP SMARTSIDE 2000 SERIES TRIM



TEXTURE	LENGTH	ACTUAL WIDTH	ACTUAL THICKNESS	
CEDAR	16 FT. (192 IN.) (4877 MM)	1.5 IN. (38 MM)	0.625 IN. (16 MM) OR 0.910 IN. (23 MM)	
	16 FT. (192 IN.) (4877 MM)	2.5 IN. (64 MM)	0.530 IN. (13 MM), 0.625 IN. (16 MM) OR 0.910 IN. (23 MM)	
	10 FT. (120 IN.) (3048 MM)	3.5 IN. (89 MM)	0.625 IN. (16 MM) OR 0.910 IN. (23 MM)	SPECIAL ORDER*
	12 FT. (144 IN.) (3658 MM)	3.5 IN. (89 MM)	0.625 IN. (16 MM) OR 0.910 IN. (23 MM)	SPECIAL ORDER*
	16 FT. (192 IN.) (4877 MM)	3.5 IN. (89 MM)	0.530 IN. (13 MM), 0.625 IN. (16 MM), 0.910 IN. (23 MM) OR 1.375 IN. (35 MM)	SPECIAL ORDER*
	16 FT. (192 IN.) (4877 MM)	4.5 IN. (114 MM)	0.910 IN. (23 MM)	SPECIAL ORDER*
	10 FT. (120 IN.) (3048 MM)	5.5 IN. (140 MM)	0.625 IN. (16 MM) OR 0.910 IN. (23 MM)	SPECIAL ORDER*
	12 FT. (144 IN.) (3658 MM)	5.5 IN. (140 MM)	0.625 IN. (16 MM) OR 0.910 IN. (23 MM)	SPECIAL ORDER*
	16 FT. (192 IN.) (4877 MM)	5.5 IN. (140 MM)	0.530 IN. (13 MM), 0.625 IN. (16 MM), 0.910 IN. (23 MM) OR 1.375 IN. (35 MM)	SPECIAL ORDER*
	10 FT. (120 IN.) (3048 MM)	7.21 IN. (183 MM)	0.625 IN. (16 MM) OR 0.910 IN. (23 MM)	SPECIAL ORDER*
	12 FT. (144 IN.) (3658 MM)	7.21 IN. (183 MM)	0.625 IN. (16 MM) OR 0.910 IN. (23 MM)	SPECIAL ORDER*
	16 FT. (192 IN.) (4877 MM)	7.21 IN. (183 MM)	0.530 IN. (13 MM), 0.625 IN. (16 MM), 0.910 IN. (23 MM) OR 1.375 IN. (35 MM)	SPECIAL ORDER*
	10 FT. (120 IN.) (3048 MM)	9.21 IN. (234 MM)	0.625 IN. (16 MM) OR 0.910 IN. (23 MM)	SPECIAL ORDER*
	12 FT. (144 IN.) (3658 MM)	9.21 IN. (234 MM)	0.625 IN. (16 MM) OR 0.910 IN. (23 MM)	SPECIAL ORDER*
	16 FT. (192 IN.) (4877 MM)	9.21 IN. (234 MM)	0.625 IN. (16 MM), 0.910 IN. (23 MM) OR 1.375 IN. (35 MM)	SPECIAL ORDER*
	10 FT. (120 IN.) (3048 MM)	11.21 IN. (285 MM)	0.625 IN. (16 MM) OR 0.910 IN. (23 MM)	SPECIAL ORDER*
	12 FT. (144 IN.) (3658 MM)	11.21 IN. (285 MM)	0.625 IN. (16 MM) OR 0.910 IN. (23 MM)	SPECIAL ORDER*
	16 FT. (192 IN.) (4877 MM)	11.21 IN. (285 MM)	0.625 IN. (16 MM), 0.910 IN. (23 MM) OR 1.375 IN. (35 MM)	SPECIAL ORDER*
	20 FT. (240 IN.) (6096 MM)	3.5 IN. (89 MM)	0.625 IN. (16 MM) OR 0.910 IN. (23 MM)	
	20 FT. (240 IN.) (6096 MM)	5.5 IN. (140 MM)	0.625 IN. (16 MM) OR 0.910 IN. (23 MM)	
	20 FT. (240 IN.) (6096 MM)	7.21 IN. (183 MM)	0.625 IN. (16 MM) OR 0.910 IN. (23 MM)	
	20 FT. (240 IN.) (6096 MM)	9.21 IN. (234 MM)	0.625 IN. (16 MM) OR 0.910 IN. (23 MM)	
	20 FT. (240 IN.) (6096 MM)	11.21 IN. (285 MM)	0.625 IN. (16 MM) OR 0.910 IN. (23 MM)	

SPECIAL ORDER\*

SPECIAL ORDER\*

SPECIAL ORDER\*

SPECIAL ORDER\*

SPECIAL ORDER\*

SPECIAL ORDER\*

SPECIAL ORDER\*

SPECIAL ORDER\*

SPECIAL ORDER\*

SPECIAL ORDER\*

SPECIAL ORDER\*

SPECIAL ORDER\*

SPECIAL ORDER\*

SPECIAL ORDER\*

SPECIAL ORDER\*

SPECIAL ORDER\*

SPECIAL ORDER\*

SPECIAL ORDER\*

SPECIAL ORDER\*


SPECIAL ORDER\*

SPECIAL ORDER\*

SPECIAL ORDER\*

TEXTURE	LENGTH	ACTUAL WIDTH	ACTUAL THICKNESS
CEDAR-PLOUGHED FASCIA	16 FT. (192 IN.) (4877 MM)	5.5 IN. (140 MM)	0.625 IN. (16 MM)
CEDAR-PLOUGHED FASCIA	16 FT. (192 IN.) (4877 MM)	7.21 IN. (183 MM)	0.625 IN. (16 MM)

## LP SMARTSIDE 440 SERIES FASCIA



Metric units are rounded to the nearest millimeter. \*Special order items require minimum quantity and extended lead times.

# LP SmartSide Lap Siding Specifications

## Cedar Shakes

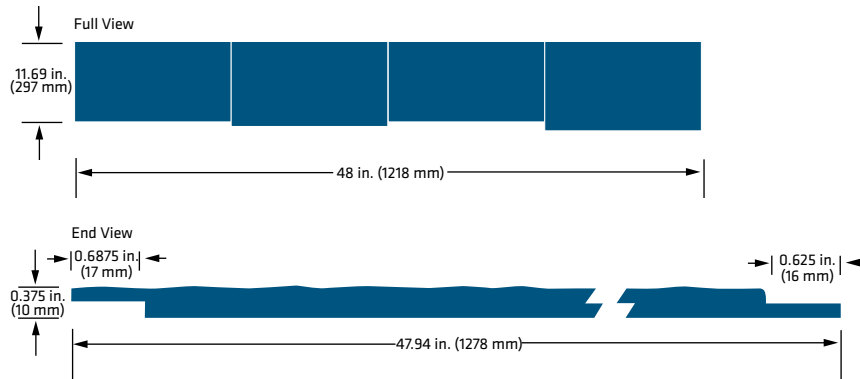
### The Luxurious Look Of Real Cedar Shakes

- The look of real cedar with easy installation and less maintenance over time
- Staggered edges offer a lively, textured effect
- Can be used on an entire house or as a decorative accent with any substrate
- Shiplap edges for seamless appearance
- Available in fiber substrate

Available as part of Architectural Collection



### LP® SMARTSIDE® CEDAR SHAKES



TEXTURE	LENGTH	ACTUAL WIDTH	ACTUAL THICKNESS
TEXTURED	47.94 IN. (1218 MM)	11.69 IN. (297 MM)	0.375 IN. (10 MM)



Metric units are rounded to the nearest millimeter. \*Special order items require minimum quantity and extended lead times.

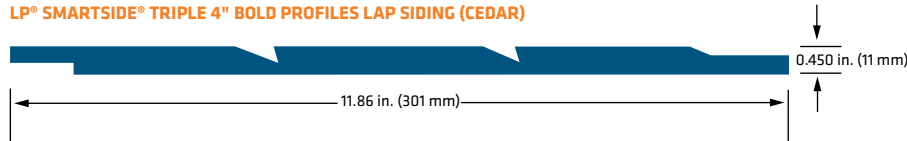
## 12" Bold Profiles

### Genuine Detail

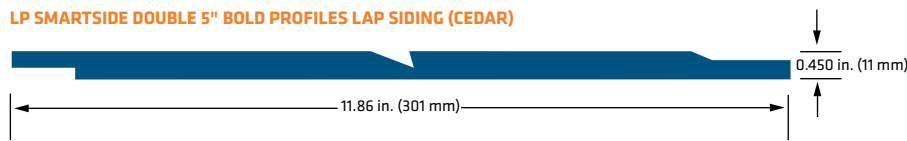
- Distinctive Triple 4" and Double 5" profiles
- Shiplap edges make it easier to level and apply
- Pre-primed for exceptional paint adhesion
- 16' length results in faster installation
- Available in fiber substrate

Available as part of Architectural Collection

#### LP SMARTSIDE® TRIPLE 4" BOLD PROFILES LAP SIDING (CEDAR)



#### LP SMARTSIDE DOUBLE 5" BOLD PROFILES LAP SIDING (CEDAR)



TEXTURE	LENGTH	ACTUAL WIDTH	ACTUAL THICKNESS
CEDAR	16 FT. (192 IN.) (4877 MM)	11.86 IN. (301 MM)	0.450 IN. (11 MM)



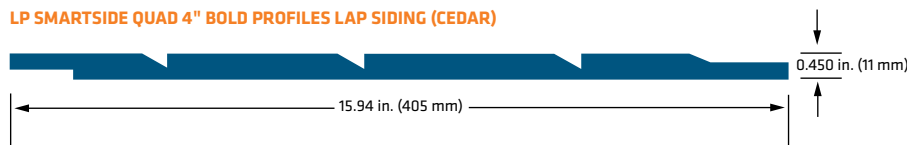
## 16" Bold Profiles

### Choices That Make A Statement

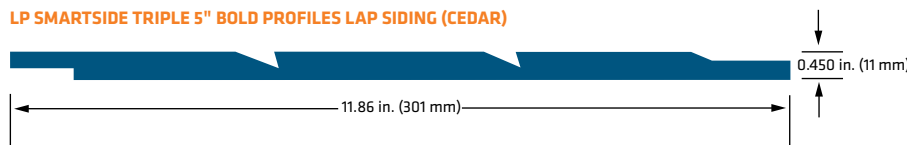
- This extra-wide 16" siding comes in three profiles: Quad 4", Triple 5" and Double 8"
- Pre-primed for exceptional paint adhesion
- 16' length results in faster installation
- Available in fiber substrate

Available as part of Architectural Collection

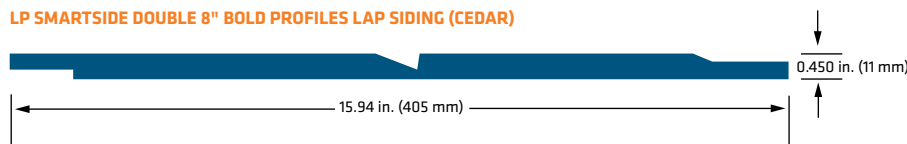
#### LP SMARTSIDE QUAD 4" BOLD PROFILES LAP SIDING (CEDAR)



#### LP SMARTSIDE TRIPLE 5" BOLD PROFILES LAP SIDING (CEDAR)



#### LP SMARTSIDE DOUBLE 8" BOLD PROFILES LAP SIDING (CEDAR)



TEXTURE	LENGTH	ACTUAL WIDTH	ACTUAL THICKNESS
CEDAR	16 FT. (192 IN.) (4877 MM)	15.94 IN. (405 MM)	0.450 IN. (11 MM)



Metric units are rounded to the nearest millimeter. \*Special order items require minimum quantity and extended lead times.

# LP SmartSide Lap Siding Specifications

## Colonial Beaded

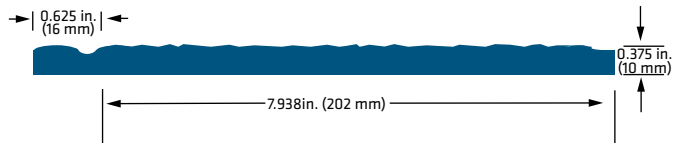
### Cutting Edge Meets Classical

- Colonial Beaded Lap siding endows homes with authentic American style
- Drip lines cast crisp shadows for maximum curb appeal
- Pre-primed for exceptional paint adhesion
- 16' length results in faster installation and fewer seams
- Available in fiber substrate

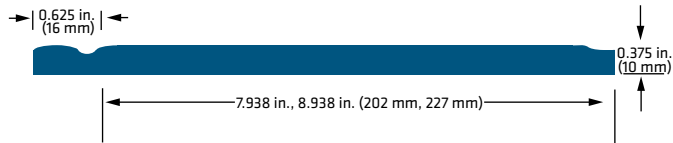
Available as part of Architectural Collection



### LP SMARTSIDE® COLONIAL BEADED LAP (CEDAR)



### LP SMARTSIDE COLONIAL BEADED LAP (SMOOTH)



TEXTURE	LENGTH	ACTUAL WIDTH	ACTUAL THICKNESS
CEDAR	16 FT. (192 IN.) (4877 MM)	7.938 IN. (202 MM)	0.375 IN. (10 MM)
SMOOTH	16 FT. (192 IN.) (4877 MM)	7.938 IN. (202 MM)	0.375 IN. (10 MM)
	16 FT. (192 IN.) (4877 MM)	8.938 IN. (227 MM)	0.375 IN. (10 MM)

## Self-Aligning

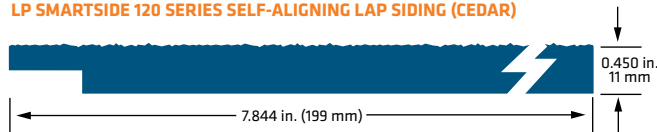
### Smarter Than The Average Siding

- Self-aligning lap siding that's easy to level, course after course
- Saves installation and labor time
- Pre-primed for exceptional paint adhesion
- 16' length results in faster installation
- Available in fiber substrate

Available as part of Architectural Collection



### LP SMARTSIDE 120 SERIES SELF-ALIGNING LAP SIDING (CEDAR)



TEXTURE	LENGTH	ACTUAL WIDTH	ACTUAL THICKNESS
CEDAR	16 FT. (192 IN.) (4877 MM)	7.844 IN. (199 MM)	0.450 IN. (11 MM)

Metric units are rounded to the nearest millimeter. \*Special order items require minimum quantity and extended lead times.



## Reverse Board And Batten

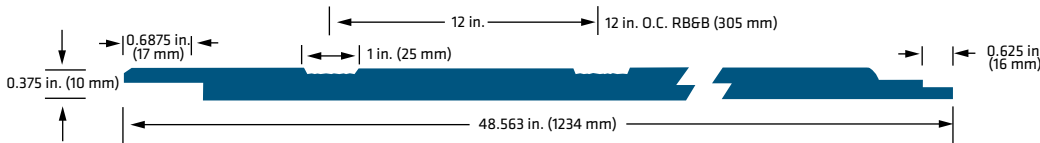
### Capture The Resilient Spirit Of Historic Architecture

- Rustic and cross-sawn, Reverse Board and Batten panel siding sports the weathered grain appearance of cedar
- Available in 8' and 9' lengths
- Shiplap edges make it easier to level and apply
- Pre-primed for exceptional paint adhesion
- Not rated for structural use
- Available in fiber substrate



Available as part of Architectural Collection

#### LP SMARTSIDE REVERSE BOARD AND BATTEN PANEL 12 IN. O.C.



TEXTURE	LENGTH	GROOVE	GROOVE WIDTH	ACTUAL WIDTH	ACTUAL THICKNESS
CEDAR	8 FT. (96 IN.) (2438 MM)	12 IN. O.C.	1 IN. (25 MM)	48.563 IN. (1234 MM)	0.375 IN. (10 MM)
	9 FT. (108 IN.) (2743 MM)	12 IN. O.C.	1 IN. (25 MM)	48.563 IN. (1234 MM)	0.375 IN. (10 MM)

## Lap

### The Natural Look Of Cedar Without The Cost

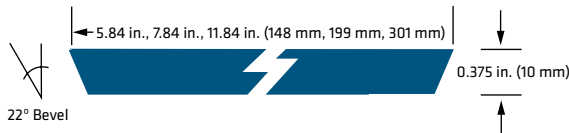
- One of the most durable lap siding options in the market today
- 16' length results in faster installation
- Up to 33% fewer seams than traditional 12' siding
- Pre-primed for exceptional paint adhesion
- Self-aligning SmartLock™ option installs faster and more efficient
- Available in strand substrate



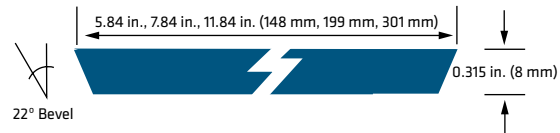
Available as part of Precision Series



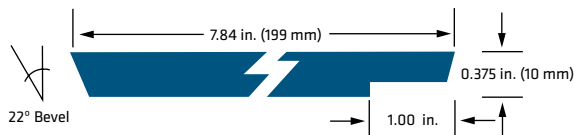
#### LP® SMARTSIDE® 76 SERIES LAP SIDING



#### LP SMARTSIDE 38 SERIES LAP SIDING



#### LP SMARTSIDE 76 SERIES SMARTLOCK LAP SIDING



TEXTURE	LENGTH	ACTUAL WIDTH	ACTUAL THICKNESS
CEDAR	16 FT. (192 IN.) (4877 MM)	5.84 IN. (148 MM)	0.315 IN. (8 MM) OR 0.375 IN. (10 MM)
	16 FT. (192 IN.) (4877 MM)	7.84 IN. (199 MM)	0.315 IN. (8 MM) OR 0.375 IN. (10 MM)
	16 FT. (192 IN.) (4877 MM)	11.84 IN. (301 MM)	0.315 IN. (8 MM) OR 0.375 IN. (10 MM)
SMARTLOCK CEDAR	16 FT. (192 IN.) (4877 MM)	7.84 IN. (199 MM)	0.375 IN. (10 MM)

Metric units are rounded to the nearest millimeter. \*Special order items require minimum quantity and extended lead times.

# LP SmartSide Lap Siding Specifications

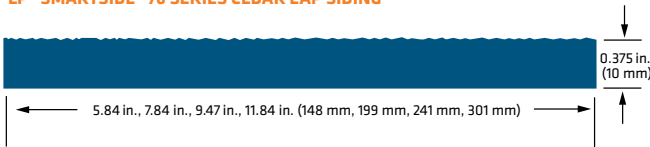
## Cedar Lap

### Durable Beauty

- The natural look of cedar
- Pre-primed for exceptional paint adhesion
- 16' length results in faster installation
- Available in fiber substrate

Available as part of Foundations

#### LP® SMARTSIDE® 76 SERIES CEDAR LAP SIDING



TEXTURE	LENGTH	ACTUAL WIDTH	ACTUAL THICKNESS
CEDAR	16 FT. (192 IN.) (4877 MM)	5.84 IN. (148 MM)	0.375 IN. (10 MM)
	16 FT. (192 IN.) (4877 MM)	7.84 IN. (199 MM)	0.375 IN. (10 MM)
	16 FT. (192 IN.) (4877 MM)	9.47 IN. (241 MM)	0.375 IN. (10 MM)
	16 FT. (192 IN.) (4877 MM)	11.84 IN. (301 MM)	0.375 IN. (10 MM)



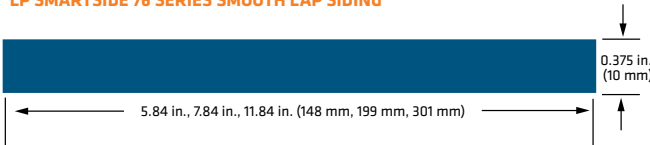
## Smooth Lap

### Understated Elegance

- Traditional look that accentuates the architectural features of any home
- Smooth texture for a clean finish
- Pre-primed for exceptional paint adhesion
- 16' length results in faster installation
- Available in fiber substrate

Available as part of Foundations

#### LP SMARTSIDE 76 SERIES SMOOTH LAP SIDING



TEXTURE	LENGTH	ACTUAL WIDTH	ACTUAL THICKNESS
SMOOTH	16 FT. (192 IN.) (4877 MM)	5.84 IN. (148 MM)	0.375 IN. (10 MM)
	16 FT. (192 IN.) (4877 MM)	7.84 IN. (199 MM)	0.375 IN. (10 MM)
	16 FT. (192 IN.) (4877 MM)	11.84 IN. (301 MM)	0.375 IN. (10 MM)



Metric units are rounded to the nearest millimeter. \*Special order items require minimum quantity and extended lead times.

# LP SmartSide Panel Specifications



## Stucco

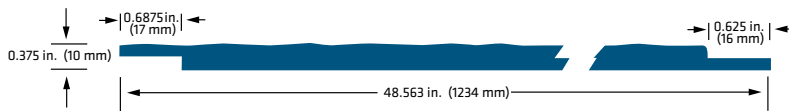
### Handcrafted Warmth At Your Fingertips

- The remarkably detailed soft, earthy, hand-troweled effect of stucco on a panel
- Deeply textured and varied from board to board
- Comes in easy-to-install shiplap edge panels
- Available pre-primed
- Not rated for structural use
- Available in fiber substrate

Available as part of Architectural Collection



#### LP SMARTSIDE STUCCO PANEL



TEXTURE	LENGTH	ACTUAL WIDTH	ACTUAL THICKNESS
STUCCO	8 FT. (96 IN.) (2438 MM)	48.563 IN. (1234 MM)	0.375 IN. (10 MM)
	9 FT. (108 IN.) (2743 MM)	48.563 IN. (1234 MM)	0.375 IN. (10 MM)

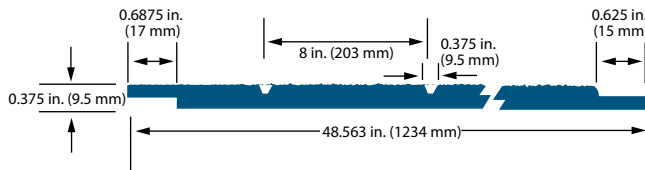
## Primed Panel

### Designed For Ease And Performance

- The shiplap edge makes it easy to install
- Pre-primed for exceptional paint adhesion
- Not rated for structural use
- Available in fiber substrate
- Cedar or smooth texture

Available as part of Foundations

#### LP SMARTSIDE 76 SERIES CEDAR PANEL 8 IN. O.C.



TEXTURE	LENGTH	GROOVE	GROOVE WIDTH	ACTUAL WIDTH	ACTUAL THICKNESS
CEDAR	8 FT. (96 IN.) (2438 MM)	8 IN. O.C.	3/8 IN. (9.5 MM)	48.563 IN. (1234 MM)	0.375 IN. (10 MM)
	9 FT. (108 IN.) (2743 MM)	8 IN. O.C.	3/8 IN. (9.5 MM)	48.563 IN. (1234 MM)	0.375 IN. (10 MM)
SMOOTH	8 FT. (96 IN.) (2438 MM)	8 IN. O.C.	3/8 IN. (9.5 MM)	48.563 IN. (1234 MM)	0.375 IN. (10 MM)



Metric units are rounded to the nearest millimeter. \*Special order items require minimum quantity and extended lead times.

# LP SmartSide Panel Specifications

## Panel

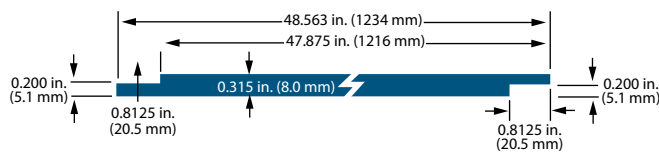
### A Panel So Strong It's Rated For Structural Use By The Engineered Wood Associator

- Shiplap edge with advanced bead system for easier alignment
- Pre-primed for exceptional paint adhesion
- Significantly lighter than comparable fiber cement panel
- Strong enough to be nailed directly to stud, making additional sheathing unnecessary in many applications
- Eliminates need for additional bracing on load-bearing walls
- Ideal exterior for homes in areas of high winds or seismic activity
- Available in strand substrate

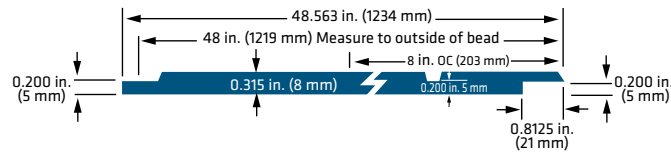


### Available as part of Precision Series

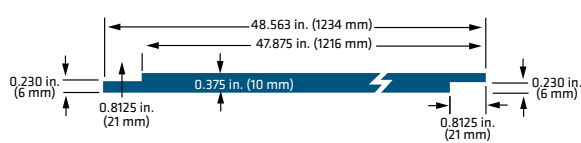
#### LP SMARTSIDE 38 SERIES PANEL (NO GROOVE)



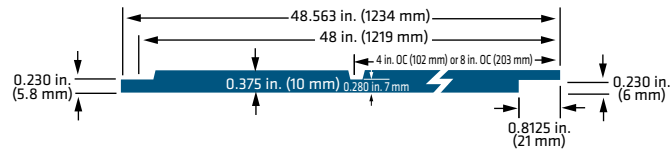
#### LP SMARTSIDE 38 SERIES PANEL 8 IN. O.C.



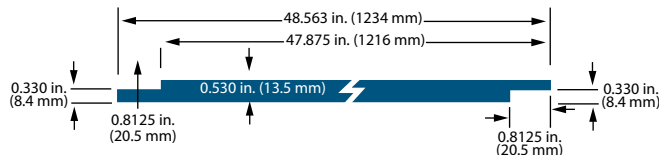
#### LP SMARTSIDE 76 SERIES PANEL (NO GROOVE)



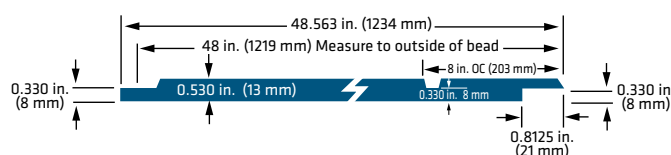
#### LP SMARTSIDE 76 SERIES PANEL 4 IN. & 8 IN. O.C.



#### LP SMARTSIDE 190 SERIES PANEL (NO GROOVE)



#### LP SMARTSIDE 190 SERIES PANEL 8 IN. O.C.



TEXTURE	LENGTH	GROOVE	GROOVE WIDTH	ACTUAL WIDTH	ACTUAL THICKNESS	
CEDAR	8 FT. (96 IN.) (2438 MM)	NO GROOVE	N/A	48.563 IN. (1234 MM)	0.315 IN. (8 MM), 0.375 IN. (10 MM)	
	8 FT. (96 IN.) (2438 MM)	NO GROOVE	N/A	48.563 IN. (1234 MM)	0.530 IN. (13 MM)	SPECIAL ORDER*
	9 FT. (108 IN.) (2743 MM)	NO GROOVE	N/A	48.563 IN. (1234 MM)	0.375 IN. (10 MM)	
	9 FT. (108 IN.) (2743 MM)	NO GROOVE	N/A	48.563 IN. (1234 MM)	0.315 IN. (8 MM) OR 0.530 IN. (13 MM)	SPECIAL ORDER*
	10 FT. (120 IN.) (3048 MM)	NO GROOVE	N/A	48.563 IN. (1234 MM)	0.375 IN. (10 MM)	
	10 FT. (120 IN.) (3048 MM)	NO GROOVE	N/A	48.563 IN. (1234 MM)	0.530 IN. (13 MM)	SPECIAL ORDER*
	8 FT. (96 IN.) (2438 MM)	4 IN. O.C.	3/8 IN. (13 MM)	48.563 IN. (1234 MM)	0.375 IN. (10 MM)	
	8 FT. (96 IN.) (2438 MM)	4 IN. O.C.	3/8 IN. (13 MM)	48.563 IN. (1234 MM)	0.530 IN. (13 MM)	SPECIAL ORDER*
	9 FT. (108 IN.) (2743 MM)	4 IN. O.C.	3/8 IN. (13 MM)	48.563 IN. (1234 MM)	0.375 IN. (10 MM)	
	9 FT. (108 IN.) (2743 MM)	4 IN. O.C.	3/8 IN. (13 MM)	48.563 IN. (1234 MM)	0.530 IN. (13 MM)	SPECIAL ORDER*
	10 FT. (120 IN.) (3048 MM)	4 IN. O.C.	3/8 IN. (13 MM)	48.563 IN. (1234 MM)	0.375 IN. (10 MM)	
	10 FT. (120 IN.) (3048 MM)	4 IN. O.C.	3/8 IN. (13 MM)	48.563 IN. (1234 MM)	0.530 IN. (13 MM)	SPECIAL ORDER*
	6 FT. (72 IN.) (1829 MM)	8 IN. O.C.	3/8 IN. (13 MM)	48.563 IN. (1234 MM)	0.315 IN. (8 MM)	
	6 FT. (72 IN.) (1829 MM)	8 IN. O.C.	3/8 IN. (13 MM)	48.563 IN. (1234 MM)	0.375 IN. (10 MM)	SPECIAL ORDER*
	7 FT. (84 IN.) (2134 MM)	8 IN. O.C.	3/8 IN. (13 MM)	48.563 IN. (1234 MM)	0.315 IN. (8 MM)	
	7 FT. (84 IN.) (2134 MM)	8 IN. O.C.	3/8 IN. (13 MM)	48.563 IN. (1234 MM)	0.375 IN. (10 MM)	SPECIAL ORDER*
	8 FT. (96 IN.) (2438 MM)	8 IN. O.C.	3/8 IN. (13 MM)	48.563 IN. (1234 MM)	0.315 IN. (8 MM), 0.375 IN. (10 MM) OR 0.530 IN. (13 MM)	
	9 FT. (108 IN.) (2743 MM)	8 IN. O.C.	3/8 IN. (13 MM)	48.563 IN. (1234 MM)	0.315 IN. (8 MM), 0.375 IN. (10 MM) OR 0.530 IN. (13 MM)	
	10 FT. (120 IN.) (3048 MM)	8 IN. O.C.	3/8 IN. (13 MM)	48.563 IN. (1234 MM)	0.315 IN. (8 MM), 0.375 IN. (10 MM) OR 0.530 IN. (13 MM)	

Metric units are rounded to the nearest millimeter. \*Special order items require minimum quantity and extended lead times.

# LP SmartSide Soffit Specifications



## Soffit

### The Finishing Touch

- The perfect alternative to MDO and plywood soffits
- Cut-to-width eliminates time spent ripping full sheets
- Engineered for closed soffit applications
- The 76 Series and 190 Series are ideal for use as the starter course for roofs with exposed soffits
- Available in strand substrate



Available as part of Precision Series


LP® SMARTSIDE® 4'X8' SOFFIT (TEXTURED)



LP SMARTSIDE 190 SERIES 4'X8' SOFFIT



LP SMARTSIDE 76 SERIES CUT-TO-WIDTH SOFFIT



LP SMARTSIDE 38 SERIES CUT-TO-WIDTH SOFFIT



TEXTURE	LENGTH	ACTUAL WIDTH	ACTUAL THICKNESS	
CEDAR	16 FT. (192 IN.) (4877 MM)	7.93 IN. (201 MM)	0.315 IN. (8 MM)	<b>SPECIAL ORDER*</b>
	16 FT. (192 IN.) (4877 MM)	11.93 IN. (303 MM)	0.315 IN. (8 MM)	
	16 FT. (192 IN.) (4877 MM)	11.93 IN. (303 MM)	0.375 IN. (10 MM)	
	16 FT. (192 IN.) (4877 MM)	15.93 IN. (405 MM)	0.315 IN. (8 MM)	
	16 FT. (192 IN.) (4877 MM)	23.93 IN. (608 MM)	0.315 IN. (8 MM)	
	8 FT. (96 IN.) (2438 MM)	47.875 IN. (1216 MM)	0.315 IN. (8 MM)	
	8 FT. (96 IN.) (2438 MM)	47.875 IN. (1216 MM)	0.375 IN. (10 MM)	
	8 FT. (96 IN.) (2438 MM)	47.875 IN. (1216 MM)	0.530 IN. (13.46 MM)	



Metric units are rounded to the nearest millimeter. \*Special order items require minimum quantity and extended lead times.

# LP SmartSide Soffit Specifications

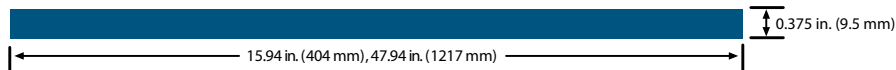
## Soffit

### The Perfect Match

- Installs quickly and easily
- Available in multiple sizes for extraordinary versatility
- Pre-primed for exceptional paint adhesion
- Available in fiber substrate
- Cedar or smooth texture

Available as part of Foundations

### LP SMARTSIDE 76 SERIES SOFFIT SIDING



TEXTURE	LENGTH	ACTUAL WIDTH	ACTUAL THICKNESS
CEDAR	8 FT. (96 IN.) (2438 MM)	47.94 IN. (1218 MM)	0.375 IN. (9.5 MM)
	9 FT. (108 IN.) (2743 MM)	47.94 IN. (1218 MM)	0.375 IN. (9.5 MM)
	16 FT. (192 IN.) (4876 MM)	15.94 IN. (404 MM)	0.375 IN. (9.5 MM)
SMOOTH	8 FT. (96 IN.) (2438 MM)	47.94 IN. (1218 MM)	0.375 IN. (9.5 MM)
	9 FT. (108 IN.) (2743 MM)	47.94 IN. (1218 MM)	0.375 IN. (9.5 MM)

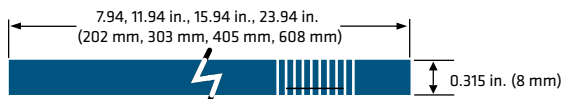
## Vented Soffit

### Engineered To Cut Out Problems

- The perfect alternative to MDO, plywood or hand-installed metal vents
- Precisely cut vents offer 10 square inches of ventilation per linear foot, making it easier to meet code requirements while adding architectural beauty
- Designed to minimize paint build-up and promote continuous airflow
- Vents are as small as International Building Codes allow (1/8"), to keep hornets and bees out
- Eliminates time spent ripping full sheets
- Available in strand substrate

Available as part of Architectural Collection

### LP® SMARTSIDE® CUT-TO-WIDTH VENTED SOFFIT



TEXTURE	LENGTH	ACTUAL WIDTH	ACTUAL THICKNESS
CEDAR	16 FT. (192 IN.) (4877 MM)	7.94 IN. (202 MM)	0.315 IN. (8 MM)
	16 FT. (192 IN.) (4877 MM)	11.94 IN. (303 MM)	0.315 IN. (8 MM)
	16 FT. (192 IN.) (4877 MM)	15.94 IN. (405 MM)	0.315 IN. (8 MM)
	16 FT. (192 IN.) (4877 MM)	23.94 IN. (608 MM)	0.315 IN. (8 MM)

**SPECIAL ORDER\***

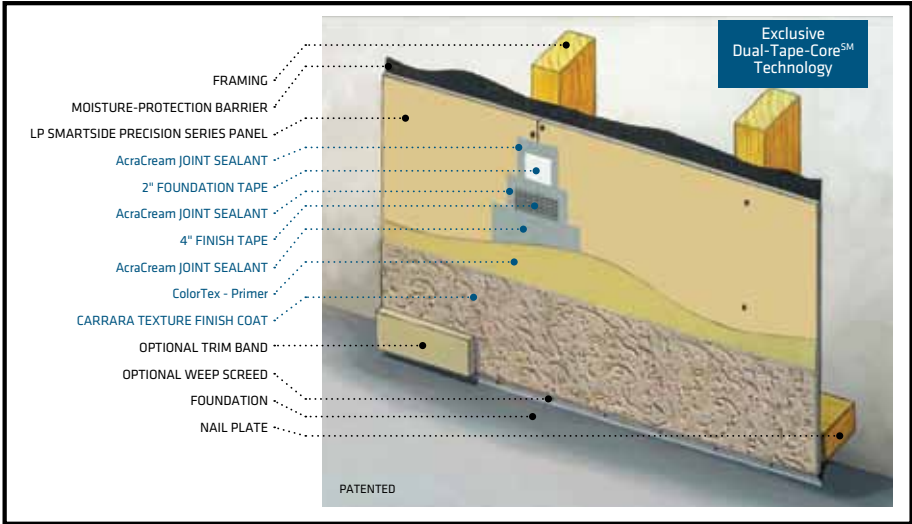
Metric units are rounded to the nearest millimeter. \*Special order items require minimum quantity and extended lead times.

# LP SmartSide Product Collection

	Trim & Fascia	Architectural Collection	Precision Series	Foundations
<b>Description</b>	Full range of options to complement any substrate, including wood, brick, vinyl or stucco	Distinctive selection of products, each developed with enduring beauty in mind	Robust and durable collection wood composite products; structurally-rated panels that can be applied direct to stud	Clean looks and lasting performance at a great value
<b>Products</b>	Variety of widths and textures, including plowed fascia	Cedar Textured Shakes* Bold Profiles* Colonial Beaded Lap* Reverse Board & Batten* Stucco Panel* Vented Soffit**	CedarTextured Lap APA Structurally-Rated Panel Textured Soffit	CedarTextured and Smooth Lap Smooth & Textured Soffit
<b>Treated Substrate</b>	Fiber-reversible Strand-cedar texture	Fiber* Strand**	Strand	Fiber
<b>Lengths</b>	Up to 20'	Up to 16'	Up to 16'	Up to 16'
<b>SmartGuard® manufacturing</b>	■	■	■	■
<b>5/50 Warranty</b>	■	■	■	■



# CarraraFinishes



CarraraFinishes combine the authentic look of real stucco and the strength of LP SmartSide engineered wood panels. It's a beautiful, more cost-effective alternative to traditional 3-coat stucco or Exterior Insulated Finishing System (EIFS) products. Choose the timeless look of CarraraFinishes and you'll be rewarded with an exterior finish that is tough, reliable, easy to install, and most importantly, absolutely beautiful!

For additional information please visit [www.lpcorp.com/smartside/carrarafinishes.com](http://www.lpcorp.com/smartside/carrarafinishes.com)

**LP SMARTSIDE SMOOTH PANEL FOR CARRARA STUCCO USE ONLY**



DISCLAIMER: THIS PRODUCT MUST BE USED WITH CARRARAFINISHES™

LENGTH	GROOVE	ACTUAL WIDTH	ACTUAL THICKNESS
8 FT. (96 IN.) (2438 MM)	NO GROOVE SQUARE EDGE	47.88 IN. (1216 MM)	0.315 IN. (8 MM), 0.375 IN. (10 MM) OR 0.530 IN. (13 MM)

Metric units are rounded to the nearest millimeter. \*Special order items require minimum quantity and extended lead times.