

MA Series

Grade 1 mortise lever and knob locks

The Falcon MA Series lock delivers high performance at an affordable cost for your office, hospital, education, or other commercial projects. One of Falcon's toughest and most dependable locks, the MA Series, provides security and is built to stand up to constant use without fail. The MA Series also makes retrofit easy with an interchangeable core that can be removed for quick, easy re-keying and is compatible with SFIC products from other manufacturers. Plus they're backed by one of the best names in the business - Allegion.

Features



*Excludes MA551
 **For 605, 606, 613, 625 and 626

MA Series

Features

Door thickness: Standard offering only accepts door thicknesses of 1³/₄" - 1⁷/₈". If door thickness is greater or less than above, but between 1³/₈" and 2¹/₂" then customer must specify thickness.

Backset: 2³/₄" only.

Case: Cold formed steel, zinc dichromate plated, .090" thick. Optional lead wrapping available.

Hubs: Hardened steel.

Handing: Right hand is standard; left hand optional. Reversible in the field.

Cylinders: Solid brass cylinder and plug. 5, 6 or 7-pin are available on standard cylinders. 6 or 7-pin are available on interchangeable core cylinder. Furnished with two nickel silver keys standard.

Keyways: Falcon "G" keyway standard on standard cylinder. "A" keyway standard on I/C cylinder. See price book for optional keyways

Bind resistant trim: Heavy-duty through-bolted inserts clamp the trim on the door assuring proper alignment. Provided with 8-32 screws for strength and thread sealant to prevent loosening.

Latch bolt: Two-piece stainless steel, mechanical anti-friction bolt. ³/₄" projection.

Dead bolt: 1" throw, stainless steel with two ¹³/₁₆" diameter hardened steel, free-turning, saw-resistant roller.

Faceplates: (armored front) 1¹/₄" x 8" brass or stainless steel adjustable for door bevel. Reinforced by heavy gauge steel with stabilizing ribs.

Strike: Brass or stainless steel. Meets ANSI AII5.1 for frame preparation. Strike is non-handed.

Electrified functions: Available in 12 or 24 VDC.

Indicator options: Occupied/Vacant or Locked/Unlocked.


Specifications

- Provide mortise locksets that comply with ANSI A156.13, Series 1000, Operational Grade 1 and Security Grade 1 with all standard trims and conventional mortise cylinders.
- Locksets comply with UL10B - neutral pressure and UL10C/UBC 7-2 –positive pressure testing requirements. All locks shall be UL listed for 3 hour fire door.
- Lock case shall be non-handed, reversible without opening the lock case, and shall be manufactured of zinc dichromate plated steel. Lock case shall be interchangeable for knob or lever applications without modifying the chassis, and shall be constructed with a screw configuration that limits access to operating parts.
- Latchbolt shall be 2-piece anti-friction type manufactured from stainless steel, with a standard 2³/₄" backset, a full ³/₄" throw and be field reversible. Deadbolt shall have 1" throw and shall be constructed of stainless steel, incorporating two ³/₁₆" diameter security roller pins.
- All trim shall be cast, forged, or wrought and through bolted with thread patch coated screws. Lever trim to have individual heavy duty springs for lever return, and independent rotation in both directions. Return to door style levers meets the ¹/₂" California State Fire Marshall requirement.
- Spindles to be independent, designed to 'break-away' at a maximum of 480 in./lbs. to prevent damage to the lock chassis.
- Provide standard non-handed curved lip strikes.
- Cylinders to be secured by a dual retainer.
- Acceptable manufacturer: Falcon Lock

Designs and styles

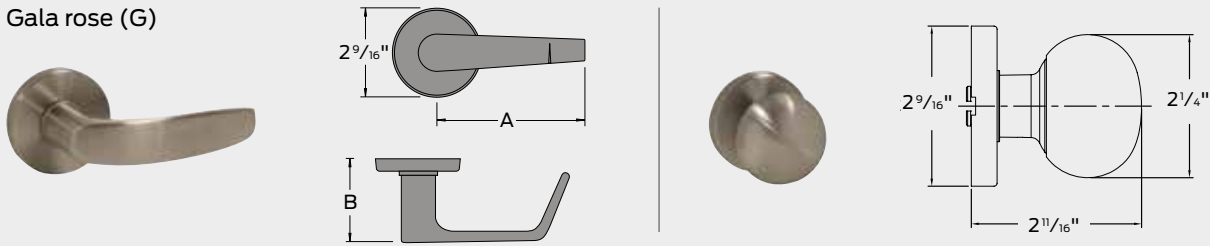
Lever/knob styles

Cast or forged levers (Avalon, Dane and Quantum, Boardwalk, Broadway, Latitude and Longitude) and wrought brass or stainless levers/knobs (Sutro and Hana), wrought rose and forged or wrought escutcheons are standard.

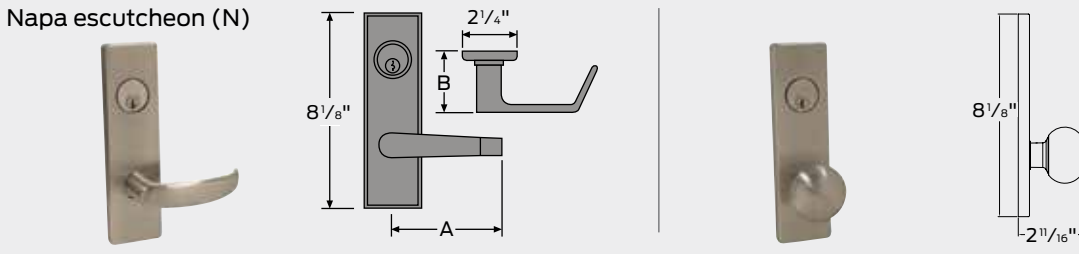


Trim styles

Gala rose (G)



Napa escutcheon (N)



Number	A - width	B - projection
AG/AN	4 1/2"	2 7/8"
DG/DN	4 1/2"	2 1/2"
QG/QN	4 3/4"	3"
SG/SN	4 7/8"	3"


Note: Falcon MA Series is available in several design combinations; "G" Gala rose or "N" Napa escutcheon and "H" Hana knob designation or four levers "A" Avalon, "D" Dane, "Q" Quantum and "S" Sutro. When specifying, example: AN, Avalon (A) lever - with Napa (N) escutcheon.

Trim finishes chart


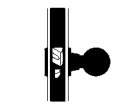




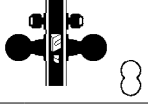
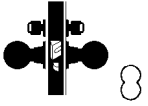

Description	ANSI No.	Available on
Bright brass	605	All trim
Satin brass	606	All trim
Oil rubbed bronze	613	All trim
Satin nickel	619	Lever trim only*
Matte black	622	Lever trim only*
Bright chrome	625	All trim
Satin chrome	626	All trim
Satin stainless steel	630	All trim
Aged bronze	643e	Lever trim only*

Functions

To order Falcon MA Series locksets, please consult page 21 for ordering information and assistance.

 Indicates interchangeable core available.

 Indicates indicator trim available.





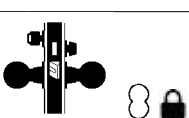
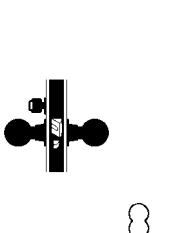
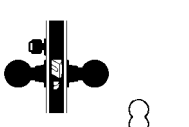
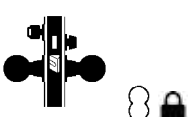

Catalog number	ANSI	Function outside/inside	Name	Description
MA101	F 01		Passage/closet latchset	Latch bolt operated by knob/lever from either side at all times.
MA161	F 31		Connecting room/exit lock	Latch bolt operated by knob/lever from inside. No trim outside. Auxiliary dead latch.
MA301	F 02		Privacy lock	Latch bolt operated by knob/lever from either side. Dead bolt operated by turn from inside and by emergency release from outside.
MA311	F 19		Privacy lock with inside lever release	Latch bolt operated by knob/lever from either side. Dead bolt operated by turn from inside and emergency release from outside. Operating inside knob/lever retracts both bolts.
MA321	F 22		Privacy lock with no entry lockout	Latch bolt operated by knob/lever from either side except when outside knob/lever is locked by inside turn. Operating inside knob/lever, closing door or operating outside emergency release unlocks outside knob/lever.
MA371	F 14		Store door lock	Latch bolt operated by knob/lever from either side. Dead bolt operated by key from either side.
MA381	F 09		Apartment exit lock	Latch bolt operated by knob/lever from either side, except when outside knob/lever is locked by key from inside. When outside knob/lever is locked, latch bolt is retracted by key from outside or by operating inside lever. Auxiliary dead latch.
MA411	F 30		Asylum lock	Latch bolt operated by key from either side. Both knobs/levers always inoperative. Auxiliary dead latch. Caution: Double cylinder locks on residences and any door, in any structure, which is used for egress are a life safety hazard in times of emergency and their use is not recommended. Installation should be in accordance with existing codes only.
MA431	F 34		Security lock with deadbolt	Latch bolt operated by knob/lever from either side except when outside knob/lever is locked from inside or outside by key. Dead bolt retracted by key from inside or outside. Operating inside knob/lever retracts both bolts and unlocks outside. Latch bolt dead locked when dead bolt is thrown.

Functions

To order Falcon MA Series locksets, please consult page 21 for ordering information and assistance.


 Indicates interchangeable core available.

 Indicates indicator trim available.


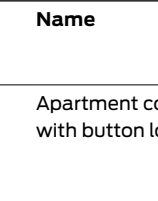
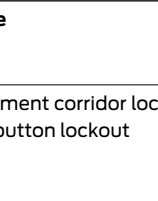
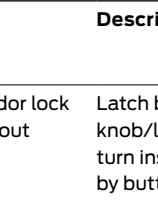
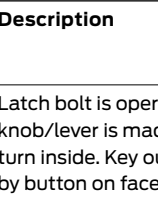
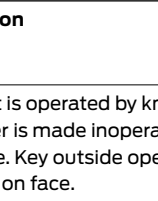
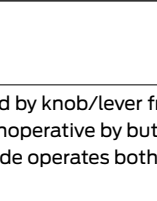
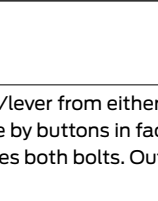
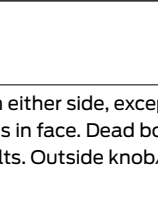
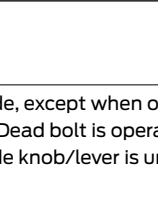
Catalog number	ANSI	Function outside/inside	Name	Description
MA441	F 32		Classroom security lock	Latch bolt operated by knob/lever from either side except when outside knob/lever is locked from inside or outside by key. When outside knob/lever is locked, latch bolt is retracted by key from inside or outside or by operating inside knob/lever. Auxiliary dead latch.
MA451	F 15		Hotel guest lock	Latch bolt operated by key from outside or by operating inside knob/lever. Outside knob/lever is always inoperative. Dead bolt projected by turn from inside and all keys except emergency key are shut out. Operating inside knob/lever retracts both bolts. Auxiliary dead latch.
MA521	F 04		Entry/office lock with button lockout	Latch bolt operated by knob/lever from either side except when outside knob/lever is made inoperative by buttons in face. When outside knob/lever is locked, latch bolt is retracted by key from outside or by operating inside knob/lever. Auxiliary dead latch. Outside knob/lever is unlocked by button on face.
MA531	F 12/ F 20		Apartment corridor lock	Latch bolt operated by knob/lever from either side, except when outside knob/lever is made inoperative by buttons in face. Dead bolt operated by key outside or turn inside. Key outside operates both bolts. Operating inside knob/lever retracts both bolts and outside remains locked. Latch bolt is deadlocked when outside knob/lever is made inoperative or when the dead bolt is projected. When dead bolt is retracted, knob/lever is unlocked by buttons in face.
MA541	F 21		Entry/office lock	Latch bolt operated by knob/lever from either side. Dead bolt operated by key from outside or turn from inside.
MA551	F 06		Holdback lock	Latch bolt operated by lever from either side except when outside lever is locked from outside by key. Latch bolt can be locked in a retracted position by key. When outside lever is locked, latch bolt is retracted by key from outside or by operating inside lever unless latch bolt has been locked in a retracted position. Auxiliary dead latch. To activate the Holdback Function – from the unlocked position rotate the outside lever/knob to retract the latchbolt. Rotate key 360°. Release lever/knob. To release Holdback Function, rotate key 360° clockwise. Note: Chassis is handed.
MA561	F 05		Classroom lock	Latch bolt operated by knob/lever from either side except when outside knob/lever is locked from outside by key. When outside knob/lever is locked, latch bolt is retracted by key from outside, or by operating inside knob/lever. Auxiliary dead latch deadlocks latchbolt when door is closed. Inside knob/lever always free for immediate exit.
MA571	F 13		Dormitory or exit lock	Latch bolt operated by knob/lever from either side. Dead bolt projected by key from outside and turn from inside. Operating inside knob/lever retracts both bolts and unlocks outside.
MA581	F 07		Storeroom lock	Latch bolt operated by key from outside or by operating inside knob/lever. Outside knob/lever is always inoperative. Auxiliary dead latch.

Functions

To order Falcon MA Series locksets, please consult page 21 for ordering information and assistance.

 Indicates interchangeable core available.

 Indicates indicator trim available.

Catalog number	ANSI	Function outside/inside	Name	Description
MA621	F 08/ F 10		Apartment corridor lock with button lockout	Latch bolt is operated by knob/lever from either side, except when outside knob/lever is made inoperative by buttons in face. Dead bolt is operated by turn inside. Key outside operates both bolts. Outside knob/lever is unlocked by button on face.
MA641	NA		Dormitory lock	Latch bolt by knob/lever inside and key outside. Inside knob/lever free. Outside knob/lever rigid. Deadbolt by key outside or T-turn inside. Rotating inside knob/lever retracts both bolts. Deadlocking latch.
MA851	NA		Storeroom-fail safe (EL - 12 or 24V DC) (RX option - request to exit)	Latch bolt operated by knob/lever from either side except when outer knob/lever is electrically locked. When outer knob/lever is locked, latch bolt retracted by key in cylinder outside. Deadlocking latch. Note: Specify 12 or 24V DC.
MA881	NA		Storeroom-fail secure (EU - 12 or 24V DC) (RX option- request to exit)	Latch bolt operated by knob/lever from inside except when outer knob/lever is electrically unlocked, then latch bolt from either side. When locked, key in cylinder outside retracts latch bolt. Deadlocking latch. Note: Specify 12 or 24V DC.
MA911	F 29		Classroom dead lock	Key from outside operates dead bolt. Turn from inside retracts but does not project dead bolt.
MA921	F 18		Outside only deadlock	Dead bolt operated by key from outside only.
MA931	F 16		Two sided deadlock	Dead bolt operated by key from either side. Caution: Double cylinder locks on residences and any door, in any structure, which is used for egress are a life safety hazard in times of emergency and their use is not recommended. Installation should be in accordance with existing codes only.
MA941	F 17		Deadlock with inside turn	Dead bolt operated by key from outside and by turn from inside.
MA12	NA		Single dummy	Single dummy trim
MA18	NA		Double dummy	Double dummy trim

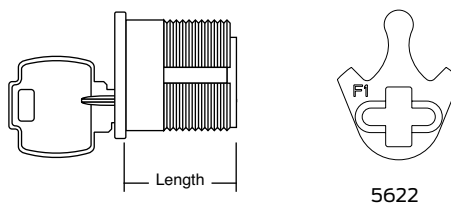
Standard mortise cylinders

Only the finest materials are used in the manufacture of our cylinders. Modern equipment and gauging ensure consistent, reliable production of our entire line of cylinders. We offer a full and complete line of spacer rings, cylinder guards and spring washers, as well as numerous cams to fulfill the requirements of most applications. Standard mortise cylinders are furnished as 5- or 6-pin as standard. 7-pin cylinders are available. All keyed cylinders are supplied with two nickel silver keys.

Standard core MA Series function/cam chart

Catalog number	Outside cam no.	Inside cam no.
MA371	5622	5622
MA381	5621	5620
MA411	5622	5622
MA431	5622	5622
MA441	5622	5622
MA451	5622	
MA521	5622	
MA531	5622	
MA541	5622	
MA551	5622	
MA561	5622	
MA571	5622	
MA581	5622	
MA621	5622	
MA641	5622	
MA851	5622	
MA881	5622	
MA911	5622	
MA921	5622	
MA931	5622	5622
MA941	5622	

Cam numbers
 5622 = standard cam
 5620 = F09 standard inside MA381
 5621 = F09 standard outside MA381



Catalog number	Length
Standard cylinders	
985	1 1/8"
987	1 3/8"
988	1 1/2"
990	1 3/4"
992	2"
Hotel/motel cylinders	
250	1 1/8" RH 6-pin
251	1 1/4" RH 6-pin
252	1 3/8" LH 6-pin
253	1 3/8" LH 7-pin

Special hotel/motel cylinders, furnished with cam A09894-001-00.

Note: To order cylinder separately, order by listing catalog number for required length and cam number as indicated in chart above. Also, specify finish and number of pins.

Example: 986 with A09897-000-00, 626, 6-pin

Cylinders, cores and guards

Interchangeable cores for mortise cylinders

All Falcon MA Series keyed locks are available with mortise cylinders that will accept Falcon small format interchangeable cores (SFIC) as well as some other manufacturers' SFIC. Interchangeable core cylinders are available in 6- or 7-pin configurations, for increased security by quick change of keying. Interchangeable core cylinders allow the capability of immediately changing the keying on any door without the necessity of disassembling the lock. The core is removed by use of a special "control" key. Rotating the key to the right and gently pulling will disengage the core from the housing. The replacement core is then inserted and the control key rotated to the left to "lock" the core in place and the control key is removed.

To order: Falcon mortise locks with interchangeable cores, add "G" 6- or 7-pin in detail area of order.

To order: Falcon mortise locks for interchangeable core, less core (SFIC), add "B" 6- or 7-pin in detail area of order.

Interchangeable core MA Series function/cam chart

Catalog number	Outside cam no.	Inside cam no.
MA371	5622-IC	5622-IC
MA381	5621-IC	5620-IC
MA411	5622-IC	5622-IC
MA431	5622-IC	5622-IC
MA441	5622-IC	5622-IC
MA451	5622-IC	
MA521	5622-IC	
MA531	5622-IC	
MA541	5622-IC	
MA551	5622-IC	
MA561	5622-IC	
MA571	5622-IC	
MA581	5622-IC	
MA621	5622-IC	
MA641	5622-IC	
MA851	5622-IC	
MA881	5622-IC	
MA911	5622-IC	
MA921	5622-IC	
MA931	5622-IC	5622-IC
MA941	5622-IC	

Cam numbers

5622-IC = interchangeable cam

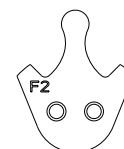
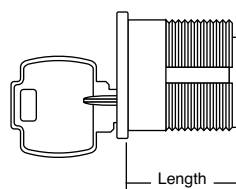
5620-IC = F09 Interchangeable Inside MA381

5621-IC = F09 interchangeable Outside MA381

Note: Construction keying available. Reference page 101 for more information.



All keyed cylinders are supplied with two nickel silver keys.



5622-IC

Catalog number	Length
Standard cylinders	
C987	1 ³ / ₈ "
C988	1 ¹ / ₂ "
C990	1 ³ / ₄ "
C992	2"
Hotel/motel cylinders	
C261	1 ¹ / ₂ " RH
C262	1 ⁵ / ₈ " RH
C264	1 ¹ / ₂ " LH
C265	1 ⁵ / ₈ " LH

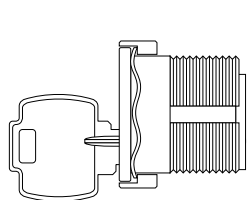
Special hotel/motel cylinders furnished with cam A12667-007-00.

Note: To order the cylinder housing only, order by listing catalog number for required length and cam number as indicated in the chart. Also specify finish and pin condition.

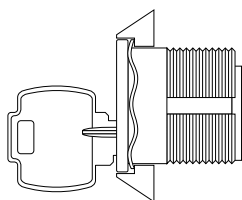
Example: No. C987 with A12667-003-00, 626, for 7-pin interchangeable core.

Cylinder guards

Falcon offers two different types of cylinder guards in various thicknesses to work with sectional or escutcheon trim, different door ranges and various cylinder lengths. Our standard cylinder, 985, is 1 1/8" long. The factory will furnish the correct cam(s) and cylinder guard for the function and door thickness specified. The A08790 and A08794 cylinder guards in bar stock brass are available to accommodate different cylinder lengths and door thicknesses as shown.



985 cylinder with A08790 cylinder guard.



985 cylinder with A08794 cylinder guard.



A08790



A08794

Escutcheon trim ring

Door thickness	Function	985 1 1/8"	986 1 1/4"	(c)987 1 3/8"	(c)988 1 1/2"
1 1/2"	Single cylinder	—	A08790-000	A08790-001	A08790-002
1 1/2"	Double cylinder	A08790-000	—	—	—
1 3/4"	Single cylinder	—	—	A08790-000	A08790-001
1 3/4"	Double cylinder	—	A08790-000	A08790-001	A08790-002
2"	Single cylinder	—	—	A08790-000	A08790-001
2"	Double cylinder	—	—	A08790-000	A08790-001
2 1/4"	Single cylinder	—	—	—	A08790-000
2 1/4"	Double cylinder	—	—	—	—
2 1/2"	Single cylinder	—	—	—	—
2 1/2"	Double cylinder	—	—	—	—

Sectional trim ring

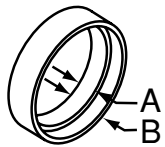
Door thickness	Function	985 1 1/8"	986 1 1/4"	(c)987 1 3/8"	(c)988 1 1/2"
1 1/2"	Single cylinder	A08794-001	A08794-002	—	—
1 1/2"	Double cylinder	A08794-002	A08794-003	—	—
1 3/4"	Single cylinder	A08794-000	A08794-001	A08794-002	—
1 3/4"	Double cylinder	A08794-001	A08794-002	A08794-003	—
2"	Single cylinder	—	A08794-000	A08794-001	A08794-002
2"	Double cylinder	A08794-000	A08794-001	A08794-002	A08794-003
2 1/4"	Single cylinder	—	—	A08794-000	A08794-001
2 1/4"	Double cylinder	—	A08794-000	A08794-001	A08794-002
2 1/2"	Single cylinder	—	—	—	A08794-000
2 1/2"	Double cylinder	—	—	A08794-000	A08794-001

Specify part number and finish when ordering. (e.g. A08790-000-626)
 **Single cylinder functions

Cylinders, cores and guards

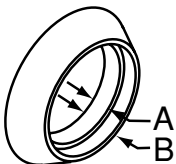
Blocking ring and cylinder guards

Dimensions and part numbers



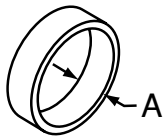
Straight Protective Collar
used on escutcheon trim

Dim. A	Dim. B	Part No.
$3/32''$	$9/32''$	A08790-000
$7/32''$	$13/32''$	A08790-001
$11/32''$	$17/32''$	A08790-002
$15/32''$	$21/32''$	A08790-003
$43/64''$	$55/64''$	A08790-004



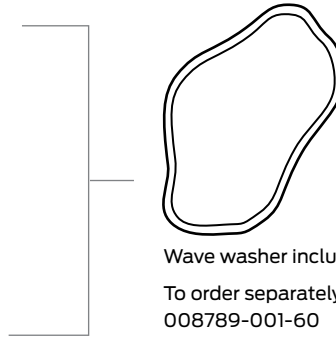
Tapered Protective Collar
used on sectional trim

Dim. A	Dim. B	Part No.
$3/32''$	$9/32''$	A08794-000
$7/32''$	$13/32''$	A08794-001
$11/32''$	$17/32''$	A08794-002
$15/32''$	$21/32''$	A08794-003



Blocking Ring

Dim. A	Dim. B	Part No.
$1/8''$	—	008876-000
$3/16''$	—	008876-005
$1/4''$	—	008876-001
$3/8''$	—	008876-002
$1/2''$	—	008876-003
$5/8''$	—	008876-004



Wave washer included.

To order separately, specify
008789-001-60

Options and accessories

Trim packages

Both knob and lever trim packages are available to allow complete replacement of inner and outer trim on any lock function. Packages include inside and outside trim, spindle and mounting screws. Please see current price book for more details.

Trim options



Abrasive coated knobs and levers

All knobs and levers are available with abrasive coating to identify entrances to hazardous areas to the handicapped.

Knurled levers

Levers are available knurled to identify entrances to hazardous areas to the handicapped.

Lead wrapping

MA Series locksets and latchsets are available with lead-wrapping for use on X-ray room doors (or similar situations).

Strikes

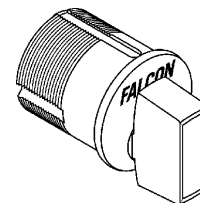
Manufactured from heavy gauge brass or stainless steel. Meets ANSI Standard A115.1 for frame preparation. Strikes are available with various lip lengths.



Thumb turn/threaded cylinders

(sold separately)

Standard thumb turn threaded cylinders for deadbolt operation of MA Series locks may be used in lieu of surface mounted thumb turns. Furnished with A09894-1 cam. Available in length indicated and all MA Series finishes.



Catalog number	Length
973	1 1/8" RH (turns counter-clockwise)
974	1 1/8" LH (turns clockwise)

Indicators

(Available in Gala Rose & Napa Escutcheon)

Two different variations are available to communicate the status of the door on the outside: Occupied/Vacant or Locked/Unlocked.



Allegion Connect

Cross-category solution using common interconnect components for electrified options.



Function cross-reference chart

MA Series Grade 1 mortise locks

ANSI no.	Function	Falcon	Arrow	Stanley Commercial	Corbin/Ruswin	Dorma	Hager	Marks	Sargent	Yale
F 01	MA101	Passage or closet latch	A-B01	QMS/QME 130	ML2010	9010	3810S/3810E	5-55N	8215	8801
F 02	MA301	Privacy, bedroom/bath	-	-	ML2020	-	3840S/3840E	5-55L	8268	-
F 04	MA521	Entry lock	A-B22	QMS/QME 150	ML2051	9050	3853S	5-55E	8205	8807
F 05	MA561	Classroom lock	A-B17	QMS/QME 160	ML2055	9070	3870S/3870S	5-55J	8237	8808
F 06	MA551	Holdback lock	-	-	ML2056	9076	-	5-55JM/JR	8289	8824
F 07	MA581	Storeroom/closet lock	A-B12	QMS/QME 170	ML2057	9080	3880S/3880E	5-55EW	8204	8805
F 08/F 10	MA621	Front door/apartment corridor	A-B21	-	ML2048	-	3861S/3861S	5-55A	8247	-
F 09	MA381	Apartment, exit	A-B32	QMS/QME164	ML2042	9060	-	5-55G	8216	8817-2
F12/F 20	MA531	Apartment corridor door lock	A-B11	QMS/QME 154	ML2067	9953	3856S/3856E	5-55F	8243	8847
F 13	MA571	Dormitory or exit lock	A-B19	QMS/QME 152	ML2065	9956	-	5-55FW	8225	8822
F 14	MA371	Store door lock	A-B31	QMS/QME 174	ML2022	9966	-	5-55C	8226	8860-2
F 15	MA451	Hotel guest lock	A-B15/16	-	ML2029	9985	-	5-55H	8250	8820
F 16	MA931	Dead lock	A-B42	-	ML2012	9962	-	-	8222	8814-2
F 17	MA941	Dead lock	A-B41	-	ML2013	9960	-	-	8221	8815
F 18	MA921	Dead lock	A-B40	-	ML2011	9961	-	-	8220	8814
F 19	MA311	Privacy, bedroom/bath	A-B02	QMS/QME 145	ML2030	9940	-	5-55LF	8266	8802
F 21	MA541	Room door lock	A-B13	-	ML2024	9973	3850S	5-55B	8224	8860
F 22	MA321	Privacy, bedroom/bath	A-B26	QMS/QME 140	ML2060	9040	-	5-55LJ	8265	8862
F 29	MA911	Classroom dead lock	-	-	-	9963	-	-	8203	8813ST
F 30	MA411	Asylum or institutional lock	A-B33	QMS/QME 172	-	9082	3882S/3882E	5-55WW	8217	8830-2
F 31	MA161	Exit or communicating lock	-	-	-	9025	-	5-55EX	8213	8828
F 32	MA441	Intruder latch bolt lock	A-B37	QMS/QME 162	ML2052	9071	3857S/3857E	5-55GC	8238	8808-2
F 34	MA431	Intruder dead bolt lock	-	-	-	9967	-	5-55FC	8240	8812-2
NA	MA12	Single dummy	-	QMS/QME 120	ML2050	-	3817S/3817E	5-55DI/DO	8293	855/855FL
NA	MA18	Double dummy	-	QMS/QME 122	ML2070	-	3827S/3827E	5-55DT	8294	836B/838FL
NA	MA851	Storeroom-fail safe (EL-12 & 24 VAC or VDC)	A-B181/183	-	ML20903	9080EL	3880EL	5-55EL	8270	8880
NA	MA881	Storeroom-fail secure (EU-12 & 24 VAC or VDC)	A-B177/179	-	ML20905	9080EU	3880EU	5-55EU	8271	8881
NA	MA641	Dormitory lock	-	-	-	-	-	-	-	-

All effort has been made to make this information comprehensive. Since no two products are exactly alike, this data represents those products which are similar. This information was obtained from trade services and is not guaranteed nor meant to represent any product as equal to any other product.

How to order

For correct ordering, and to ensure no delays in shipment of your order, the following descriptive data must be listed in the sequence shown. Necessary information can be found in other parts of this catalog. The example below shows an order for 16 each MA locksets in the 521 Entry function, DG (Dane-Gala) trim design in a 626 (satin chrome) finish, 8 RH (right hand) and 8 LH (left hand) to accommodate doors 1 3/4" thick with AA1-AA16 keying.

- **Quantity:** Indicate the quantity required.
- **Catalog number:** Select catalog number.
- **Trim design:** Indicate letter of knob or lever design followed by letter of rose or escutcheon design.
 - Example: DG-D for Dane lever followed by G for Gala rose.
- **Finish:** When the finish is the same for the outside and inside trim, it is shown once (626). Outside finish always precedes inside finish on split finishes (605 x 625).
- **Latches:** Two-piece mechanical anti-friction standard. All catalog numbers shown in this catalog indicate 2 3/4" backset.
- **Strikes:** 4 7/8" x 1 1/4" x 1 5/16" lip-to-center with curved lip standard. Optional strikes with shorter or longer lip lengths available.
- **Cylinder type:** For 6-pin, add 6-pin. For 7-pin, add 7-pin.
- **Door hand:** See chart.
- **Keying detail:** We suggest using the standard terms developed by the A.H.C. (consult factory).
 - Example: AA1 - Grand Master keyed, Master keyed, change key 1.
- **Interchangeable core:** To order product capable of accepting an interchangeable core, add "B" less SFIC (for interchangeable core). To order product with an interchangeable core, add "SFIC" (with interchangeable core).
 - Example: "G" with Falcon SFIC core.
- **Keyways:** "G" is standard on regular cylinders, "A" is standard on interchangeable cores. Other keyways available. See price book.
- **Additional keys:** Note the total number of keys required.
- **Large bow keys:** Add—"with large bow keys".

How to order example

Qty.	Catalog number	Trim design	Finish	Latch	Strike	Cylinder	Door hand				Detail
							RH	LH	RHR	LHR	
8	MA521P	DG	626	Std	Std	6-pin	X				AA1-AA8 1 3/4" DR
8	MA521P	DG	626	Std	Std	6-pin		X			AA9-AA16 1 3/4" DR