

QH331

Machine Parts manual

QH331-en-190814



QH331

Copyright © Sandvik Construction Mobile Crushers and Screens Ltd.

All rights reserved. No parts of this document may be reproduced or copied in any form or by any means without written permission from Sandvik. All data and information in this manual may be changed without further notice. Reservation for misprints.



Sandvik Construction Mobile Crushers and Screens Ltd.

Tullyvannon, Ballygawley, Co.Tyrone, Northern Ireland, BT70 2HW

Tel. +44 (0) 28 8556 7799, Fax +44 (0) 28 8556 7007

W: www.sandvikmobiles.com

E: info.mobilecs@sandvik.com

Spare Parts



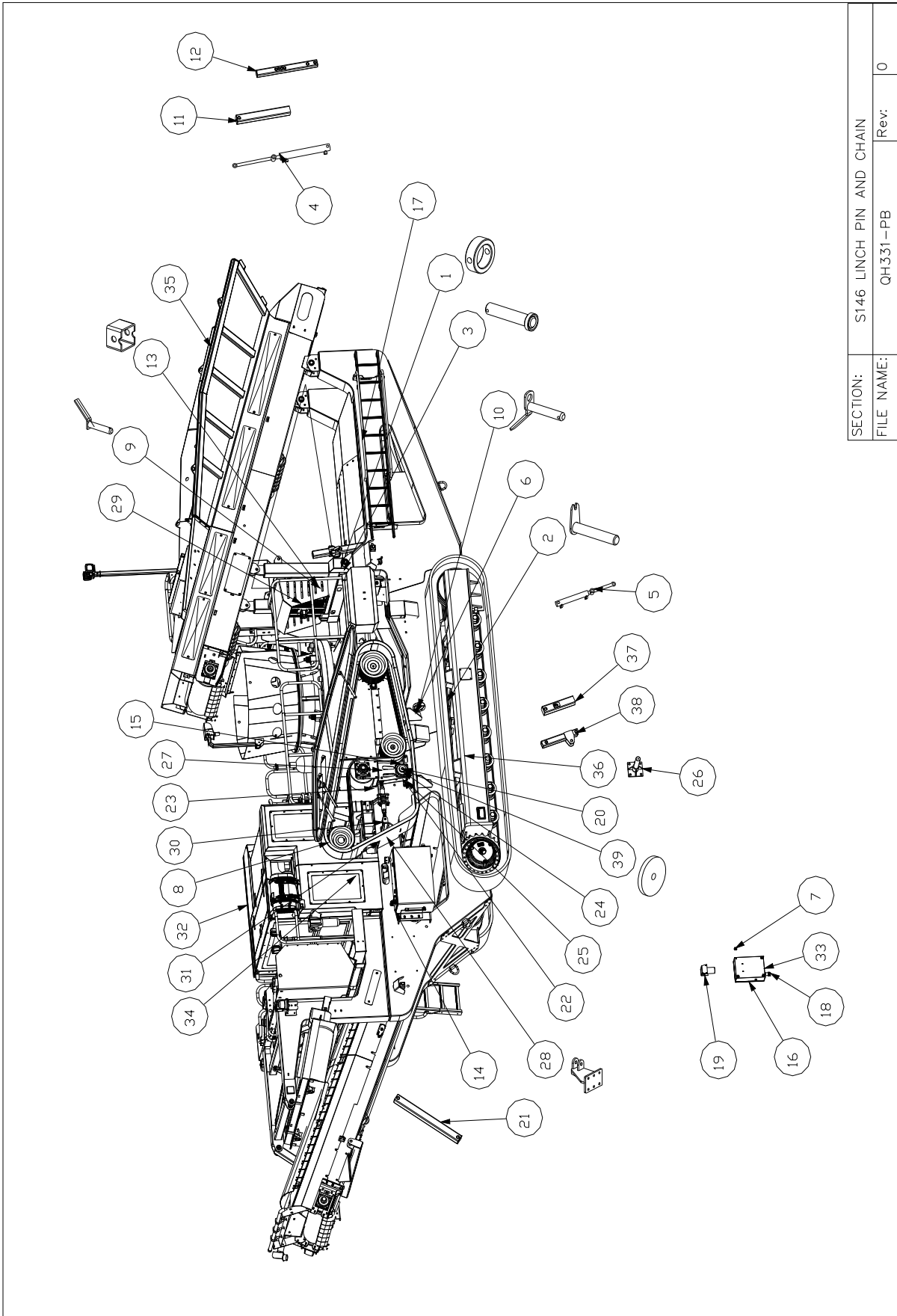
Introduction

Ordering Procedure:

To ensure correct delivery of your replacement part when ordering please quote:

- a. Machine, Model and Serial Number
- b. Year of Manufacture
- c. Actual Part Number
- d. Part Description
- e. Illustration Reference Number and Page Number
- f. Quantity Required

This information will enable us to supply the part with a minimum of delay.

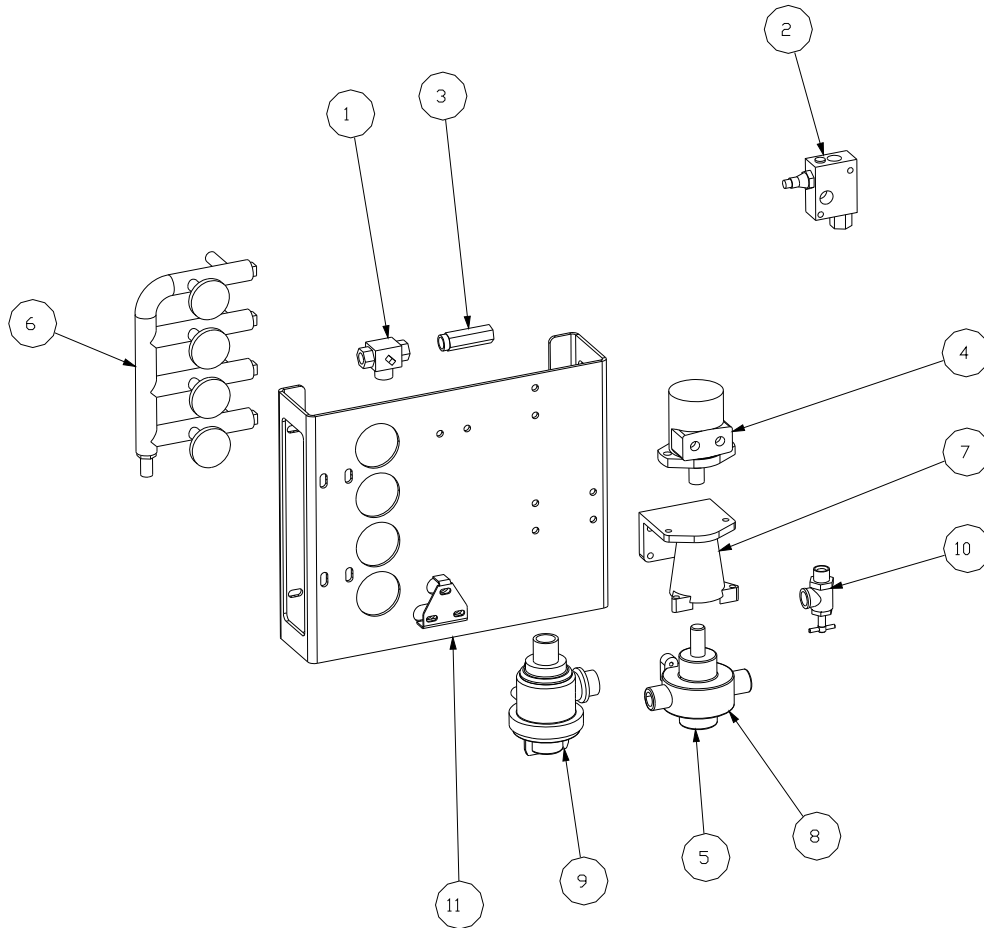


SECTION:	S146 LINCH PIN AND CHAIN
FILE NAME:	QH331-PB
Rev:	0

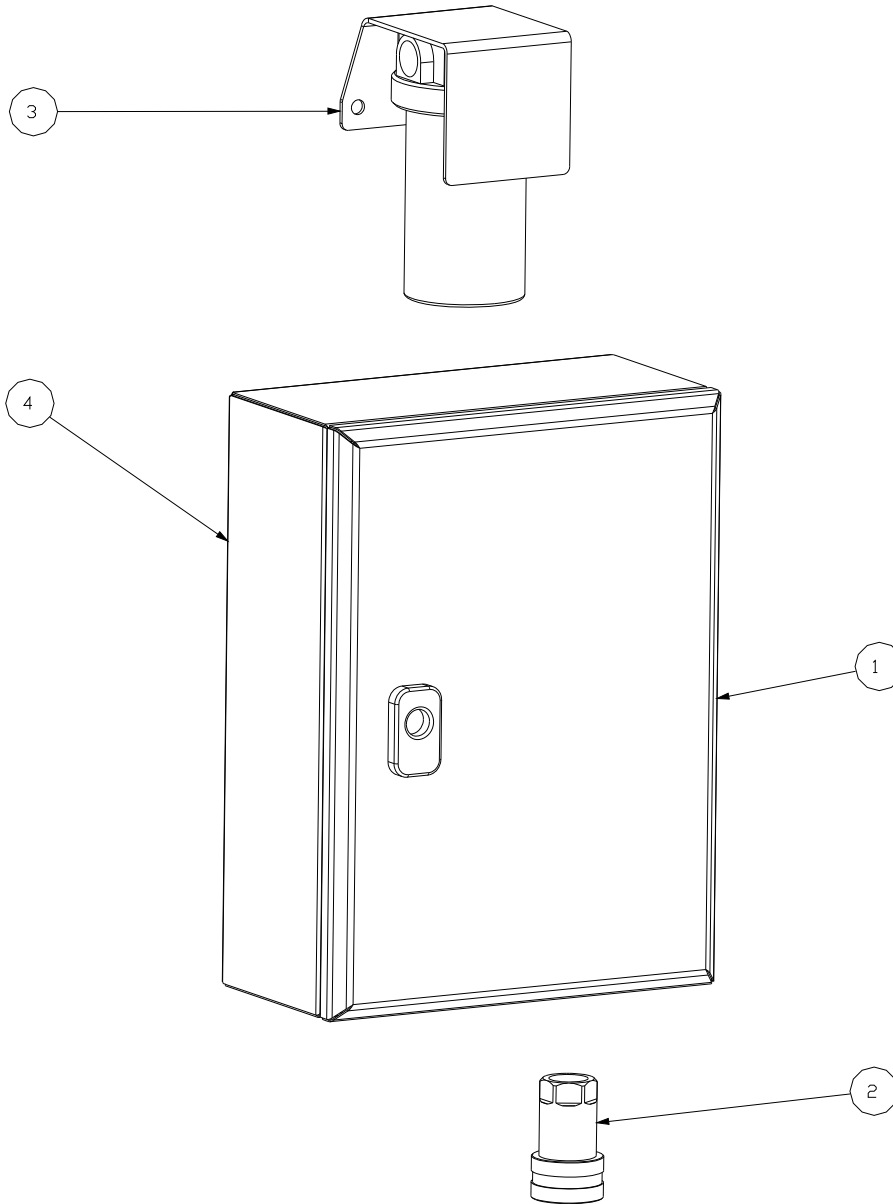
SPARE PARTS LIST

NO.	PART NO.	REV. NO.	DESCRIPTION	QTY
1	000-90-50-001	0.01	50MM PIN COLLAR	2
2	000-92-30-170	0	TEAR DROP PIN 170	2
3	000-92-50-250	0.03	50MM WELDED PIN	2
4	10-28-0002	0	RAM	1
5	10-28-0034	0	RAM	2
6	12-02-0015	0	S146 LINC PIN AND CHAIN	4
7	12-09-0008	0	ANTI VIBE MOUNT	4
8	13-01-6704	0	4-SPC 6700 RP BANDED BELT	2
9	96-25-0125	0	25.4X125 PIN	2
10	96-25-1135	0.02	25X135 PIN	2
11	1080-05-06	0	FEEDER FRAME OUTER SUPPORT STRUT	2
12	1080-05-08	0.01	FEEDER INNER SUPPORT STRUT	2
13	1080-05-09	0.02	FEEDER SUPPORT STOP	2
14	1420-15-12-00	0.03	CLUTCH LUBE TANK COMPLETE	1
15	1442-04-12	0	TENSION DEVICE 1MM SHIM	1
16	EL9922	0	TIER 4 DIESEL PUMP KIT	1
17	G8170000	0	2.64M LADDER, 2 X HANDRAILS, 2 X HOOKS	1
18	HA003401	0	3/4" FLAT FACED QUICK RELEASE COUPLING FEMALE	1
19	HP3001	0	FUEL PUMP	1
20	M12-SETScrew	0	M12-SETScrew:prt	1
21	QH331-05-04	0	MAIN CON SUPPORT LEG	2
22	QH331-05-14	0	1MM TENSIONING DEVICE SHIM	1
23	QH331-05-20-00	0.04	QH331 CONE ASSY COMPLETE	1
24	QH331-05-26	0	RETAINING CAP	1
25	QH331-05-33-00	0.01	QH331 TENSIONING PULLEY COMPLETE	1
26	QH331-05-34	0.02	TENSIONER PIVOT	1
27	QH331-05-35-00	0	QH331 TENSIONING DEVICE COMPLETE	1
28	QH331-05-36	0.02	TENSIONER PIVOT BRACKET	1
29	QH331-05-45-00	0	FEEDER SUPPORT FRAME	1
30	QH331-06-05-00	0	QH3310 ACTIVE TURNBUCKLE ASSY	1
31	QH331-10-00	0.03	FLYWHEEL GUARD	1
32	QH331-15-00	0.02	QH331 POWERPACK COMPLETE	1
33	QH331-15-28	0	QH331 REFUELLING KIT	1
34	QH331-15-30-00	0.04	QH331 CONTROL CABINET COMPLETE	1
35	QH331-21-00	0	QH331 FEED CONVEYOR COMPLETE	1
36	QH331-25-00	0.04	QH331 MAIN CONVEYOR	1
37	QH331-25-05	0	MAIN CONV TAIL SUPPORT OUTER LEG	2
38	QH331-25-06	0	MAIN CONV TAIL SUPPORT INNER LEG	2
39	WASHER-FLAT	0	WASHER	1

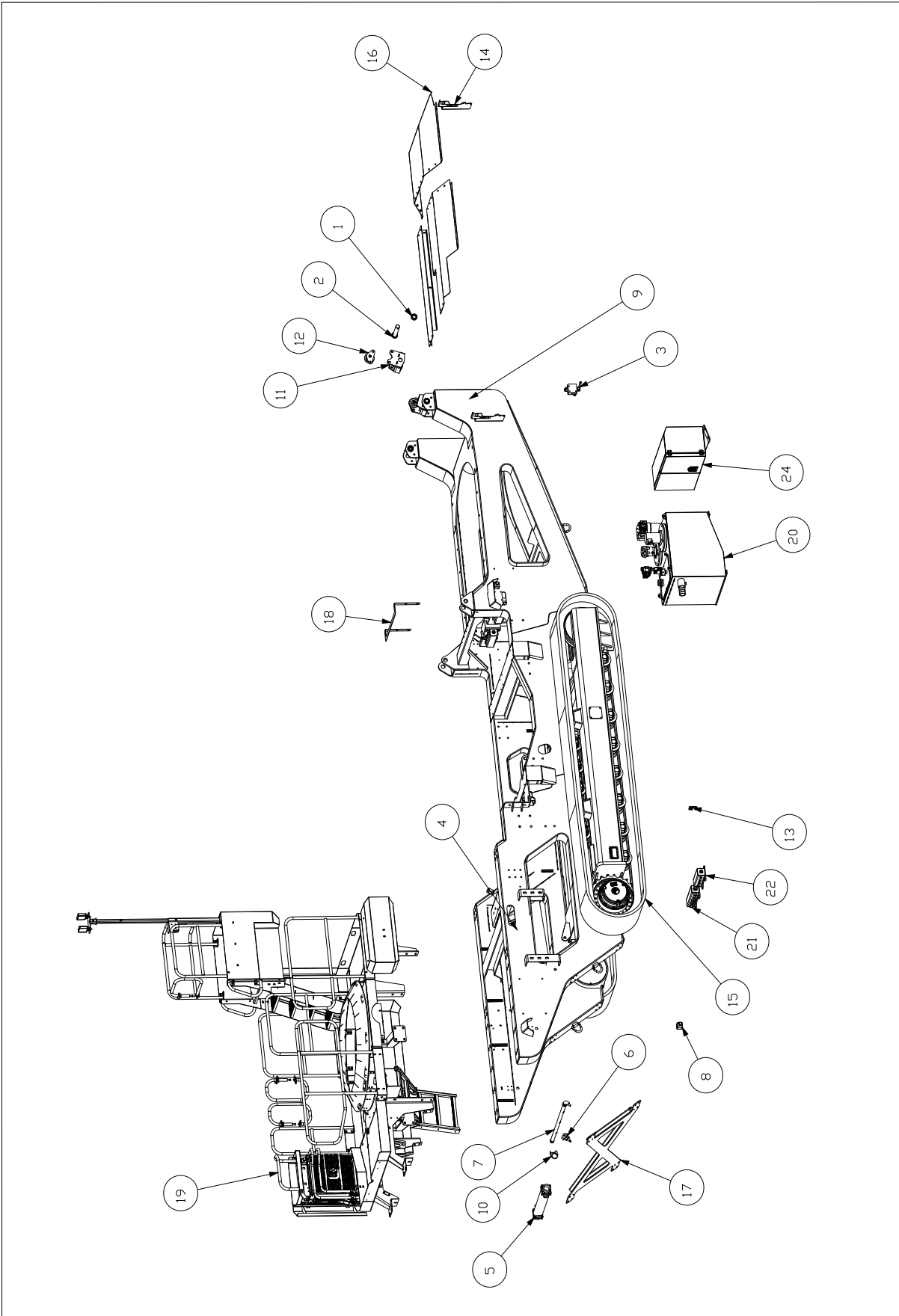
SECTION:	QH331 CONE CRUSHER
FILE NAME:	QH331-PB
Rev:	0



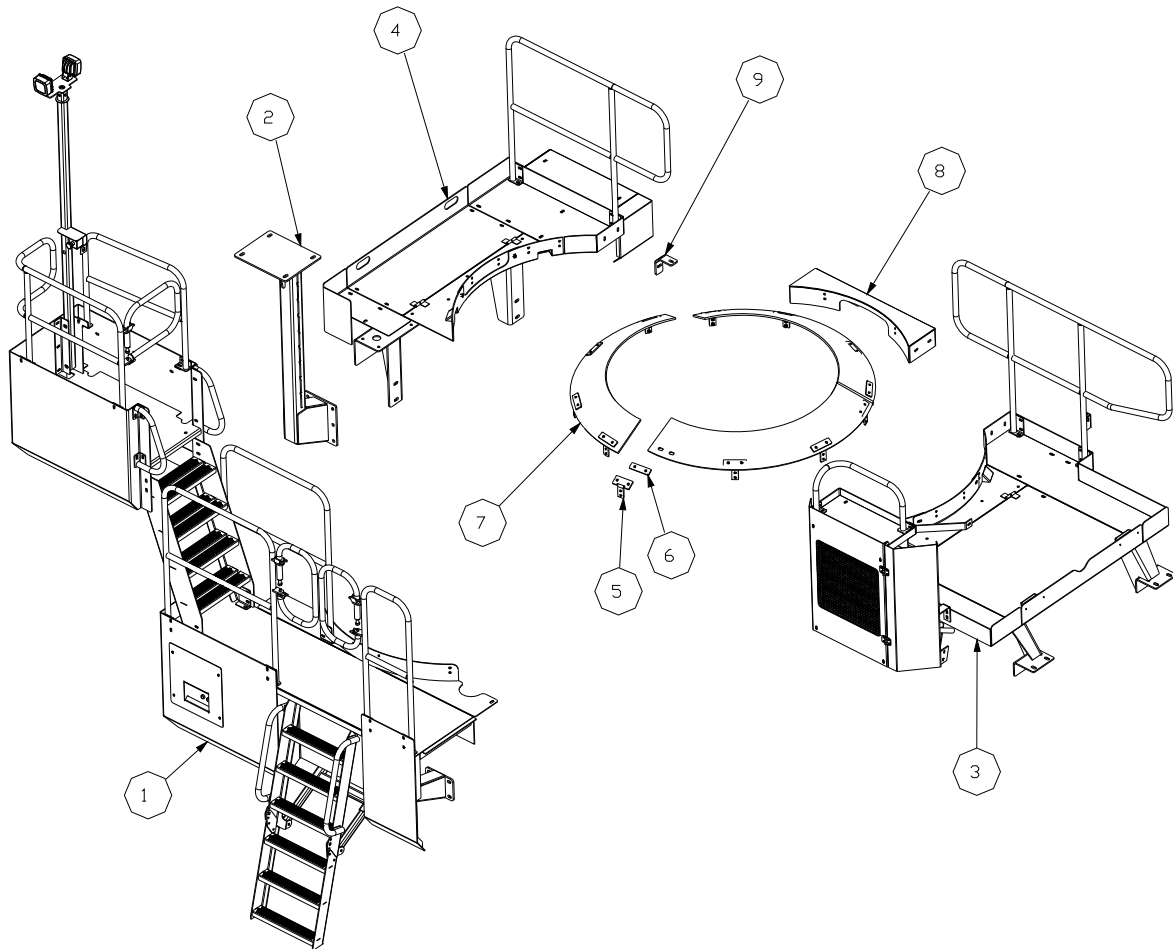
QH331-WATERPUMP -				
PB Partcode: QH331-WATERPUMP-PB REV NO. 0.01				
NO.	PART NO.	REV NO.	DESCRIPTION	QTY
1	10-16-0008	0	1/2" 3 WAY HIGH PRESSURE BALL VALVE	1
2	10-16-0150	0	FLOW CONTROL 2FB95-G6W-95S 3/4	1
3	10-16-6010	0	1/2 CHECK VALVE	1
4	10-25-2001	0	DANFOSS DH50 151-2001	1
5	10-36-0100	0	HYDRAULIC WATER PUMP KIT	1
6	12-52-1104	0	4 BANK SPRAYBAR MANIFOLD	1
7	13-05-2001	0	WATER PUMP HYPRO 7560C COUPLING/MOUNTING	1
8	HP2004	0	WATER PUMP HYPRO 7560C	1
9	HP2012	0	SUCTION FILTER	1
10	HP2013	0	HP2013	1
11	QH331-05-13	B	HYD WATER PUMP MTG	1



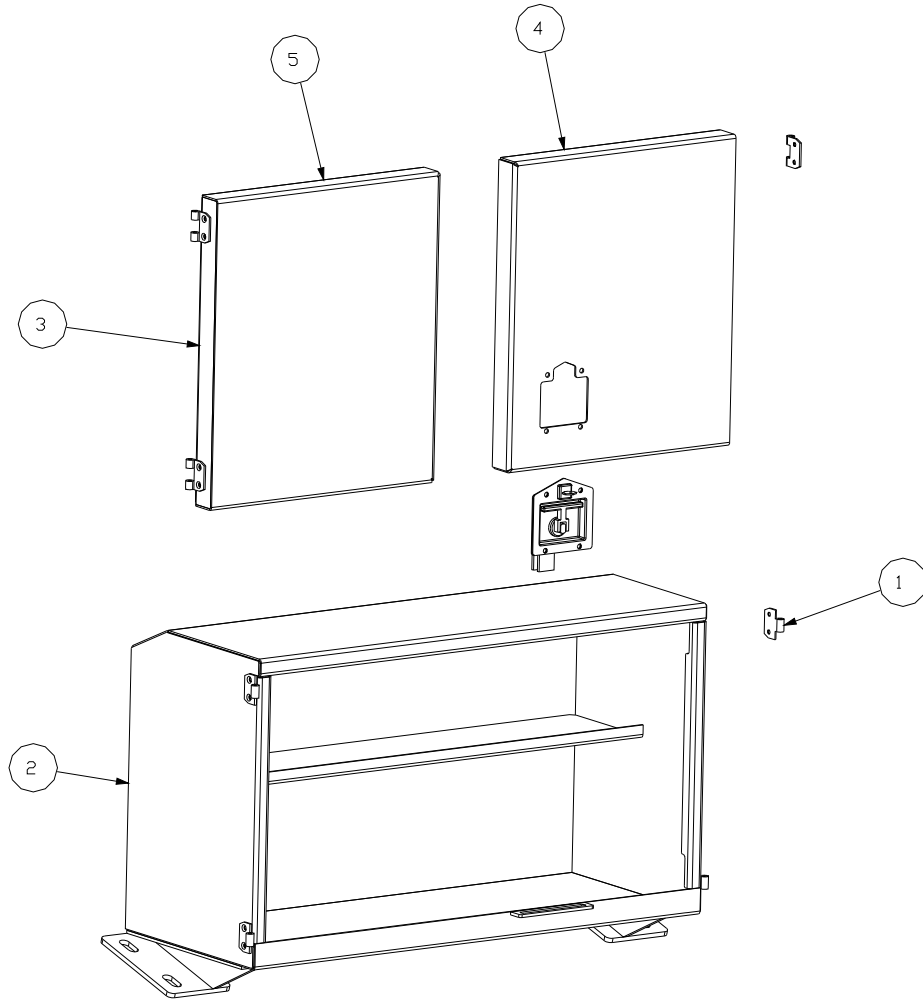
QH331-REFUELKIT		QH331-REFUELKIT		
PB Partcode: QH331-REFUELKIT-PB		REV NO.	0.00	
NO.	PART NO.	REV NO.	DESCRIPTION	QTY
1	EL9922	0	TIER 4 DIESEL PUMP KIT	1
2	HAQF03401	0	3/4" FLAT FACED QUICK RELEASE COUPLING FEMALE	1
3	HP3001	0	FUEL PUMP	1
4	QH331-15-28	0.01	QH331 REFUELLING KIT	1



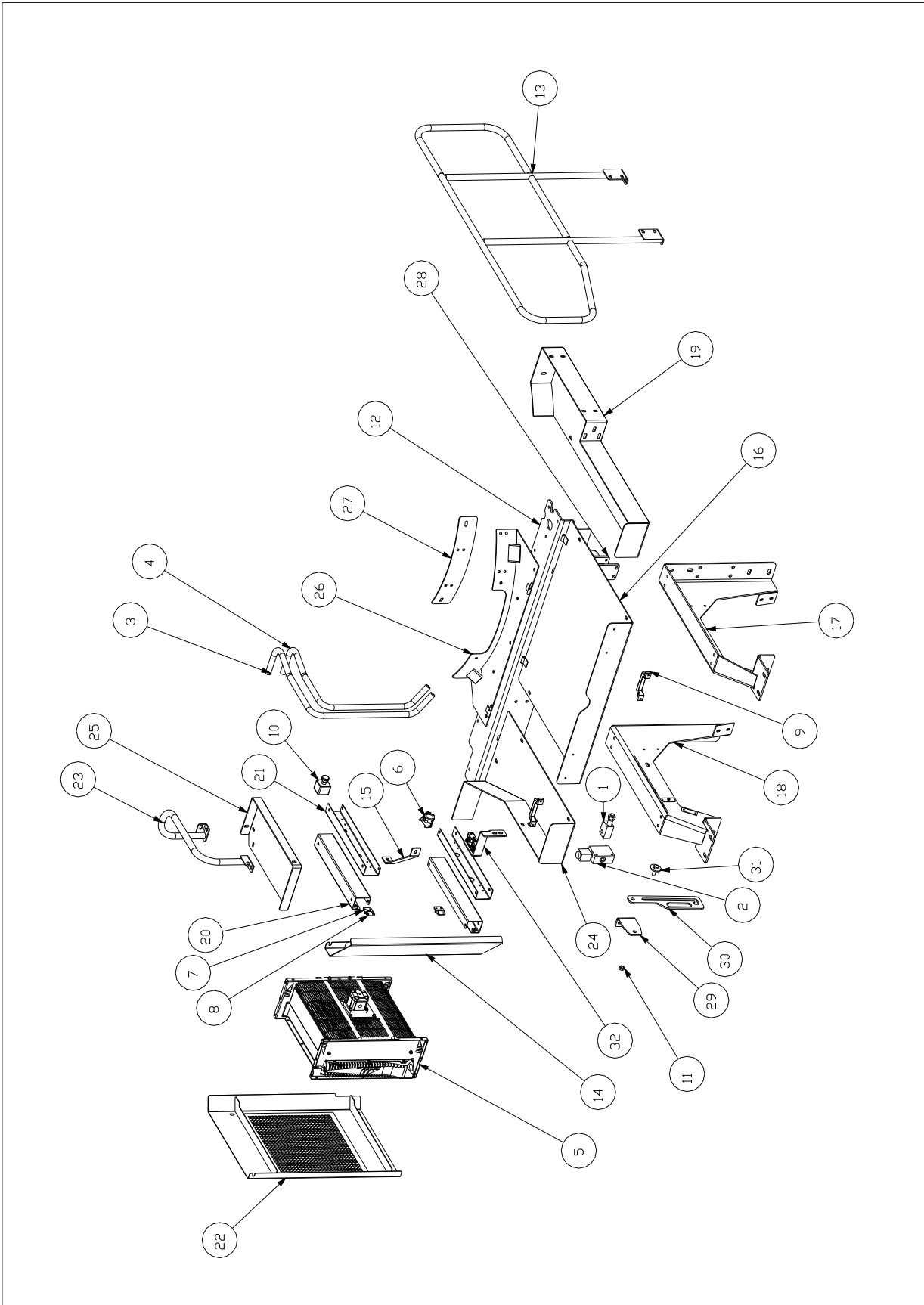
QH331-05-00 QH331 CHASSIS COMPLETE				
PB Partcode: QH331-05-00-PB REV NO. 0.06				
NO.	PART NO.	REV NO.	DESCRIPTION	QTY
1	000-90-50-001	0.01	50MM PIN COLLAR	2
2	000-92-50-250	0.03	50MM WELDED PIN	2
3	10-16-1011	0	SINGLE BANK AUX CV	1
4	10-26-0074	0.00	1 1/4" STANDARD PIPE CLAMP	2
5	10-35-1650	0	HEAT EXCHANGER FG140-3812-4	1
6	12-52-1101	0	SPRAYBAR NOZZLE	3
7	12-52-1106	0.02	1105MM SPRAYBAR H/C 285MM C/W HOSETAIL	1
8	14-04-1151	0	E-STOP COMPLETE	4
9	14-05-0187	A	24V SQUARE WORKLAMP	2
10	15-19-2052	0	U-BOLT 70MM	2
11	1080-20-80-00	0	FEEDER SLIDE BLOCK COMPLETE	2
12	1080-20-81-00	0	FEEDER GUIDE WHEEL COMPLETE	2
13	1107-30-04	0	3/8" TEE BRACKET	1
14	1420-05-48-00	0	ACCESS LADDER MTG BRACKET	2
15	QH331-05-03	0.12	QH331 CHASSIS W?ASSY	1
16	QH331-05-70-00	0.02	CHASSIS COVERS GA	1
17	QH331-06-03	0	QH331 CHASSIS BRACE FRAME	1
18	QH331-06-04	0	HOSE BRACKET	1
19	QH331-06-46-00	0.01	-	1
20	QH331-15-20-00	0.02	QH331 LUBRICATION TANK	1
21	QH331-15-26	0.01	QH331 FRONT RETURN MANIFOLD	2
22	QH331-15-27	0	QH331 FRONT CASE RETURN MANIFOLD	2
23	QH331-SKEL	0	FEEDER FOLDING SKELETON	1
24	QH331-TOOLBOX	0.00	QH331-TOOLBOX	1



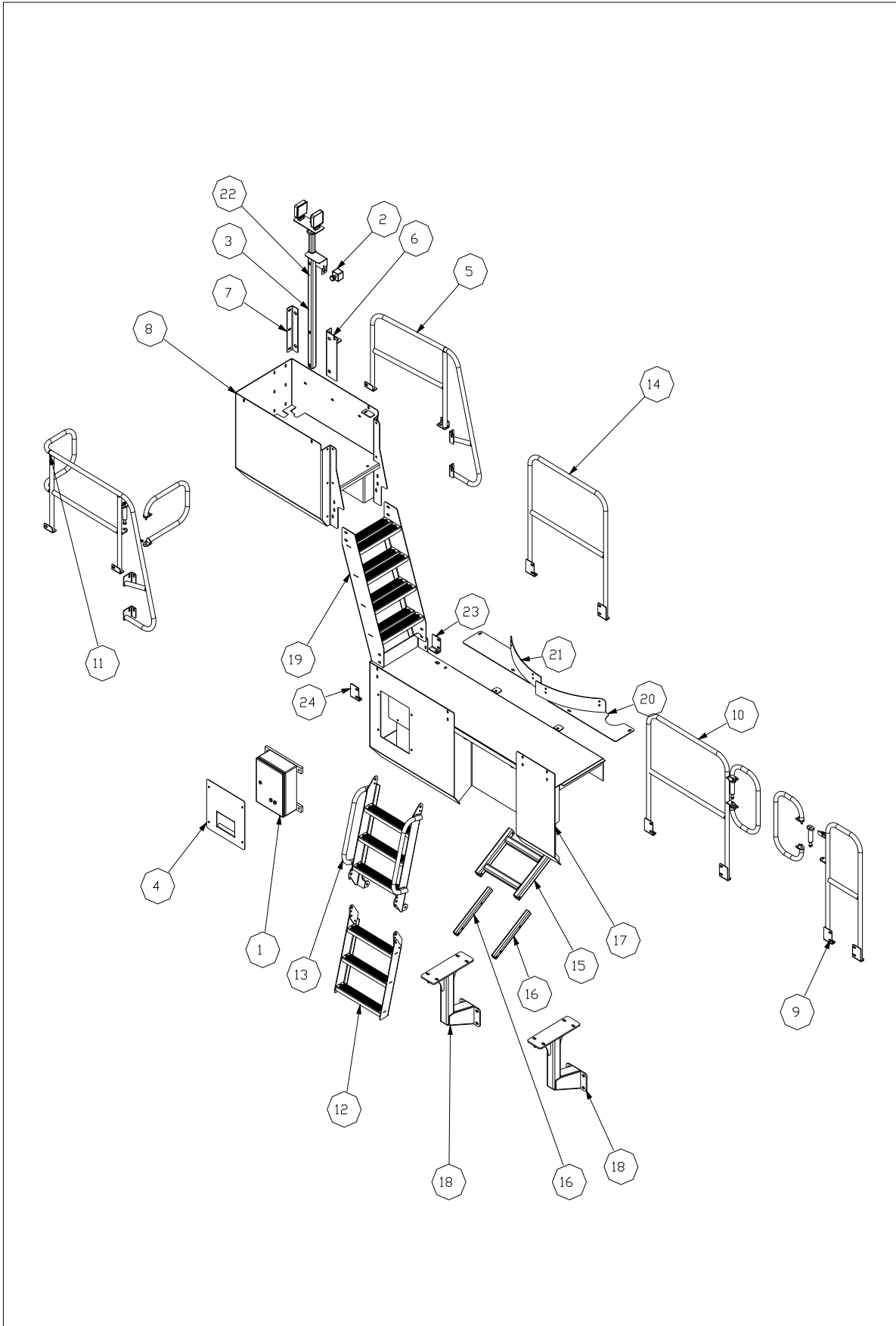
QH331-06-46-00 -				
PB Partcode: QH331-06-46-00-PB REV NO. 0				
NO.	PART NO.	REV NO.	DESCRIPTION	QTY
1	QH331-05-50-00	0.04	R.H.S CATWALK - G.A	1
2	QH331-05-65	0.01	CATWALK - SUPPORT BOX FRAME	1
3	QH331-05-78-00	0.03	MID SECTION WALKWAY - G.A	1
4	QH331-05-98-00	0.02	REAR SECTION WALKWAY - G.A	1
5	QH331-06-41	0	-	12
6	QH331-06-42	0	-	12
7	QH331-06-43	0	-	3
8	QH331-06-44	0	CONE FILLER SECTION (FEEDER SIDE)	1
9	QH331-06-45	0	QH331-06-45	1



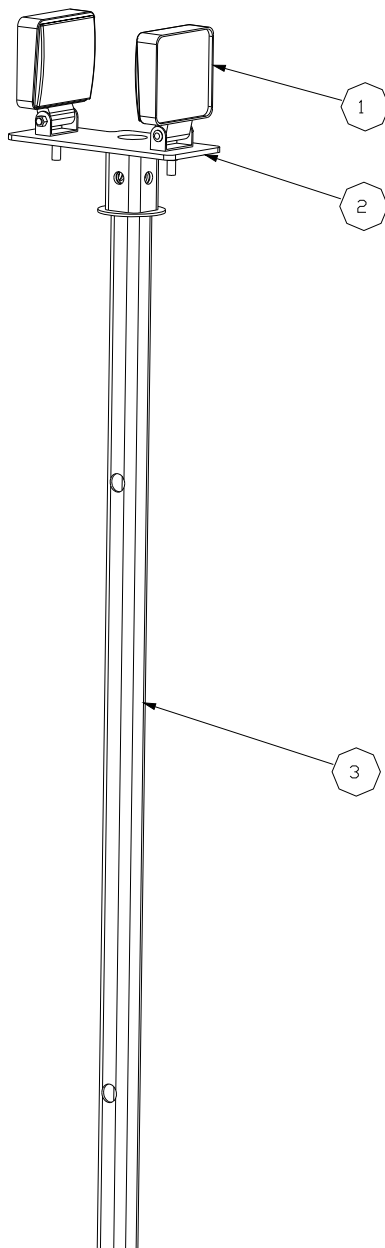
QH331 - TOOLBOX		QH331 - TOOLBOX		
PB Partcode: QH331-TOOLBOX-PB		REV NO.	0.00	
NO.	PART NO.	REV NO.	DESCRIPTION	QTY
1	12-10-0010-001	0	HINGE	4
2	QH331-16-01	0	QH331 TOOL BOX	1
3	QH331-16-01-00	0	TOOL BOX COMPLETE	1
4	QH331-16-02-00	0	TOOL BOX DOOR	1
5	QH331-16-03-00	0	TOOL BOX DOOR	1



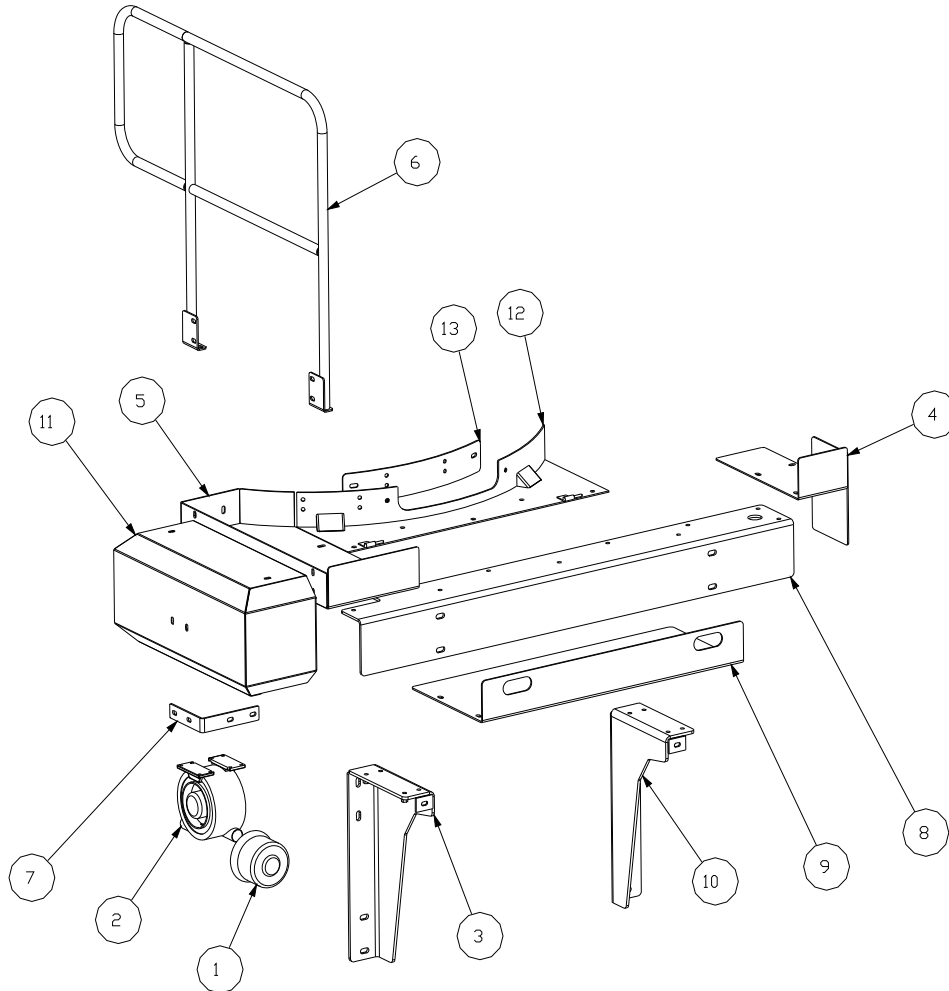
QH331-05-78-00 MID SECTION WALKWAY - G.A				
PB Partcode: QH331-05-78-00-PB REV NO. 0.07				
NO.	PART NO.	REV NO.	DESCRIPTION	QTY
1	10-16-0156	0	1/2" 200 BAR PRESSURE RELIEF VALVE	2
2	10-16-4670	0	DIVERTER VALVE	2
3	10-31-0324	0.01	COOLER RETURN 1	1
4	10-31-0325	0.01	COOLER RETURN 2	1
5	10-35-1625	0	OIL COOLER ASA0256 AH11 HYD DRIVE (COMPLETE)	1
6	10-35-1628	0	1 1/4" OIL COOLER UNIVERSAL ADAPTOR	2
7	12-10-0010	0	HINGE	2
8	12-10-0010-001	0	HINGE	2
9	12-45-5589	0	PULL HANDLE	2
10	14-04-1151	0	E-STOP COMPLETE	1
11	NUT-HEX	0	NUT_HEX.PRT	1
12	QH331-04-27	0	MID SECTION WALKWAY - CROSS ANGLE	1
13	QH331-05-105	0.04	WALKWAY RAIL SIDE	1
14	QH331-05-119	0	COOLER GUARD HINGE	1
15	QH331-05-120	0	COOLER TIE BAR	1
16	QH331-05-71	0.05	MID SECTION WALKWAY - CTR HINGE PANEL	1
17	QH331-05-74	0.02	FLOOR SUPPORT - MID SECTION	1
18	QH331-05-75	0.02	FLOOR SUPPORT - MID SECTION - R.H	1
19	QH331-05-77	0.04	PLATFORM FRONT	1
20	QH331-05-83	0	OIL COOLER SUPPORT - L.H	2
21	QH331-05-84	0.01	OIL COOLER SUPPORT - R.H	2
22	QH331-05-85	0.02	COOLER GUARD	1
23	QH331-05-86	0.02	COOLER RAIL	1
24	QH331-05-87	0.03	COOLER PLATFORM	1
25	QH331-05-89	0.02	COOLER TOP BOX	1
26	QH331-06-12	0.02	CONE FILLER PLATE (FEEDER SIDE)	1
27	QH331-06-22	0	CONE ACCESS PLATE	1
28	QH331-06-61-00	0.00	CONE STOP ASSY	1
29	QH331-06-63	0.00	DOOR LATCH FIXED PLATE ASSY	1
30	QH331-06-64	0.00	DOOR LATCH ARM ASSY	1
31	QH331-06-65	0.00	DOOR LATCH WASHER ASSY	1
32	QH331-06-71-00	0.00	OIL COOLER RETURN PIPE BRKT GA	1



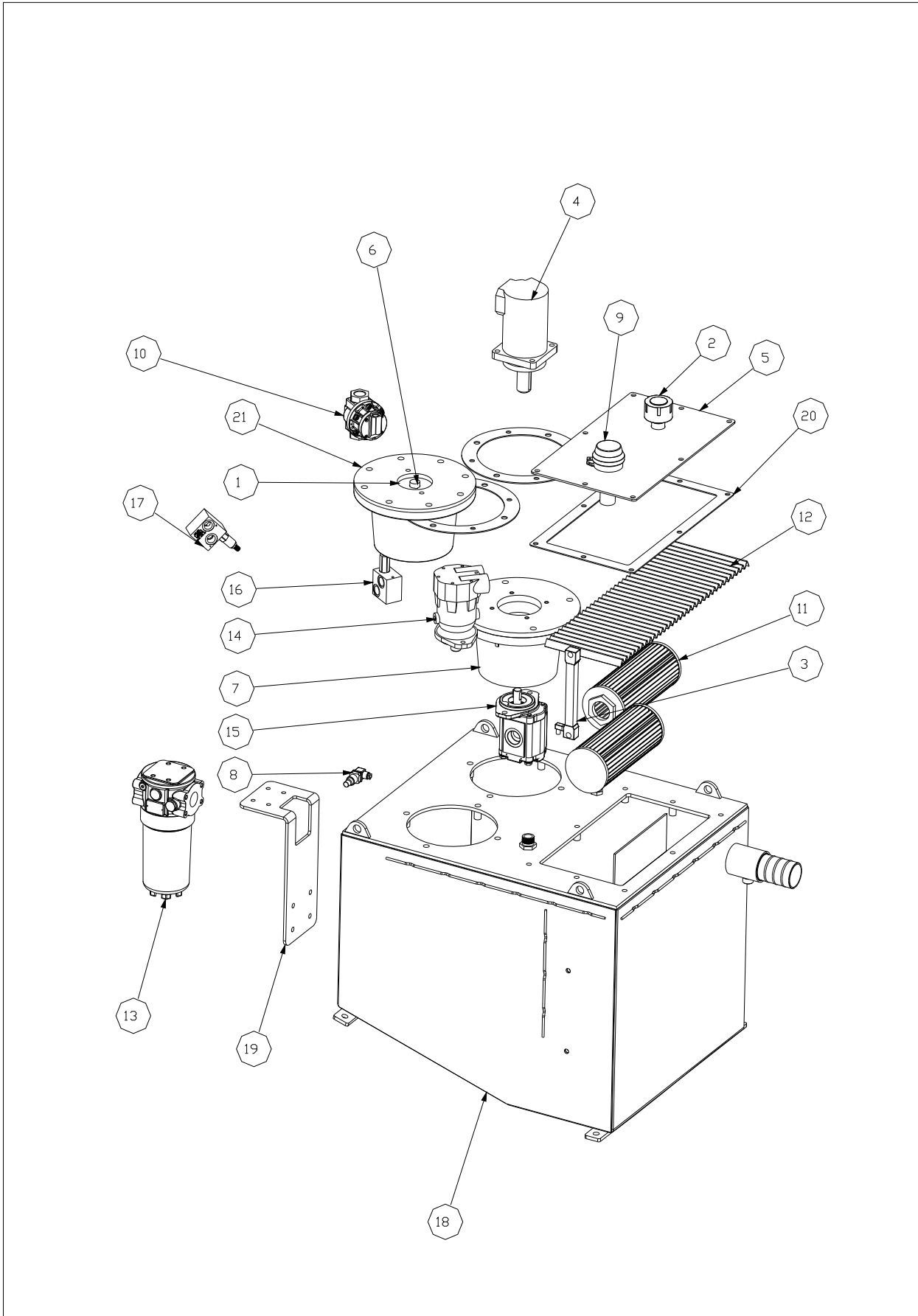
QH331-05-50-00 R.H.S CATWALK - G.A				
PB Partcode: QH331-05-50-00-PB REV NO. 0.08				
NO.	PART NO.	REV NO.	DESCRIPTION	QTY
1	12-25-4003	0	METAL DETECTOR CONTROL BOX & 10M CABLE	1
2	14-04-1151	0	E-STOP COMPLETE	1
3	QH331-04-36	0.00	WORKLIGHT MAST	1
4	QH331-05-109	0	DETECTOR RESET COVER	1
5	QH331-05-112	0.02	TOP RAIL	1
6	QH331-05-117	0	MAST ANGLE BRKT	1
7	QH331-05-118	0	MAST ANGLE BRKT	1
8	QH331-05-50	0.04	TOP CATWALK - FABRICATION	1
9	QH331-05-51	0.03	R.H.S CATWALK - FRONT H.RAIL	1
10	QH331-05-52	0.03	WALKWAY	1
11	QH331-05-53	0.03	TOP PLATFORM RAIL	1
12	QH331-05-55	0	R.H CATWALK - STAIRS INNER H.RAIL	1
13	QH331-05-57	0.01	PLATFORM ACCESS LADDER	1
14	QH331-05-58	0.02	HANDRAIL	1
15	QH331-05-59	0	LADDER SUPPORT - OUTER BOX FRAME	1
16	QH331-05-60	0.01	LADDER SUPPORT - INNER BOX	2
17	QH331-05-61	0.06	R.H.S CATWALK - FABRICATION	1
18	QH331-05-67	0.01	CATWALK R.H.S - LWR BOX SUPPORT	2
19	QH331-05-68	0.01	PLATFORM STEPS	1
20	QH331-05-72	0.02	R.H.S WALKWAY - CONE FILLER PIECE	1
21	QH331-05-97	0.02	WALKWAY - CONE FILLER PIECE	1
22	QH331-LIGHTS-37	0.01	CROW'S NEST LIGHTING MAST	1
23	QJ331-05-11-002	0	.	1
24	QJ331-05-11-005	0	.	1



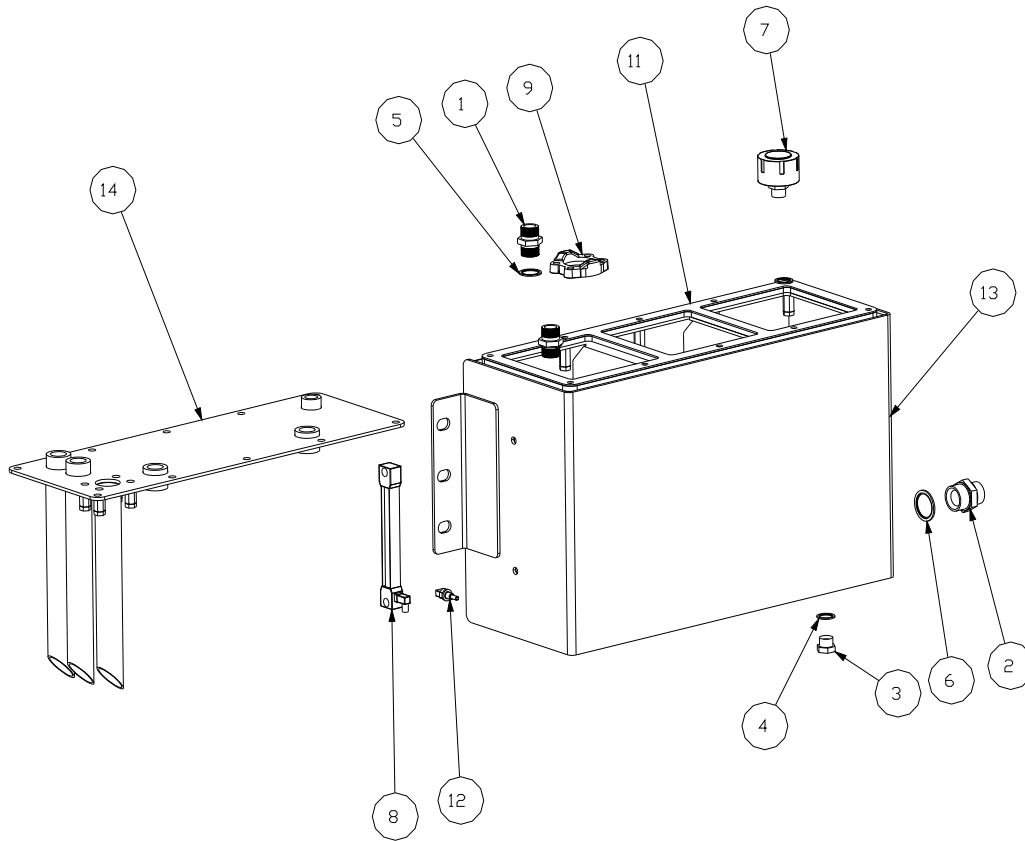
QH331-LIGHTS-37 CROW'S NEST LIGHTING MAST				
PB Partcode: QH331-LIGHTS-37-PB REV NO. 0.01				
NO.	PART NO.	REV. NO.	DESCRIPTION	QTY
1	14-05-0187	A	SQUARE WORKLAMP	2
2	1440-15-59	0.04	BEACON MOUNTING PLATE	1
3	QH331-04-37	0.00	WORKLIGHT BRACKET	1



QH331-05-98-00 REAR SECTION WALKWAY - G.A				
PB Partcode: QH331-05-98-00-PB REV NO. 0.03				
NO.	PART NO.	REV. NO.	DESCRIPTION	QTY
1	10-22-4020	0	AIR BREATHER SA185G1L10	1
2	14-40-2408	0	FAN BLOWER 24V	1
3	QH331-05-100	0	FLOOR SUPPORT - REAR SECTION	1
4	QH331-05-101	0.03	PLATFORM REAR SIDE	1
5	QH331-05-103	0.04	PLATFORM REAR LEFT SIDE	1
6	QH331-05-104	0.02	WALKWAY RAIL END	1
7	QH331-05-111	0.01	BLOWER COVER BRKT	1
8	QH331-05-76	0.01	MID SECTION WALKWAY - CROSS ANGLE	1
9	QH331-05-98	0.01	REAR SECTION WALKWAY - CTR HINGE PANEL	1
10	QH331-05-99	0	FLOOR SUPPORT - REAR SECTION	1
11	QH331-06-01	0	AIR BLOWER COVER	1
12	QH331-06-11	0.01	CONE FILLER SECTION (FEEDER SIDE)	1
13	QH331-06-22	0	CONE ACCESS PLATE	1

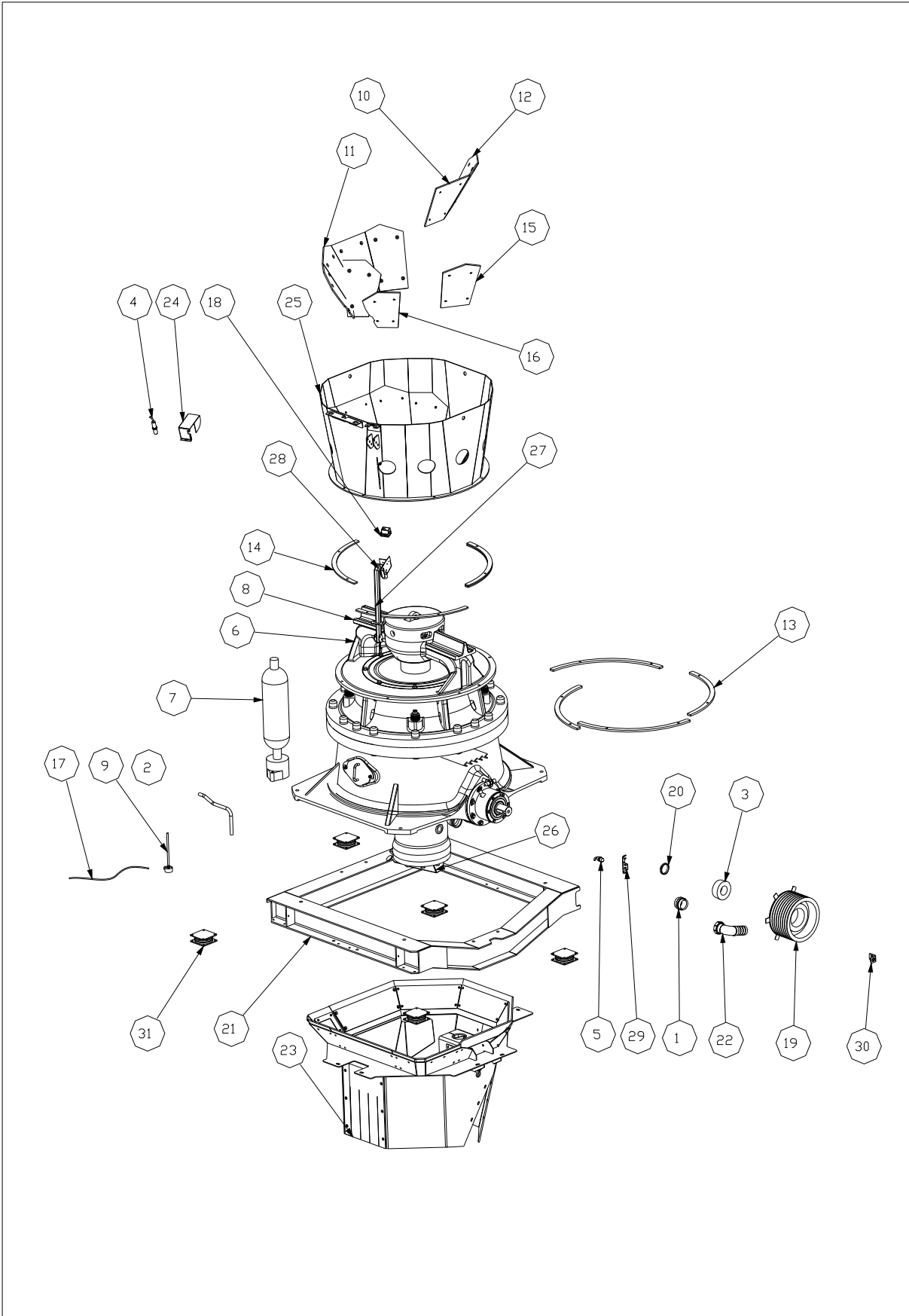


QH331-15-20-00 QH331 LUBRICATION TANK				
PB Partcode: QH331-15-20-00-PB REV NO. 0.05				
NO.	PART NO.	REV NO.	DESCRIPTION	QTY
1	10-04-1124	0	1" M 1" F 1" M BSP TEE	1
2	10-22-4006	0	TANK AIR BREATHER: O-SA075G2L03A	1
3	10-23-5028	0	LOW LEVEL SENSOR GAUGE	1
4	10-25-0160	0	HYDRAULIC MOTOR 109-1247-006	1
5	A23580000	0	QH440 LUBE TANK LID.	1
6	A25810000	0.00	A25810000	2
7	BT10119	0	QH440 LUBRICATION HEATER PUMP BELLHOUSING	1
8	EL9558	0	N6 ELECTRICAL 2 BAR INDICATOR TO SUIT LMP AND MPS FILTERS	1
9	EN1601	0	FILLER UNIT	1
10	HF1035	0	FLOWMETER - MCNAUGHT	1
11	HF9903	0	LUBE FILTER 80AF 2" BSP THREAD (250 MICRON MESH)	2
12	HF9907	0	750 x 250 WIRE CLOTH MESH STRAINER	1
13	HF9909	0	IN LINE FILTER ASSEMBLY	1
14	HM1011	0	FEEDER MECHANISM MOTOR - 40.6cc	1
15	HP1062	0	PUMP SNP3/90D C107 (X38 CONE).	2
16	HV8544	0	PILOT OPERATED RELIEF VALVE ASSY	1
17	HV8581	1	LUBE SYSTEM RELIEF	1
18	QH331-15-20	0.06	QH440/QH331 LUBRICATION TANK W.ASSY	1
19	QH331-15-22	0	LUB FILTER BRACKET	1
20	QH331-15-23	0	QH330/QH440 LUBE TANK GASKET	1
21			QH440 LUBRICATION MOTOR BELLHOUSING	1

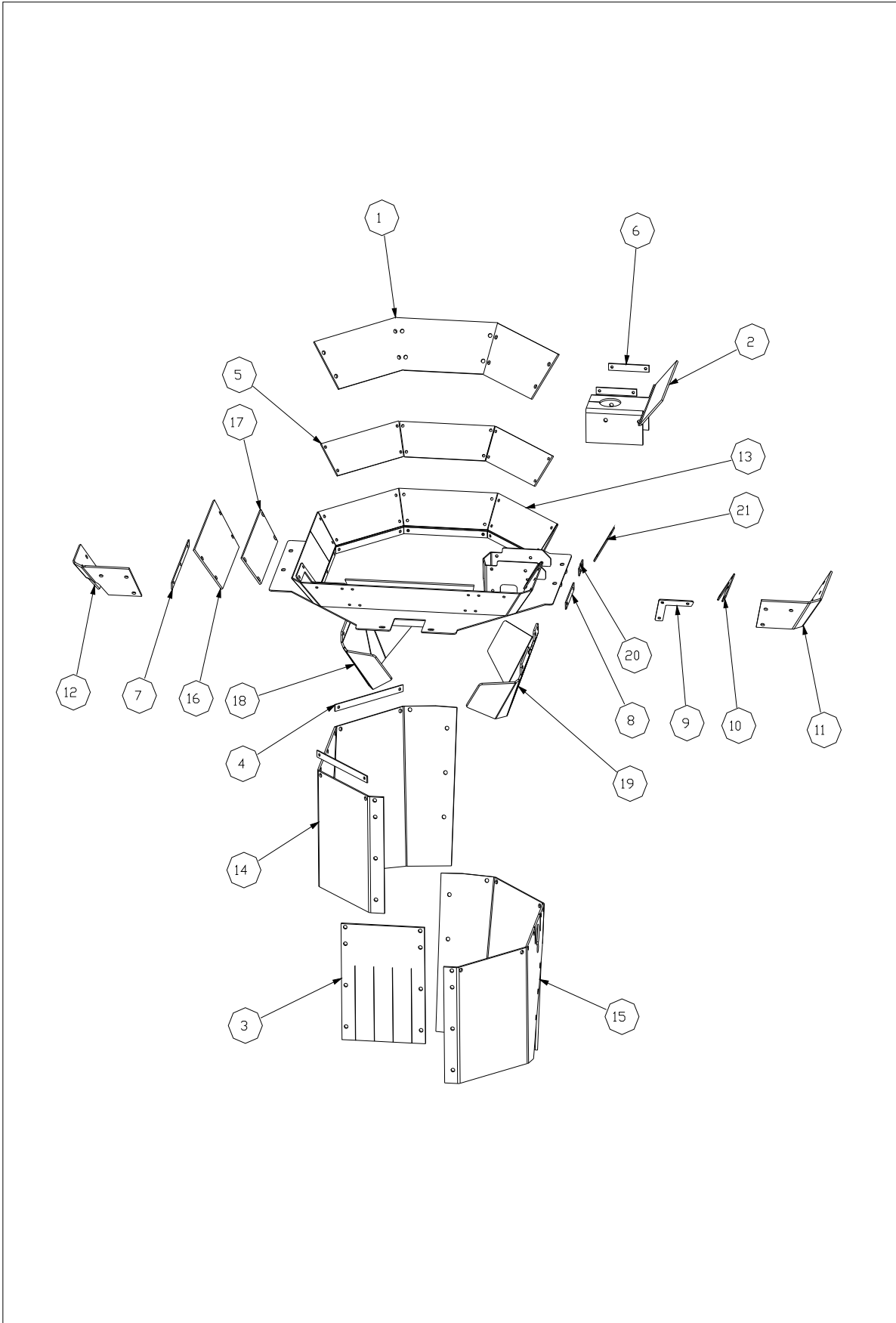


1420-15-12-00 CLUTCH LUBE TANK COMPLETE				
PB Partcode: 1420-15-12-00-PB REV NO. 0.03				
NO.	PART NO.	REV NO.	DESCRIPTION	QTY
1	10-01-1122	0	1" BSP M/M ADAPTOR	2
2	10-01-1129	0	1 1/4" X 1 1/2" M/M ADAPTOR	1
3	10-09-0018	0	3/4" BSP MALE BUNG	1
4	10-12-0012	0	3/4" DOWTY SEAL	2
5	10-12-0016	0	1" DOWTY SEAL	2
6	10-12-0024	0	1 1/2" DOWTY SEAL	1
7	10-22-4006	0	TANK AIR BREATHER: O-SA075G2L03A	1
8	10-23-5028	0	LOW LEVEL SENSOR GAUGE	1
9	10-24-0045	0	2" SPLIT FLANGE (SF3006)	1
10	12-25-0105	0	LUBE TANK MAGNET	1
11	12-85-0009	0	LUBRICATION TANK CORK GASKET	1
12	14-04-1027	0	TEMPERATURE SWITCH JMG 12221	1
13	1420-15-12	0.01	CLUTCH LUBE TANK	1
14	1420-16-36	0.01	LUBE TANK COVER PLATE	1

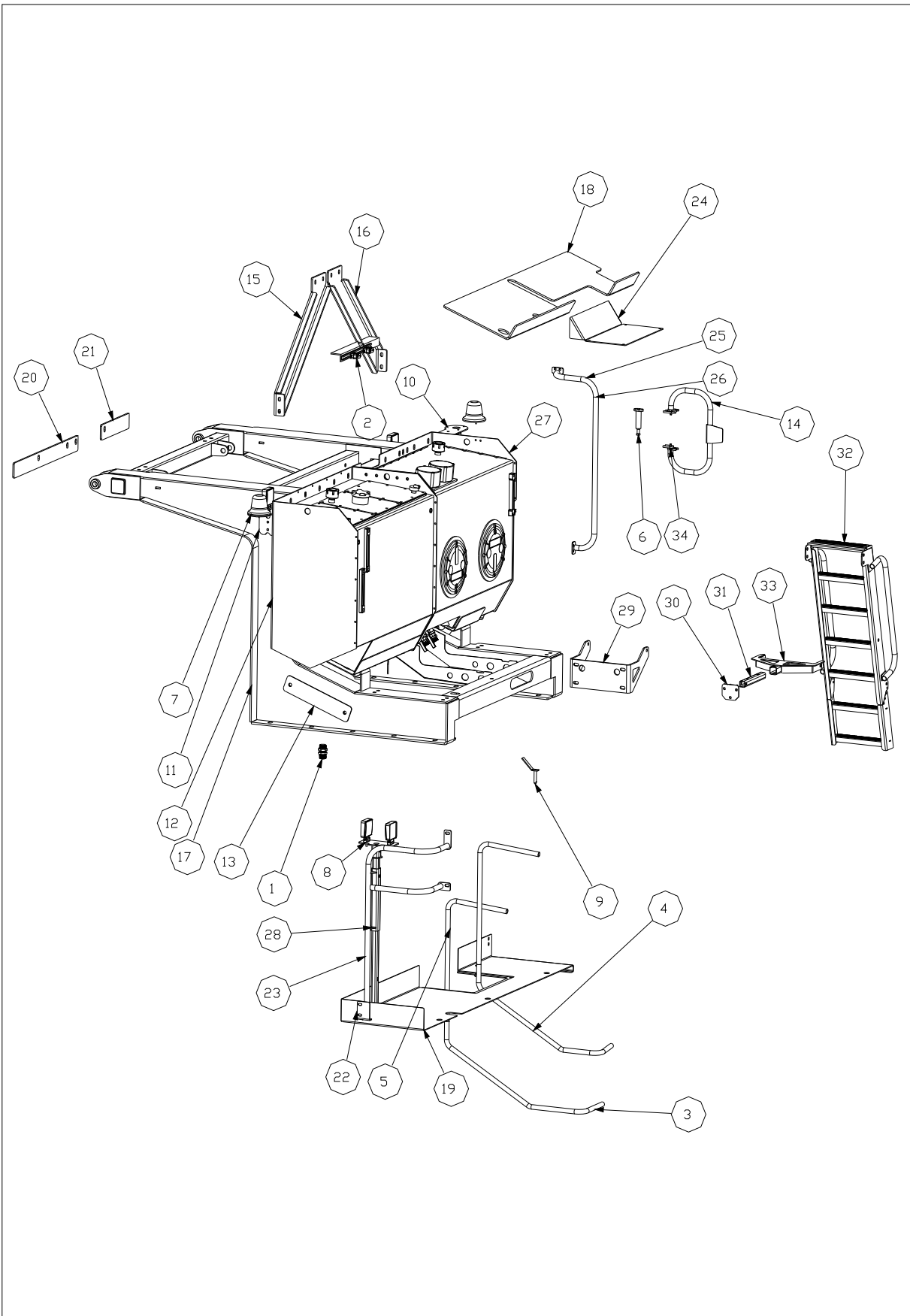




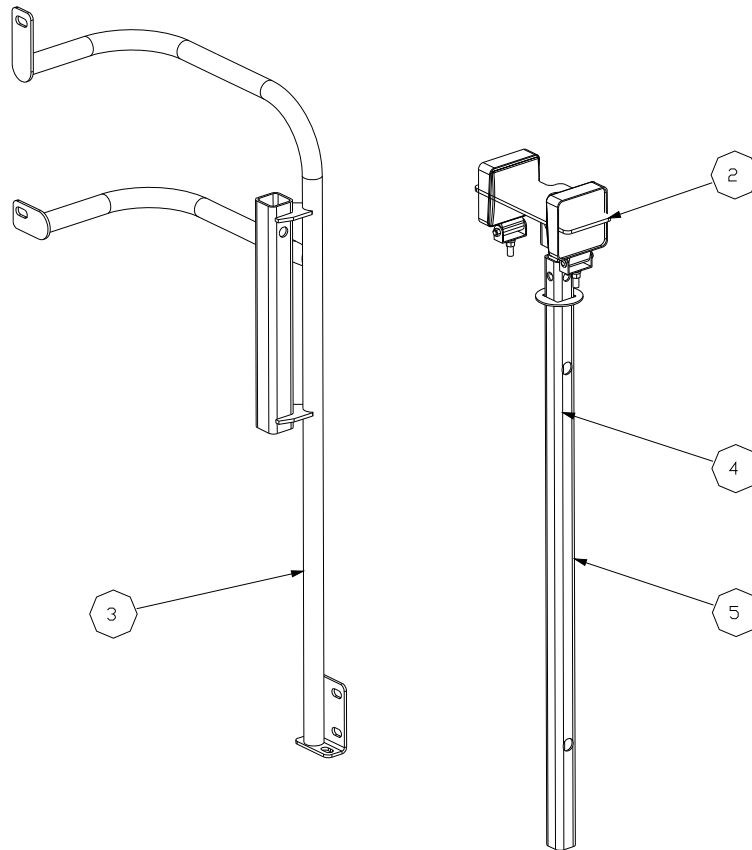
QH331-05-20-00 QH331 CONE ASSY COMPLETE				
PB Partcode: QH331-05-20-00-PB REV NO. 0.06				
NO.	PART NO.	REV. NO.	DESCRIPTION	QTY
1	10-01-0156	0	3" M/M ADAPTOR	1
2	10-31-0328	0.02	LUB PIPE	1
3	13-04-4580	0	TAPER LOCK 4545 X 80MM	1
4	14-04-1290	0	ULTRA LEVEL SENSOR (PROPORTIONAL)	1
5	14-04-1332	0	1080 CRUSHER DRIVE SPEED SENSOR	1
6	25-02-1080-00	0.04	H3 CONE ASSY	1
7	25-02-1080-05	0	1080 CONE ACCUM	1
8	25-02-3800	0	SANDVIK C3 CONE	1
9	984.0391-00	0	MAINSHAFT POSITION SENSOR EDS-250-I-SR	1
10	1080-05-67	0.01	HARDOX	2
11	1080-05-68	0.01	HARDOX	2
12	1080-05-69	0.03	HARDOX	2
13	1080-05-72	0.01	HOPPER SPACER PLATE	4
14	1080-06-12	0	HOPPER SPACER	4
15	1080-06-24	0	HARDOX	2
16	1080-06-25	0.01	HARDOX	2
17	EL10057	0	POSITION SENSOR CABLE - JMG REF 34.11.1064	1
18	EL9581	0	CONE HOPPER CAMERA KIT	1
19	QH331-05-115	0.02	QH331 CONE PULLEY C/W ENCODER PLATE	1
20	QH331-05-19	0	14MM CONE COLLAR	1
21	QH331-05-20	0.05	CONE MTG. FRAME	1
22	QH331-05-21	0.01	3" 90 BEND ASSY	1
23	QH331-05-40-00	0.04	CONE DISCHARGE CHUTE COMPLETE	1
24	QH331-05-49	0.01	QH331 CONE SENSOR COVER	1
25	QH331-05-66	0.05	CONE HOPPER	1
26	QH331-06-66	0.01	HYDROSET SENSOR GUARD ASM	1
27	QH331-06-69	0.00	QH331 LEVEL SENSOR MAST W?ASSY	1
28	QH331-06-70	0.00	QH331 CONE SENSOR MOUNTING	1
29	QH331-10-18	0.02	SENSOR BRACKET	1
30	QH331-10-22	0.01	QH331 SPEED SENSOR BRKT.	1
31	RU1294	0	TRELLEBORG ANTI-VIB MOUNT	6



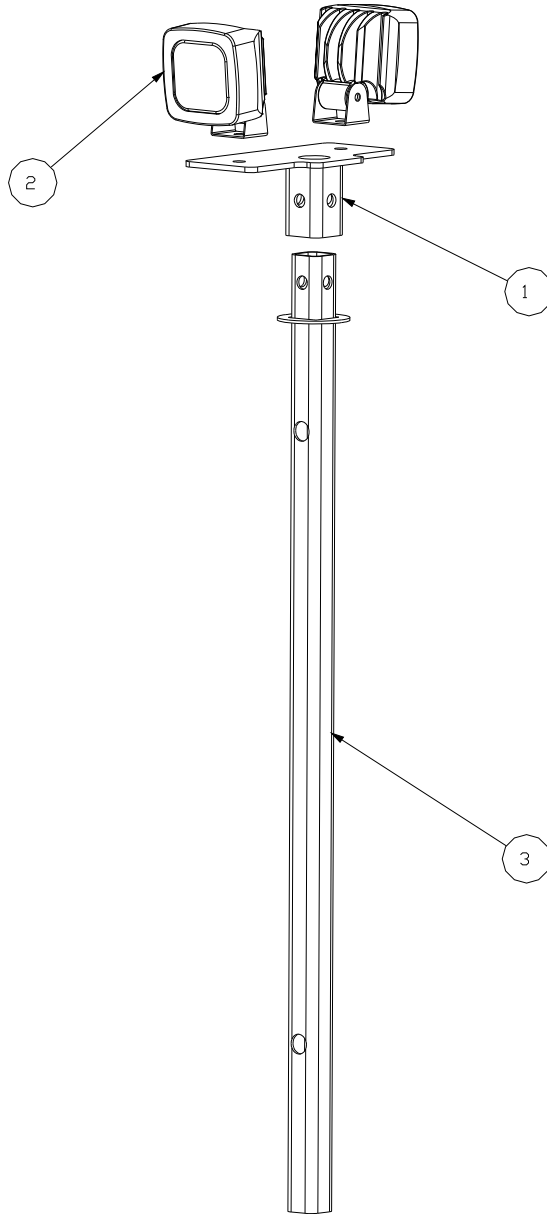
QH331-05-40-00 CONE DISCHARGE CHUTE COMPLETE				
PB Partcode: QH331-05-40-00-PB REV NO. 0.04				
NO.	PART NO.	REV NO.	DESCRIPTION	QTY
1	000-05-05	0	WEAR RUBBER	3
2	000-05-08	0	WEAR RUBBER	1
3	000-05-09	0	RUBBER	1
4	1080-05-47	0	CLAMP STRAP	6
5	1080-05-48	0.01	CLAMP STRAP	3
6	1080-05-57	0	RUBBER CLAMP	2
7	QH331-05-113	0	CLAMP	1
8	QH331-05-114	0	CLAMP 2 HOLE	1
9	QH331-05-16	0	WEAR RUBBER CLAMP	3
10	QH331-05-17	0	WEAR RUBBER CLAMP	1
11	QH331-05-23	0	WEAR RUBBER	1
12	QH331-05-24	0.01	WEAR RUBBER	1
13	QH331-05-40	0.04	CONE DISCHARGE CHUTE	1
14	QH331-05-41	0	RUBBER	1
15	QH331-05-42	0	RUBBER	1
16	QH331-05-43	0	WEAR RUBBER	2
17	QH331-05-44	0	CLAMP STRAP	2
18	QH331-05-62	0.01	WEAR PLATE	1
19	QH331-05-63	0.02	WEAR PLATE	1
20	QH331-05-64	0	CLAMP STRAP	1
21	QH331-06-68	0.00	RUBBER CLAMP	2



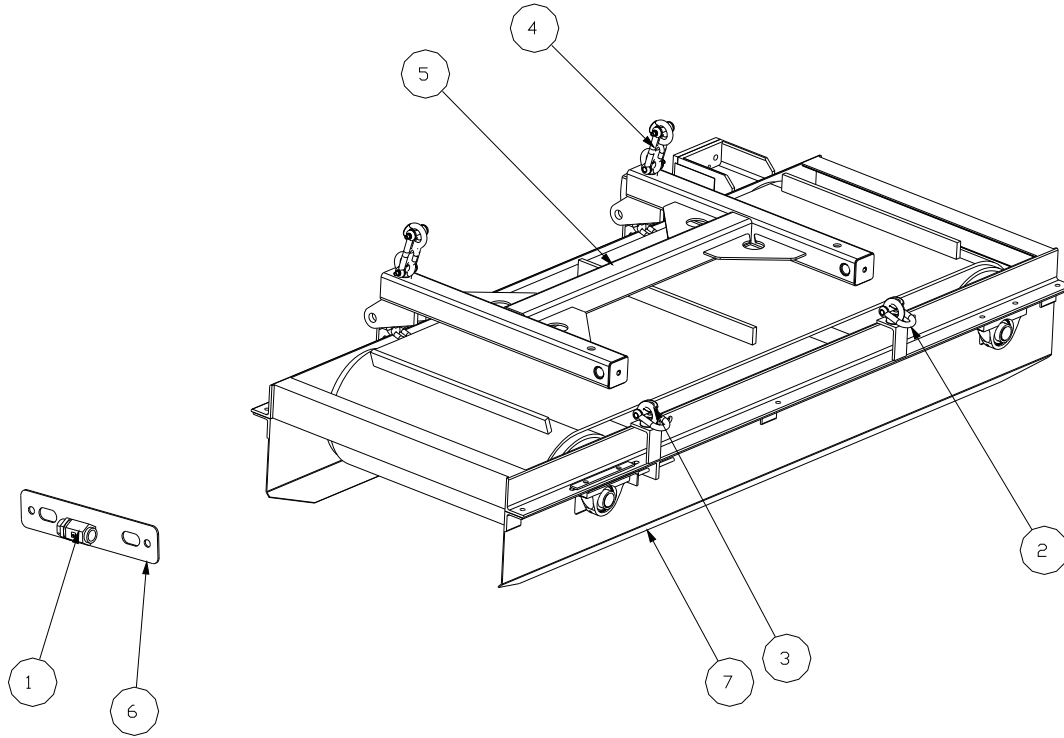
QH331-05-06-00 CHASSIS TOWER COMPLETE				
PB Partcode: QH331-05-06-00-PB REV NO. 0.07				
NO.	PART NO.	REV NO.	DESCRIPTION	QTY
1	10-03-2009	0.00	1 1/4" EXTENDED BHD ADAPTOR (ABH/MB20XL)	1
2	10-26-0064	0	30MM SINGLE CLAMP SERIES4	2
3	10-31-0322	0.01	TANK RETURN OFFSET	1
4	10-31-0323	0.01	TANK RETURN BOTTOM	1
5	10-31-0327	0.01	TANK RETURN TOP	2
6	12-11-0030	0	GATE SPRING ASSEMBLY (NON-NIP)	1
7	14-04-1320	0	BEACON	2
8	14-05-0187	A	SQUARE WORKLAMP	2
9	96-16-0085	0	16X85 PIN	1
10	1420-05-67	0.02	BEACON MOUNTING PLATE	1
11	1420-05-73	0.01	BEACON MOUNTING PLATE	1
12	1420-15-10-00	0.02	DIESEL TANK COMPLETE	1
13	1442-05-65	0	FCV MTG PLATE	1
14	1442-15-72	0.01	ACCESS GATE (QI240 TANK)	1
15	QH331-05-07	0.01	TOWER BRACE LH	1
16	QH331-05-122	0	TOWER BRACE RH	1
17	QH331-05-15	0.05	CHASSIS TOWER ASSY	1
18	QH331-05-91	0.01	TANK BRACKET RUBBER	1
19	QH331-05-92	0.03	MAG TOWER WALKWAY	1
20	QH331-06-25	0	CHASSIS TOWER/TANK RUBBER	1
21	QH331-06-26	0	CHASSIS TOWER/TANK RUBBER	1
22	QH331-15-08	0.02	MAG TOWER RAIL AND LIGHT MAST WELDED ASM.	1
23	QH331-15-08-00	0.03	MAG TOWER RAIL AND LIGHT MAST	1
24	QH331-15-16	0	WALKWAY FILLER PLATE	1
25	QH331-15-29	0.01	POWERUNIT HANDRAIL	1
26	QH331-15-29-00	0.01	MAG TOWER HANDRAIL AND GATE	1
27	QH331-15-75-00	C	QH331 HYD TANK COMPLETE	1
28	QH331-LIGHTS-08	0.01	QH331-LIGHTS-08	1
29	QJ331-05-39	0.02	MAG TOWER - LADDER SUPPORT BRKT	1
30	QJ331-15-65	0	LADDER SUPPORT BRACKET	1
31	QJ331-15-66	0.03	LADDER SUPPORT BOX	1
32	QJ331-15-71	0.01	ACCESS LADDER - MAG TOWER	1
33	QJ331-15-79	0.01	EXTENDING SUPPORT BRACKET	1
34	WASHER-FLAT	0	WASHER	2



QH331-15-08-00 MAG TOWER RAIL AND LIGHT MAST				
PB Partcode: QH331-15-08-00-PB REV NO. 0.03				
NO.	PART NO.	REV. NO.	DESCRIPTION	QTY
1	14-05-0187	A	24V SQUARE WORKLAMP	2
2	1440-15-59	0.04	BEACON MOUNTING PLATE	1
3	QH331-15-08	0.02	MAG TOWER RAIL AND LIGHT MAST WELDED ASM.	1
4	QH331-15-09	0.01	WORKLIGHT BRACKET	1
5	QH331-LIGHTS-08	0.01	QH331-LIGHTS-08	1

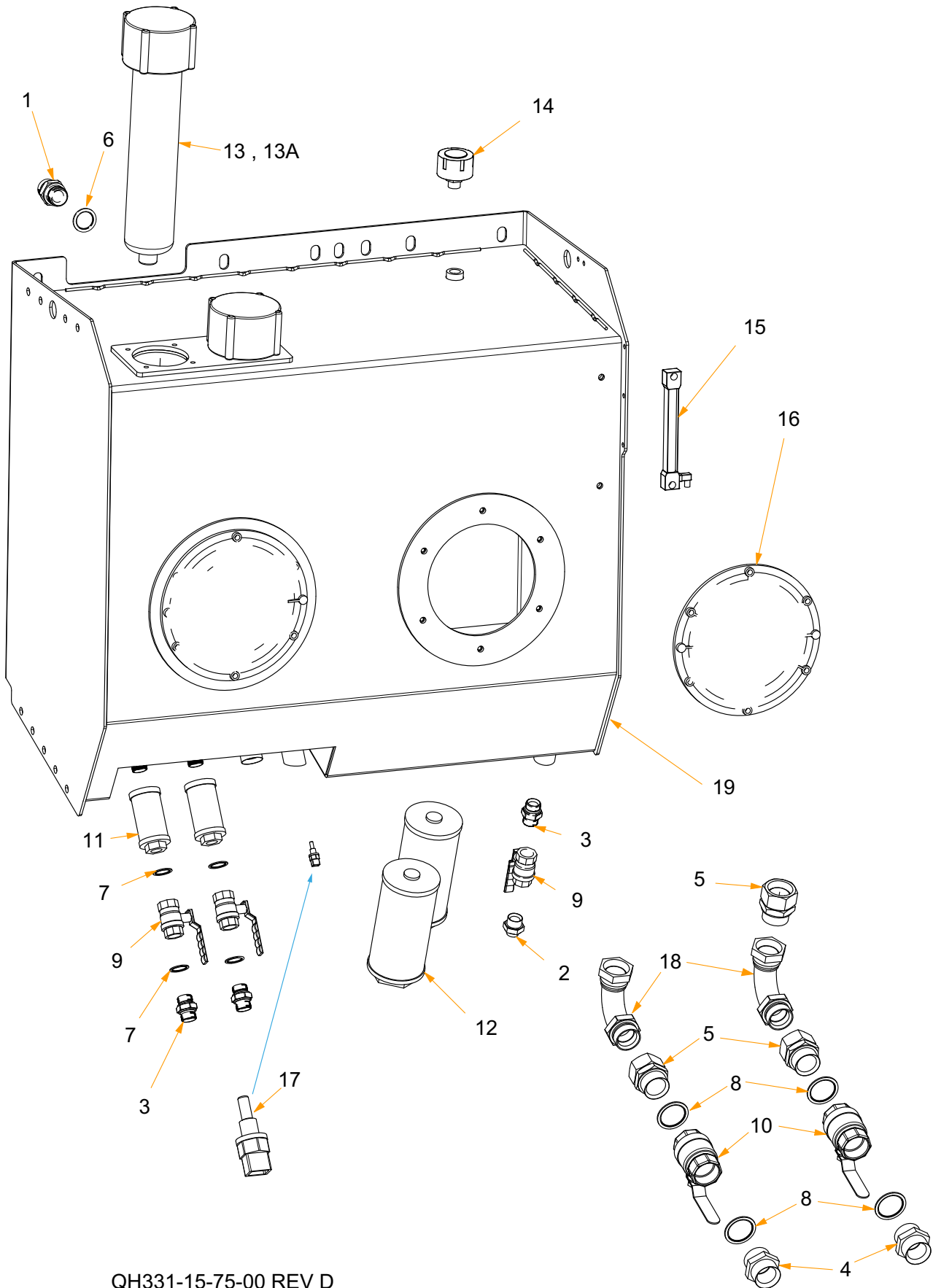


QH331-LIGHTS-08		QH331-LIGHTS-08		
PB Partcode: QH331-LIGHTS-08-PB		REV NO.	0.00	
NO.	PART NO.	REV NO.	DESCRIPTION	QTY
1	1440-15-59	0.04	BEACON MOUNTING PLATE	1
2	EL9686	0	LED WORKING LAMP 12/24V DURITE PT NO 0-420-70	2
3	QH331-15-09	0.01	WORKLIGHT BRACKET	1



QH331-MAGNET-05 QH331 OVERBAND MAGNET (TOWER)				
PB Partcode: QH331-MAGNET-05-PB REV NO. 0				
NO.	PART NO.	REV. NO.	DESCRIPTION	QTY
1	10-16-0154	0	1" BARREL FLOW CONTROL	1
2	12-65-0016	0	M16 SHACKLES	6
3	12-65-0120	0	M20 EYE NUT	10
4	12-81-0009	0	1/2 INCH CHAIN	2
5	1420-05-14	0	MAGNET MTG. FRAME	1
6	1442-05-27	0.01	FCV MTG PLATE	1
7	MA1050	0	CP20\80 SC2 ERIEZ	1

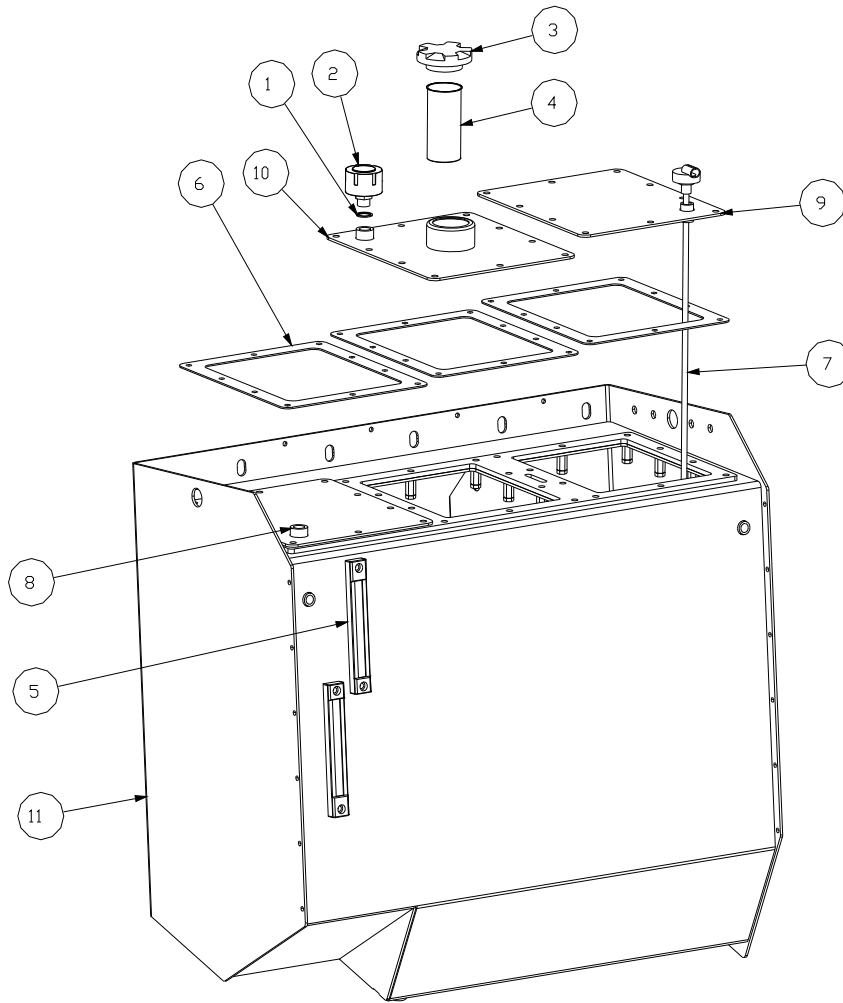




QH331-15-75-00 REV D

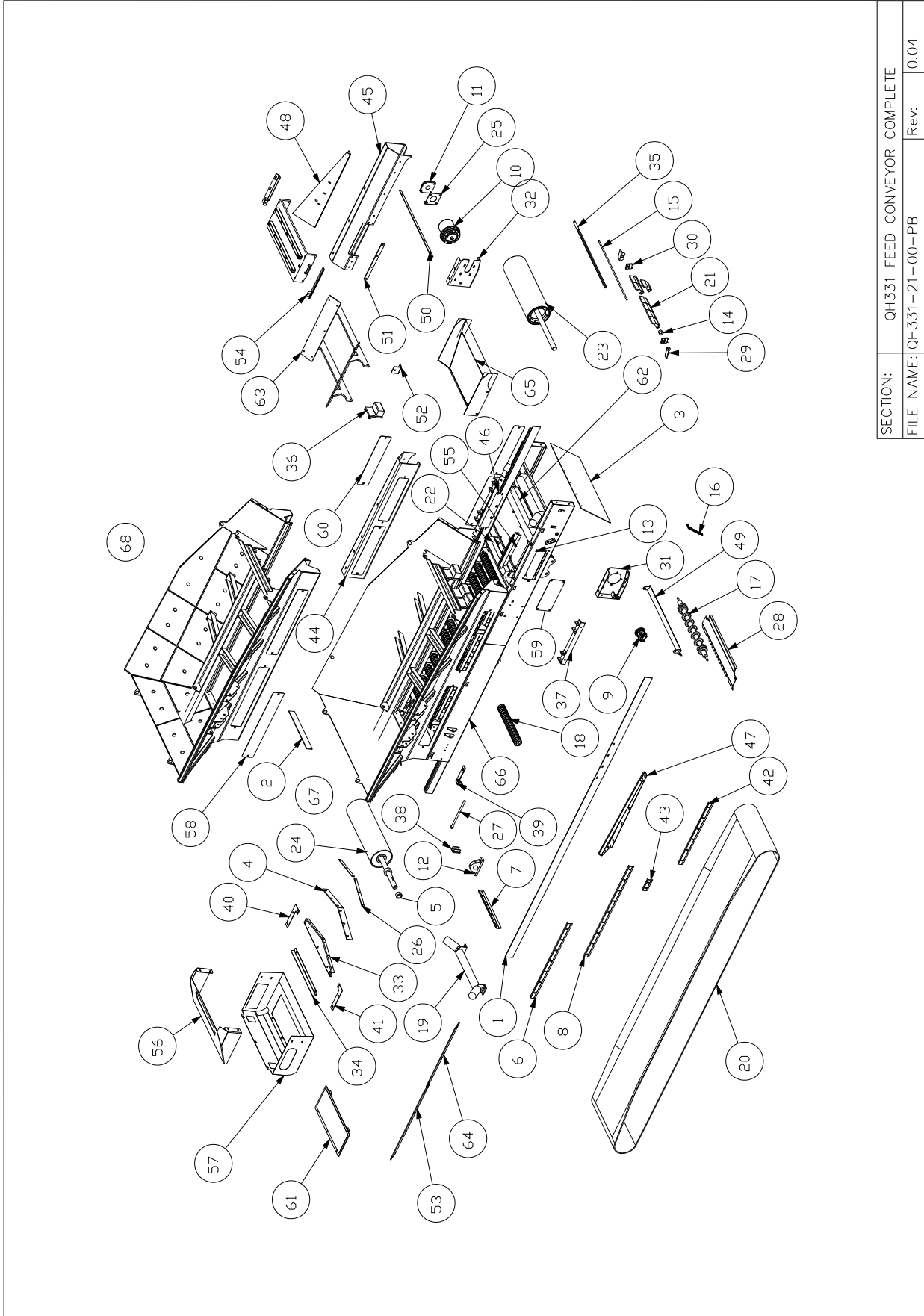
Item	Part No	Rev	Description	Qty	Remarks
1	10-01-1118	0	3/4" M/m Adaptor	4	
2	10-01-1119	0	3/4" X 1" M/m Adaptor	1	
3	10-01-1122	0	1" Bsp M/m Adaptor	3	
4	10-01-1140	0	2" M/m Adaptor	2	
5	10-01-1146	0	2" M/f Swivel Adaptor	3	
6	10-12-0012	0	3/4" Dowty Seal	4	
7	10-12-0016	0	1" Dowty Seal	4	
8	10-12-0032	0	2" Dowty Seal	4	
9	10-16-0043	0	1" Bsp F-f Ball Valve	3	
10	10-16-0070	0	2" Low Pressure Ball Valve (Blp2132)	2	
11	10-21-0003	0	1" Suction Filter	2	
12	10-21-0007	0	2 1/2" Suction Filter 90 Micron	2	
13	10-21-0030	0	Return Filter	2	Also See Below
14	10-22-4006	0	Tank Air Breather: O-sa075g2l03a	1	
15	10-23-5028	0	Low Level Sensor Gauge	1	
16	10-51-0350	0	350mm Tank Inspection Plate Complete (Mp Filtri)	2	
17	EL9908	A	Hydraulic Temperature Sensor	1	
18	HA1105	0	2" Mf 905 Bend	2	
19	QH331-15-75	0.06	Qh331 Hyd Tank W/assy	1	

Item	Part No	Rev	Description	Qty	Remarks
13A	10-21-0031	-	Filter element	2	For 10-21-0030



1420-15-10-00 DIESEL TANK COMPLETE				
PB Partcode: 1420-15-10-00-PB REV NO. 0.02				
NO.	PART NO.	REV NO.	DESCRIPTION	QTY
1	10-12-0012	0	3/4" DOWTY SEAL	1
2	10-22-4006	0	TANK AIR BREATHER: O-SA075G2L03A	1
3	10-22-4010	0	TANK CAP	1
4	10-22-4012	0	TANK SIEVE	1
5	10-23-5008	0	LEVEL GAUGE	2
6	12-85-0001	0	CORK GASKET	3
7	14-05-0149	0	FUEL LEVEL SENSOR	1
8	1420-15-50	0	DIESEL TANK LID	1
9	1440-15-47	0.01	DIESEL TANK LEVEL GAUGE LID	1
10	1440-15-14	0.02	FUEL FILLER PANEL	1
11	1420-15-10	C	DIESEL TANK	1

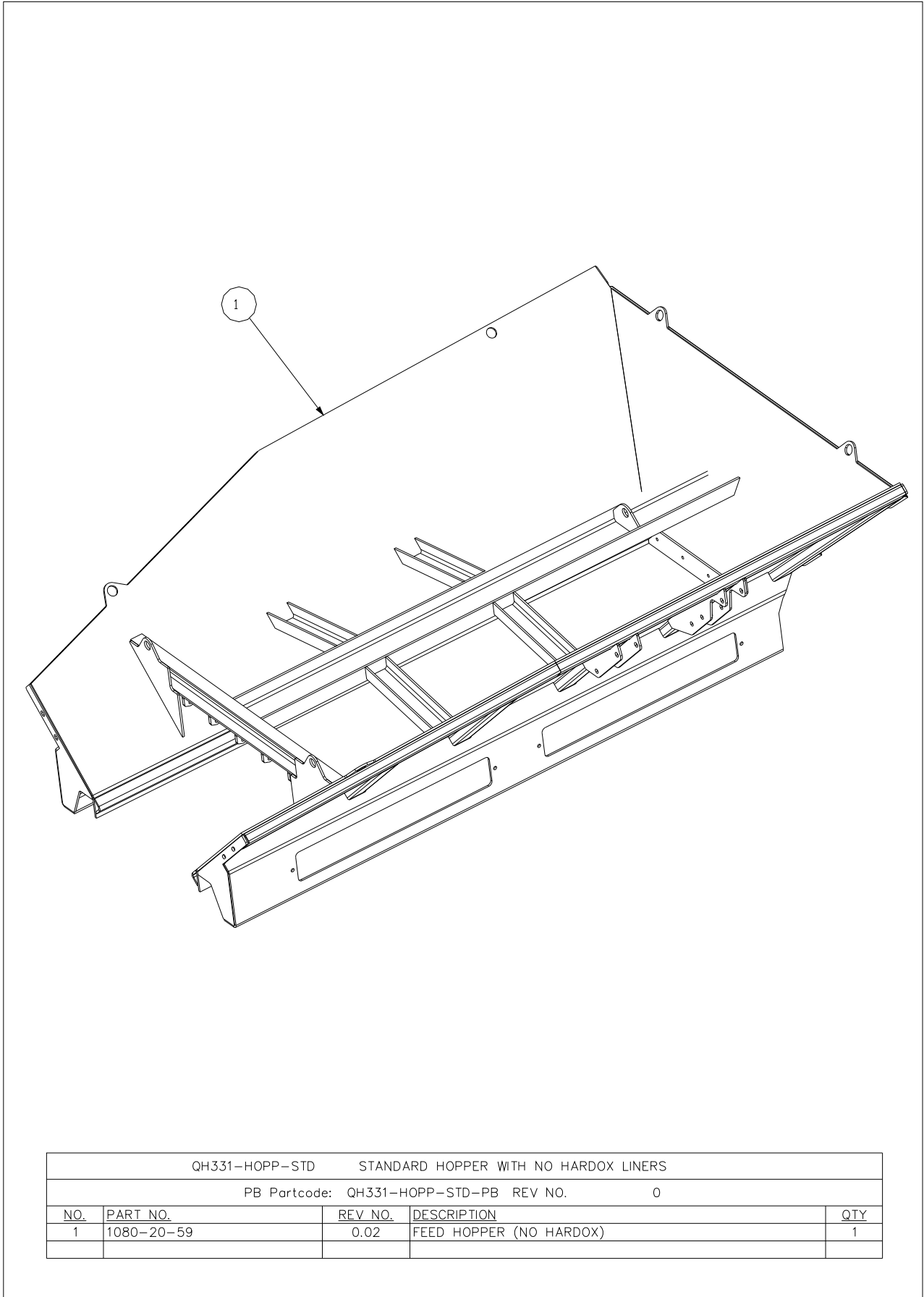




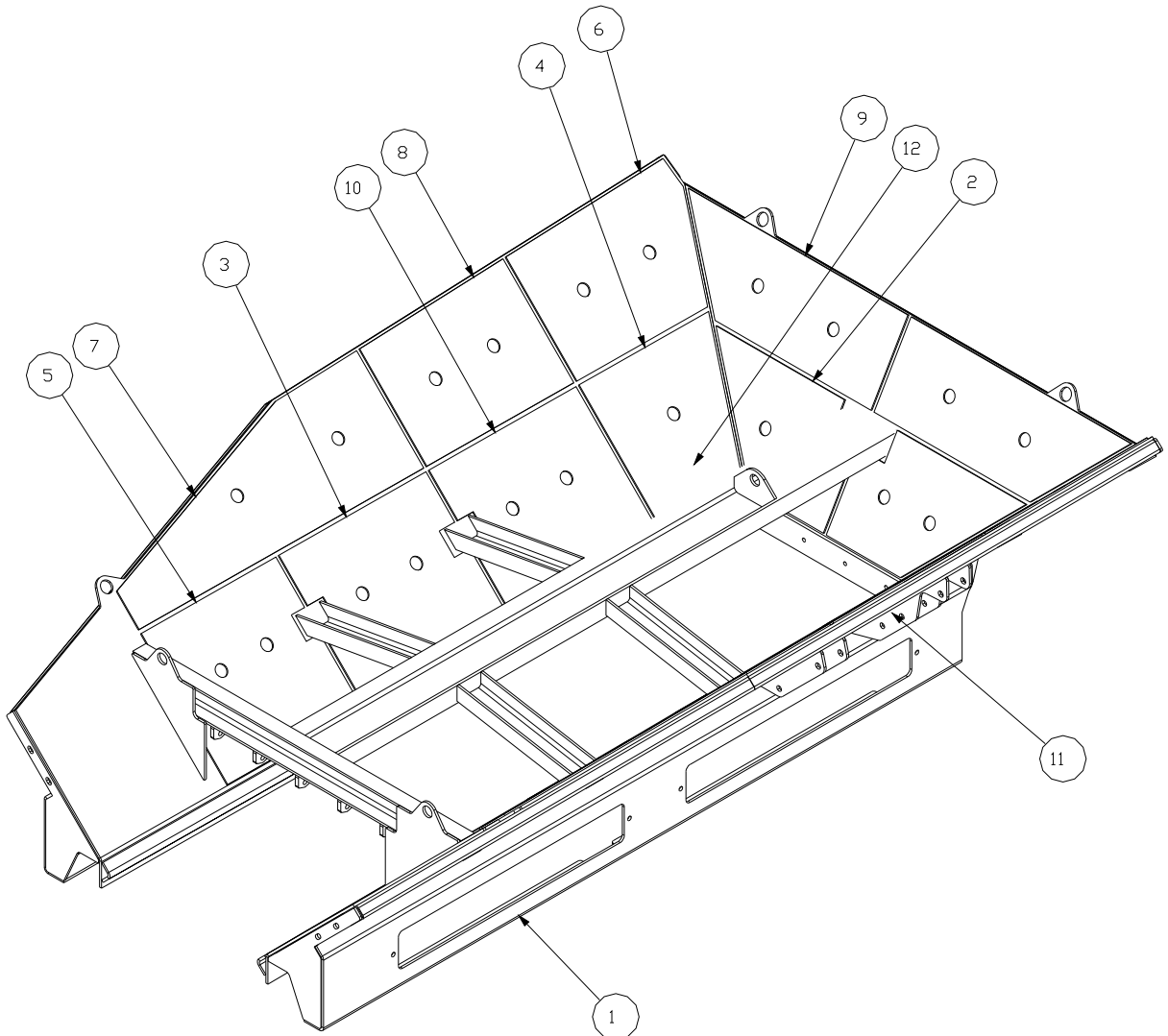
SECTION:	QH331 FEED CONVEYOR COMPLETE
FILE NAME:	QH331-21-00-PB
Rev:	0.04

SPARE PARTS LIST				SPARE PARTS LIST				
NO.	PART NO.	REV. NO.	DESCRIPTION	QTY	PART NO.	REV. NO.	DESCRIPTION	QTY
1	1000-20-06	0.01	FEEDBOOT RUBBER	2	47	1080-20-60	HOPPER SIDE EXT	1
2	000-20-07	0	FEEDBOOT RUBBER	1	48	1080-20-61	HOPPER SIDE EXT	1
3	000-20-09	0	CHUTE RUBBER	1	49	1080-20-63	RUBBER CLAMP	1
4	000-20-10-001	0	?V? Scraper Rubber	1	50	1080-20-64	RUBBER CLAMP	1
5	000-25-28	0.01	80X65X45.5 COLLAR	2	51	1080-20-67	CLAMP FOR METAL DETECTOR COVER PLATE	2
6	000-35-01	0	CLAMP PLATE	2	52	1080-20-69	IMPACT ROLLER MOUNTING	26
7	000-45-01	0	CLAMP PLATE	1	53	1080-20-70	FEED CONVEYOR PLASTIC SKIRT	4
8	000-45-02	0	CLAMP PLATE	2	54	1080-20-82-00	OVERBELT METAL DETECTOR COMPLETE	1
9	10-25-0125	0.01	HYDRAULIC MOTOR 106-1114-006	1	55	1080-20-84	M12X50 CSK PLASTIC BOLT COMPLETE WITH WASHER & NUT	1
10	10-26-0095	0.01	GEARBOX 7052CH	1	56	1080-65-10	FEEDER TAIL DRUM UPPER GUARD	1
11	11-20-0213	0	65MM FLANGE BEARING FY65TR/VZ3514	1	57	1080-65-11	FEEDER TAIL DRUM UNDER GUARD	1
12	11-25-0213	0	65MM PILLOW BLOCK BEARING SY65TR/VZ3514	2	58	1080-65-12	FEEDER SIDE GUARD	4
13	12-25-4002	0	METAL DETECTOR COIL UNDER 1000 BELT	1	59	1080-65-42	METAL DETECTOR ACCESS PANEL	2
14	12-50-0100	0	RUBBER ROPE CLAMP	2	60	1080-65-58	FEED HOPPER SIDE GUARD	5
15	12-56-1250	0	1250MM SCRAPER RUBBER	1	61	1080-65-60	FEEDER CONVEYOR TAIL GUARD DOOR	1
16	12-83-0008	0	8 LINK 1-4 INCH CHAIN	1	62	PY1033	IMPACT BAR	2
17	19-05-1160	0	DISC RETURN ROLLER	2	63	QH331-20-03	PLASTIC BELT SUPPORT	1
18	19-07-0780	0	IMPACT ROLLER 750MM	13	64	QH331-20-04	QH331-20-04	2
19	19-47-1050	0	40X1050MMX108MM ROLLER-SET	2	65	QH331-20-05	QH331-20-05	1
20	20-01-1080	0	FEEDER BELT	1	66	QH331-21-01	FEED CONVEYOR	1
21	20-55-0145	0	SCRAPER PAD	7	67	QH331-HOPP-STD	STANDARD HOPPER WITH NO HARDOX LINERS	1
22	20-60-0006	0	M16 X 60 FORGED T BOLT	8	68	QH331-HOPP-WEAR	HOPPER WITH HARDOX LINER PLATES BACK & SIDES	1
23	540-20-04-00	0.01	FEED DRIVE DRUM COMPLETE	1				
24	540-20-07-00	0	FEED TAIL DRUM COMPLETE	1				
25	540-20-22	0	65MM BEARING ADJUSTER PLATE	1				
26	540-25-17	0	V-SCRAPER CLAMP	2				
27	540-30-28	0	BEARING ADJUSTER BOLT	2				
28	540-65-02	0.02	RETURN ROLLER GUARD	2				
29	640-30-23	0	BELT SCRAPER MTG	2				
30	640-30-24	0	BELT SCRAPER CLAMP	2				
31	1080-20-02	0.02	GEARBOX MTG PLATE	1				
32	1080-20-03	0.02	BEARING MTG PLATE	1				
33	1080-20-07	0.01	TAIL DRUM V-SCRAPER	1				
34	1080-20-08	0	DRUM SCRAPER	1				
35	1080-20-10	0	DRUM SCRAPER BAR	1				
36	1080-20-15	0.01	FEEDER OUTLET WEIGHT	4				
37	1080-20-21	0.01	METAL DETECTOR MOUNT	2				
38	1080-20-33	0	ADJUSTER ENDCAP	2				
39	1080-20-34	0	65MM BEARING ADJUSTER	2				
40	1080-20-35	0	V SCRAPER MTG. PLATE	1				
41	1080-20-36	0.01	V SCRAPER MTG. PLATE	1				
42	1080-20-53	0	CLAMP PLATE	2				
43	1080-20-54	0	CLAMP PLATE	2				
44	1080-20-56	0.04	FEEDER SIDE SHORT RH	1				
45	1080-20-57	0.03	FEEDER SIDE SHORT LH	1				
46	1080-20-58	0.01	METAL DETECTOR COVER PLT	2				

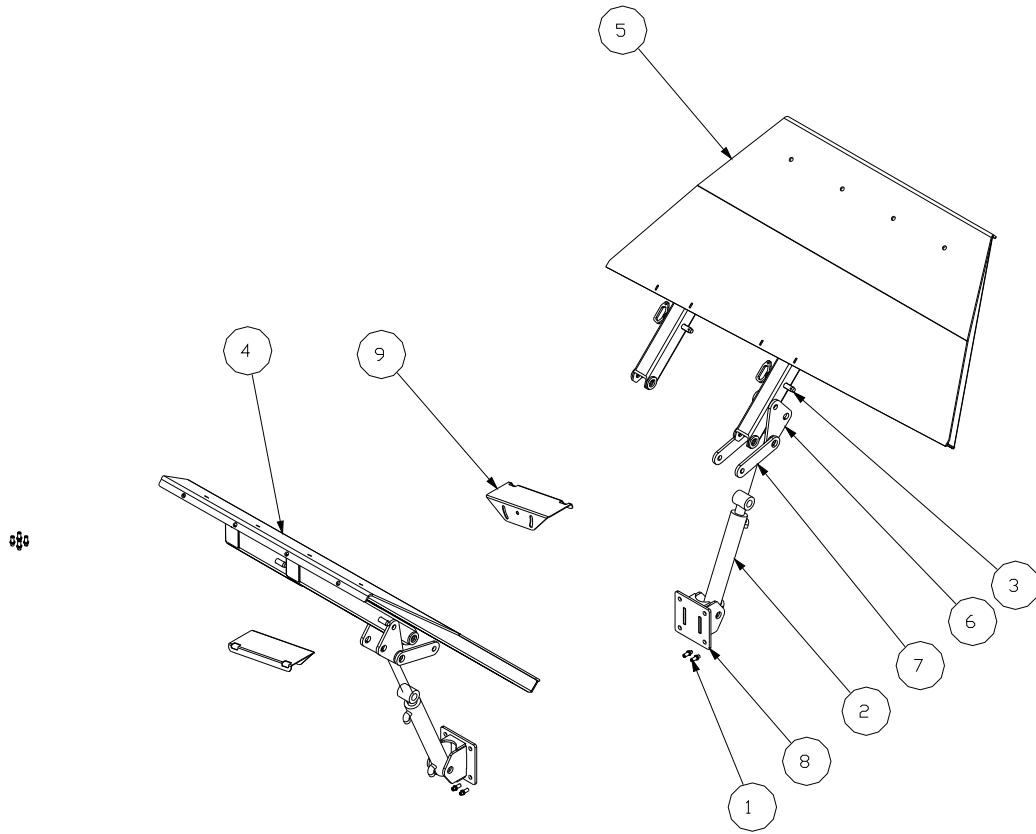
SECTION: QH331 FEED CONVEYOR COMPLETE
 FILE NAME: QH331-21-00-PB Rev: 0.04



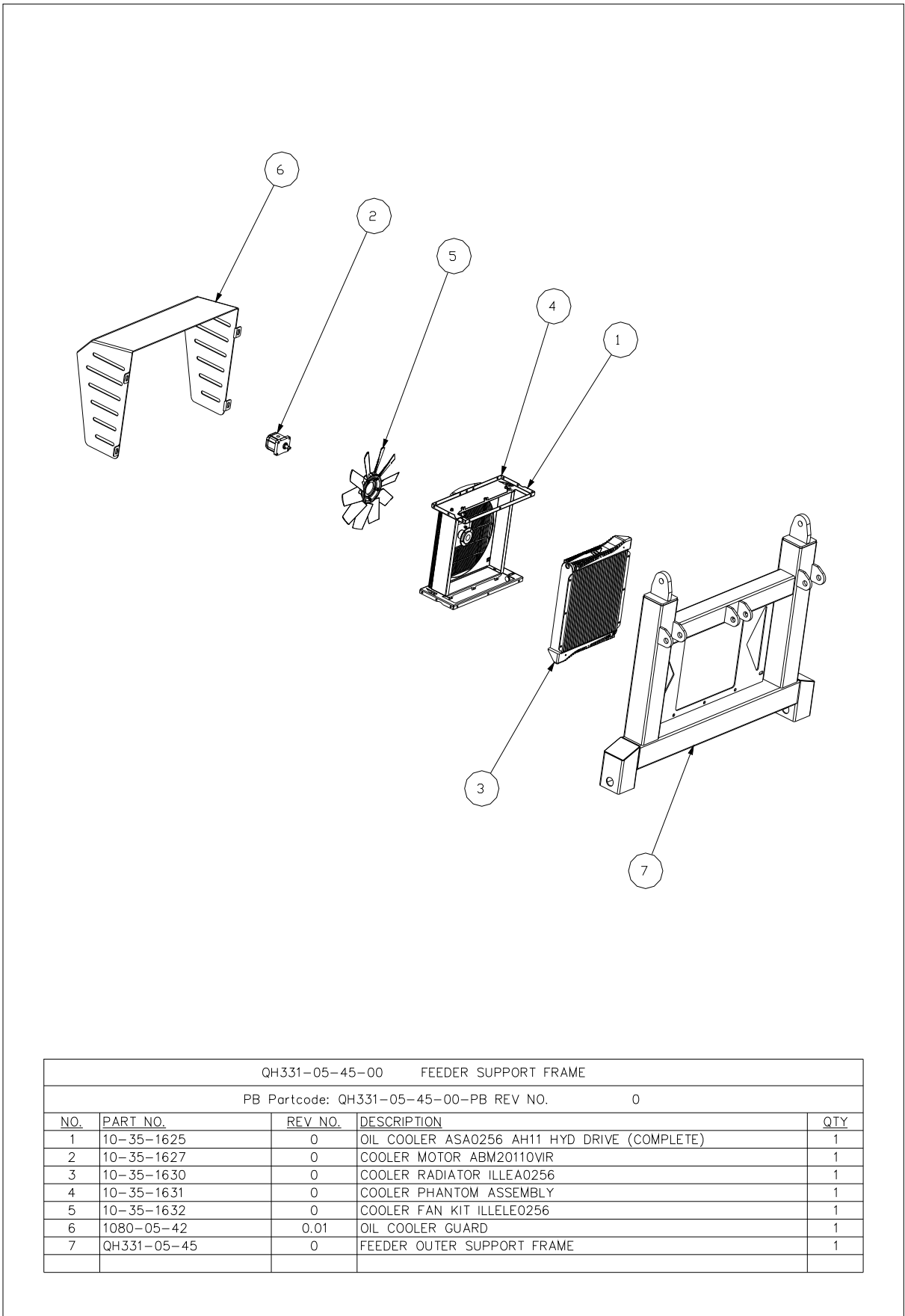
QH331-HOPP-STD STANDARD HOPPER WITH NO HARDOX LINERS				
PB Partcode: QH331-HOPP-STD-PB REV NO. 0				
NO.	PART NO.	REV NO.	DESCRIPTION	QTY
1	1080-20-59	0.02	FEED HOPPER (NO HARDOX)	1

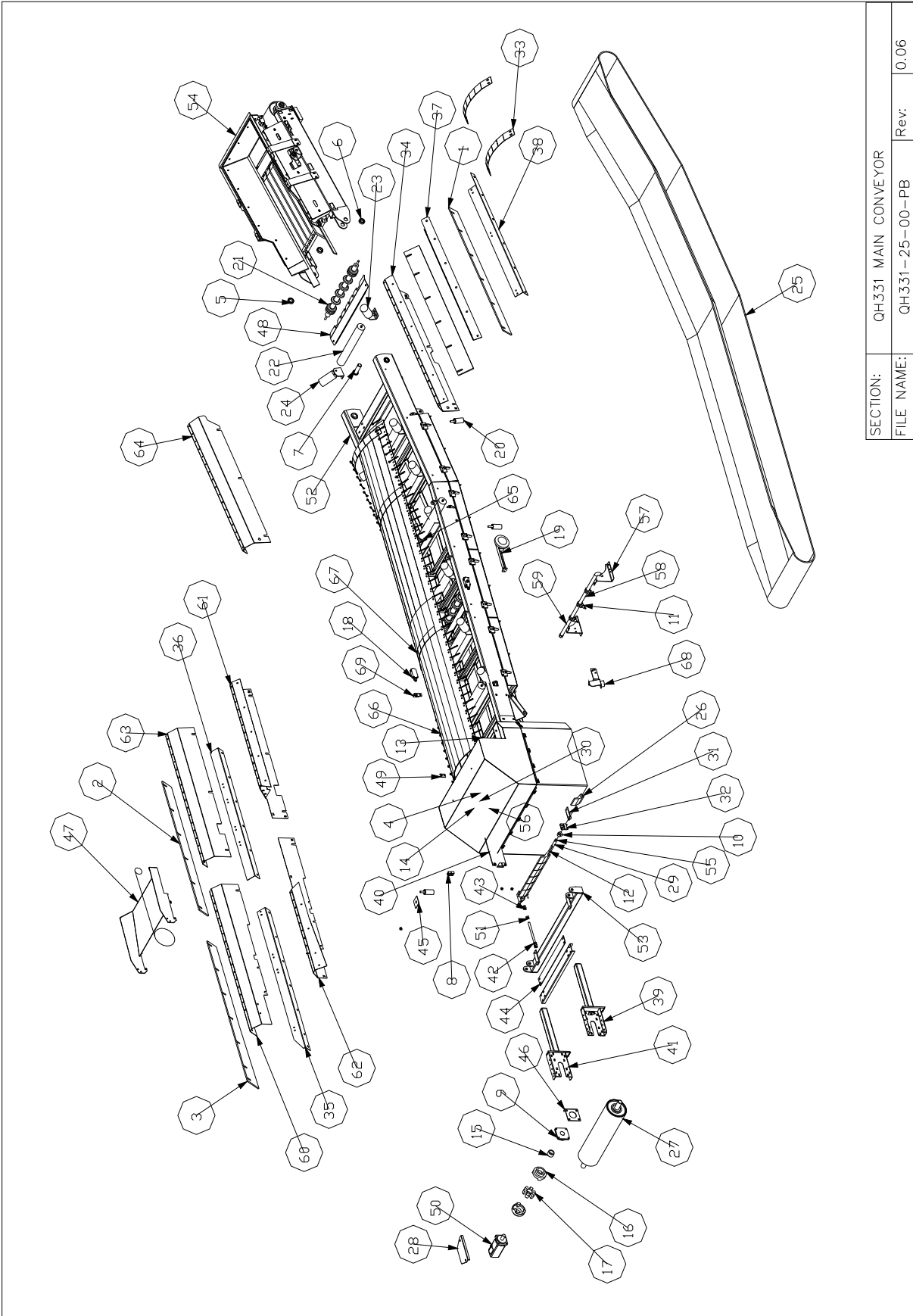


QH331-HOPP-WEAR HOPPER WITH HARDOX LINER PLATES BACK & SIDES				
PB Partcode: QH331-HOPP-WEAR-PB REV NO. 0				
NO.	PART NO.	REV NO.	DESCRIPTION	QTY
1	1080-20-55	0.13	FEED HOPPER (COMPLETE WITH HARDOX)	1
2	1080-20-55-002	0.01	.	2
3	1080-20-55-003	0.02	.	2
4	1080-20-55-004	0.03	.	2
5	1080-20-55-005	0.01	.	2
6	1080-20-55-006	0	HARDOX WEAR LINER	2
7	1080-20-55-007	0	HARDOX WEAR LINER	2
8	1080-20-55-008	0	HARDOX WEAR LINER	2
9	1080-20-55-009	0	HARDOX WEAR LINER	2
10	1080-20-55-010	0	HARDOX WEAR LINER	2
11	M12X45_CSK_SCREW	0	M12X45_CSK_SCREW.PRT	22
12	NUT-HEX	0	NUT_HEX.PRT	2



QH331-HOPP-EXT HYDRAULIC FOLDING SIDE WALL EXTENSIONS FOR REAR LOADING				
PB Partcode: QH331-HOPP-EXT-PB REV NO. 0.00				
NO.	PART NO.	REV NO.	DESCRIPTION	QTY
1	10-03-1105	0	1/4" X 1" BHD ADAPTOR	8
2	10-28-0034	0	RAM	2
3	PN1222	2	DIAMETER 20 X 150MM LG PIN	4
4	QH331-21-03	0.01	HOPPER DOOR EXTENSION	1
5	QH331-21-04	0.01	FEED HOPPER EXTENSION DOOR	1
6	QH331-21-05	0.01	HOPPER DOOR LINKAGE	4
7	QH331-21-06	0.01	HOPPER DOOR LINKAGE	4
8	QH331-21-07	0.00	RAM MTG BRKT	2
9	QH331-21-08	0.00	LADDER BRACKET	2

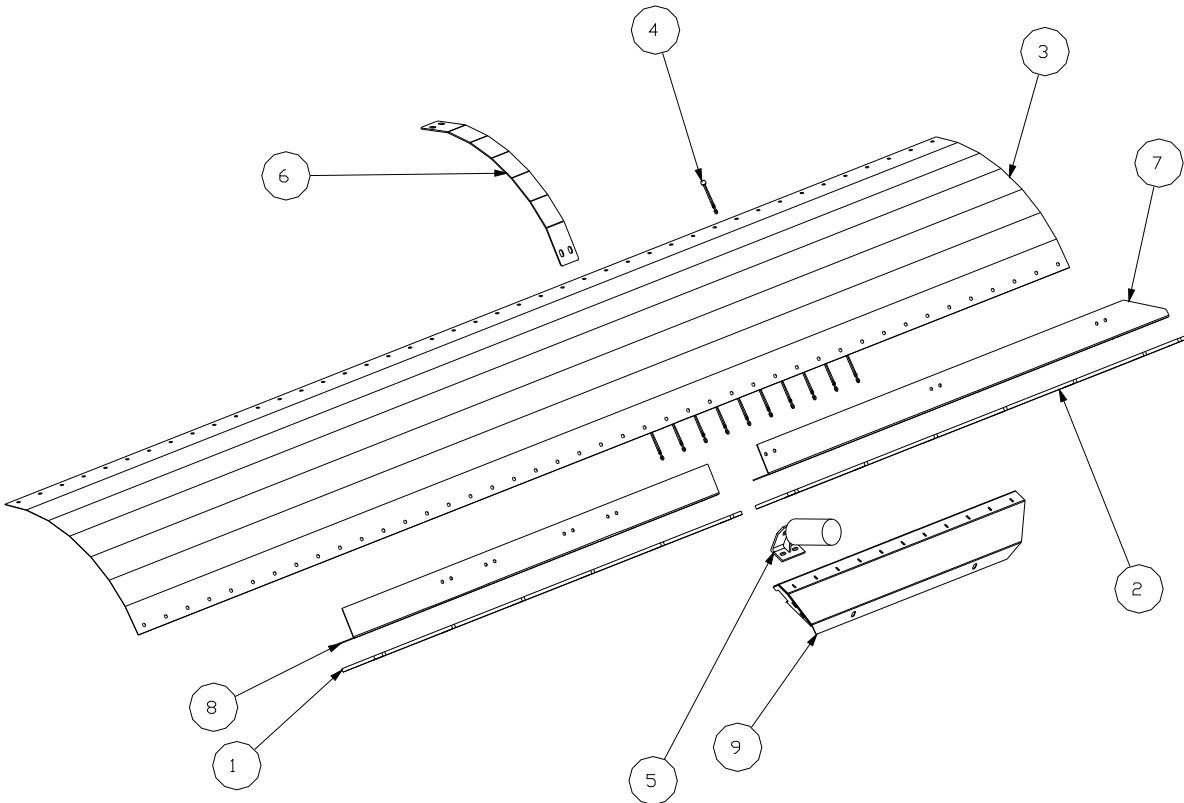




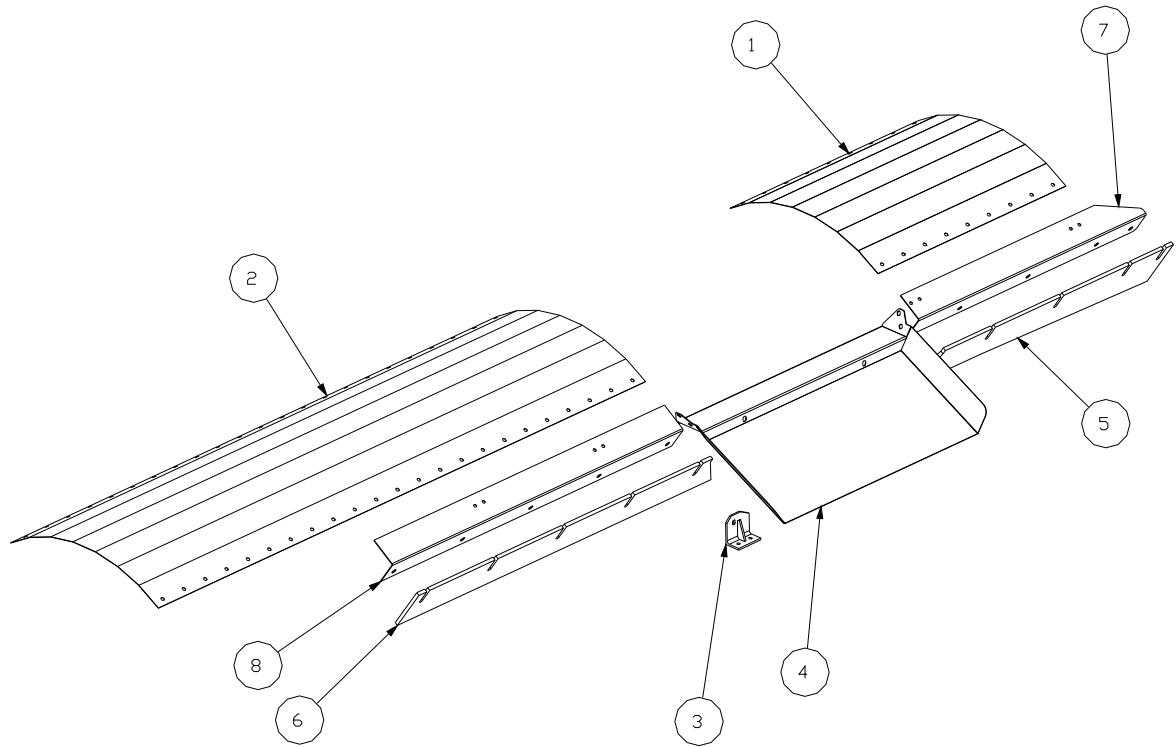
SECTION:	QH331 MAIN CONVEYOR	Rev:	0.06
FILE NAME:	QH331-25-00-PB		

SPARE PARTS LIST										SPARE PARTS LIST									
NO.	PART NO.	REV NO.	DESCRIPTION	QTY	NO.	PART NO.	REV NO.	DESCRIPTION	QTY	NO.	PART NO.	REV NO.	DESCRIPTION	QTY					
1	000-25-10	0	SKIRTING RUBBER	2	47	1107-65-01	0.02	CHEESE GUARD	1										
2	000-25-12	0	SKIRTING RUBBER	1	48	1107-65-02	0.02	RETURN ROLLER GUARD	4										
3	000-25-14	0	SKIRTING RUBBER	1	49	1440-27-72	0	PULL STOP BRACKET	2										
4	000-25-29	0	80X60X17.5 COLLAR	2	50	HM1016	0	HYDRAULIC MOTOR	1										
5	000-25-31	0.01	80X60X23.5 COLLAR	2	51	NUT-HEX	0	NUT_HEX.PRT	2										
6	000-90-50-001	0.01	50MM PIN COLLAR	2	52	QH331-25-01	0.04	QH331 MAIN CONVEYOR UPPER SECTION	1										
7	000-92-50-170	0.01	50MM WELDED PIN	2	53	QH331-25-02	0.01	QH331 MAIN CONV SUPPORT	1										
8	10-26-0061	0	30MM DOUBLE HOSE CLAMP	8	54	QH331-25-03-00	0.02	MAIN CONVEYOR LOWER SECTION COMPLETE	1										
9	11-20-0212	0	60MM FLANGE BEARING FY60TR/VZ3514	2	55	QH331-25-15	0	QH331 MAIN CON SCRAPER	1										
10	12-50-0100	0	RUBBER ROPE CLAMP	2	56	QH331-25-16	0	MOTOR MOUNTING (TO SUIT HM1016)	1										
11	12-52-1102-00	0	1420MM SPRAY BAR H/C 300MM ASSY	1	57	QH331-25-19	0.00	SPRAY BAR BRACKET LH ASM	1										
12	12-56-1100	0	DRUM SCRAPER RUBBER TENSIONER	1	58	QH331-25-19-00	0.00	SPRAY BAR ARRANGEMENT ASM	1										
13	12-76-0100	0	DUST COVER TIE DOWN	76	59	QH331-25-20	0.00	SPRAY BAR BRACKET RH ASM	1										
14	13-04-7540	0	2517 x 40MM TAPER LOCK	1	60	QH331-65-01	0.02	UPPER SECTION LH SKIRTING	1										
15	13-04-7560	0	2517 x 60MM TAPER LOCK	1	61	QH331-65-02	0.01	CHUTE SECTION SKIRTING	1										
16	13-05-0180	0	HRC-180 COUPLING (TYPE F)	2	62	QH331-65-03	0.02	CHUTE SECTION SKIRTING	1										
17	13-05-1180	0	HRC 180 COUPLING INSERT	1	63	QH331-65-07	0	MIDDLE SECTION LH SKIRTING	1										
18	14-04-3565	0	CABLE CONTROLLED EMERGENCY STOP UNIT	2	64	QH331-65-08	0	LOWER SECTION LH SKIRTING	1										
19	14-05-0099	0	SPEED WHEEL	1	65	QH331-ADDDGUARDS-25	0.00	QH331 ADDITIONAL GUARDING OPTION	1										
20	19-03-0127	0	GUIDE ROLLER	6	66	QH331-MAGNET-25	0	OVERBAND MAGNET OPTION (MAIN CONV)	1										
21	19-05-1100	0	DISC RETURN ROLLER	4	67	QH331-NOMAGNET-25	0	NO OVERBAND MAGNET (STD)	1										
22	19-11-0780	0	108/20 X 780 C/R	2	68	QH331-SENSORMC	0	PRODUCT CONVEYOR LEVEL SENSOR	1										
23	19-47-0220	0	108/20 X 220 X 40 LH W/R	2	69	QJ331-25-36	0	HOSE PLATE	1										
24	19-48-0220	0	108/20 X 220 X 40 RH W/R	1															
25	20-02-2080	0	1080 MAIN CONVEYOR BELT (1000MM)	1															
26	20-55-0145	0	SCRAPER PAD	7															
27	540-25-03-00	0	MAIN CONVEYOR HEAD DRUM	1															
28	540-65-35	0	MOTOR MOUNTING GUARD	1															
29	542-25-07-01	0	1350MM DRUM SCRAPER	1															
30	542-65-10	0	MOTOR MOUNT BOTTOM GUARD	1															
31	640-30-23	0	BELT SCRAPER MTG	2															
32	640-30-24	0	BELT SCRAPER CLAMP	2															
33	1080-25-03	0.01	DUST COVER SUPPORT	6															
34	1080-65-05	0.02	LOWER SECTION RH SKIRTING	1															
35	1080-65-26	0.02	RUBBER CLAMP	1															
36	1080-65-27	0.02	RUBBER CLAMP	1															
37	1080-65-28	0	RUBBER CLAMP	1															
38	1080-65-29	0	RUBBER CLAMP	1															
39	1107-25-03	0.04	BEARING ADJUSTER	1															
40	1107-25-05	0.03	HEAD DRUM SLIDE MTG	2															
41	1107-25-08	0.03	BEARING ADJUSTER	1															
42	1107-25-12	0	ADJUSTER BAR	2															
43	1107-25-39	0	M24 ADJUSTER BOSS	2															
44	1107-25-62	0	REMOVER TRANSOME PLATE	1															
45	1107-25-92	0	GUIDE ROLLER FASTENING PLATE	6															
46	1107-35-35	0	60mm BEARING ADJUSTER PLATE	2															

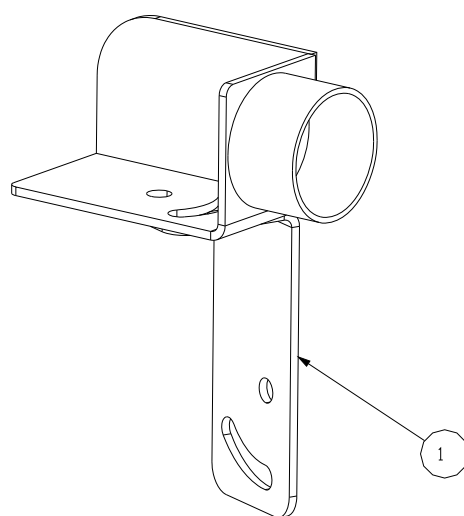
SECTION:	QH331 MAIN CONVEYOR
FILE NAME:	QH331-25-00-PB
Rev:	0.06



QH331-NOMAGNET-25 NO OVERBAND MAGNET (STD)				
PB Partcode: QH331-NOMAGNET-25-PB REV NO. 0				
NO.	PART NO.	REV NO.	DESCRIPTION	QTY
1	000-25-12	0	SKIRTING RUBBER	1
2	000-25-14	0	SKIRTING RUBBER	1
3	12-76-0023	0	QH331 MAIN CONVEYOR DUST COVER	1
4	12-76-0100	0	DUST COVER TIE DOWN	11
5	19-48-0220	0	108/20 X 220 X 40 RH W/R	1
6	1080-25-03	0.01	DUST COVER SUPPORT	1
7	1080-65-25	0	RUBBER CLAMP	1
8	1080-65-27	0.02	RUBBER CLAMP	1
9	QH331-65-04	0	REBAR CHUTE REPLACEMENT SECTION	1

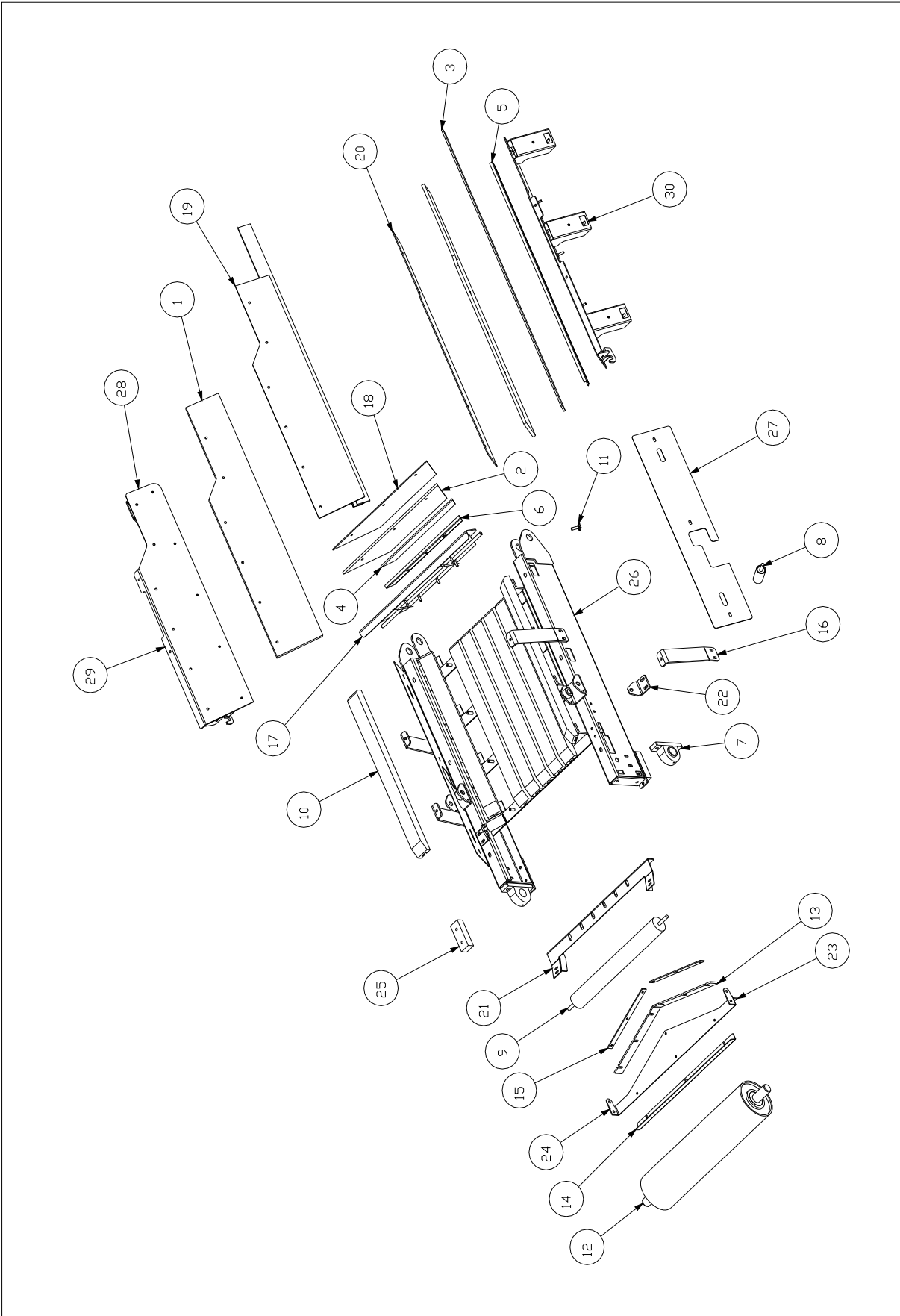


QH331-MAGNET-25 OVERBAND MAGNET OPTION (MAIN CONV)				
PB Partcode: QH331-MAGNET-25-PB REV NO. 0				
NO.	PART NO.	REV NO.	DESCRIPTION	QTY
1	12-76-0024	0	QH331 MAIN CONV DUST COVER (MAGNET VERSION UPPER)	1
2	12-76-0025	0	QH331 MAIN CONV DUST COVER (MAGNET VERSION LOWER)	1
3	19-01-0000	0	CENTRE ROLLER BKT RH	1
4	1080-25-05	0.01	REBAR DISCHARGE CHUTE	1
5	QH331-25-12	0	QH331 MAIN CON RUBBER SKIRT (MAG)	1
6	QH331-25-13	0	QH331 MAIN CON RUBBER SKIRT (MAG)	1
7	QH331-65-05	0	RUBBER CLAMP	1
8	QH331-65-06	0	RUBBER CLAMP	1

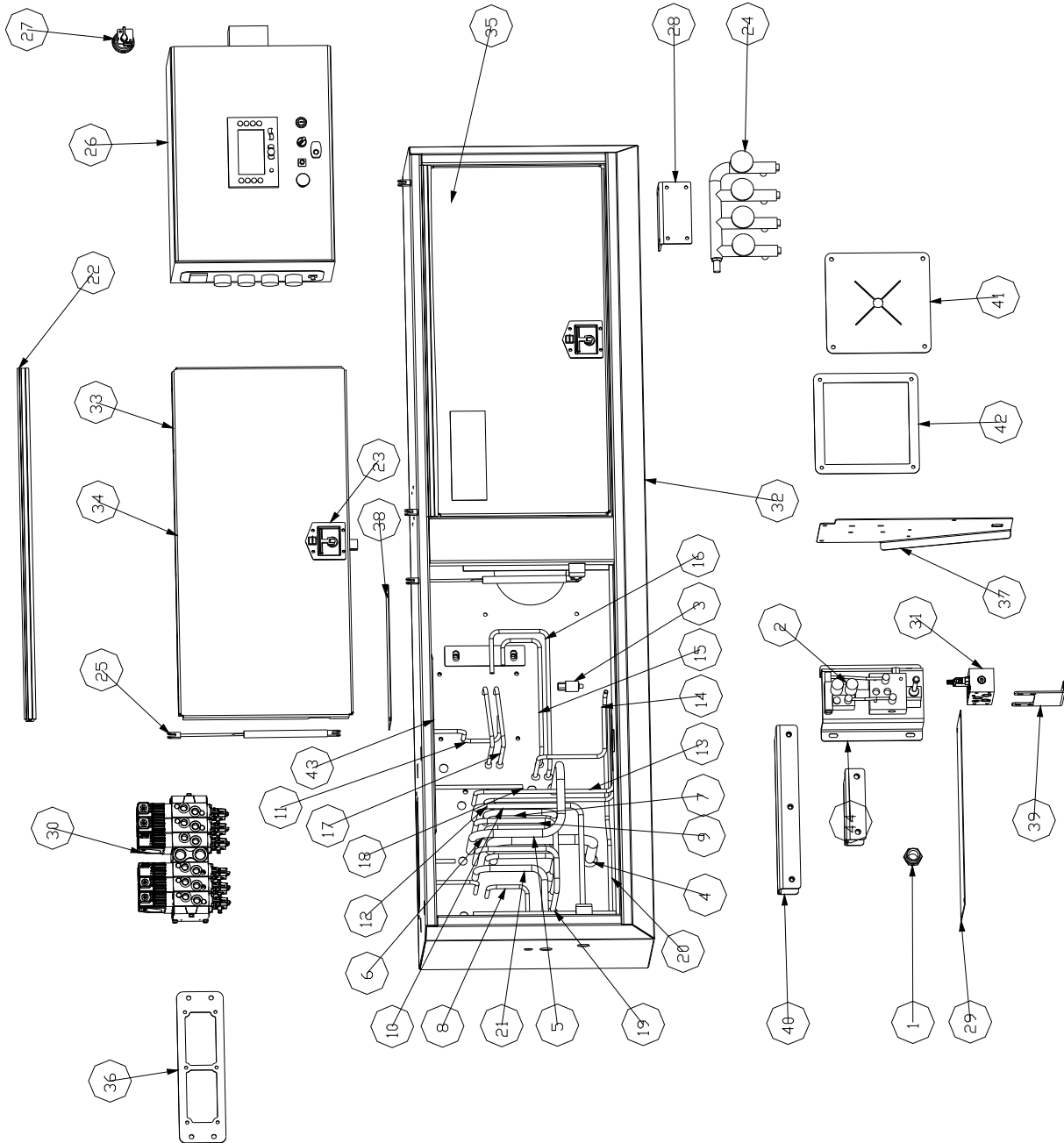


QH331-SENSORMC PRODUCT CONVEYOR LEVEL SENSOR				
PB Partcode: QH331-SENSORMC-PB REV NO. 0				
NO.	PART NO.	REV NO.	DESCRIPTION	QTY
1	QJ331-25-42-00	0.01	STOCK PILE SENSOR BRKT	1

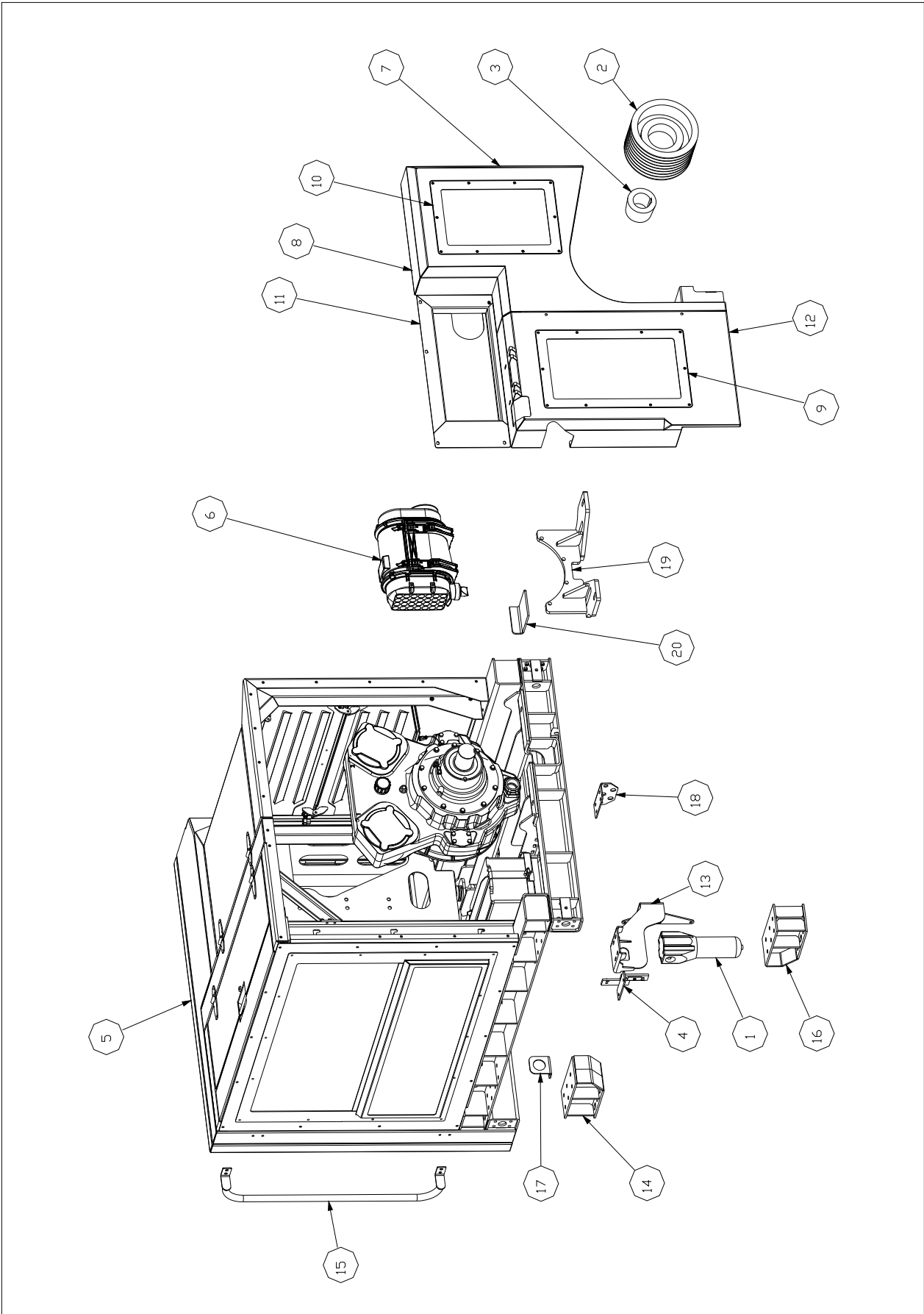




QH331-25-03-00 MAIN CONVEYOR LOWER SECTION COMPLETE				
PB Partcode: QH331-25-03-00-PB REV NO. 0.02				
NO.	PART NO.	REV NO.	DESCRIPTION	QTY
1	000-25-11	0	FEEDBOOT RUBBER	2
2	000-25-13	0.01	FEEDBOOT RUBBER	1
3	000-25-15	0	FEEDBOOT RUBBER	2
4	000-25-16	0.01	FEEDBOOT RUBBER	1
5	000-45-02	0	CLAMP PLATE	2
6	000-45-06	0	CLAMP PLATE	1
7	11-25-0212	0	60MM PILLOW BLOCK BEARING SY60TR/VZ3514	2
8	19-03-0127	0	GUIDE ROLLER	2
9	19-14-0904	0	108/20 X 905 R/RL	1
10	20-60-0005	0	IMPACT BAR	8
11	20-60-0006	0	M16 X 60 FORGED T BOLT	32
12	540-25-06-00	0	MAIN CONVEYOR TAIL DRUM	1
13	540-25-13-003	0.02	V-SCRAPER RUBBER	1
14	540-25-16	0	V-SCRAPER PLATE	1
15	540-25-17	0	V-SCRAPER CLAMP	2
16	1080-25-32	0	FEEDBOOT SIDE SUPPORT	4
17	1080-25-37	0.02	FEEDBOOT BACK	1
18	1080-25-39	0.01	Wear Plate	1
19	1080-25-40	0	WEAR LINER	1
20	1080-25-41	0	WEAR LINER	1
21	1107-25-59	0	ROLLER MTG	1
22	1107-25-60	0.01	TROUGHING ROLLER BKT	2
23	1107-25-63	0.01	TAIL DRUM V-SCRAPER	1
24	1107-25-63-00	0.01	TAIL DRUM V-SCRAPER	1
25	PY1021	0	POLY SHOCK ABSORBER	2
26	QH331-25-03	0.02	MAIN CONVEYOR LOWER SECTION	1
27	QH331-25-07	0.01	FEEDBOOT GUARD	2
28	QH331-25-10	0.01	MAIN CONVEYOR HOPPER LH	1
29	QH331-25-10-00	0	MAIN CONVEYOR FEEDBOOT COMPLETE	1
30	QH331-25-11	0.01	MAIN CONVEYOR HOPPER RH	1




QH331-15-30-00 QH331 CONTROL CABINET COMPLETE				
PB Partcode: QH331-15-30-00-PB REV NO. 0.07				
NO.	PART NO.	REV. NO.	DESCRIPTION	QTY
1	10-01-1128	0	1 1/4" ADAPTOR M/M	1
2	10-16-2011	0	SINGLE BANK AUX CV WITH 24V SOLENOID	1
3	10-23-5113	0	0-160 PRESSURE TRANSMITTER	1
4	10-31-0300	0.01	BH TO PVG (P)	1
5	10-31-0301	0.01	PVG (T) - BH	1
6	10-31-0302	0.01	PVG (TRACK LEVER) - BH	2
7	10-31-0303	0.01	PVG (MAIN LEVER) TO BH	1
8	10-31-0304	0.03	PVG (LUB LEVER) - BH	1
9	10-31-0305	0.03	PVG (TRACK SOL) TO BH	1
10	10-31-0306	0.02	PVG (LUB HEATER) TO BH	1
11	10-31-0307	0.01	PVG (AUX) TO MAIN LIFT (P)	1
12	10-31-0308	0.01	PVG (HYDRO LEVER) - HYDRO (B)	1
13	10-31-0309	0.01	PVG (HYDRO SOL) TO HYDRO (A)	1
14	10-31-0311	0.02	HYDRO (T) TO BH	1
15	10-31-0312	0.01	MAIN LIFT (HPCO) TO BH	1
16	10-31-0313	0.01	MAIN LIFT (T) TO BH	1
17	10-31-0314	0.01	MAIN LIFT (A + B) TO BH	2
18	10-31-0315	0.01	PVG (LS) TO BH	1
19	10-31-0316	0.01	PVG (TRACK SOL) TO BH	1
20	10-31-0318	0.01	HYDRO TYPE 1 (T) TO BH	1
21	10-31-0326	0.02	PVG (FEEDER LEVER) TO BH	1
22	12-10-1140	0.01	HINGE (CUT FROM FD2109)	2
23	12-45-0110	0	LOCKABLE DOOR LOCK 5589/541	2
24	12-52-1104	0	4 BANK SPRAYBAR MANIFOLD	1
25	12-70-0030	0	GAS STRUT 300N SDB1C3200260C32-300N	4
26	14-04-0331	0	QH331 STARTER PANEL & LOOM	1
27	14-05-0168	0	LOCKABLE ISOLATOR SWITCH	1
28	1107-15-85	0	SPRAY BAR MANIFOLD MOUNTING BRACKET	1
29	1420-16-72	0	CONTROL BOX COVER PLT	1
30	HV8586	0	QH331 6 BANK PVG	1
31	HV8610	0	HYDROEST CONTROL VALVE (SECOND GENERATION)	1
32	QH331-15-30	0.06	QH331 CONTROL CABINET	1
33	QH331-15-31	0.02	CONTROL PANEL DOOR	2
34	QH331-15-31-00	0	CONTROL UNIT DOOR COMPLETE	2
35	QH331-15-32	0	CABINET SUPPORT BKT	3
36	QH331-15-33	0	PVG MOUNTING BRACKET	1
37	QH331-15-34	0.03	CABINET BULKHEAD	1
38	QH331-15-35	0	CONTROL BOX COVER PLT	1
39	QH331-15-36	0.02	VALVE BRKT	1
40	QH331-15-44	0	LARGE CABINET SUPPORT BKT	1
41	QH331-15-45	0	WIRE LOOM RUBBER	1
42	QH331-15-46	0	RUBBER CLAMPING PLATE	1
43	QH331-LIGHTS-30	0.01	QH331-LIGHTS-30	1
44	QJ331-15-57	0.02	CONTROL VALVE MOUNTING BRACKET	1



QH331-15-00 QH331 POWERPACK COMPLETE				
PB Partcode: QH331-15-00-PB REV NO. 0.02				
NO.	PART NO.	REV NO.	DESCRIPTION	QTY
1	10-21-0320	0	PRESSURE FILTER FHP320	1
2	13-02-8335	0	PULLEY SPC 8 335MM	1
3	13-04-9490	0	4040x90MM TAPER LOCK	1
4	1420-15-94	0.01	POWERUNIT PIPE BRACKET	1
5	CB0142	0	QH331 C9 TIER 3A CLUTCH DRIVE PACK (QH331 P1)	1
6	EN9687	0	AIR FILTER PSD10	1
7	QH331-15-01	0.03	POWERUNIT DRIVE GUARD	1
8	QH331-15-01-00	0.01	POWERUNIT DRIVE GUARD	1
9	QH331-15-02	0	INSPECTION GUARD	1
10	QH331-15-03	0	INSPECTION GUARD	1
11	QH331-15-04	0.02	AIR FILTER GUARD	1
12	QH331-15-05	0.03	POWERUNIT DRIVE GUARD	1
13	QH331-15-10	0.01	PRESSURE FILTER MTG BRKT.	1
14	QH331-15-13	0.01	POWERPACK MOUNTING	2
15	QH331-15-15	0.01	HYDRAULIC TANK HANDRAIL	1
16	QH331-15-37	0	POWERPACK MOUNTING	2
17	QH331-15-38	0	2" SUCTION BULKHEAD ANGLE	1
18	QH331-15-40	0	UNDER POWERPACK BULKHEAD	1
19	QH331-15-43	0.01	CLUTCH BRACE 12"	1
20	QH331-15-99-001	0	POWERUNIT CUT OUT PLATE	1

ENGINES USED IN THIS POWERPACK
 EN9601 CAT C9 TIER 3A EU PRE-BUY
 EN9696 CAT C9 TIER 3A LESSER REG COUNTRIES
 EN9697 CAT C9 TIER 3A US FLEX
 EN9698 CAT C9 TIER 3A EU FLEX

70	B1701B1	SUN ADV 4 HYDRAULIC MANIFOLD	1
69	B1875G000	PT TECH 12" SUN MANIFOLD MOUNTING BRACKET	1
68	B18660000	TIER IV C9 3 PRE-CLEANER SUPPORT BRACKET	1
67	CB0209	VORTEX PRE-CLEANER KIT (VORTEX FILTER)	1
66	FD1003	800N GAS STRUT	2
65	FD1005	GAS STRUT FORK END	4
64	0170098	SUN 12" ADV 4 MASTER END - CMCMLU00812MA	1
63	QH331-15-15	QH331 POWERPACK HANDRAIL	1
62	RJ17409	RUBBER TIE SUIT B17280000 BATTERY HOLDER	1
61	102943312	QH331 POWERPACK HOSE KIT	1
60	1420-15-94	PPE BRACKET	1
59	01031-15-43	CLUTCH SUPPORT	1
58	01031-15-39	CLUTCH POWERPACK BULHEAD	1
57	01031-15-38	BULHEAD ANGLE	1
56	01031-15-37	POWERPACK MOUNTING	2
55	13444480	TAPER LOCK BUSH	1
54	13424335	PULLER SPEC 8.335MM	1
53	B17550000	C9-3A BELT GUARD BRACKET	1
52	B17530000	C9-3A BELT GUARD	1
51	B17530000	COMPACT SOOT GUARD	1
50	B17530000	O RING ID 0127mm, 3mm DIA MATERIAL	1
49	EN9922	O RING ID 282.2mm, 3mm DIA MATERIAL	2
48	CB0195	HYDRAULIC DRIVE POWERPACK SEALING RUBBER KIT (CLUTCH TYPE)	1
47	B170028	PT TECH TORSIONAL COUPLING TO SUIT CAT C9 FOCU75-F9B-A113	1
46	EN9759	QJ341 ENGINE KIT C9 3A	1
39	047008	BECCOOL RADIATOR COMPLETE TO INC BECC980 BECC0304240, BECC0180380	1
38	HV0589	SAUER DANFOSS PROPORTIONAL PAV CONTROL HIC, ALLOWING REVERSE FLOW RFD-124-FHY-24L-DE-S210-48	1
37	HP6887	TANDEM THCC PUMP	1
36	HP6895	75CC PUMP SAE B 13 TOOTH 11033588P	1
35	HP6928	75CC PART 1/2 CHECKER PUMP (S/N NO. 1112404590)	1
34	HP6917	51.1mm DIA CLUTCH FILTER ASSEMBLY - CAT PA8071 D	1
33	EN10002	PSD TO AIR CLEANER ASSEMBLY (LONG VERTICAL FLOW MEDIA NON PRE-CLEANER TUBED or SCAVENGE) w/ INLET & 6" OUTLET	1
28	EL9716	12 VOLT HEAVY DUTY 725 BATTERY (797X) COOL CLIMATE USAGE	2
25	CB0140	TIER IV C9 3 CLUTCH POWERPACK (QH331)	1
23	CB0093	TIER IV CENTRAL CORE POWERPACK COMPLETE	1
22	B170027	PT TECH WET CLUTCH - HPTO 12 FLEX HOUSING ASSY	1
21	B1720000	CAT C9 (9A) TURBO COVER SUPPORT ASSY	1
20	B17310000	CAT C9 (9A) TURBO COVER ASSY	1
19	B17300000	CAT C9 & C9.3 FUEL & CLUTCH FILTER BRACKET	1
18	B17280000	EXTERNAL SINGLE FILTER SHROUD FRONT	1
17	B17280000	EXTERNAL SINGLE FILTER SHROUD REAR	1
16	B17270000	EXTERNAL SINGLE FILTER BRKT	1
14	B16620000	TIER IV PPE BULKHEAD BRACKING PLT	1
12	B16000000	TIER 4 PROPORTIONAL VALVE MFG BRKT	1
11	B18880000	MOUNTING BRACKET (FUSE BOX)	1
7	B14620000	BRACKET ASSY - TIER IV CLUTCH FILTER	1
5	B17270000	BATTERY CLAMP TO SUIT EL9716 12V HD BATTERIES	1
4	B17260000	BATTERY HOLDER TO SUIT EL9716 12V HD BATTERIES	1
3	B17010000	BIG CAT C9 3 TIER 4 ENGINE SUPPORT	1
2	1024-1131	SAUER DANFOSS LOAD SENSING SERVO S 45 AXIAL PUMP	1
1	1024-0220	SDCC SAUER DANFOSS FHP202.2 BA 02 242 N E71-64 1398	1



FIT SOOT GUARD UP SIDE
DOWN FOR TRANSPORT

201116	ITEM 49 SOOT GUARD B18740000 WAS B17560000	19-08-12	STALBOT
9795	AIR CLEANER CHANGED. ENT10002 REPLACES EN9891, PRE-CLEANER KIT C9B0209 X1 & PRE-CLEANER SHROUD B16440000 X1. EL BOW EN9823 X1 & CHECK VALVE EN9824 X1 DELETED	02-04-12	STALBOT
7683	12" MANIFOLD CHANGE SUN MANIFOLD B170191 REPLACES B170028 & MOUNTING BRACKET B18750000. EL 100956 REPLACES EL9776 (SEE ECO R819)	16-04-12	STALBOT
ECO	BIG CLUTCH DRIVE MODELS & BOWS UPDATED. ITEMS 9948 ADDED	27-09-11	PREVIOUS

REVISION HISTORY

REV	ECO	DESCRIPTION	DATE	CHANGED BY
A	7683	BIG CLUTCH DRIVE MODELS & BOWS UPDATED. ITEMS 9948 ADDED	27-09-11	PREVIOUS

DATE: 02/08/2011

ISSUE: 1 of 3

REVISED BY: MZ

DESIGNED BY: MZ

DRAWING TITLE: QH331 CLUTCH CAT C9 (9A) POWERPACK

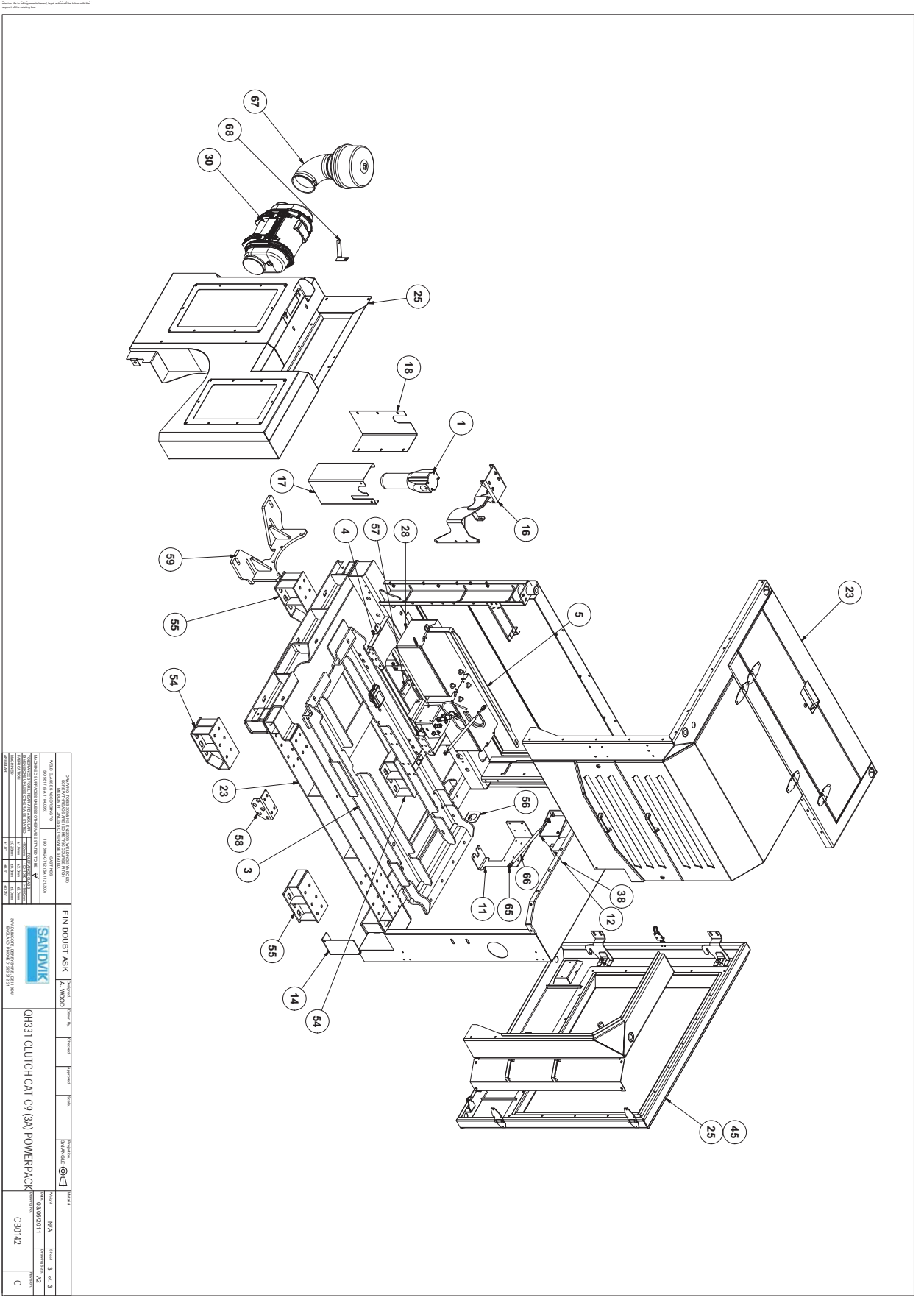
SCALE: C801/2

REVISED BY: C

IF IN DOUBT ASK

SANDVIK


MANUFACTURING INFORMATION



SANDVIK MANUFACTURED IN SWEDEN SANDVIK CONSTRUCTION AB SANDVIK, SWEDEN		IF IN DOUBT ASK A WOOD		QH331 CLUTCH CAT C9 (3A) POWERPACK		03/2021 C80142	
SANDVIK MANUFACTURED IN SWEDEN SANDVIK CONSTRUCTION AB SANDVIK, SWEDEN		IF IN DOUBT ASK A WOOD		QH331 CLUTCH CAT C9 (3A) POWERPACK		03/2021 C80142	
SANDVIK MANUFACTURED IN SWEDEN SANDVIK CONSTRUCTION AB SANDVIK, SWEDEN		IF IN DOUBT ASK A WOOD		QH331 CLUTCH CAT C9 (3A) POWERPACK		03/2021 C80142	
SANDVIK MANUFACTURED IN SWEDEN SANDVIK CONSTRUCTION AB SANDVIK, SWEDEN		IF IN DOUBT ASK A WOOD		QH331 CLUTCH CAT C9 (3A) POWERPACK		03/2021 C80142	

ITEM	PART No.	DESCRIPTION	QTY
70	FAB1028	M/D U-BOULT 30mm CTRX 30mm LONG	1
69	FAB1028	M/D U-BOULT 140mm CTRX 160mm LONG	1
68	CB0106	TIER IV MULTIPURPOSE SUPPORT ASSY (CHARGED AIR SYSTEM)	1
67	BT10191	SEALED 4100RUBBER MANIFOLD	1
66	BT10290	SEALED 4100RUBBER MANIFOLD MOUNTING BRACKET	1
65	ED1050	800N OCS STRUT	2
64	ED1050	800N STRUT FORK END	2
63	EL10056	SUN 27.2/DV.4 MASTER UNIT - CCM3ML-008-12/VA	1
62	10-29-4312	OH331 POWERBRACK HOSE KIT	1
60	RU1408	RUBBER TO SUIT B12360000 BATTERY HOLDER	1
59	B16680000	TIER IV C9.3 PRE-CLEANER SUPPORT BRACKET	1
58	CB02029	VORTEX PRE-CLEANER KIT (WIRGIS FILTER)	1
57	1442-15-49	SOLE BRACKET	1
56	1420-15-34	PIPE BRACKET	1
54	EN10002	MOUNTING BRACKET	1
53	CB01191	PRE-CLEANER ASSEMBLY LONG VERTICAL BLUE MEDIA NON	1
51	1442-15-59	TIER IV CAT C9.3 AFTER TREATMENT SHROUD BOLTED ASSY	1
50	EN97608	PIPE BRACKET	1
49	CB01773	Q1240/CH331 C9.3 POWERPACK PIPEWORK	1
48	91331-15-43	C9.3 TIER IV TURBO COVER ASSY	1
47	91331-15-43	CLUTCH SUPPORT	1
46	91331-15-37	UNDER POWERPACK BULKHEAD	1
45	91331-15-13	POWERPACK MOUNTINGS	2
44	BT7650000	SCOT GUARD	2
43	EN9922	O RING ID Ø127mm, 3mm DIA MATERIAL	1
42	EN9921	O RING ID Ø92.5mm, 3mm DIA MATERIAL	2
41	BT10328	DRUM TO DRIVE PROTECTORS TO SUIT CAT C9.3 (CAT C9.3-158A)113	1
39	HP89856	75CC PUMP SAE B.13 TOOTH 11095568P	1
37	HP89828	186 ANTICLOCKWISE PUMP (SD NO. 1112048901)	1
36	HP8917	PT TECH WET CLUTCH FILTER ASSEMBLY - CHRYSLER-001-D	1
35	10-24-1131	SAUER DANFOSS LOAD SENSING SERIES 46 AXIAL PUMP 130CC	1
34	B16590000	CAT C9.3 UPPER ANTI-VIBE MTS BRKT USING EN9827 ANTI-VIBE MOUNTS	1
32	BT1290000	CAT C9.3 C9.3 FUEL & CLUTCH FILTER BRACKET	1
31	13-04-6480	TAPER LOCK BUSH	1
29	EN98927	Nonhda Type RA Mount (10-00107) 60 B/H	6
28	BT250000	CAT C9.3 TIER 4 AFTER TREATMENT SUPPORT	1
27	13-02-8355	PULLEY 9PC 8.338MM	1
26	947014	3-TUBE WIRE WOUND OIL COOLER BECC0208380	1
24	HV8589	BRACKET ASSY - TIER IV CLUTCH FILTER	1
23	EX7017	SAUER DANFOSS PROPORTIONAL FAN CONTROL HIC. ALLOWING REVERSE FLOW RFD-126-PRV-24L-DE-S-210489	1
22	647008	SINGLE TUBE WIRE WOUND FUEL COOLER	1
20	BT1290000	BECCOL RADATOR COMPLETE TO INC BEC980/BECC0394240/ BECC0180380	1
19	BT1290000	EXTERNAL SINGLE FILTER SHROUD FRONT	1
18	BT1220000	EXTERNAL SINGLE FILTER SHROUD REAR	1
16	ED10500	TIER IV RUBBER PAD BRACKET	1
15	ED10500	TIER IV RUBBER PAD BRACKET 725X100 CLD CLIMATE USAGE	2
14	BT10027	PT TECH WET CLUTCH - 11P1012/ELX HOUSING ASSY	1
13	HP89867	TANDEM HCC PUMP	1
11	BT600000	TIER 4 PROPORTIONAL VALVE MTS BRKT	1
10	1420-16-37	MOUNTING BRACKET	1
9	B12370000	BATTERY CLAMP TO SUIT EL.9716 12V HD BATTERIES	1
4	B12360000	BATTERY HOLDER TO SUIT EL.9716 12V HD BATTERIES	1
3	BT8010000	86 CAT C9.3 TIER 4 ENGINE SUPPORT	1
2	CB01140	TIER IV C9.3 CLUTCH POWERPACK (QH331)	1
1	CB00893	TIER IV CENTRAL CORE POWERPACK COMPLETE	1

Parts List



FIT SOOT GUARD UP SIDE
DOWN FOR TRANSPORT

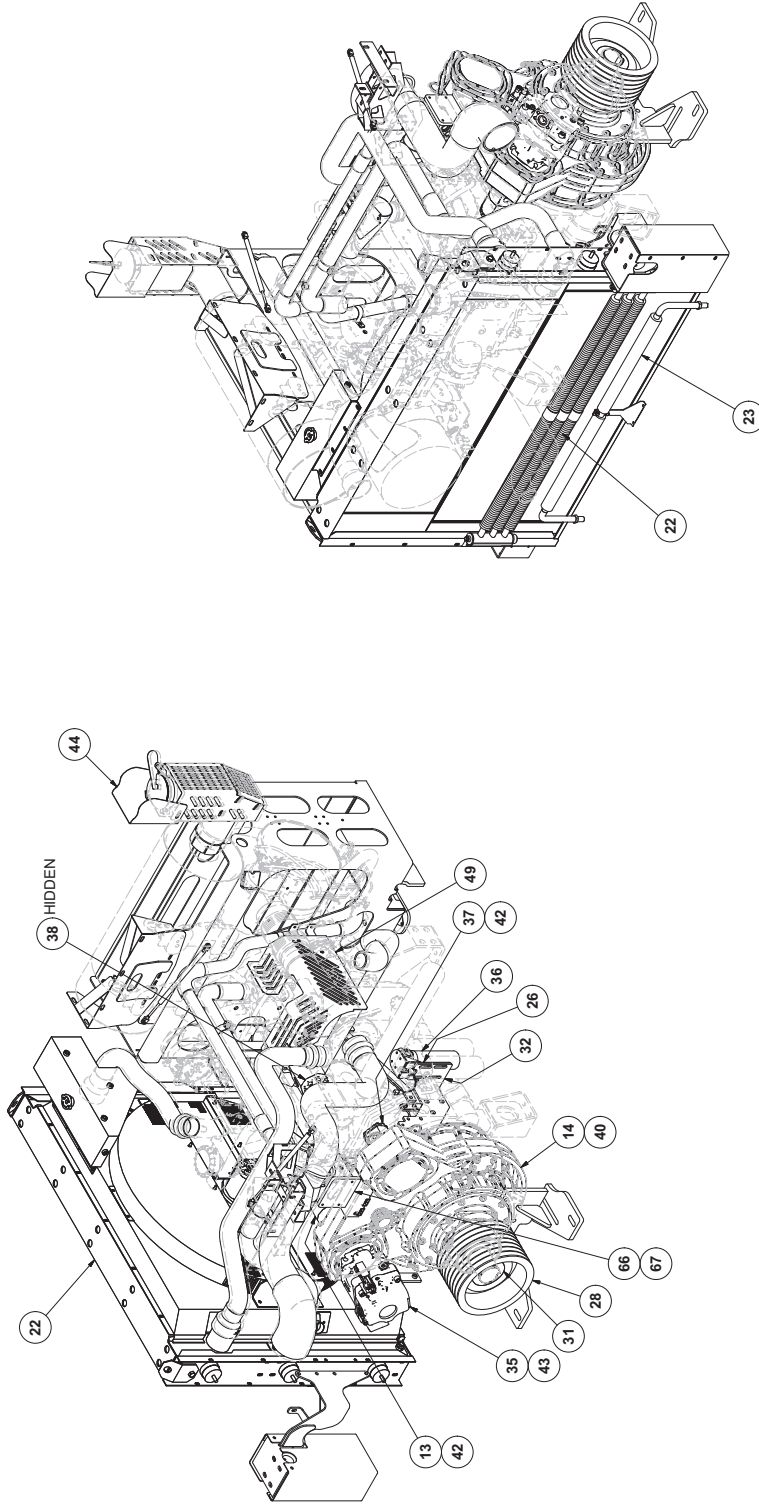
REV	ECO	DESCRIPTION	DATE	CHANGED BY
A		12" CLUTCH MANIFOLD BT10191 WAS BT10227. 1 MANIFOLD MOUNTING BRACKET B16760000 WAS QH431-15-41. 12" CLUTCH MASTER UNIT EL.10098 WAS EL.9776.	13-04-16	STALBOT
B	88177	NEW AIR CLEANER ADDED. EN98927 WAS EN98927. PRE-CLEANER KIT (WIRGIS) CLEANER SUPPORT BRACKET B16680000 ADDED. CORE POWERPACK NOW COMMON BETWEEN SWAD AND BG. CB0089 WAS CB0200. BATTERY TRAY RUBBER RU1408 ADDED. POWERPACK HOSE KIT 10-29-4312 ADDED. MISSING ITEMS EL.9776, RPLACED. EN9827 WAS 864.0775-00. LIGHT MAST ITEMS AND HANDRAIL NOT USED IN BG. B15830000 X1, B18540000 X1, B18550000 X1, EL.9886 X2 & B18920000 X1 DELETED. AIR FILTER SHROUD B14040000 X1 DELETED. BS CLUTCH DRIVE BRACKET B14040000 X1 DELETED.	14-04-16	STALBOT
C	88119	12" CLUTCH MANIFOLD BT10191 WAS BT10227. 1 MANIFOLD MOUNTING BRACKET B16760000 WAS QH431-15-41.	27-08-11	INSURANS

QH331 CLUTCH CAT C9.3 (8B)
POWERPACK

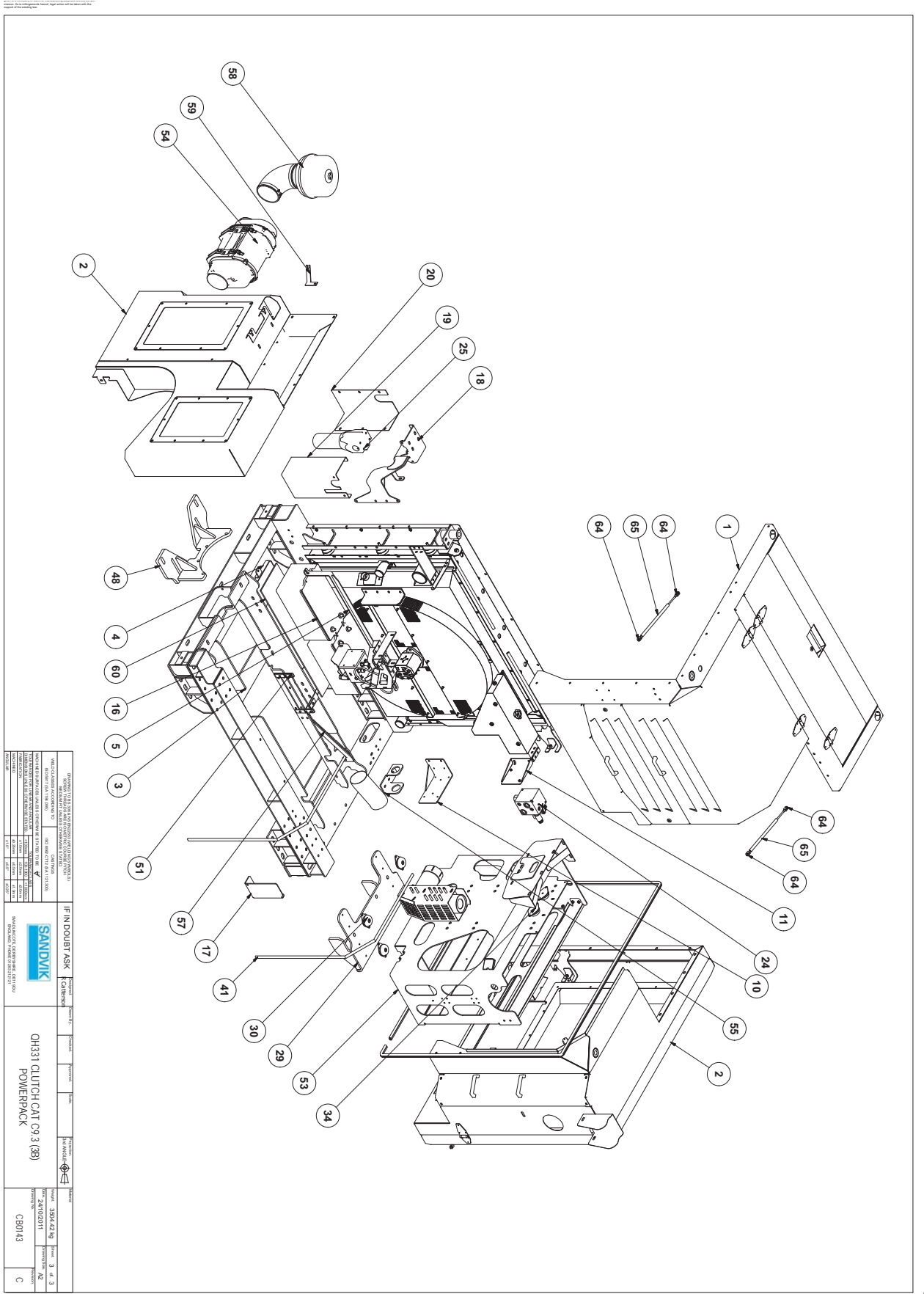
IF IN DOUBT ASK **SAWIDVIK**

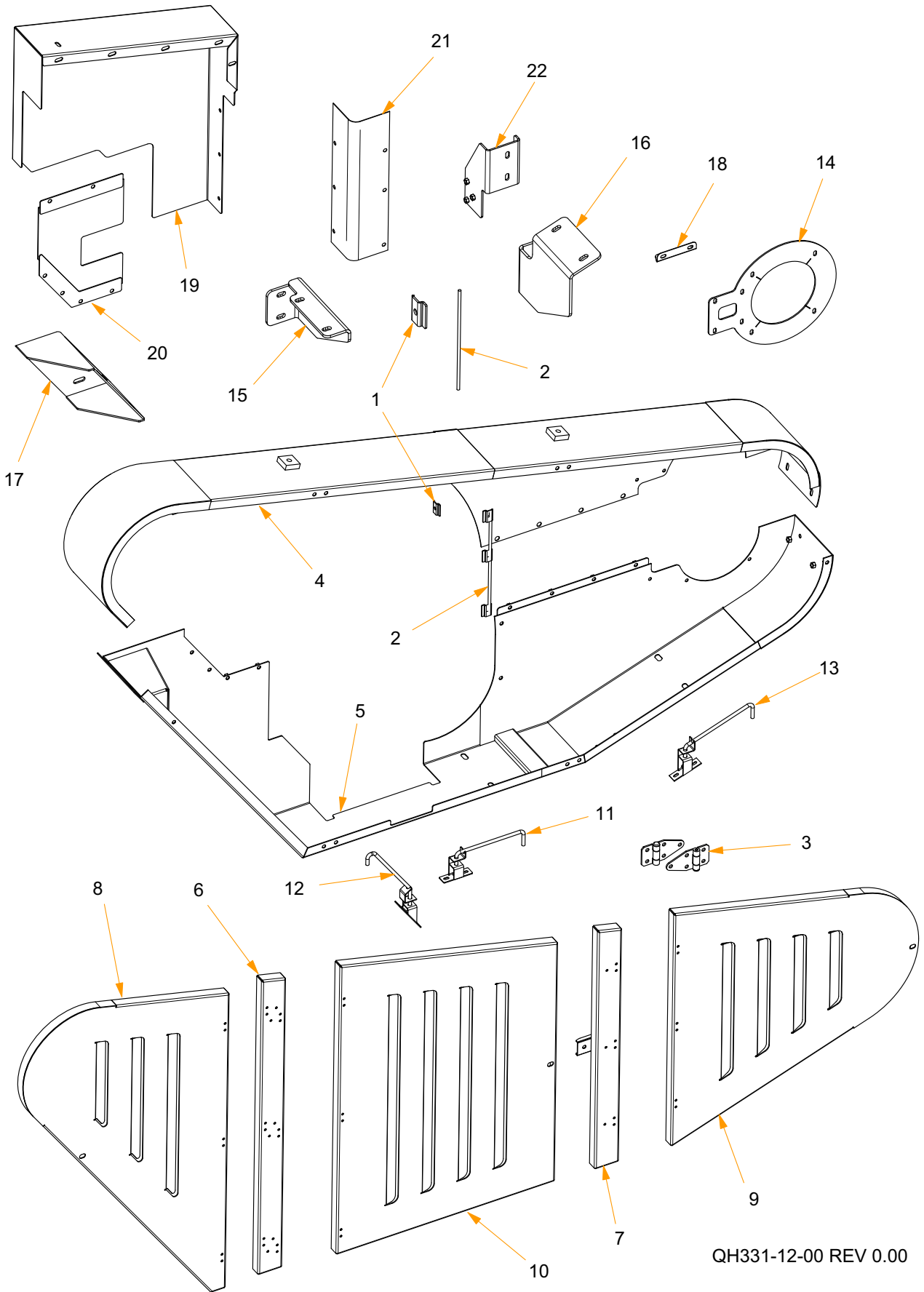
REVISION HISTORY

DATE: 24/10/2011
 DRAWN: MA
 CHECKED: MA
 APPROVED: MA
 PART No.: CB01143



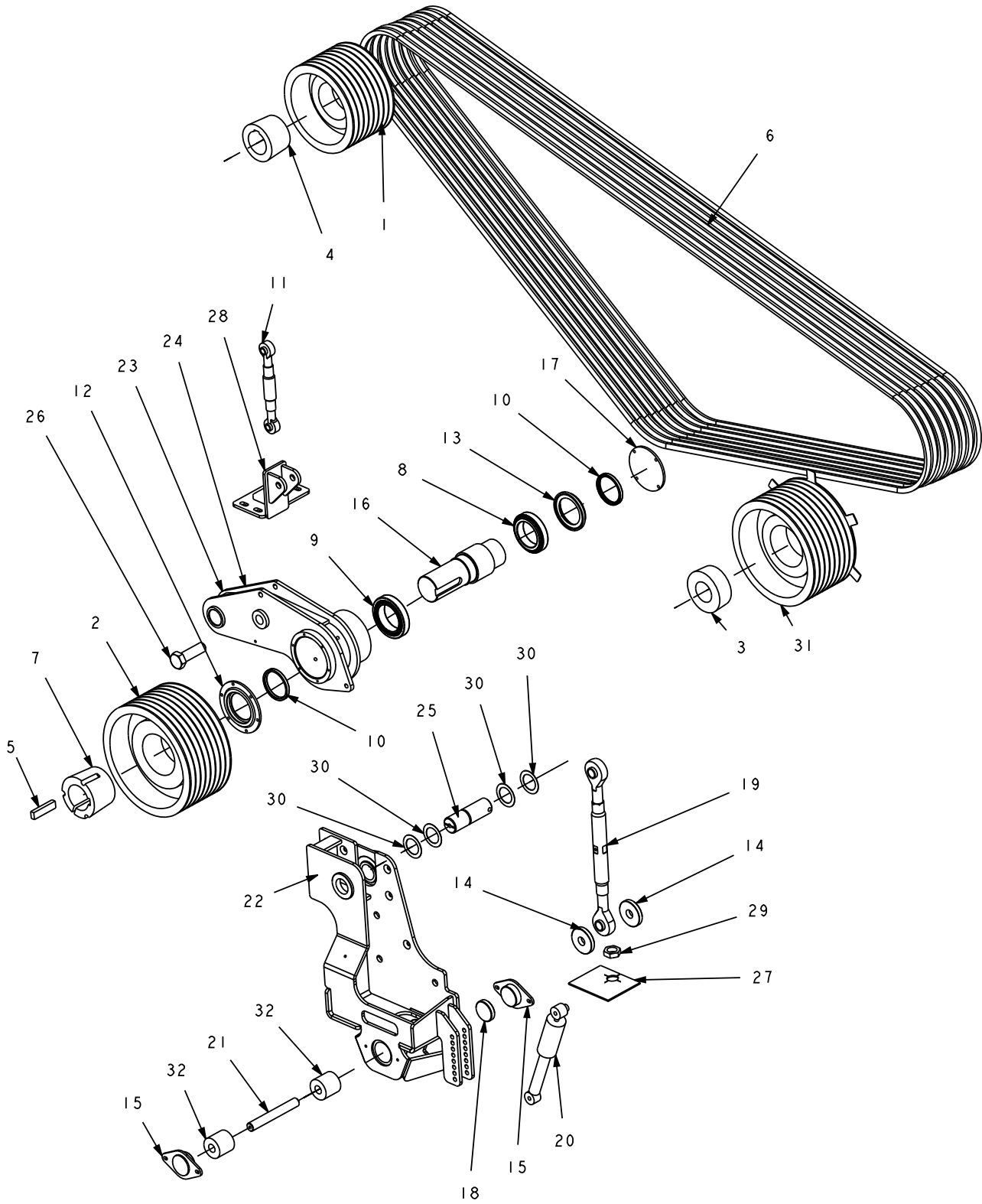
<p>IF IN DOUBT ASK SANDVIK</p> <p>FOR MORE INFORMATION, CONTACT YOUR LOCAL DISTRIBUTOR OR VISIT OUR WEBSITE: www.sandvik.com</p>		<p>OH331 CLUTCH CAT C9.3 (3B) POWERPACK</p>	<p>Part No. NA 28/10/2011 C80143</p>
<p>IF IN DOUBT ASK SANDVIK</p> <p>FOR MORE INFORMATION, CONTACT YOUR LOCAL DISTRIBUTOR OR VISIT OUR WEBSITE: www.sandvik.com</p>		<p>OH331 CLUTCH CAT C9.3 (3B) POWERPACK</p>	<p>Part No. NA 28/10/2011 C80143</p>





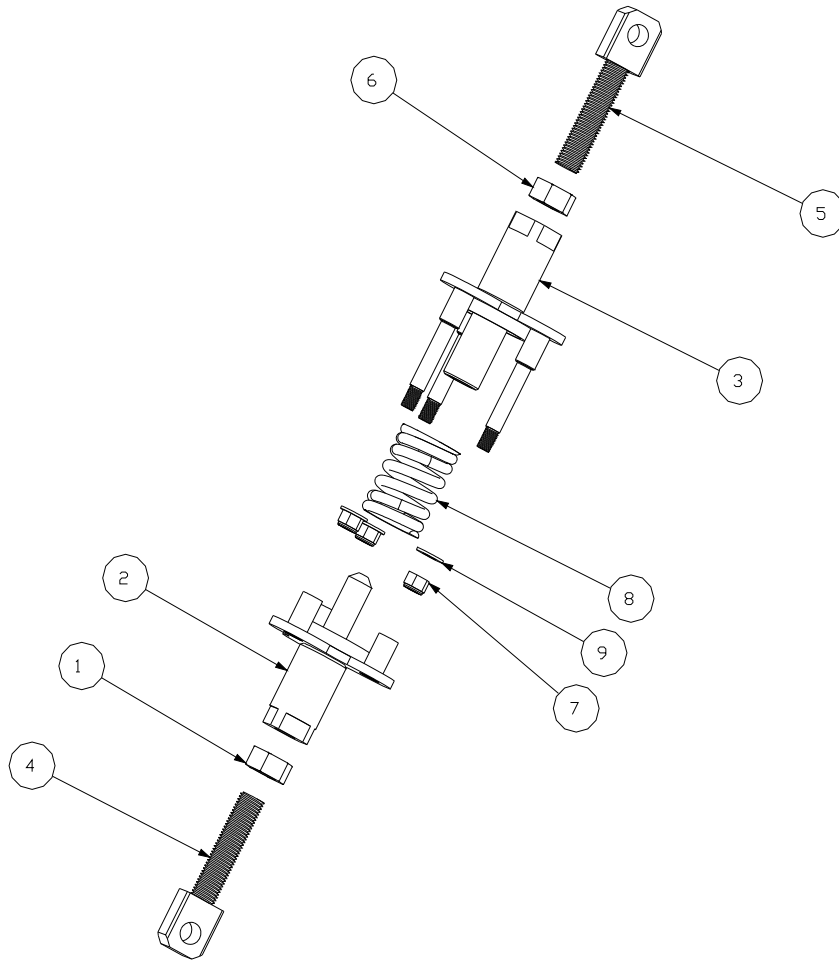
QH331-12-00 REV 0.00

Item	Part No	Rev	Description	Qty	Remarks
1	650-6100-00	0	Clamping Plate (Plate 355mcd)	6	
2	1420-55-79	0	Clamping Bar Dia 10x450	2	
3	FD2105	0	Hinge 3 + 2 Hole	9	
4	QH331-12-01	0	Qh331 Pulley Guard Rear Upper	1	
5	QH331-12-02	0	Qh331 Pulley Guard Rear Lower	1	
6	QH331-12-05	0	Qh331 Pulley Guard Post	1	
7	QH331-12-06	0	Qh331 Pulley Guard Post	1	
8	QH331-12-07	0	Qh331 Pulley Guard Door	1	
9	QH331-12-08	0	Qh331 Pulley Guard Door	1	
10	QH331-12-09	0	Qh331 Pulley Guard Door	1	
11	QH331-12-11	0	Qh331 Pulley Guard Door Latch	1	
12	QH331-12-12	0	Qh331 Pulley Guard Door Latch	1	
13	QH331-12-13	0	Qh331 Pulley Guard Door Latch	1	
14	QH331-12-14	0.01	Qh331 Pulley Guard Rear Seal	1	
15	QH331-12-15	0	Flywheel Guard Bracket	1	
16	QH331-12-16	0	Flywheel Guard Bracket	1	
17	QH331-12-17	0	Flywheel Guard Bracket	1	
18	QH331-12-18	0	Sensor Cover	1	
19	QH331-12-19	0	Qh331 Pulley Guard Rear Cover	1	
20	QH331-12-20	0	Qh331 Pulley Guard Cover Plate	1	
21	QH331-12-21	0	Qh331 Pulley Guard Seal Rubber	1	
22	QH331-12-22	0	Qh331 Pulley Support Bracket	1	




QH331-04-66-00 REV 0.00


Item	Part No	Rev	Description	Qty	Remarks
1	13/02/8335	0	Pulley Spc 8 335mm	1	
2	13-02-8425	0	Pulley Spc 8 425mm	1	
3	13-04-4580	0	Taper Lock 4545 X 80mm	1	
4	13-04-9490	0	4040x90mm Taper Lock	1	
5	857_0336-00	A	Keysteel 28x16x110	1	
6	BT10250	A	Optibelt Redpower li Spcx6300	8	
7	BT10251	A	Taper Lock Bush 4545/100	1	
8	BT3015	A	Torque Arm Shaft Bearing	1	
9	BT3016	A	Torque Arm Shaft Bearing	1	
10	BT9941	A	Cr 100 X 120 X 12 Hmsa10 Rg Oil Seal	2	
11	FD4108	A	Mini Top Link (Cat 1)	1	
12	J0330000	C	Brg. Outer End Cover	1	
13	J0820000	C	Torque Arm Inner Bearing Spacer Ring	1	
14	J11460000	B	Tension Arm Spacer Plate	2	
15	J11470000	A	Pin Retaining Assy	2	
16	J11480000	B	Tension Arm Shaft	1	
17	J11490000	A	Tension Arm Cover Plt	1	
18	J11660000	A	Tension Arm Spacer	1	
19	J11900000	A	Qh/qs Toplink Bore Machining Drawing	1	
20	M16_WASHER	0	Washer	2	
21	PN1248	B	Turnbuckle Pivot Pin	1	
22	QH331-04-40	0.03	Tension Arm Mtg Bracket	1	
23	QH331-04-41	0.02	Tension Arm	1	
24		0.02	Tension Arm Assembly Complete	1	QH331-04-41-00
25	QH331-04-42-001	0	Tension Arm Pivot Pin	1	
26	QH331-04-43-001	0	Turnbuckle Top Pin - M36x115 Special	1	
27	QH331-04-44	0	Qs331 Belt Tensioner Dust Seal	1	
28	QH331-04-45	0	Qs331 Top Link Support Bracket	1	
29	QH331-04-58-001	0	M36x3 Half Nut (Rh Thread)	1	
30	QH331-04-72-00	A	Shim Plate	4	
31	QS331-05-28	0	Qs331 Cone Pulley C/w Encoder Plate	1	
32	RU1467	A	Bush Shore 110 Dia 80	2	




QH331-06-05-00 QH3310 ACTIVE TURNBUCKLE ASSY				
PB Partcode: QH331-06-05-00-PB REV NO. 0				
NO.	PART NO.	REV. NO.	DESCRIPTION	QTY
1	1442-05-52-001	0	M30 LEFT HAND THREADED NUT	1
2	B11690000	0	CB0071 TENSIONER MALE SECTION	1
3	B11700000	0	CB0071 TENSIONER FEMALE SECTION	1
4	B11720000	0	CB0071 TENSIONER ADJUSTER (LH THREAD)	1
5	B11730000	0	CB0071 TENSIONER ADJUSTER (RH THREAD)	1
6	NUT-HEX	0.01	NUT_HEX.PRT	1
7	NUT-NYLOC	0	NYLOC	3
8	SC5015	0	TORQUE ARM TENSIONER SPRING	1
9	WASHER-FLAT	0	WASHER	3


Engine Filter Kits - CAT C9 3A


Description	CAT C9 3A Engine Filter Kit - 250 Hrs		
REVISION	0		
Modified	21/11/2011		
		Tullyvannon,	
Part no.	10-21-9003	Ballygawley,	
		Co. Tyrone	
		N. Ireland	
		Tel: 028 85567799	
Page		Fax: 028 85567007	
Ref No.	Description	Part No.	Qty
1	Engine oil filter	EN1000	1
2	CAT Primary Fuel Filter	EN1001	1
3	CAT Secondary Fuel Filter	EN1002	1
4	Air filter element	EN9617	1
5	Air filter safety element	EN9556	1


Description	QH331 Plant & Engine Filter Kit (CAT C9 3A) - 500 Hrs		
REVISION	0.02		
Modified	18/06/2012		
		Tullyvannon,	
Part no.	10-21-9004	Ballygawley,	
		Co. Tyrone	
		N. Ireland	
		Tel: 028 85567799	
Page		Fax: 028 85567007	
Ref No.	Description	Part No.	Qty
	CAT Engine		
1	Engine oil filter	EN1000	1
2	CAT Primary Fuel Filter	EN1001	1
3	CAT Secondary Fuel Filter	EN1006	1
4	Air filter element	EN9617	1
5	Air filter safety element	EN9618	1
	PT Tech Clutch		
6	Clutch lub filter element	HF9920	1
7	Clutch Breather	HF9523	1
	Hydraulic system		
8	High pressure filter element	10-21-0321	1
9	Return filter element	10-21-0031	2
10	tank air breather	10-22-4006	4
	Cone Lub system		
11	Lube filter element	HF9910	1
	Over Pressure System		
12	Filter element	10-22-4021	1

Description	CAT C9 TIER 3A Engine Filter Kit - 2000HRS		
REVISION	0		
Modified	18/06/2012		
Part no.	10-21-9009	Tullyvannon, Ballygawley, Co. Tyrone N. Ireland Tel: 028 85567799 Fax: 028 85567007	
Page			
Ref No.	Description	Part No.	Qty
	CAT Engine		
1	Engine oil filter	EN1000	1
2	CAT Primary Fuel Filter	EN1001	1
3	CAT Secondary Fuel Filter	EN1006	1
4	Air filter element	EN9617	1
5	Air filter safety element	EN9618	1
	PT Tech Clutch		
6	Clutch lub filter element	HF9920	1
7	Clutch Breather	HF9523	1
	Hydraulic system		
8	High pressure filter element	10-21-0321	1
9	Return filter element	10-21-0031	2
10	Tank air breather	10-22-4006	4
11	2 1/2" Suction filter 90 micron	10-21-0007	2
12	1" Suction filter 90 micron	10-21-0003	2
	Cone Lub system		
13	Lube filter element	HF9910	1
14	2" Suction Filter 250 micron	HF9903	1
	Over Pressure System		
15	Filter element	10-22-4021	1

Engine Filter Kits - CAT C9.3 3B

Description	CAT C9.3 3B Engine Filter Kit - 250 Hrs		
REVISION	0		
Modified	21/11/2011		
Part no.	10-21-9006	Tullyvannon, Ballygawley, Co. Tyrone N. Ireland Tel: 028 85567799 Fax: 028 85567007	
Page			
Ref No.	Description	Part No.	Qty
1	Engine oil filter	EN1000	1
2	CAT Primary Fuel Filter	EN1001	1
3	CAT Secondary Fuel Filter	EN1202	1
4	CAT Secondary Fuel Filter	EN1203	
5			
6	Air filter element	EN9617	1
7	Air filter safety element	EN9556	1

Description	QH331 Plant & Engine Filter Kit (CAT C9.3 3B) - 500 Hrs		
REVISION	0		
Modified	21/11/2011		
Part no.	10-21-9005	Tullyvannon, Ballygawley, Co. Tyrone N. Ireland Tel: 028 85567799 Fax: 028 85567007	
Page			
Ref No.	Description	Part No.	Qty
	CAT Engine		
1	Engine oil filter	EN1000	1
2	CAT Primary Fuel Filter	EN1001	1
3	CAT Secondary Fuel Filter	EN1202	1
4	CAT Secondary Fuel Filter	EN1203	
5	Air filter element	EN9617	1
6	Air filter safety element	EN9618	1
	PT Tech Clutch		
7	Clutch lub filter element	HF9920	1
8	Clutch Breather	HF9523	1
	Hydraulic system		
9	High pressure filter element	10-21-0321	1
10	Return filter element	10-21-0031	2
11	tank air breather	10-22-4006	4
	Cone Lub system		
12	Lube filter element	HF9910	1
	Over Pressure System		
13	Filter element	10-22-4021	1

Description	CAT C9.3 TIER 3B Engine Filter Kits - 2000HRS		
REVISION	0		
Modified	18/06/2012		
Part no.	10-21-9010	Tullyvannon, Ballygawley, Co. Tyrone N. Ireland Tel: 028 85567799 Fax: 028 85567007	
Page			
Ref No.	Description	Part No.	Qty
	CAT Engine		
1	Engine oil filter	EN1000	1
2	CAT Primary Fuel Filter	EN1001	1
3	CAT Secondary Fuel Filter	EN1202	1
4	CAT Secondary Fuel Filter	EN1203	
5	Air filter element	EN9617	1
6	Air filter safety element	EN9618	1
	PT Tech Clutch		
7	Clutch lub filter element	HF9920	1
8	Clutch Breather	HF9523	1
	Hydraulic system		
9	High pressure filter element	10-21-0321	1
10	Return filter element	10-21-0031	2
11	Tank air breather	10-22-4006	4
12	2 1/2" Suction filter 90 micron	10-21-0007	2
13	1" Suction filter 90 micron	10-21-0003	2
	Cone Lub system		
14	Lube filter element	HF9910	1
15	2" Suction Filter 250 micron	HF9903	1
	Over pressure system		
16	Filter element	10-22-4021	1