

Magic sentences

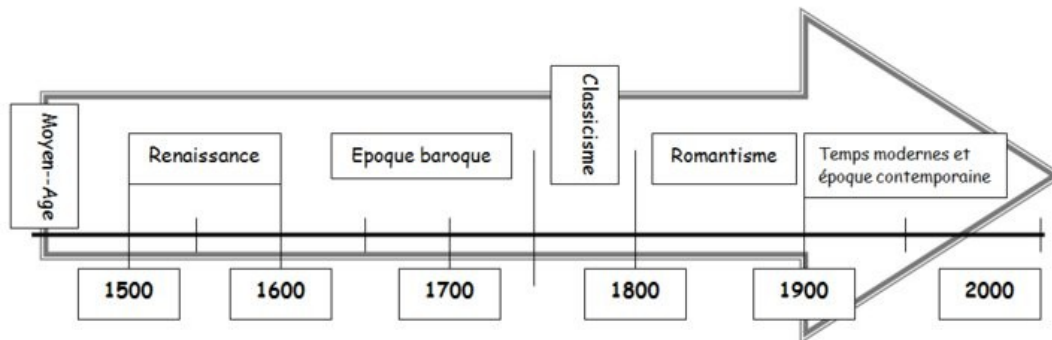
Je ne comprends pas.	I don't understand.
Je ne sais pas.	I don't know.
Pouvez-vous répétez s'il vous plaît.	Can you repeat please.
Plus lentement s'il vous plaît.	More slowly please.
Excusez-moi.	Excuse me.
Comment on dit ... ?	What's the word for ... ?
Comment vous prononcez ... ?	How do you pronounce ... ?
J'ai une question s'il vous plaît.	I have a question please.
Comment vous dites ... ?	How do you say ... ?
Merci !	Thank you !






The musical time

How to speak about music ?



→ Put on this timeline the musics we listened to and sang in this sequence.



Edvard Grieg


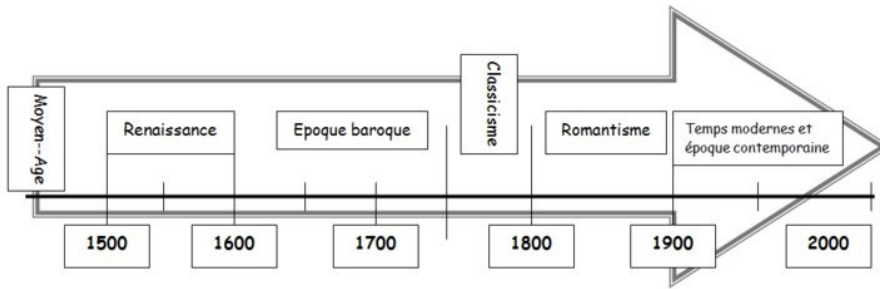


Igor Stravinsky



The Beatles

The musical Time



Edvard Grieg

Where is this music on this timeline ? (Put a red cross)

First listening : Edvard Grieg, « In the Hall of the Mountain King » (Year : _____) <https://youtu.be/BLZl-hhbXDI>





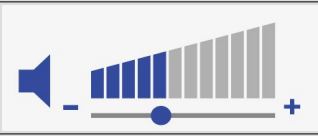





Edvard Grieg

NATIONALITY : _____

YEAR OF BIRTH : _____ YEAR OF DEATH † : _____

YEAR OF « In the Hall of the Mountain King » : _____

	Part 1	Part 2	Part 3
SPEED (or Tempo) 	(english) _____ (french) _____ 	_____ _____ 	_____ _____ 
DYNAMICS 	(english) _____ (french) _____ 	_____ _____ 	_____ _____ 

WORDCLOUD

Speed

loud

Crescendo

Fast

Slow

Medium speed

soft

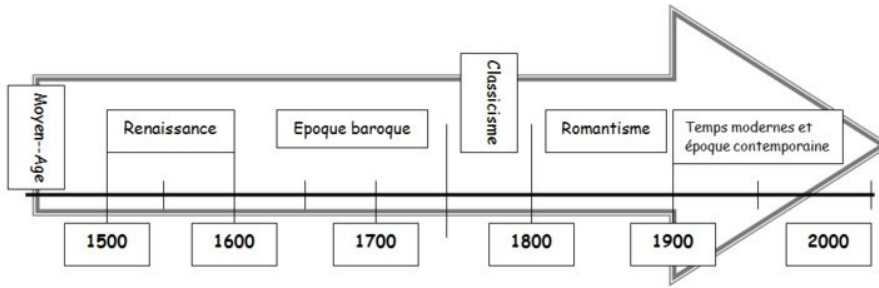
Medium loud

Second listening : Igor Stravinsky, "The Rite of Spring" (Le Sacre du printemps).

Year : _____



Igor Stravinsky



→ Where is this music on this timeline ? (Put a red cross)

NATIONALITY : _____

YEAR OF BIRTH : _____ YEAR OF DEATH : _____

YEAR OF « The Rite of Spring » : _____



Extract n°1 : beginning <https://youtu.be/5UJOaGIhG7A>



Lento $\text{♩} = 50$ *tempo rubato*
colla parte

Clarineti (A) colla parte

Clarinetto basso (B) colla parte

Fagotti solo ad lib. I

Corni (F) colla parte II



→ Is it possible to clap your hands  or play the djembe  on this music ?

It's a **NON-BEATED** MUSIC

🎧 Extract n°2 : Augurs of Spring



<https://www.youtube.com/watch?v=XwMjDJPkGig&feature=youtu.be&t=9s>

13 Tempo giusto $\text{♩} = 50$
 I. II. III. IV. (I. II senza sord.)
 Cor. V. VI. VII. VIII. *sf sempre*

V-ni II *arco (non div.) sempre simile*
f sempre stacc.

V-la *tutti arco (non div.) sempre simile*
f sempre stacc.

V-c. *tutti arco (non div.) sempre simile*
f sempre stacc.

C-b. *tutti arco (non div.) sempre simile*
f sempre stacc.

→ Is it possible to clap your hands or play the djembe on this music ?

It's a **BEATED** MUSIC



Definitions




Beat : _____

Speed : _____

Dynamic : _____



The speed



The beat

TRAINING



Travail de la compétence « utiliser un vocabulaire simple pour décrire la musique que j'entends (tempo, intensité, pulsé / non pulsé) »

I. Speed and dynamics

→ **GROUP TASK** : in the following table, find out the speed AND dynamic of the musics you hear.



	Flash Code (Open with Snapchat or a flash code app)	SPEED	DYNAMIC
1 - Pavane pour une infante défunte de Ravel https://youtu.be/X6A96yQO82I			
2 - « Danse hongroise n°5 » de Brahms https://youtu.be/aS7EfDRV1EY			
3 - Adagio d'Albinoni https://youtu.be/_eLU5W1vc8Y			
4 - Les 4 saisons de Vivaldi (L'été) https://youtu.be/nJTfG1MmMwQ			
5 - Aretha Franklin - Think https://youtu.be/Vet6AHmq3_s			
6 - Pirates of the Caribbean https://youtu.be/zcQmM0HjMH8			
7 - Jul - On M'appelle L'ovni https://youtu.be/qWpBduQKTMU			



II. Pulsated or Non-pulsated music ?

→ **GROUP TASK** : in the following table, put a cross (X) to indicate whether the music is **beated OR non-beated**.

Extracts	QR Code (à scanner avec Snapchat ou un lecteur de QR code)	Pulsated music	Non pulsated music
1 - Passion selon saint Jean de Bach https://youtu.be/AuP5ER8CXt0			
2 - Kabuki (musique traditionnelle japonaise) https://youtu.be/du2TRSjgr-U			
3 - Respect d'Aretha Franklin https://youtu.be/OD3WOKLTRYQ			
4 - Chant grégorien https://youtu.be/kK5AohCMX0U			
5 - Within you without you des Beatles https://youtu.be/HsffxGyY4ck			
6 - Starman de Davie Bowie https://youtu.be/tRcPA7Fzebw			
7 - Sigur Rós - Untitled 1 https://youtu.be/IVLP-URFgQo			



Learningapps (Training at home)

Les paramètres sonores : Le tempo	https://learningapps.org/4069557	
Exercice sur le tempo	https://learningapps.org/2628188	
PULSATION / TEMPO	https://learningapps.org/2810464	
Entends-tu un instrument qui joue la PULSATION ?	https://learningapps.org/3766682	
Musique pulsée ou non pulsée?	https://learningapps.org/2571849	
Reconnaître différents tempi	https://learningapps.org/2578515	

* * * CREATION TASK (GROUP WORK) * * *

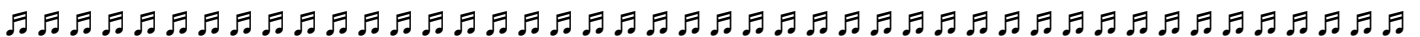
♫ **WHO ?** Group of 3 or 4 people



♫ **WHAT ?** On the beginning of « Hello Goodbye by the Beatles », you will change the SPEED AND DYNAMIC.

♫ **HOW ?** You will sing your creation in front of the class. **Your classmates will have to recognize** the SPEEDS and DYNAMICS you created.

Compétences	Niveau d'acquisition			Barème
	Acquis	En voie d'acquisition	Non acquis	
Je connais les paroles par cœur				1 point
Articulation (on comprend les paroles de ce que je chante)				2 points
Mes camarades sont capables de reconnaître les variations de tempo et d'intensités que nous avons imaginés				6 points
Sérieux, tenue				1 points
TOTAL				/ 10



TRAVAIL FACULTATIF DE CREATION EN CLASSE (ou à la maison)

Avec l'application **Remixlive** (Remixlive - drum & play loops), tu vas créer une musique en 3 parties :

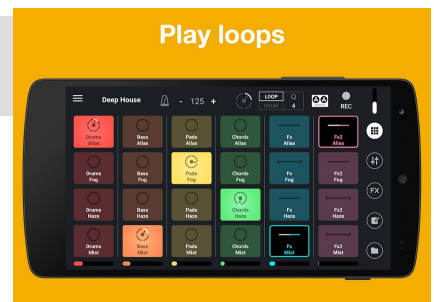
- une partie « A » qui dure 16 pulsations,
- une partie « B » qui dure 16 pulsations aussi,
- la répétition de la partie « A » (16 pulsations)



CONTRAINTE :

on doit entendre la pulsation dans la partie « A », mais PAS dans la partie « B » !

Tu peux chercher un **tutoriel** sur YouTube (en cherchant, par exemple, « Tuto Remixlive français »)



THE BEATLES, Hello goodbye (1967)

MONODIC VERSION

VERSE 1

You say yes, I say no

You say stop and I say go, go, go

CHORUS

Oh, no

You say goodbye and I say hello, hello, hello

I don't know why you say goodbye

I say hello, hello, hello

I don't know why you say goodbye

I say hello

VERSE 2

You say high, I say low

You say why, and I say I don't know

CHORUS

Oh, no

You say goodbye and I say hello hello, hello

I don't know why you say goodbye

I say hello hello, hello

I don't know why you say goodbye

I say hello

VERSE 3 (= verse 1)

You say yes, I say no

You say stop and I say go, go, go

CHORUS

Oh, oh no

You say goodbye and I say hello, hello, hello

I don't know why you say goodbye

I say hello, hello, hello

I don't know why you say goodbye

I say Hello.



THE BEATLES, Hello goodbye (1967)

POLYPHONIC VERSION

ALTOS	SOPRANOS
VERSE 1	
_____	You say yes
I say no _____	_____
_____	You say stop
and I say go, go, go _____	_____
CHORUS	
Oh, no	Oh, no
	You say goodbye
and I say hello	
hello, hello, I don't know why you say goodbye	Hello goodbye, hello goodbye
I say hello (x2)	Hello goodbye (x2)
VERSE 2	
_____	You say high
I say low _____	_____
_____	You say why
and I say I don't know _____	_____
CHORUS	
Oh, no	Oh, no
	You say goodbye
and I say hello	
hello, hello, I don't know why you say goodbye	Hello goodbye, hello goodbye
I say hello (x2)	Hello goodbye (x2)
VERSE 3 (= verse 1)	
_____	You say yes
I say no _____	_____
_____	You say stop
and I say go, go, go _____	_____

