



Make your very own perfect addition to My Miniature Library

- * Will it be a new design for your favourite classic book?
- * The best book you read last year?
- * Your best friend's favourite reading recommendation?
- * Or the book you always recommend to someone else?
- * A book by your favourite author – but with a brand-new cover designed by you?
- * A book by your favourite illustrator – with a cover designed by you in their style?
- * A mash-up of two books, or an author and an illustrator you love, to create something brand new?

Use the space below to brainstorm your own ideas...

My Story	

Our activity will help you...

Design a book cover*
Use the template to create the story
Then it's time to cut out and create


Add your favourite book to your very own miniature library ... and repeat, until you have the perfect shelfie! Please be careful with scissors and make sure you get a grown up to help you with any cutting out.

* We want to see your best cover creations... share your designs for mini books with us on Twitter

@LKPChildrens
#MYminiaturelibrary

Prizes to be won!

We can't wait to see which books make up the perfect shelfie, or mini tbr (to be read!) pile.





My Miniature Fairytale: Now it's your turn to write and illustrate your very own fairytale.

	<p>Mg Miniature Fairytale by</p>		<p>Once upon a time</p> <hr/> <hr/> <hr/> <hr/>		<hr/> <hr/> <hr/> <hr/> <hr/>		<hr/> <hr/> <hr/> <hr/> <hr/>		<p>Glue to underside of next page</p>
--	--	--	---	--	-------------------------------	--	-------------------------------	--	---

<hr/> <hr/> <hr/> <hr/> <hr/>		<hr/> <hr/> <hr/> <hr/> <hr/>		<hr/> <hr/> <hr/> <hr/> <hr/>		<hr/> <hr/> <hr/> <hr/> <hr/>		
-------------------------------	--	-------------------------------	--	-------------------------------	--	-------------------------------	--	--

My Miniature Adventure: Write an adventure story, setting it in an interesting location.

	<p>MY MINIATURE ADVENTURE by</p>		<p>A little boy set off on a journey to</p> <hr/> <hr/> <hr/> <hr/>		<hr/> <hr/> <hr/> <hr/> <hr/>		<hr/> <hr/> <hr/> <hr/> <hr/>		<p>Glue to underside of next page</p>
--	---	--	---	--	-------------------------------	--	-------------------------------	--	---

<hr/> <hr/> <hr/> <hr/> <hr/>		<hr/> <hr/> <hr/> <hr/> <hr/>		<hr/> <hr/> <hr/> <hr/> <hr/>		<hr/> <hr/> <hr/> <hr/> <hr/>	<hr/> <hr/> <hr/> <hr/> <hr/>	
-------------------------------	--	-------------------------------	--	-------------------------------	--	-------------------------------	-------------------------------	--



My Miniature Mystery: Write a mystery story. Give your character a puzzle to solve or a secret to uncover, finding clues along the way.

MY MINIATURE MYSTERY BY _____		One day a little girl discovered						Glue to underside of next page
--	--	-------------------------------------	--	--	--	--	--	--------------------------------------

								Glue to underside of next page
--	--	--	--	--	--	--	--	--------------------------------------

My Week: Create a journal, writing or drawing what you do each week! If you want to make more journals, simply cut and fold more strips of scrap paper.

MY WEEK by _____ date _____		Monday _____ _____ _____		Tuesday _____ _____ _____		Wednesday _____ _____ _____		Glue to underside of next page
--	--	--	--	---	--	---	--	--------------------------------------

Thursday _____ _____ _____		Friday _____ _____ _____		Saturday _____ _____ _____		Sunday _____ _____ _____	Next week... _____ _____ _____	Glue to underside of next page
--	--	--	--	--	--	--	--	--------------------------------------



The Story of My Life: Write a book that's all about you, draw a selfie and pictures of what your house and school look like.

	<p>The Story of My Life by _____</p>		<p>My name is</p>	<p>My age is</p>	<p>My birthday is on</p>	<p>My star sign is</p>	<p>I live in</p>	<p>I live with</p>	<p>Glue to underside of next page</p>
--	--	--	-------------------	------------------	--------------------------	------------------------	------------------	--------------------	---------------------------------------

	<p>I go to school at</p>	<p>My favourite thing to do is</p>		<p>If I had a superpower it would be</p>		<p>When I grow up I'd like to</p>	<p>A secret about me</p>	
--	--------------------------	------------------------------------	--	--	--	-----------------------------------	--------------------------	--


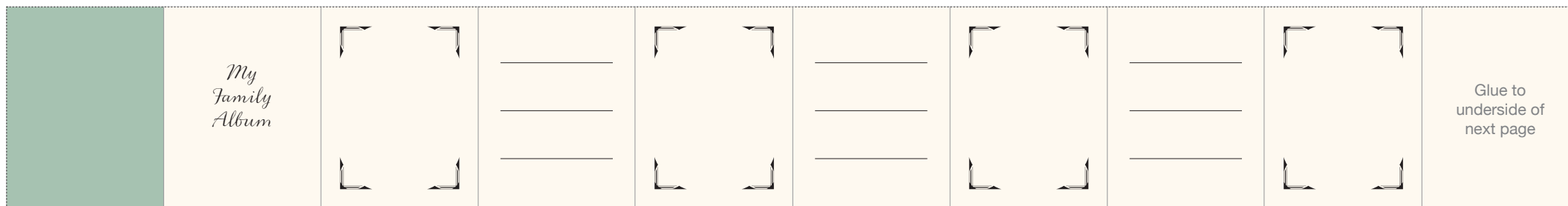
My Pattern Doodle Book: Fill these pages with your own pattern designs and doodles, and colour in those provided.

	<p>MY PATTERN DOODLE BOOK</p>								<p>Glue to underside of next page</p>
--	--------------------------------------	--	--	--	--	--	--	--	---------------------------------------

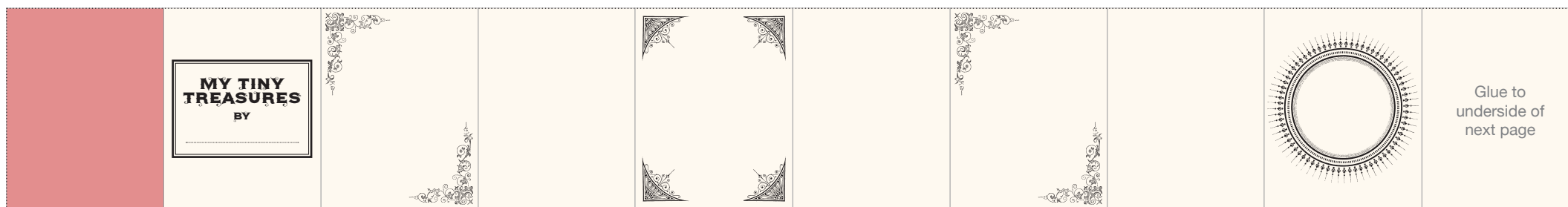
--	--	--	--	--	--	--	--	--



My Family Album: Create a little picture album of your family and pets, drawing tiny sketches of each and adding their names.



My Tiny Treasures: Add pretty stickers, sequins and tiny pressed flowers. Cut mini pictures from magazines to make a collage, or do a coin rubbing.





Use these books for whatever you like – you could write a story, draw pictures or make a scrapbook.

			<hr/> <hr/> <hr/> <hr/> <hr/>		<hr/> <hr/> <hr/> <hr/> <hr/>		<hr/> <hr/> <hr/> <hr/> <hr/>		Glue to underside of next page
--	--	--	-------------------------------	--	-------------------------------	--	-------------------------------	--	--------------------------------

<hr/> <hr/> <hr/> <hr/> <hr/>		<hr/> <hr/> <hr/> <hr/> <hr/>		<hr/> <hr/> <hr/> <hr/> <hr/>		<hr/> <hr/> <hr/> <hr/> <hr/>		
-------------------------------	--	-------------------------------	--	-------------------------------	--	-------------------------------	--	--

How about writing a special story or diary for your dolls?

			<hr/> <hr/> <hr/> <hr/> <hr/>		<hr/> <hr/> <hr/> <hr/> <hr/>		<hr/> <hr/> <hr/> <hr/> <hr/>		Glue to underside of next page
--	--	--	-------------------------------	--	-------------------------------	--	-------------------------------	--	--------------------------------

<hr/> <hr/> <hr/> <hr/> <hr/>		<hr/> <hr/> <hr/> <hr/> <hr/>		<hr/> <hr/> <hr/> <hr/> <hr/>		<hr/> <hr/> <hr/> <hr/> <hr/>		
-------------------------------	--	-------------------------------	--	-------------------------------	--	-------------------------------	--	--