





**MANITOBA RENAL PROGRAM  
POLICY AND PROCEDURE MANUAL  
TABLE OF CONTENTS**

**Introduction**

<b><u>Code</u></b>	<b><u>10.00</u></b>	<b><u>Administration</u></b>
	<b><u>10.10</u></b>	<b><u>Committee</u></b>
	10.10.01	Manitoba Renal Program: Policy and Procedure Committee Terms of Reference

<b><u>Code</u></b>	<b><u>30.00</u></b>	<b><u>MRP Policies and Procedures</u></b>
--------------------	---------------------	---



	<b><u>30.10</u></b>	<b><u>Dialyzers</u></b>
	30.10.03	Providing Hemodialysis without Heparinization
	<b><u>30.20</u></b>	<b><u>Dialysate Delivery Systems</u></b>
	30.20.01	Use of Fresenius 2008K Delivery System
	30.20.03	Responding to Fresenius 2008K Blood Leak Alarms
	30.20.04	Fresenius 5008 ISO Ultrafiltration (Sequential Therapy)
	30.20.05	Fresenius 2008K Air Detector Alarm Troubleshooting Guide
	30.20.07	Use of Fresenius 5008 Delivery System
	30.20.08	Fresenius 5008 Air Detected Below the Venous Bubble Catcher
	30.20.09	Fresenius 5008 Blood Leak Alarms; responding to
	30.20.10	Changing the Extracorporeal circuit during hemodialysis treatment for the Fresenius 5008 delivery system

	30.20.18	Fresenius 5008 Recirculation of Extracorporeal Circuit with Normal Saline and with Blood
	30.20.19	Single Needle (Click-Clack) Hemodialysis for Fresenius 5008 Dialysis Delivery system

<b><u>Code</u></b>	<b><u>30.30</u></b>	<b><u>Vascular Access</u></b>
--------------------	---------------------	-------------------------------

	30.30.01	Venipuncture of Arteriovenous Fistula/Graft
	30.30.02	Accessing and Locking Dialysis Central Venous Catheter (Anticoagulant/Thrombolytic/Antibiotic Locking)
	30.30.03	Establishing and Maintaining Buttonhole Venipuncture Sites

## TABLE OF CONTENTS

30.30.04	Use of Tego Connectors with Hemodialysis Central Venous Catheters (CVC)
30.30.06	Hemodialysis Central Line Dressing Change
30.30.07	Fresenius 2008K Recirculation of Extracorporeal Blood Circuit
30.30.08	AVF/AVG Vascular Access Assessment
30.30.09	Obtaining Blood Specimens to Measure Adequacy of Dialysis
30.30.11	Removal of Non-Tunnelled Hemodialysis Central Venous Catheters
30.30.12	Alteplase for Clearing Hemodialysis Catheter Thrombosis using the Push (30 minute) Method
30.30.13	Alteplase IV Infusion for Clearing Hemodialysis Catheter Thrombosis
 30.30.14	Local Centres: Antibiotic Lock Preparation Procedures for Hemodialysis Central Venous Catheters
 30.30.15	Collection of Blood Culture Specimen From a Hemodialysis Access

### Code

### 30.40


### Accessory Equipment

30.40.01	Use of Neo-Stat/Neo-Stat Plus Dialysate Conductivity Meter
30.40.04 A	Use of BARD Dialysis Catheter Repair Kit
30.40.04 B	Use of Covidien™ Acute and Chronic Catheter Repair Kit: Palindrome™ Chronic Care and All Mahurkar™ Acute and Chronic Care Catheters
30.40.05	Use of the HEMODialert™ device with hemodialysis
30.40.25	Use of DWA Continuous Concentrate Mixing System

### Code

### 30.50

### Water Treatment

30.50.01	Use and Disinfection of Portable Reverse Osmosis System (Gambro WRO)
30.50.04	Use of Lauer Aquaboss Eco RO Dia Reverse Osmosis System
 30.50.06	Use of Reverse Osmosis System via the Multi-Media Interface Nurse Remote Panel (Boundary Trails, Island Lake, Lake of the Woods District, Selkirk, and Swan Valley Health Centre)

### Code

### 30.70

### Standards of Care

30.70.01	Obtaining Blood Sample for International Normalized Ratio from Central Venous Catheters
30.70.02	Intradialytic Blood Product Administration
30.70.03	Ordering & Returning Of Dialysis Supplies: Local Centres DRAFT
30.70.08	Discharge Criteria for Hemodialysis Patients from the Dialysis Unit following Treatment
30.70.12	Administration of Intradialytic Parenteral Nutrition to the Hemodialysis Patient

### Code

### 30.80


### Peritoneal Dialysis

## TABLE OF CONTENTS

30.80.01	Attachment of Minicap Extended Life PD Transfer Set to Peritoneal Catheter
30.80.02	Changing Titanium Adaptor in a Peritoneal Catheter
30.80.03	Instillation of Medication into Peritoneal Dialysis Solution
30.80.03a	Appendix A: Intraperitoneal Medication List
30.80.03b	Appendix B: IP KCl
30.80.04	Application of Locking Cap to Peritoneal Catheter
30.80.05	Peritoneal Catheter Flush
30.80.05a	Appendix A: Decision Tree for Managing Contamination
30.80.06	Peritoneal Exit Site Care
30.80.06a	Appendix A: Physician Management of Exit Site Infection
30.80.06b	Appendix B: Catheter Dressing
30.80.08	Peritoneal Dialysis Bag Exchange Utilizing Twin Bag System
30.80.08a	Appendix A: Decision Tree for Managing Contamination
30.80.09	Home Choice Cycle Set-Up: Initiation of Cycling and End of Treatment (utilizing a luer lock cycle set)
30.80.11	Peritoneal Catheter Irrigation
30.80.12	Silver Nitrate Application
30.80.17	Ascites drainage utilizing a Peritoneal Catheter

**Code**      **60.00**      **MRP Standards and Protocols**

**Code**      **60.10**      **Standards**

60.10.01	Hemodialysis Treatment Record Standard
60.10.01a	Appendix: Hemodialysis Treatment Record (Form #W-00411)
60.10.02	Hemodialysis Flow Sheet Standard
60.10.02a	Appendix: Hemodialysis Flow Sheet (Form #W-00417)
60.10.03	Hemodialysis Nursing Kardex Standard
60.10.04	Hemodialysis Signature Sheet Standard
60.10.04a	Appendix: Hemodialysis Signature Sheet (Form #NS 00714)
60.10.05	Hemodialysis Renal Medication Flow Sheet Standard
60.10.05a	Appendix: Hemodialysis Renal Medication Flow Sheet (Form #85561)
60.10.06	Hemodialysis Vascular Access Record Standard
 60.10.07	Standard for Completion of Cardiorenal/Ascites Peritoneal Dialysis Catheter Drainage Assessment Report

## TABLE OF CONTENTS



60.10.07a	Appendix: Cardiorenal/Ascites Peritoneal Dialysis Catheter Drainage Assessment Report (Form #W-00471)
60.10.08	Standard for Completion of Continuous Ambulatory Peritoneal Dialysis Assessment Report
60.10.08a	Appendix: Continuous Ambulatory Peritoneal Dialysis Assessment Report (Form #W-00472)
60.10.10	Documentation Standard - Manitoba Renal Program & Long Term Care Communication Record Form #W-00273, #WR-16, and # CL0065-5

### Code

### 60.30

### Protocols

60.30.02	Vascular Access Protocol
60.30.03	Human Leukocyte Antigen Antibody Testing Routine and Post Transfusion Protocol
60.30.04	Adult Patient Screening and Vaccination Protocol for Hepatitis B and Hepatitis C
60.30.04a	Appendix A: Algorithm for Hepatitis B Vaccination and Monitoring in Susceptible Patients
60.30.04b	Appendix B: Schedule for Routine Blood Testing for Hepatitis B and Hepatitis C Virus Infections
60.30.04c	Appendix C: How to Switch a Patient from one product to the other
60.30.06	Initial and Monthly Lab Tests Protocol for Chronic Hemodialysis Patients
60.30.07	Management of Hemodialysis Patients with Infectious Diseases Protocol including HBsAg Positive Patients
60.30.08	Management of HBsAg Positive Hemodialysis Patients
60.30.09	Screening of Dialysis Patients for Hepatitis B, MRSA and VRE Protocol when Travelling
60.30.12	Continuous Ambulatory Peritoneal Dialysis Protocol
60.30.12a	Appendix A: Fluid Management Guidelines
60.30.13	Continuous Cycling Peritoneal Dialysis Protocol
60.30.13a	Appendix A: Fluid Management Guidelines
60.30.14	Peritonitis Protocol
60.30.15	Care of Patient on Home Peritoneal Dialysis Protocol
60.30.16	Care of Patient on Home Hemodialysis Protocol
60.30.17	Care of Patient on Home Care Attendant Assisted Continuous Cycling Peritoneal Dialysis Protocol
60.30.19	Protocol for Transfer of Patients between Dialysis Units and/or Sites within the Manitoba Renal Program
60.30.19a	Appendix A: Transfer Checklist for dialysis patients transferring between Winnipeg units or sites

## TABLE OF CONTENTS

60.30.19a	Appendix A: Form #W-00226 Manitoba Renal Program Transfer of Patients Between Dialysis Units and or Sites within the Manitoba Renal Program Checklist
60.30.19b	Appendix B: Patient Transfer Letter
60.30.19c	Appendix C: Hemodialysis Patient Permanent Transfer Algorithm
60.30.20	Protocol for Providing Acute/Emergent Dialysis Treatments Outside the Operating Hours of the Hemodialysis Units at SBH
60.30.21	Protocol for Providing Acute/Emergent Hemodialysis Treatments Outside the Operating Hours of the Hemodialysis Units at HSC
60.30.21	Addendum A: Addendum to Protocol for Providing Acute/Emergent Hemodialysis Treatments Outside the Operating Hours of the Hemodialysis Units at HSC

### Code

### 60.40

### Guidelines

60.40.02	Guidelines for Heparinization during Hemodialysis
60.40.03	Guidelines for the Prevention of Hypophosphatemia in Patients Receiving Nocturnal/Long Daily Hemodialysis
60.40.04	Ordering & Returning Dialysis Supplies for Local Centre Dialysis Units
60.40.05	Contacting a Patient who does not Attend a Hemodialysis Treatment
60.40.06	Guidelines for Managing Hospitalized Hemodialysis Patients Form #W-00346
60.40.07	Guidelines for Patient Identification of Outpatients receiving services or procedures from the MB Renal Program Team DRAFT
60.40.09	Guidelines for Medication Reconciliation
60.40.09a	Guidelines for Medication Reconciliation – Medication Change Form
60.40.10	Guidelines for assessing, monitoring and documenting patient care pre, post and during the hemodialysis treatment
60.40.11	Guidelines for assessing, documenting and verbally reporting patient care at the time of transfer from one health care provider to another

 **REVISED**

### Code

### 60.50

### Home Hemodialysis

60.50.01	Bellco (Formula 2000)—Delivery System; Use of
60.50.02	Phosphate Additives for Hemodialysis Patients
60.50.03	Calcium chloride additive for hemodialysis patients
60.50.04	Changing the Dialyzer During Treatment with the Formula Delivery System
60.50.05	Ordering Dialysis Supplies for Home Hemodialysis Patients
60.50.05a	Appendix: Manitoba Renal Program Home Hemodialysis Script Order Form
60.50.10	Use of the Horizon Mini E Centrifuge