



Alden Lane Nursery Newsletter

MARCH 2007

Serving You Since 1955

981 Alden Lane, Livermore, CA • www.aldenlane.com • (925) 447-0280

Announcements

- **Watch the Valley Gardener** for great gardening tips with host Jacquie Williams-Courtright at 7:30 am every day, repeated on Saturday & Sunday at 11 am.

- **Livermore-Amador Valley Garden Club** will meet on Tuesday, March 13th at 7 p.m. at the Alisal School, 1454 Santa Rita Rd., Pleasanton. The March speaker will be **Annie Joseph** of "Our Water Our World". She will talk about 'least toxic' plant care products and strategies.

The April Speaker will be **Kate Frey**, manager of the Fetzer Winery gardens. The topic will be *Sustainable Gardening for the Home Gardener*. The meeting will be Tuesday, April 3 at 7:00 p.m. at Alisal School, 1454 Santa Rita Rd., Pleasanton. For more information, call 925-485-7812.

- **Mt. Diablo Rose Society** meets the second Wednesday of the month, 7:30 p.m. at the Dublin Library, 200 Civic Plaza, Dublin. Call for details 829-4929.
- Winter Tours in Walnut Creek of the Ruth Bancroft Garden will be held every Saturday until March 31st. Reservations are required. For more information call 925-210-9663 or visit their website: www.ruthbancroftgarden.org.

Alden Lane Nursery Hours

Through March 11th

Everyday

8:30 a.m. to 5:00 p.m.

New Spring & Summer Hours

Everyday

8:30 a.m. to 6:00 p.m.

The 2007 Daffodil Show "Spring Fever- Daffodil Style"

co-sponsored by

The Northern California Daffodil Society & Alden Lane Nursery


Groom those blooms to enter on Saturday morning, March 10th. Public entries are welcome between 8:30 and 10:30 a.m.

Come by:

- March 10th 1 to 5 pm
- March 11th 9 am to 4 pm

Daffodil Lecture: Saturday, March 10th at 2 p.m.

Plan to attend a free special guest lecture on "*You Think You Know About Daffodils - But Wait Until You See These!*" by Bob Spotts. Call to reserve a seat for this free lecture.



Don't Miss Our Annual Citrus Tasting Event

March 17th & 18th

If you have a hankering to know the difference between orange varieties, what parentage a tangelo might have or if there's a certain lemon variety that makes great lemonade come to Alden Lane's Citrus tasting on Saturday, March 17th & Sunday, March 18th from 10 a.m. to 4 p.m. On Sunday at 11 a.m. join **Aaron Dillon of Four Winds Citrus Growers**. He will discuss "*Frost Recovery*" and answer all of your citrus questions. Come and ask the expert!! Call ahead to reserve a seat in this free class.


Citrus for Valley Gardeners

There are many varieties of citrus that do well in our area. Select a lemon, tangerine, orange or lime tree for home grown citrus. Choose a dwarf variety for a balcony or patio; they do equally well in planters or in the ground; or choose a standard size tree for larger spaces. It will add to the beauty of your landscape as well as produce fragrant flowers and delicious fruit. Follow these steps to a healthy, productive citrus:

➡ 1. Select a warm, sunny location. Citrus need heat and sun and they need to be protected from the wind and winter cold. The south side of your home is the warmest and provides maximum sun.

➡ 2. Provide a well drained soil that allows roots to absorb moisture, not stand in it. To avoid root rot, our heavy Valley soils need good soil preparation: dig a hole 2 times the size of the container and mix your soil 50-50 with **Master's Planting Mix**. Add and mix a cup of **Master Start** to the hole, backfill with the soil mix and water with **Root Master B-1**. For container planting, plant directly into **Master's Potting Soil**. Do not cover the top of the existing rootball and trunk with any soil.

➡ 3. Fertilize monthly as citrus are heavy feeders. Use **Master's Citrus Food**.



TREE	FRUIT	HARVEST	TREE SIZE
LEMON			
Eureka	Standard market lemon; good for lemonade/pies	Dec. to March	Tree to 20'; Dwarf to 5'-10', Can reach 12'
Meyer	Heavy producers; sweeter; less acid, slightly orange	Nearly year round	Tree to 20'; Dwarf to 5'-10', Can reach 12'
Italian	Ripens the same time as Eureka with a tasty flavor. Great for cooking and lemonade.	Dec. to March	
LIME			
Bearss	Almost lemon size; juicy yellow-green when ripe	Fall/Winter	Dense growth 25'. Dwarf to 8'
TANGERINE			
Dancy	Standard market tangerine; heavy bearer	Jan. to April	Upright growth to 15'. Dwarf to 8'
Kara	Medium large, tart-sweet; adapted to cold areas	March to May	Spreads to 15'. Dwarf to 6'
Owari Satsuma	Seedless; very easy to peel	Nov. to Jan.	Spreads to 15', Dwarf to 6'
TANGELO			
Minneola	Large; bright orange-red; easy to peel	Feb to April	Vigorous to 20'. Dwarf to 8-10'
ORANGE			
Valencia	Traditional juice orange; sweet; some seeds	July to Dec.	Growth to 20'. Dwarf to 8-10'
Washington	Large; easy to peel; standard eating	Dec. to April	Round to 16'; Dwarf to 10'
Cara Cara	Rich flavor and beautiful salmon colored flesh.	Dec. to March	
GRAPEFRUIT			
Oroblanco	White; large; nearly seedless; very sweet and juicy	Nov. to March	Spreading to 20'; Dwarf to 10'
Rio Red	Red fleshed	June to Oct.	Spreading to 20'; Dwarf to 10'

We recommend the following feeding care schedule for optimum growth and heavy fruit set.

CITRUS FEEDING & CARE SCHEDULE










Year Around: Feed **Master Nursery Citrus Food** monthly. Check directions for specifics.

March, May & Sept.: Apply **Iron Sulfate or Iron Plus** as directed. It acidifies and adds needed iron.

For insulation from the cold, spray the foliage of citrus trees with **Cloud Cover** in early November. Tent with a plant blanket and add outdoor Christmas lights for extra protection.

Master Snail, Slug and Insect Bait: Apply this bait as directed to control snails, slugs, & other hungry bugs.

Notes for March Gardening

-  Prune azaleas and camellias into shape after their blooms have faded. Feed them with **Master's Camellia, Azalea and Gardenia Food and Iron Plus** monthly through October.
-  Place **Yellow Jacket traps** out early this month to catch the queen before she starts her family. Prevention is the best cure!
-  Give your lawn "*a meal – not a snack*" with **Master Green Lawn Food**.
-  Now is the time to set out snail bait. We carry **Master's Snail** control products in a variety of forms. Use **Sluggo** if you want a pet safe alternative.
-  Remember to **plant gladiolus bulbs** (corms) every two weeks and you'll have armloads of cut flowers through the summer. And don't forget to plant dahlias and other summer blooming bulbs. Alden Lane now has a full complement available.
-  **Remember to water plants** under eaves and in containers. It's important now to deep water trees and shrubs if it isn't raining on a regular basis. If it stops raining, deep root water your trees and shrubs. Their root systems are starting to grow now.
-  **Plant your potatoes** on St. Patrick's Day if you haven't got them in the ground. See us for instructions and best varieties.
-  **Start annual morning glories** from seed this month and establish them in the garden or a pot by summer! Morning glories are one of the most stunning of the old fashioned garden flowers. Flowers are huge – three to five inches across – and bright, colorful blue, purple or pink. Best of all, morning glories are easy!
-  **Prevent Wormy Apples - Control Codling Moth.** If you have apple trees and want to monitor codling moth activity to determine the best time to spray: use our **Surefire Fruit Tree Pest Traps**. The lure or bait in the trap duplicates the female codling moth's pheromone (scented hormone), which attracts the male moths and captures them before they are able to mate. Codling moth traps should be placed into apple trees soon to monitor or control codling moth activity. Traps should be used at least two weeks before buds break. Use two Fruit Tree Pest Traps per apple tree to help you monitor codling moth activity. Each carton includes 2 traps, lure and hanger. If you determine you have codling moths then begin to spray with GardenTech Sevin, Spray Grip and vinegar. (If you want to control the codling moths with traps alone, use 4 traps per tree.

More Special Events Around Town

Come to the 63rd Annual Northern **California Camellia Society Show** at the Pleasant Hill Community Center, 320 Civic Drive, Pleasant Hill, Saturday and Sunday, March 10 & 11. Admission is free. Show hours are 2-6 p.m. Saturday and 12-5 p.m. on Sunday. For more information email GHGoff@aol.com.

The 22nd Annual **Bouquet's to Art** is back at the de Young Museum in San Francisco. March 20-24. Floral designers fill the de Young museum galleries with floral tributes complementing works of art. Please call for prices and more information call 415-750-3504 or visit www.bouquetstoart.org.

San Francisco Garden Show will be held March 21-25. Purchase Early Bird discounted tickets for \$17 at the nursery through March 14th after this date the tickets are \$20 and still available here at the nursery. For more information go to www.gardenshow.com for show hours, driving directions and educational opportunities.

The Livermore-Amador Valley Garden Club Annual Plant Sale will be Saturday, April 14th from

9 a.m. to noon in the parking lot of Amador Valley High School, 1155 Santa Rita Rd, Pleasanton. For more information call Bev at 925-485-7812.

Cactus & Succulent Society of San Jose has its 38th Annual Show – Sale on Saturday, April 14th from 9 a.m. to 5 p.m. and Sunday, April 15th from 10 a.m. to 4 p.m. at the Buchser Middle School, 1111 Bellomy St., Santa Clara. For more information call 408-243-3692.

Bay-Friendly Garden Tour – Saturday, April 29, 2007. A self guided tour of over 40 public and private gardens in Alameda County. The Bay Friendly Garden Tour showcases natural gardening techniques in residential and public gardens across Alameda County and is presented by StopWaste.Org. Registration is required. On line registration and a sneak peak of the 2007 gardens will be posted on www.bayfriendly.org.

Good Garden Soil Starts With The Recipe!!

If you are preparing a vegetable garden now or just dreaming about it, it's still a great time to improve the soil. Follow our "Recipe" to improve the texture and fertility of your little piece of earth. This should be a part of your vegetable garden routine 1 to 2 times a year. Amend the valley soils to give your plants their best opportunity for growth. Keep this recipe handy for your planting needs.

GOOD GARDEN SOIL!

For each 100 square feet add:

- 5 to 8– 2 cubic ft. bags **Master Gold Rush or Bumper Crop**®
- 5 lbs. **Iron Sulfate** to acidify and add iron.
- 10 lbs. **Master Vegetable Food or Master Flower Food, Master Formula 49** can be used for ground covers.
- 50 lbs. **Gypsum**. It loosens hard soils as it adds sulfur & calcium. (An excellent addition in our heavy soil.)

Mix well with your soil to an 8" depth and water well.

Fill Your Garden With Fragrance!


Give yourself a treat and fill the garden with fragrance.

Just a few of these “old fashioned” beauties scent the garden as well as add flowers and form.

One tiny addition to the garden that can make a powerful fragrant impact is **Brown Boronia** (*B. megastiga*). It has a pleasant scent which combines freesia, orange blossom and other fragrances. The bell-shaped flowers are brown lined with a creamy yellow center. This Australian native has finely divided leaves with needlelike leaflets which gives the plant a wispy look. Blooms February-March. Plant in filtered light or sun.

An all time favorite is **Winter Daphne** (*Daphne odora*). It has an intense pre-spring fragrance. Daphne is a very neat, handsome plant with narrow long leaves that are thick and glossy. Nosegay clusters of flowers with pink to deep red edges and creamy pink throats bloom in February-March.

Lilac (*Syringa vulgaris*) is one addition to the garden that transcends generational preference and is known for its sweet fragrance as well as armloads of cut flowers.



Flowers form in elongated clusters of tiny flowers. Lilacs are available in a range of colors from pure white to a deep maroon red as well as shades of lavenders, blues and purples. Flowers appear in late April and May.

Although not well known, **Sarcococca ruscifolia** is a powerhouse of fragrance. It has waxy, glossy deep green leaves and a clean look to the foliage. Flowers in early spring are small, white and nearly hidden in foliage but fragrant enough to be smelled many feet away. Flowers are followed by red fruit. This Himalayan native is very useful in shaded garden areas.

Peonies (*Paeonia*) are an excellent addition to a perennial border or cottage garden. Many of them have a fragrance similar to old fashioned rose varieties. Peonies are long lived and are available in a range of colors, single, semi double or double flower forms. They make excellent cut flowers. No garden should be without one.

For Fabulous Flower Beds . . . Read on!

Spectacular flower beds can be yours with just a little pre-planning and a trip to Alden Lane Nursery. You can still plant your flower beds with white Alyssum, yellow Calendula, red Dianthus, orange Iceland Poppies, blue Violas, pink Stock, Sweet Peas, and purple Violas.

For shade gardeners do not forget Primroses in a multitude of colors. All of these blooming beauties will flower for the months ahead. Also coming toward the end of March you will be able to plant blue Bachelor buttons, red Fibrous Begonias and dark blue Lobelia, yellow Marigolds and pink Petunias. Come to Alden Lane Nursery for all your annual color needs. See you soon!

Summer Bouquets Start Today

All the bulbs you plant this spring will fill your summer gardens with armloads of beautiful cut flowers. Think about what a great addition the dahlias and gladiolus will provide to a summer bouquet.

SUPER GLADS – so named because they have larger florets and more florets per stalk. The flower stalks are taller and sturdier than any glads you have ever grown in the past. If you plant two weeks apart you will have plenty of cut flowers to arrange in summer bouquets.

CALLAS – Tall and dwarf forms available. Great for morning sun or bright shade garden spots.

DAHLIAS – Take your pick of separate colors in decorative, cactus and pompom flower forms. Dahlias come in a variety of sizes, colors, and heights.

LILIES – Choose Jan de Graaff hybrids for the best flower size available. Large trumpet forms on tall stems and multi-flowered varieties are available for flower arranging including Casa Blanca and Stargazer.

TUBEROSES – The sweet fragrance of this flower will perfume a room. Plant tubers in the full sun or bright shade; feed monthly after plants emerge from soil and until buds show color.

TUBEROUS BEGONIAS – Beautiful hybrids with ruffled double flowers in rose form, upright and hanging basket varieties. Perfect for your shade garden.

Check with our staff for detailed planting instructions. We have the bulbs, the know-how and the experience to get you growing.



Spring is Here!

Welcome to spring! Our accessory buyers just got back from a buying trip and are very excited about the products that have been found for the garden store. They have brought in the very best of the newest trends and products to share with you. Some of the highlights are a **new copper roofed birdhouse with a decorative weather-vane**. They are sure to enhance your garden while attracting your feathered friends. Helena Rozo, the birdhouse designer has created a "signature bracket" that allows bird lovers to unmount the birdhouse for cleaning in matter of seconds without the aid of a screwdriver. It will sure be a great addition to our already existing bird line of products.

The garden store will be alive with the colors of spring with many new products to choose from for your own home décor or for gift giving to that special someone. Our buyers have worked hard to provide you with the most unique items in the latest gardening and home decorating trends. So while you are in the nursery be sure to stop by the garden store to see what is new this season.

Spring & Easter Ideas

Let us put together flowering Easter baskets for your holiday celebration. These arrangements will be perfect for gift giving, or using as a holiday centerpiece.

You can choose from pure white Easter Lilies, orchids, multi-color tulips, mini-roses and more. Easter wouldn't be complete without statuary bunnies peeking out from the garden or patio. You can choose different poses, finishes and sizes. We have a bunny for every Easter occasion. Check with the staff for suggestions. Shop early! We'll be closed on **Easter Sunday, April 8th**.

Give the "Gift of Green" To Celebrate St. Pat's Day



celebrate the 'wearing of the green'.

You do know that everyone and everybody is Irish on St. Patrick's Day? To celebrate this wonderful day stop by the nursery and choose something green! One of the day's specialties is pot of shamrocks. We can even add a green bow to make it official! So stop by and



Frost "Damage Control"

As the weather warms, it's time to take stock of how our garden fared during our extra cold weather. Start pruning back damaged

leaves and stems after the danger of frost is over. March 15th usually begins our frost free days but of course Mother Nature really times the date.

Many of our plants will come back from the main stems or close to the ground. There will be some plants it was just too cold for. We'll thank them and 'return them to the earth' in your compost pile. Again prune all damaged plants back to 'good wood' (wood that is lighter in color) and be patient. After the 1990 freeze (two weeks of freezing temperatures with a low of 12 degrees) some plants didn't show signs of life until mid summer. Monthly applications of a gentle fertilizer like MaxSea will go a long way in coaxing these plants back into growth.

The good news is that we've had 5 mild winters that allowed many frost tender plants to establish. These more mature plants have a good chance of coming back.

Romancing Your Garden

Webster defines "romance" as an emotional attraction.

For those of us who love to garden it can become a passion. And its not only about plants, but garden accessories as well. They can play an exciting part infilling that space where nothing else seems to work. It can be a large scale piece such as a fountain, which can add a whole new dimension to your garden, or a small figurine nestled among those botanical beauties.

Birdbaths not only make a wonderful centerpiece, but they also attract wildlife, creating a whole new habitat or your enjoyment.

Peer into a gazing ball and it can take you back to that Victorian era of quaint English gardens, bestowing happiness to all those that gaze into its glistening surface.

And don't stop there; brightly colored pottery is a spectacular accent in the garden that not only adds interest but gives you a whole other level of planting.

So create a little romance in your garden, give it that personal touch that says this is your own little piece of paradise. You may need a place to sit down on a bench and reflect on the past and future of your garden and Alden Lane would like to help.



SPECIAL SALE!

Announcing **20% OFF** all in-stock garden benches! Sale ends March 31st!!

Come Celebrate Arbor Day

Arbor Day is March 7th. Celebrate by planting a tree in your yard or a favorite school or park. In addition to donating a baby tree seedling to each 2nd grader in the Livermore and Pleasanton School districts, Alden Lane is offering a free tree valued at \$39.99 or a credit of \$39.99 toward a larger tree to be donated to your school or park (one tree per site please). Contact the recipient to ask what kind of tree they would like, then call us to reserve. We will hold your tree selection at the nursery until you or the recipient can pick up for planting.

We are happy to help in the greening of our community. A planting package is available for the nominal fee of \$15.00. This includes planting mix, stake, ties and starter fertilizer. We are happy to help in the greening of our community.

Start a Family Tradition This Arbor Day

Plant a tree in your garden, your park or local school and you will bring:

1. **Reduced Energy Use.** A well placed tree will provide cooling shade in summer and insulation in winter.
2. **Cleaner Air.** Did you know trees absorb 26 lbs. of carbon dioxide and replace it with precious oxygen.
3. **Homes for birds.** Trees provide shelter and homes for our feathered friends.

4. **Cooler Communities.** Trees provide oasis of shade during the summers and trap heat from our concrete streets and walkways.

5. **Prevent Soil Erosion.** Tree roots hold the soil in place on slopes as well as flat surfaces.



Japanese Maple Class

March 31st – 11:00 a.m.

The Many Colors of Japanese Maples in the Spring

Most people think that Japanese Maples only produce spectacular colors in Autumn. In fact the Spring coloration during leaf out is sometimes more intense and definitely more consistent. This is because they do not require a cold night followed with sunny days to produce the color. The color during leaf out is determined by the cultivar. These spring colors can vary from light green, yellow red, to pink. For example, *A.p. Shindeshojo* has spectacular fire engine red spring leaves. *A.p. Tiny Tim* has bright lime green spring leaves. We look forward to seeing everyone at Alden Lane to explore the many colors of Japanese Maples in the Spring. **Call to reserve a seat for this free class.**

Alden Lane's Educational Opportunities

Mark your calendar for these free Saturday morning Short Courses!

March 3rd at 10:00 am
Spring Rose Care Seminar.
Join Ken and Judy Jones on March 3rd at **10 a.m. to 11:30 a.m.** and learn how to care for your roses in spring and summer. For more information and to reserve a seat give the nursery a call at 925-447-0280.

30 Minute Classes

March 17th at 10:00 am
Grow your own fruits for a healthy diet. Enjoy a guided tour through our fruit tree and berry section with our resident fruit tree expert, Lydia Roberts. Learn what citrus varieties grow in our area, what peaches or apricots taste best, and what unusual fruits are among our collection this year.

March 24th at 10:00 am
Vegetable gardening in a 10x10 square, soil prep and vegetable selection.
This class will help answer the basic questions of what to plant when and how much space to give what. What fun!!

March 24th at 2:00 pm
We are having a follow up critique from our January Bonsai Class. Please bring your starter plant and questions for a little one on one help. Come join us even if you didn't make the first class. Call ahead to reserve a seat in this free class on "Demystifying Bonsai Growing".

March 31st at 10:00 am
Vegetable gardening in containers. Try something rewarding and easy. Planting in containers is far less back breaking than growing in the ground come learn the hows and whys.

Garden Care

Wake up your plants. Nurture spring growth.

This time of year, especially after a cold winter like we've just had, plants emerge in spring with a voracious appetite for nitrogen. Plants are beginning to push out their new leaves. (This requires nutrients) and older leaves often appear yellow. (Greening these up also requires nutrients.) Help your plants along in this process by having the necessary nutrients in place at the time they are needed. Applications of **Maxsea Water Soluble Fertilizer** and **Master Formula 49 All Purpose Fertilizer** will meet this need in 2 unique ways.

Maxsea Water Soluble Fertilize concentrate is one of our favorites for invigorating and revitalizing foliage quickly. Made of powdered seaweed with the addition of various nutrients, Maxsea dissolves quickly and easily in water. Sprayed onto the foliage, (1/2 strength) or watered into the soil, (regular strength) Maxsea quickly gets nitrogen to the cells in the leaf where it can assist with photosynthesis and transform the leaves from pale to deep green. Your plant will look more vibrant within a week (often less.)

Seaweed contains over 60 recognized elements, as well as essential vitamins, enzymes, natural antibiotics and growth hormones, all known to be beneficial to plants. Maxsea also contains fast acting nitrate nitrogen that is immediately available to the plant so you won't have to wait very long to see a change in the color of the leaves. If you would like to try it, ask for a free sample.

Master Formula 49 is a granular, long-acting, slow release fertilizer that includes a significant amount of sulfur and of Iron to help in this process of greening up your plants. Sulfur works to lower the pH and make nutrients more available to the plant, Iron is often present in the soil but in a form not available to the plant. Master Formula 49 nurtures your plants and keeps them looking great over a longer period of time. Apply monthly.

Bayer Advanced Tree and Shrub Insect Control

Many gardeners have at least one tree that is particularly susceptible to insect infestations of one kind or another. Sometimes an insect drops a sticky substance that makes a mess of the patio or whatever is parked below it. An insect can weaken the tree, or in the case of borers, eventually kill the tree.

Usually when a customer brings in samples to the nursery and wonders what can be done, the infestation is far enough along that any treatment is expensive and too late. **Bayer Advanced Tree and Shrub Insect Control** is effective and is very easy to use. **Apply it now** to prevent this year's infestations before they begin.

This product can be used on ornamentals for control of borers, aphids and scale, as well as many other insects. (The product may also be used on a few apple-pear relatives, but is generally not for edibles). Bayer Advanced Tree and Shrub Insect Control is very easy to use. It is not sprayed on, but is diluted with water and poured around the base of the tree. One application provides a whole year of protection. Get a head start and apply it to those trees you have with a reputation for infestation.

Spading Forks Make Gardening Easier

One of a gardener's most valued tools is certainly a spading fork, especially in our heavy clay soils. Looking like a four-pronged pitchfork but with flattened prongs, a spading fork allows one to dig planting holes and turn over bedding soils with less effort than the conventional all-American, long-handled shovel.

No tool penetrates valley soils when they are dry, but when soils are softened by spring rains; a spading fork beats out a shovel because less surface area touches the soil surface. In other words, the weight and effort of the gardener goes farther.

Use a spading fork whenever you would use a conventional shovel.



A \$75.00 Value
No purchase
necessary.
Drawing to be
held 3/31/2007.

Win A Citrus Tree

You'll be enjoying home grown oranges, lemons or limes when you win your citrus in this month's contest. Just drop off the entry form at the nursery the next time you visit, and you may be the winner!

YOU'LL WIN:

- (1) **5 gallon citrus** of your choice (true dwarf or tree form)
- 2 cubic ft of **Master's Planting Mix**
- 4 lbs. of **Master's Start**
- 5 lbs. of **Iron Sulfate**
- 5 lbs. of **Master's Citrus Food**

CITRUS TREE

March 2007

Name: _____

Address: _____

City: _____

Phone: _____

Email: _____

☐ Yes, I would like to receive the newsletter online.

SPECIAL COUPON

Present This Coupon & A Canned Food Item
TO RECEIVE FREE



A 2" Blooming Kalanchoe House Plant!!

(\$2.99 Value)

Food Donations are Optional. All donations go to Tri Valley
Haven. One coupon per family, please!
Offer Good March 1-31, 2007.

HOW TO FIND ALDEN LANE NURSERY



**981 Alden Lane
Livermore, CA 94550
(925) 447-0280**

Change Service Requested

**IMPORTANT!
Time Critical
Please Deliver Promptly**

PRSRT STD
U.S. POSTAGE
PAID
PERMIT #274
Livermore, CA