

Honda NMEA 2000®

The Honda NMEA 2000® tachometer and speedometer gauges display engine and vessel data received from up to five engines on the same NMEA 2000 backbone or bus. These gauges feature analog pointers for engine RPM and vessel speed as well as a two-color graphic LCD display, programmable in English or Metric units, with push-button operations for custom display set-up. The gauges are completely sealed and feature anti-fog coated lenses.

These gauges can be used as a pair or separately and connect directly to a NMEA 2000 backbone or bus. Display data includes: Engine RPM, Coolant temperature, fuel rate, fuel used, fuel level, trim, battery voltage, engine hours, and vessel speed*.

* Requires NMEA 2000 GPS input to backbone.

Use of these gauges and gauge harness requires that the vessel have:

1. A properly installed and powered NMEA 2000 backbone (bus)
2. Installation of an NMEA 2000 Signal Cable from the NMEA compatible Honda Marine engine to the NMEA 2000 backbone.
 - 9.8 Ft. Long NMEA 2000 Signal Cable, P/N 06653-ZZ3-730HE or
 - 19.5 Ft. Long NMEA 2000 Signal Cable, P/N 06653-ZZ3-760HE

See NMEA Components chapter for additional information and applicable model listing.

NMEA 2000® Waterproof Tachometer

Includes Tachometer (7000 rpm), drop cable harness, and T connector.

White	06326-ZX2-T13AH
Black	06326-ZX2-U03AH



NMEA 2000® Waterproof Speedometer

Includes speedometer (70 mph), drop cable, and T connector.

White	06373-ZX2-A73AH
Black	06373-ZX2-B73AH



NMEA 2000® Gauge Drop Cable Harness

This NMEA harness is used to connect the Honda NMEA compatible gauge to the vessel backbone or bus. The harness is 19.5 in. long.

NOTE: This is a replacement harness for the NMEA 2000 gauges shown to the left. This harness is not required for the HD-4 Multi-function color display.

NMEA 2000 Drop Cable Harness, 19.5 in. long	06326-ZX2-000EU
---	-----------------



GAUGES

Honda NMEA 2000[®]

NMEA 2000[®] HD-4 Multi-function Color Display

Bright, clear, and easily visible during the day or night, the HD-4 display offers a smart interface to engine data, fuel management, and more. Connected to your boat's NMEA 2000 network, the HD-4 automatically detects and displays the most relevant information available on a series of pre-set and user-customizable data pages. HD-4 gauges support up to four (4) engine installations, and can display two (2) engines per instrument.

NMEA 2000 HD-4 Multi-function Color Display	06333-ZX2-001AH
--	-----------------



Veethree Gauge Sets

5 Gauge Set - White Face/Domed Lens

Includes: 10~65 mph speedometer, 7k tach/hour meter, trim meter, volt meter, fuel gauge.

Features:

- Fog-free lens coating
- Backlit dial face
- Digital hour meter
- Engine on Demand Technology only logs hours on hour meter when engine is running

Requires Teleflex instrument harness for installation, Part No. 32200-ZW7-000AH.

5 Gauge Set - White Face/ Domed Lens	06303-ZW5-010ZB
---	-----------------



Instrument Harness (Fused) 7.5 Amp

Connects Veethree 5 gauge set plus optional water pressure gauge to main harness. 54 inches long.

Instrument Harness (Fused) 7.5 Amp	32200-ZW7-000AH
---------------------------------------	-----------------



Veethree Individual Gauges - White Face/ Domed Lens

Speedometer 10~65 MPH Includes pressure tubing.	37203-ZW5-000ZB (shown)
7k Tach/Hour Meter Includes digital hour meter.	37253-ZW5-010ZB (shown)
Trim Meter	37263-ZW5-000ZB (shown)
Fuel Gauge	37303-ZW5-000ZB (shown)
Volt Meter	37453-ZW5-000ZB (shown)
Water Pressure Gauge 0~40 PSI Matches 5 gauge set dial face. Includes pressure tubing and fitting. Required 1/8" hose barb (BSPT), PN 19271-ZV5-000AH, is included.	37353-ZW5-010ZB

GAUGES

Veethree Gauge Sets

5 Gauge Set - Black Face/Domed Lens

Includes: 10~65 mph speedometer, 7k tach/hour meter, trim meter, volt meter, fuel gauge.

Features:

- Fog-free lens coating
- Backlit dial face
- Digital hour meter
- Engine on Demand Technology only logs hours on hour meter when engine is running

Requires Teleflex instrument harness for installation, Part No. 32200-ZW7-000AH.

5 Gauge Set - Black Face/ Domed Lens	06303-ZW5-010ZA
---	-----------------




Veethree Individual Gauges - Black Face/ Domed Lens

Speedometer 5~35 MPH Intended for pontoon applications. Includes pressure tubing.	37213-ZW5-000ZA
Speedometer 10~65 MPH Includes pressure tubing.	37203-ZW5-000ZA (shown)
Speedometer 0~80 MPH Includes pressure tubing.	37203-ZW5-080ZA
7k Tach/Hour Meter Includes digital hour meter.	37253-ZW5-010ZA (shown)
Trim Meter	37263-ZW5-000ZA (shown)
Fuel Gauge	37303-ZW5-000ZA (shown)
Volt Meter	37453-ZW5-000ZA (shown)
Water Pressure Gauge 0~30 PSI Matches 5 gauge set dial face. Includes pressure tubing and fitting. Required 1/8" hose barb (BSPT), PN 19271-ZV5-000AH, is included.	37353-ZW5-000ZA

Instrument Harness (Fused) 7.5 Amp

Connects Veethree 5 gauge set plus optional water pressure gauge to main harness. 54 inches long.

Instrument Harness (Fused) 7.5 Amp	32200-ZW7-000AH
---------------------------------------	-----------------



Faria Gauge Sets

5 Gauge Set - White Face/Flat Lens

Includes: 10~60 mph speedometer, 7k tach/hour meter, trim meter, volt meter, fuel gauge.

Features:

- Side lit dial face
- Digital hour meter

Requires Faria instrument harness for installation, Part No. 32103-ZW7-000AH.

5 Gauge Set - White Face/ Flat Lens	06300-ZW5-010ZB
--	-----------------



Instrument Harness (Fused) 7.5 Amp

Connects Faria 5 gauge set plus optional water pressure gauge to main harness. 54 inches long.

Instrument Harness (Fused) 7.5 Amp	32103-ZW7-000AH
---------------------------------------	-----------------



Faria Individual Gauges - White Face/Flat Lens

Speedometer 10~60 MPH Includes pressure tubing.	37200-ZW5-000ZB (shown)
7k Tach/Hour Meter Includes digital hour meter.	37250-ZW5-010ZB (shown)
Trim Meter	37260-ZW5-000ZB (shown)
Fuel Gauge	37300-ZW5-000ZB (shown)
Volt Meter	37450-ZW5-000ZB (shown)
Water Pressure Gauge 0~30 PSI Matches 5 gauge set dial face. Includes pressure tubing and fitting. Required 1/8" hose barb (BSPT), PN 19271-ZV5-000AH, is included.	37350-ZW5-000ZB

GAUGES

Faria Gauge Sets

5 Gauge Set - Black Face/Flat Lens

Includes: 10~60 mph speedometer, 7k tach/hour meter, trim meter, volt meter, fuel gauge.

Features:

- Side lit dial face
- Digital hour meter

Requires Faria instrument harness for installation, Part No. 32103-ZW7-000AH.


5 Gauge Set - Black Face/ Flat Lens	06300-ZW5-010ZA
--	-----------------



Instrument Harness (Fused) 7.5 Amp

Connects Faria 5 gauge set plus optional water pressure gauge to main harness. 54 inches long.

Instrument Harness (Fused) 7.5 Amp	32103-ZW7-000AH
---------------------------------------	-----------------



Faria Individual Gauges - Black Face/Flat Lens

7k Tach/Hour Meter Same as 37250-ZW5-010ZA with no hour meter.	37250-ZV5-950AH
7k Tach/Hour Meter Includes digital hour meter.	37250-ZW5-010ZA (shown)
Analog Hour Meter Includes removable black square bezel.	39700-ZW5-000ZA
Trim Meter	37260-ZW5-000ZA (shown)
Fuel Gauge	37300-ZW5-000ZA (shown)
Volt Meter	37450-ZW5-000ZA (shown)
Water Pressure Gauge 0~30 PSI Matches 5 gauge set dial face. Includes pressure tubing and fitting. Required 1/8" hose barb (BSPT), PN 19271-ZV5-000AH, is included.	37350-ZW5-000ZA

GAUGES

Miscellaneous

Inductive Tachometer/ Hour Meter*

Does not work on BF75~250.

BF2 ~ BF60	
Inductive Tachometer/ Hour Meter	08181-ENM-036AH

*Not compatible with ignition coil over spark plug designs.



Faria Universal Tachometer

Black face, flat lens tach. Tachometer only—no hour meter.

BF8 ~ BF250	
Faria Universal Tachometer	37250-ZV5-950AH



Digital L.C.D. Hour Meter

Resettable. **Note:** Does not work with BF25-50A4 tiller handle models.

Digital LCD Hour Meter	39700-ZV5-800AH
-------------------------------	-----------------



Tach/Trim Meter Kit

Kit includes Faria tach/hour meter, trim meter and Faria connecting instrument harness. Only available in black face, flat lens.

Tach/Trim Meter Kit	06300-ZW5-000KT
----------------------------	-----------------



Instrument Housing/Panel

Allows mounting the standard Honda original equipment tachometer, key switch, trim meter, and instrument light switch. **Note:** Requires standard wire harness A for connection. Intended for LHTA models.

BF25~BF50	
Instrument Housing/Panel	31420-ZW7-000AH



Rudder Meter Kit

Enables the rudder indicator gauge function.

BF60A, BFP60A	
Rudder Meter Kit, White face (not shown)	06373-ZZ3-000
Rudder Meter Kit, Black face	06373-ZZ3-610 (shown)



GAUGES

Miscellaneous

Speedometer Tubing (rubber hose)

Connects any speedometer to the pitot tube on the engine gear case, transom mounted pitot tube, or pitot tube connection at the front grommet.

Heavy wall construction.

BF40, BF50, BF60, BF75, BF90, BF100, BF135, BF150, BF200A, BF225A 2000 model year and subsequent
BF250A, BF200D~250D

25 feet long	37202-ZW5-025AH
100 feet long	37202-ZW5-100AH



1/8 Inch Hose Barb-BSPT

This brass fitting screws into the port (remove plug first) on the powerhead for water pressure source. This is a British Pipe Thread which conforms to the factory thread on the designated engines. Always use 2 wire ties to secure tubing to this fitting.


BF135A, BF150A, BF200A ~ BF250D	
1/8 Inch Hose Barb-BSPT	19271-ZV5-000AH



Tachometer Bezel Kit

May be needed to install the smaller diameter original equipment tachometer in the standard 3-3/8 inch hole. Kit contains two black anodized aluminum bezel rings, needed for front and rear of mounting panel.

Tachometer Bezel Kit	06380-ZV5-000AH
----------------------	-----------------



Harness "A" (Fused) 4-Wire Connection

Original Equipment Pre-2003

Connects original equipment tachometer, trim meter, and harness "B" to main harness or side mount control box. 54 inches long.

Original Equipment Pre-2003	
Harness "A" (Fused) 4-Wire Connection	32540-ZV5-911



Harness "B"

Original Equipment

Provides additional connection to harness "A" for speedometer, hour meter and volt meter.

Original Equipment	
Harness "B"	32550-ZV5-910



GAUGES

Miscellaneous

0 to 30 PSI Water Pressure Gauge

Matches the face plate of the Honda digital speedometer and digital tachometer. Includes pressure tubing and engine fitting. Requires additional 1/8" hose barb (BSPT), PN 19271-ZV5-000AH.

0 to 30 PSI Water Pressure Gauge	37353-ZY3-000AH
----------------------------------	-----------------



0 to 40 PSI Water Pressure Gauge

Matches the styling of the NMEA 2000 gauges from Veethree. Includes mounting bracket, rubber hose, hardware, and installation instructions..

0 to 40 PSI Water Pressure Gauge (black)	37353-ZX2-000ZA (shown)
0 to 40 PSI Water Pressure Gauge (white)	37353-ZX2-000ZB



6 Wire Extension Harness

10 foot long extension harness connects the 6 pin connector on the 20 or 23 wire engine main harness at the helm to the digital gauge harness. Allows digital gauges to be mounted in a remote location.

BF40D~BF250A

6 Wire Extension Harness	32570-ZY3-010AH
--------------------------	-----------------



Digital Gauge Harness

Connects to new 7-wire key switch panel harness. Supports both digital tach and speed as well as analog gauges.

Both analog and digital gauges can be used separately or in combination with each other. This harness will allow digital gauges to show analog functions on non-digital engines (same as standard 5 gauge set as well as PGM-FI indicator lights). Standard analog gauge harness plugs into separate 4-wire pigtail provided.

Digital Gauge Harness	06326-ZY3-802AH
-----------------------	-----------------



GAUGES

THIS PAGE INTENTIONALLY LEFT BLANK.