



A **Civil War** breaks out in Marvel HeroClix starting June 2016!

Whose Side Are You On?

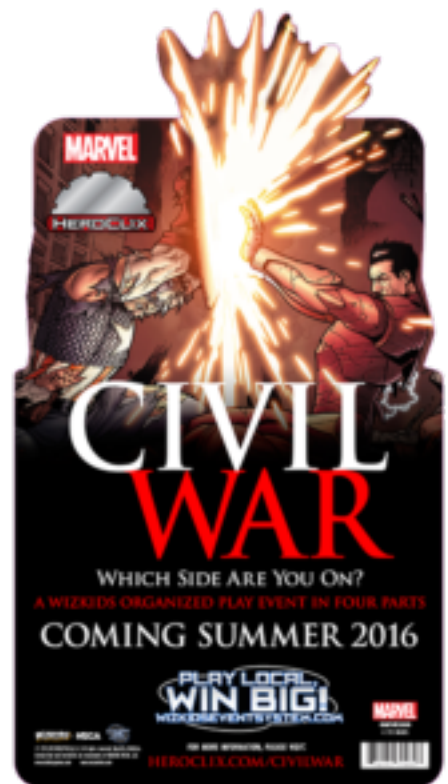
The Superhuman Registration Act has divided the heroes (and villains) of the Marvel Universe— whose side will you be on when you face off against your friends and former allies in **Marvel HeroClix: Civil War**?

Marvel HeroClix: Civil War is a four-month Storyline Organized Play event series that will both divide and unite HeroClix players around the world as they choose to fight alongside Iron Man and other Pro-Registration heroes or alongside Captain American and his band of Anti-Registration vigilantes.

Register in the **WizKids Info Network** now!

Stores -

Download the score tracker that will work for all months of this event (with the exception of the final month which is not a Battle Royale event): bit.ly/cwscoretracker



REGISTRATION

Players wishing to find **Marvel HeroClix: Civil War** Storyline Organized Play Events should visit the WizKids Info Network (“WIN”) to find stores local to you that are running the **Marvel HeroClix: Civil War** Storyline Organized Play Event Series. Login to reserve a seat at a **Marvel HeroClix: Civil War** Storyline Organized Play Event near you!

NOTE: As this event series will be held at selected stores with limited supply of product and limited seating, participating stores may require pre-registration and/or pre-payment. Please contact participating stores directly to ask about their registration for the Marvel HeroClix: Civil War Storyline Organized Play Event Series.

PROGRAM OVERVIEW

The **Marvel HeroClix: Civil War** Storyline Organized Play (OP) Event Series features ALL NEW and UNIQUE content based upon the Marvel Comics Civil War storyline.

The **Marvel HeroClix: Civil War** Storyline Organized Play Event Series is a four-month tournament series held at participating game stores.

Each month, players build teams using **Marvel HeroClix: Civil War** Storyline Organized Play Booster Packs and compete to win limited edition **Marvel HeroClix: Civil War** figures— the first three months of the Event Series will be structured as individual 4-player “Battle Royale” games with the last month being structured as a 3-round head-to-head Swiss pairing tournament.

At the end of the event series, players will draft based on their overall event standing from a selection of exclusive limited edition **Marvel HeroClix: Civil War** figures.

MARVEL HEROCLIX: CIVIL WAR PRODUCT DETAILS



Each case of **Marvel HeroClix: Civil War** contains two (2) **Marvel HeroClix: Civil War** Booster Bricks.

Each **Marvel HeroClix: Civil War** Booster Brick contains:

- Eight (8) **Marvel HeroClix: Civil War** 5-figure booster packs with the following pack contents:
 - 2 Pro-Registration figures (on red HeroClix bases)
 - 2 Anti-Registration figures (on blue HeroClix bases)
 - 1 Neutral figure (on standard black HeroClix bases)
- One (1) **Marvel HeroClix: Civil War** Support Pack
 - Two (2) single-figure **Marvel HeroClix: Civil War** Prize Packs
 - Each **Marvel HeroClix: Civil War** Prize Pack contains 1 of 6 Limited Edition figures— packaged randomly (see *Prizing* tab for more details)
 - Two (2) double-sided HeroClix maps
 - Eight (8) Bounty Cards (see Bounty Card tab for more details)
 - Four (4) Pro-Registration Bounty Cards
 - Four (4) Anti-Registration Bounty Cards

Marvel HeroClix: Civil War Grand Prize Pack—


- Two (2) sets of eight (8) **Marvel HeroClix: Civil War** limited edition figures for players to draft at the end of the event (see *Prizing* section for more details)

MAPS


Each **Marvel HeroClix: Civil War** Booster Brick contains two (2) **Marvel HeroClix: Civil War** Storyline Organized Play Event Series maps which are specifically designed to be used as either a standard 2' x 3' map or a 2' x 2' Battle Royale map.

When using the maps in a Battle Royale format, the squares outside of the dotted orange lines are not used (so the playable map area is 2' x 2') and players use the squares inside the dotted purple lines as starting areas.

Map 1: Chemical Plant/ New York City



Map 2: Stamford, CT/Prison 42



RETAILER NOTE: The quantities of maps provided are to support the Battle Royale formats for Months 1-3 and the Swiss tournament format for Month 4— however, please note the following:

- Stores will need to keep their maps each month in order to have the number of **Marvel HeroClix: Civil War** Storyline Organized Play Event Series maps to support the Swiss format event on Month 4
- Stores that opt to run Months 1-3 as Swiss format will need to provide their own additional maps to run the event

TOURNAMENT STRUCTURE

Month 1— Lines are Drawn

Tournament Format: Battle Royale

Draft Format: Battle Royale Faction Draft

Players: Each case supports 4 Battle Royales (16 players in pods of 4)

Setup: Battle Royale Map—each player starts in one of the 4 Battle Royale starting areas

Scenario Rules: Before start of game, distribute Bounty Cards— the *A Victory for Our Side* Optional Rule is in effect (see *Bounty Cards* tab for more details).

Prizing: Snake Draft

All figures used in the game are placed in the center of the map to form a prize pool.

One (1) **Marvel HeroClix: Civil War** Prize Pack is to be added to the prize pool. Each case contains four (4) **Marvel HeroClix: Civil War** Prize Packs to support 4 Battle Royales.

Players are to snake draft in order of their placement.

Tournament Points: Players score Tournament Points (TPs) as follows:

- 1st place player receives 4 TPs
- 2nd place player receives 3 TPs
- 3rd place player receives 2 TPs
- 4th place player receives 1 TPs

Month 2— Recruit to Our Cause

Tournament Format: Team Battle Royale

Draft Format: Battle Royale Faction Draft (Team)

Players: Each case supports 4 Battle Royales (16 players in pods of 4)

Setup: Battle Royale Map—each player starts in one of the 4 Battle Royale starting areas.

Scenario Rules: Before start of game, distribute Bounty Cards— the *A Victory for Our Side* Optional Rule is in effect (see *Bounty Cards* tab for more details).

Prizing: Snake Draft

All figures used in the game are placed in the center of the map to form a prize pool.

One (1) **Marvel HeroClix: Civil War** Prize Pack is to be added to the prize pool. Each case contains four (4) **Marvel HeroClix: Civil War** Prize Packs to support 4 Battle Royales.

Players are to snake draft in order of their placement.

Tournament Points: Players score Tournament Points (TPs) as follows:

- 1st place player receives 4 TPs
- 2nd place player receives 3 TPs
- 3rd place player receives 2 TPs
- 4th place player receives 1 TPs
- BONUS TP: Players on winning team each receive 1 bonus TP. “Winning

Team” is the team with the highest total Victory Points between both players.

Month 3— Subdue the Opposition

Tournament Format: Battle Royale

Draft Format: Battle Royale Faction Draft

Players: Each case supports 4 Battle Royales (16 players in pods of 4)

Setup: Battle Royale Map—each player starts in one of the 4 Battle Royale starting areas

Scenario Rules: Before start of game, distribute Bounty Cards— the *A Victory for Our Side* Optional Rule is in effect (see *Bounty Cards* tab for more details).

Prizing: Snake Draft

All figures used in the game are placed in the center of the map to form a prize pool.

One (1) **Marvel HeroClix: Civil War** Prize Pack is to be added to the prize pool. Each case contains four (4) **Marvel HeroClix: Civil War** Prize Packs to support 4 Battle Royales.

Players are to snake draft in order of their placement.

Tournament Points: Players score Tournament Points (TPs) as follows:

- 1st place player receives 4 TPs
- 2nd place player receives 3 TPs
- 3rd place player receives 2 TPs
- 4th place player receives 1 TPs

Month 4— The Final Showdown

Tournament Format: Swiss

Draft Format: 2-player Faction Draft

Players: Each case supports 16 players

Setup: Standard 2-player map set-up—players start in opposite starting areas along short edges of map

Scenario Rules: Before start of game, distribute Bounty Cards— the *A Victory for Our Side* Optional Rule is in effect (see *Bounty Cards* tab for more details).

Prizing: At the end of the event, players are awarded the figures that they drafted/played during the event. Additionally, each case contains four (4) **Marvel HeroClix: Civil War** Prize Packs to be distributed as follows:

- For stores receiving one (1) case (1-16 players)
 - First Place
 - Second Place
 - Fellowship
 - Flex
- For stores receiving two (2) cases (17-32 players)
 - First Place
 - Second Place
 - Third Place
 - Fourth Place
 - Two (2) Fellowship
 - Two (2) Flex

Tournament Points: Players score Tournament Points (TPs) as follows:

- 3 TPs for each Round Win
- 1 TP for each Round Loss

DRAFTING INSTRUCTIONS

Download drafting instructions and other supporting documents!

<http://wizkids.com/heroclix/wp-content/uploads/sites/2/2016/04/Marvel-HeroClix-Civil-War-Storyline-Organized-Play-Tournament-Information-and-Instructions.pdf>

Seating:

- In Battle Royales, players should be seated so that they alternate between Pro- and Anti-Registration players (using the orange starting areas).
- In Team Battle Royales, both the Pro- and Anti-Registration players should be seated on the same side of the map (using the orange starting areas).
- In Swiss (2-player) games, players are seated on opposite sides of the full 2' x 3' map (using the purple starting areas on the 2' sides).

Battle Royale Faction Draft:

- Faction Determination/Seating—
 - Before opening their booster pack, players choose to be on the Pro- or Anti-Registration faction. To determine factions, players roll 2d6 to determine player order. The First player chooses the faction they wish to play and the second player is then by default the opposing faction.
- Drafting—
 - Each player receives 1 booster pack. After opening their pack and confirming contents, players:
 - Take the Neutral figure (black base) from their pack
 - Take both figures of their chosen faction from their pack (red bases figures are Pro-Registration/blue base figures are Anti-Registration)
 - Pass both figure of the opposing faction to the other player
 - Both players should end up with a team of 4 figures of their chosen faction (red or blue bases) and 1 Neutral figure (black base)

2-player Faction Draft:

- Faction Determination/Seating—
 - Before opening booster packs, players determine if they are Pro- or Anti-Registration—each Battle Royale will have 2 Pro-Registration players and 2 Anti-Registration players. To determine factions, all players roll 2d6 to determine choice order. In choice order, players choose a faction— if two players have chosen the same faction, the remaining players must choose the other faction (so there are 2 Pro-Registration players and 2 Anti-Registration players).
 - Reseat players so that the players with the highest roll of the same

faction are sitting on the same side of the table and diagonally across table from the player of the same faction who had the lower roll.

- The player who had the highest roll will be the first player and the turn order will continue clockwise around the table.
- Drafting—
 - Each player receives 1 booster pack. After opening their packs and confirming contents, players:
 - Take the Neutral figure (black base) from their pack
 - Take both figures of their chosen faction from their pack (red bases figures are Pro-Registration/blue base figures are Anti-Registration)
 - Pass both figure of the opposing faction to the player sitting opposite from them across the table (that player should be playing the opposing faction)
 - All players should end up with a team of 4 figures of their chosen faction (red or blue bases) and 1 Neutral figure (black base)

BOUNTY CARDS



Distribute one random Bounty Card to each player.

- Pro-Registration players should receive a Pro-Registration Bounty Card (Red Cards);
- Anti-Registration players should receive an Anti-Registration Bounty Card (Blue Cards).

A Victory for Our Side— If a player KOs the character shown on their Bounty Card, each player of their faction [Pro-Registration/Anti-Registration] in the tournament may heal a friendly character 1 click at the beginning of that player's next turn.

PRIZING


Monthly Prizes



Players compete to draft figures used in their Battle Royale game (for Months 1-3)

Additionally, players will compete to try and win/draft a **Marvel HeroClix: Civil War** Prize Pack which contains one (1) of six (6) different Limited Edition figures—packaged randomly.

Grand Prizes



The Grand Prize for this Storyline Organized Play series is a set of 8 exclusive Civil War Prizes for players to snake draft. At the end of Month 4, the total of all players Tournament Points (TPs) are totaled to determine the draft order.

RETAILERS

Marvel HeroClix: Civil War is a four-month Storyline Organized Play event series that will energize the HeroClix community and offer exclusive content that will not be available through any other HeroClix product or release.

Quantities are limited and the program will only be offered while supplies last! Request and order your **Marvel HeroClix: Civil War** Booster Bricks today to ensure you are ready for the most exciting organized play event of the year!

As a store participating in the Storyline Organized Play Event Series, you will need to register your store in the WizKids Information Network (“WIN”) WizKids Info Network (WIN). If you haven’t already registered your store, please make sure you visit the WizKids Information Network and click “Create New STORE Account”

As a participant in the program you will register your store and events in our database using a simple browser-based interface. The information you provide will populate our event locator that will direct visitors of www.HeroClix.com to your store to participate in the **Marvel HeroClix: Civil War** Storyline Organized Play Event Series.

After you have placed your order with your distributor, don’t forget to register and report your events in the WizKids Info Network!

Please read all of the information provided about the **Marvel HeroClix: Civil War** Storyline Organized Play Event Series in each of the drop down topics on this site— below are some topic details that are pertinent to retailers/important for retailers to know.

-
REGISTRATION:

Players will be able to sign up for a store’s **Marvel HeroClix: Civil War 2016** Storyline Organized Play events, however— as this will be an event series with limited product availability/seating— we suggest that stores accept pre-registration for the event to allow players to secure their place in each event.

-
ENTRY FEE:

The suggested pricing for this event is \$16 per player.* This covers the cost of the **Marvel HeroClix: Civil War** Storyline Organized Play Event Series booster pack that

each player will need to use to play in the event as well as the proportional cost of the Marvel HeroClix: Civil War Storyline Organized Play Event Support Pack that is needed for the maps, Bounty Cards and Prize packs.

**Entry fees where local laws allow.*

-
MAPS:

The quantities of maps provided are to support the Battle Royale formats for Months 1-3 and the Swiss tournament format for Month 4— however, please note the following:

- Stores will need to keep their maps each month in order to have the number of Marvel HeroClix: Civil War Storyline Organized Play Event Series maps to support the Swiss format event on Month 4
- Stores that opt to run Months 1-3 as Swiss format will need to provide their own additional maps to run the event

-
GRAND PRIZE ELIGIBILITY:

Players must participate in at least 2 events to be eligible to draft from the Grand Prize pool.

-
ADDITIONAL INFORMATION/SUPPORTING DOCUMENTS:

Download supporting documents! <http://wizkids.com/heroclix/wp-content/uploads/sites/2/2016/04/Marvel-HeroClix-Civil-War-Storyline-Organized-Play-Tournament-Information-and-Instructions.pdf>

Above is a link to a PDF of supporting documents— Marvel HeroClix: Civil War 2016 Storyline Organized Play Tournament Information and Instructions— that include instructions and more detailed information on the tournament structure/rules including:

- Sign-Up Sheet
- Marvel HeroClix: Civil War 2016 Storyline Organized Play Tournament Structure Overview
- Marvel HeroClix: Civil War 2016 Storyline Organized Play Battle Royale Tournament Game Rules & Instructions (For Months 1-3)
- Marvel HeroClix: Civil War 2016 Storyline Organized Play Swiss Pairing Tournament Game Rules & Instructions (For Month 4)
- Marvel HeroClix: Civil War 2016 Storyline Organized Play Battle Royale & Team Battle Royale Drafting Instructions

- Marvel HeroClix: Civil War 2016 Storyline Organized Play Head-to-Head Swiss Pairing Faction Drafting Instructions
- Marvel HeroClix: Civil War 2016 Storyline Organized Play Event Series Tournament Point Tracking Sheet
- FAQ (Frequently Asked Questions)

IMPORTANT DATES FOR STORES

Marvel HeroClix: Civil War OP Events begin

June 2016

The Marvel HeroClix: Civil War OP Events are designed to run one event per month (stores receiving 2 or more cases may opt to run multiple events within the same calendar month).

Stores must schedule their Marvel HeroClix: Civil War OP Events at least 2 weeks prior to each of their events— though stores should consider scheduling all of their Marvel HeroClix: Civil War OP Events in advance of their first events so players may plan accordingly.