


STEM ROBOTICS SEMINAR



- Educator Guide -




SCIENCE TECHNOLOGY ENGINEERING MATHEMATICS



339-202-9007 | 339-202-9008


ng.ma.maarng.mbx.rrf-marketing-support@mail.mil

S.T.E.M. ROBOTICS SEMINAR OVERVIEW






Overview




science



engineering



technology



mathematics

Why STEM?

The Massachusetts National Guard is America's oldest and most storied military organization. For nearly four centuries, local Soldiers here in the Commonwealth have served not only as protectors but also as mentors within their communities. We are doctors, lawyers, mechanics, students, and teachers. Our job has always been to improve the livelihood of our neighbors here at home, regardless of where our missions may take us.

As our extended global presence scales down, we see this time as an opportunity to turn our resources inward to serve as a built-in benefit to our own citizens and communities. By focusing on STEM skills and careers, we are able to best utilize the expertise of our members and the incredible advancements of our assets. We recognize that for the future scientists, engineers, code breakers, and mathematicians out there, setting out on the right path is vital to success. We're looking to help spark an interest in STEM for the next great pioneers who will soon be shaping our communities, country, and world.



Overview



What is the STEM Robotics Seminar?

The Massachusetts National Guard S.T.E.M. Robotics Seminar is a completely mobile learning laboratory capable of delivering our presentation to groups of any size, in any setting. The program challenges teams of students to design, construct, and pilot original robotic creations in a healthy, competitive classroom setting.

Our fully self-sufficient rolling laboratory allows our team to bring the experience to any school or community event across the Commonwealth. Presentations can be conducted indoors or outdoors and can be scaled and/or adapted to any time constraints or preexisting curricula. The program has been certified by the Homeland Security Institute, sanctioning us to present all successful participants with an official certificate of completion.

As with all of our Enhanced School Programs, the seminar is presented at co-cost. We are happy to bring our resources to communities and institutions as part of our outreach programs in order to share education, experience, and assets across the state.



Overview



What is USAR?

The Urban Search & Rescue (USAR) Robotics Challenge is a national standardized robotics competition hosted by **SkillsUSA**. The program enables students to create a mobile robot like those employed by emergency service personnel (fire, police, and military). The robot is designed to secure an area by locating, neutralizing, moving, and disposing of explosive materials. The demand for designers, skilled technicians, and manufacturing workers who are fluent in mechanical design and electrical systems and highly skilled in troubleshooting and maintenance of robotic systems is projected to continue to grow. The current generation of students is expected to take artificial intelligence and robotics into the evolving world of emergency services, finding new ways to help trained personnel react more quickly and effectively. **It is imperative that our future labor force be on the leading edge of current and emerging technologies and possess the technical and team skills necessary to maintain industry leadership in design, manufacture, maintenance, and operation of life-saving robotic equipment.**



The Seminar



PITSCO EDUCATION

Our instructors are subject matter experts and have been certified through the *PITSCO Robotics* Professional Development Seminar to instruct everyone from beginners to experienced robotics students.


The seminar is typically conducted as a half or full-day course. It has been certified by the Homeland Security Institute and all participants receive certificates.

The program is completely scalable and can be presented as a simple demonstration/familiarization or a full-week course of study.






The Kits



We have worked closely with **PITSCO Education** and other corporate partners to create a state-of-the-art robotics program. These kits provide first-time builders with the tools and guidance they need to construct a functional robot and also offers advanced users advanced user the freedom to innovate and create robotic works of art.



The kits feature heavy-duty, aircraft-grade aluminum elements for construction, powerful drive motors, and expandable capabilities. Kits include cameras and transponders to allow participants to pilot their creations remotely from inside the command center or portable rolling television unit. Robots can be prebuilt to reduce class time or for unfamiliar participants.


Our program can be specialized for a variety of classes. Engineering students can design their creations from scratch using CAD models. Computer technology classes can take the program a step further by programming the movements and capabilities through coding. A virtual reality component will be launched this fall.




The Competition



Participants must work in pairs. The object of the competition is to discover, retrieve, and return a piece of simulated ordnance from inside of our two-story obstacle course. Courses can be adapted for indoor or outdoor use and can be scaled up or down to meet classroom restrictions.



We can run four of our collapsible obstacle courses simultaneously to allow for maximum participation.




One partner acts as a spotter, relaying instruction to the pilot, who must navigate the course using a live video feed directly from their robot.



The Mobile Laboratory



Our fully-mobile 35' trailer is a completely self-sufficient rolling laboratory which can be presented anywhere, in any setting, across the Commonwealth.



Custom-built rolling assembly stations allows up to sixteen simultaneous teams to design and construct their robotic creations.



The lab contains everything necessary to instruct the full seminar and enables four simultaneous teams to navigate four separate obstacle courses via remote control and video feed.




Partners in Education



We have partnered with dozens of educational institutions, corporations, and non-profit organizations to bring the STEM Robotics Seminar to over **32,000** participants!



The program was featured as the main stage display at the **2017 Boston Hub Week Robotics Block Party**.



We have partnered with the **FTC World Champion Brainstormers 8644 Robotics Team** to evolve our program and keep it at the cutting-edge of robotics education.



The seminar was designed and built from the ground up to support our growing relationship with **Massachusetts SkillsUSA**. We are proud to support them at every District Conference as well as their full three-day State Competition.



In the Media

The STEM Robotics Seminar has been featured in many local newspapers, websites, and social media blogs across the Commonwealth. The program recently appeared in NETWORK magazine and will be featured on the cover of the July 2018 SERVO Magazine!

Design • Build • Program • Learn • Compete

SERVO
MAGAZINE
July/August 2018

FOR THE ROBOT INNOVATOR
www.servomagazine.com

A New Ally Delivering STEM To Students

SCIENCE TECHNOLOGY
ENGINEERING MATHEMATICS

Discover Your Strength Through Opportunity
visit us at nationalguard.com

Massachusetts Army National Guard

ROBOTICS: URBAN SEARCH & RESCUE

SERVO MAGAZINE STORE MAGAZINE SUBSCRIPTIONS COMMUNITY ROBO LINKS CONTACT DIGITAL EDITION

Let the Hardware Do the Hard Work
powered by the most advanced embedded control systems

MASSACHUSETTS ARMY NATIONAL GUARD TAKES THE LEAD WITH THE URBAN SEARCH & RESCUE COMPETITION

By Cody White | View in Digital Edition

MIND/IRON
A Robotics Infrastructure for the Experienced Hardware Essentials

I'm often asked for a shopping list for the robotics technologies essential to a high school robotics program. It's a tough question because, well, it depends. It depends on the year of robot you're talking about: crawler, 3x accumulator arm, for example. It also depends on whether the goal is to learn programming techniques, hardware design and construction, or a combination of the two.

The Mashpee Enterprise

Mashpee Students Learn Robotics With Massachusetts Army National Guard

By HANNAH SCHUSTER | Jun 8, 2018

Home Mashpee Mashpee News

For wood Inks

ENLIGHTEN UP YOUR SPRING...
Sage Ink...
Sage Ink...
Sage Ink...

Assabet Valley @AssabetValley · Feb 12
Urban Search & Rescue Robotics Challenge s Army National Guard. STEM Robotics @MANationalGuard @MarBPatch @WestboroughNews @Assabet

BEDFORD, MA - Providing students with hands-on robotics experience opens doors to the future. Strengthening STEM education is a top priority for the state, and the knowledge they will need to tackle tomorrow's issues. Unfortunately, not all schools have the resources to provide these experiences. Now, thanks to a partnership with the Massachusetts Army National Guard, the Guard has provided a unique opportunity for students to learn about robotics and STEM careers. The Guard has long provided a range for STEM resources. Over the years, the Guard has partnered with several education organizations in its effort to attract talented, technically-minded young people. It was through a partnership with SALLASAP that the Massachusetts Army National Guard became aware of a perfect opportunity to help schools meet their needs: Robotics, Urban Search & Rescue.

In this robotics competition, created and sponsored by Pitsco Education, teams of students design and operate remote-controlled robots through simulated disaster areas, seeking "ladder" equipment and a missing "officer."

One point of interest was the overlap with the Guard's expertise: It maintains multiple explosive ordinance disposal

BCDC teams and works with bomb squads in state law enforcement agencies.

"I have classes and these state (right) into our mission," said Sergeant First Class Geoffrey Allen of the Guard's recruiting and retention battalion. "You can really bridge the gap between the robotics students and what we would use in a real-world scenario for our own search-and-rescue mission."

As of 2018, the Massachusetts Army National Guard is taking the lead with Urban Search & Rescue in the state. The Guard is providing dedicated training sites with competition courses for district and state leadership meets for SALLASAP and is running the summer camps.

But that isn't all. To increase STEM access, the organization is also bringing its trainers and TETRIX robotics sets to schools that lack resources to become involved in the competition.

THE FULL EXPERIENCE
The program has had only a short run, but the interest level from schools has been, in a word, fantastic. The traveling trailers have been booked weeks in advance.

— The Massachusetts Army National Guard

Massachusetts Army National Guard takes lead with USAR

TETRIX® materials strengthen statewide effort with Urban Search & Rescue competition

BCDC teams and works with bomb squads in state law enforcement agencies.

"I have classes and these state (right) into our mission," said Sergeant First Class Geoffrey Allen of the Guard's recruiting and retention battalion. "You can really bridge the gap between the robotics students and what we would use in a real-world scenario for our own search-and-rescue mission."

As of 2018, the Massachusetts Army National Guard is taking the lead with Urban Search & Rescue in the state. The Guard is providing dedicated training sites with competition courses for district and state leadership meets for SALLASAP and is running the summer camps.

But that isn't all. To increase STEM access, the organization is also bringing its trainers and TETRIX robotics sets to schools that lack resources to become involved in the competition.

THE FULL EXPERIENCE
The program has had only a short run, but the interest level from schools has been, in a word, fantastic. The traveling trailers have been booked weeks in advance.

— The Massachusetts Army National Guard

Sutton High School @Sutton_HS · May 17
Thanks @MANationalGuard for bringing their robotics team to Sutton today!

1 1 13

Amanda Hough @amandahough6 · Jun 8
The #STEM Robotics Trailer @MANationalGuard provided 50 #Mashpee Ss the opportunity to build 9 robots in 4 hours and test them on an obstacle course in my book that's a #WIN #GreatDay #Huge Thank You

10 13

Check out this @TETRIXRobotics story on the #PitscoBlog.

National Guard helps mobilize robotics in Massachusetts
Massachusetts National Guard partners to expand robotics education opportunities statewide with TETRIX® robotics and USAR competition.
blog.pitsco.com

3 5



CURRICULUM



LESSON PLAN FOR HIGH SCHOOL AND COLLEGE STUDENTS

MA NATIONAL GUARD S.T.E.M. ROBOTICS SEMINAR

Level: Grades 9-12+

Lesson Duration: 3 hours (flexible)

Lesson Objectives:

After this seminar, if presented in its entirety, students will have demonstrated basic literacy in all four STEM disciplines, most notably Technology and Engineering. The course of study provides a basic understanding of modern robotics as well as the fundamentals of mechanical engineering.

Summary of Tasks:

Instructor(s) will facilitate as students:

- Participate in collaborative discussion in order to design robotics based on information provided by written materials and teacher/instructor suggestion
- Practice technical proficiency by following detailed written instruction while also innovating artistically in a healthy, competitive environment.
- Get hands-on experience constructing components, and eventually an assembly of, robotics of their own architecture. Students will take turns as group leaders and are encouraged to participate at every stage.
- Adapt to sudden changes and challenges as building materials are broken, repurposed or become scarce during construction and event rehearsal.
- See their projects come to life as they navigate custom-built obstacle courses via remote control and video feeds.
- Attempt a unique mission, designed to fit classroom time and dimensional requirements, in which their creations will compete with each other to measure their creativity and technical retention.

Equipment / Materials:


The seminar is hosted in and around a fully-mobile 35' command center/laboratory trailer which is self-sufficient, and can provide a full seminar experience to up to 60 simultaneous students. Participants are provided with a full robotics set which includes all components, transmitters/receivers, batteries, and video equipment required to build and operate an infinite number of possible robotic creations.

Extension Activity Ideas for Educators:

1. Students can pre-design robotics using CAD software or analog drafting techniques.
2. Given a digital overview of the obstacle course, ask students how they would best design a robot to navigate successfully. What would work well? What would not?
3. Host an open-forum, follow-on discussion to allow students to discuss best practices.
4. Expand the seminar to include other classes, such as Engineers to build obstacles, 3D printing of components, Law Enforcement to design a mission, etc.



ACADEMIC SKILLS: Math




Math Skills

- Students use fractions in contextual applications to solve problems.
- Students use percentages in contextual applications to solve problems.
- Students solve problems through the contextual application of proportions.
- Students measure time, distance, and angles within contextual problem-solving applications.
- Students simplify numeric expressions.
- Students use comparisons, predictions, and inferences in analyzing data to solve a problem.
- Students utilize modeling techniques to solve problems.
- Students write and solve algebraic expressions in one or more variables.
- Students use derived measurements to solve problems.



ACADEMIC SKILLS: Science




Science Skills

- Students apply the scientific method to plan and conduct experiments.
- Students apply knowledge of heat, sound, mechanical, chemical, electrical, and light energy within contextual problem-solving applications.
- Students apply knowledge of kinetic and potential energy in contextual applications to solve problems.
- Students apply knowledge of Newton's laws of motion to solve problems.
- Students apply knowledge of simple and compound machines to solve problems.
- Students apply knowledge of gears, motors, and linkages to solve problems within contextual applications.
- Students apply scientific knowledge within the engineering design process.
- Students apply knowledge of force and motion concepts in contextual problem solving.



ACADEMIC SKILLS: Engineering



Engineering Skills

- Students apply the engineering design process to solve a contextual problem.
- Students apply the principles of circuit analysis.
- Students apply the elements of circuit design and construction.
- Students understand and apply energy and power types, sources, and conversions.
- Students apply methods of maintaining, servicing, troubleshooting, and repairing systems.
- Students apply skills and techniques related to building, repairing, and maintaining robotic mechanisms.
- Students apply techniques and technologies related to the production of technical drawings.
- Students apply basic mechanical skills related to robotic design, construction, and troubleshooting.
- Students understand and apply knowledge of safety during construction and use of equipment.
- Students apply problem-solving and engineering-design processes to solve unforeseen challenges.



ACADEMIC SKILLS: Language Arts



Language Arts Skills

- Students make effective use of spoken, written, and visual communications with team members within the problem-solving and engineering-design processes.
- Students make effective use of spoken, written, and visual communications with a variety of audiences.
- Students use appropriate information resources within the research-and-design process.
- Students organize and synthesize information for use in research-and-design processes and informal presentations.
- Students demonstrate the ability to correctly read and interpret rules, instructions, and specifications within the robotic challenge.
- Students demonstrate the proper use of language, both written and verbal.

LESSON PLAN





LESSON PLAN: Full Day



00 – 30min || Introduction

A brief explanation of the history of robotics and the evolution of their presence in our society. The instructor(s) will review examples of the role of robotics in the military as well as government and civilian organizations. They will explain the purpose of the seminar and introduce the elements, tools, and components. Students will be broken up into pairs or small groups. The instructor(s) will describe proper techniques and best practices for assembly, wiring, and motor hub placement.

30min – 03hr || Construction

Participants will design and assemble their creations from the ground up. Depending on the students' familiarity, they will choose to stick with the suggested models contained in their instruction books, or design their own. Instructor(s) will monitor progress, provide advice, and assist with any mechanical issues that may arise.

03hr – 03hr 30min || Lunch

During this time, the obstacle course(s) will be assembled and placed by the instructor(s).

03hr 30min – 04hr 30min || Construction

Instructor(s) will assist with the mounting of cameras and give final spot corrections to the students' robots.

04hr 30min – 06hr || Competition

Teams select a driver and a spotter. The driver will operate the robot by video feed while communicating with the spotter via radio headset. Remaining team members will be on hand with tools for emergency "pit crew" robot repairs.

06hr – 06hr 30min || Awards & Review

Students will break down and repack their robots into their travel cases. Teams with the fastest times will be awarded special incentives. All participants will receive a participatory item as well as a certificate from the National Guard and the Homeland Security Institute. Students are encouraged to review their performance and offer suggestions for future improvements.

This above is an example timeline. The program is completely scalable to accommodate existing class structures and time constraints. The seminar can be conducted indoors or out, utilizing our mobile laboratory or smaller rolling elements.

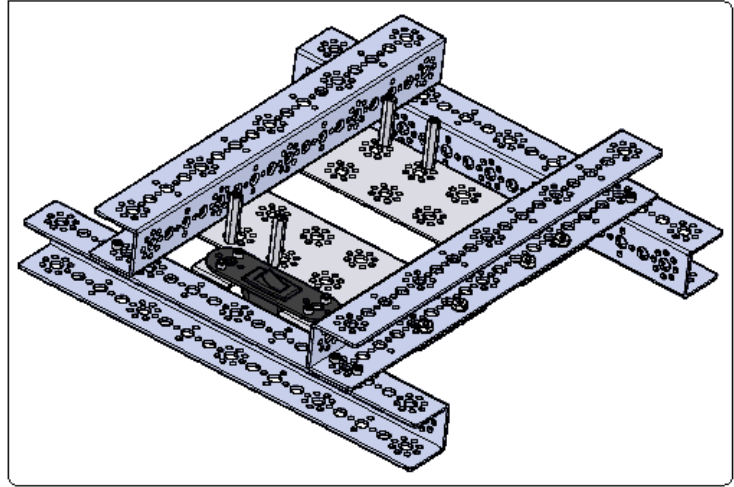


ROBOT BULDING PHASES: Full Day

PHASE 1:

- BASIC FRAME OF BASE BUILT
- SWITCH IS MOUNTED
- FLAT PLATES AND AXEL RODS ASSEMBLED

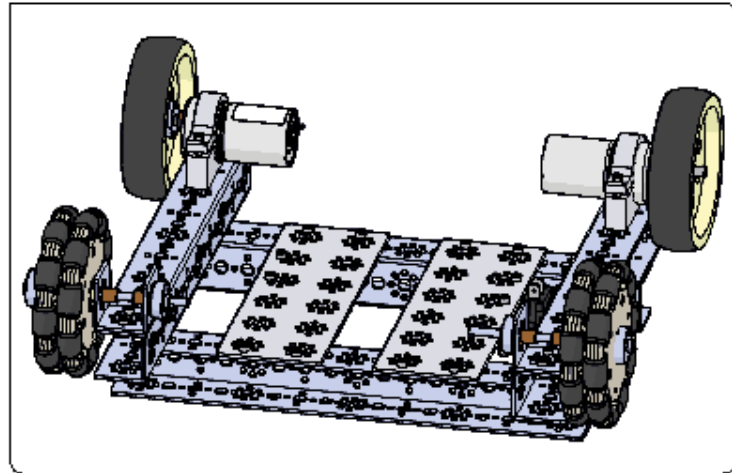
ELAPSED CONSTRUCTION TIME: ~45 MIN



PHASE 2:

- OMNI WHEELS ASSEMBLED
- MOTORS AND MOTOR MOUNTS INSTALLED
- MOTOR WHEELS MOUNTED

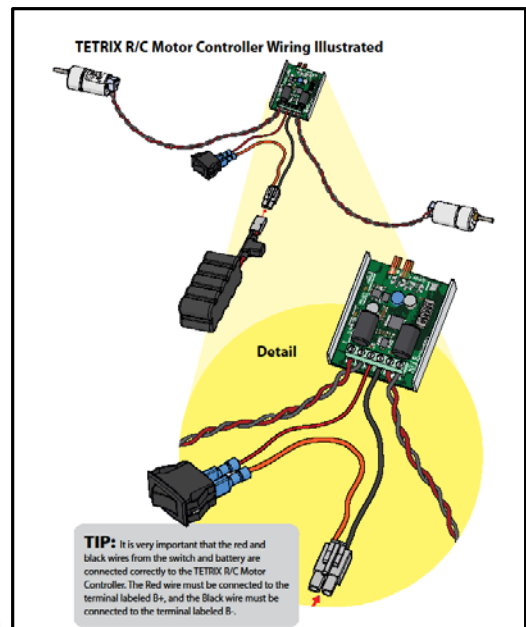
ELAPSED CONSTRUCTION TIME: ~80 MIN



PHASE 3:

- MOTOR CONTROLLER WIRED
- BATTERIES INSTALLED
- CAMERA MOUNTED
- REMOTE CONTROL LINKED TO RECEIVER

ELAPSED CONSTRUCTION TIME: ~120 MIN





LESSON PLAN: ½ Day



00 – 15 min || Introduction

A brief explanation of the history of robotics and the evolution of their presence in our society. The instructor(s) will review examples of the role of robotics in the military as well as government and civilian organizations. They will explain the purpose of the seminar and introduce the elements, tools, and components. Students will be broken up into pairs or small groups. The instructor(s) will describe proper techniques and best practices for assembly, wiring, and motor hub placement. Universal elements of the robots will be partially preassembled in order to reduce the time required for construction.

15min – 2hr 15 min || Construction

Participants will design and assemble their creations utilizing a preassembled base deck. Depending on the students' familiarity, they will choose to continue with the suggested models contained in their instruction books, or design their own. Instructor(s) will monitor progress, provide advice, and assist with any mechanical issues that may arise. Instructor(s) will assist with the mounting of cameras and give final spot corrections to the students' robots.

2hr 15min – 3hr || Competition

Teams select a driver and a spotter. The driver will operate the robot by video feed while communicating with the spotter via radio headset. Remaining team members will be on hand with tools for emergency "pit crew" robot repairs.

03hr – 3hr 15min || Awards & Review

Students will break down and repack their robots into their travel cases. Teams with the fastest times will be awarded special incentives. All participants will receive a participatory item as well as a certificate from the National Guard and the Homeland Security Institute. Students are encouraged to review their performance and offer suggestions for future improvements.

This above is an example timeline. The program is completely scalable to accommodate existing class structures and time constraints. The seminar can be conducted indoors or out, utilizing our mobile laboratory or smaller rolling elements.

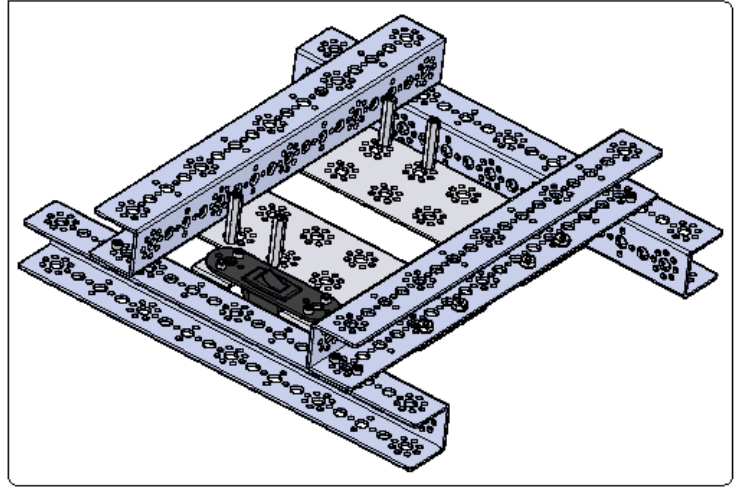


ROBOT BUILDING PHASES: 1/2 Day

PHASE 1:

- BASIC FRAME OF BASE BUILT
- SWITCH IS MOUNTED
- FLAT PLATES AND AXEL RODS ASSEMBLED

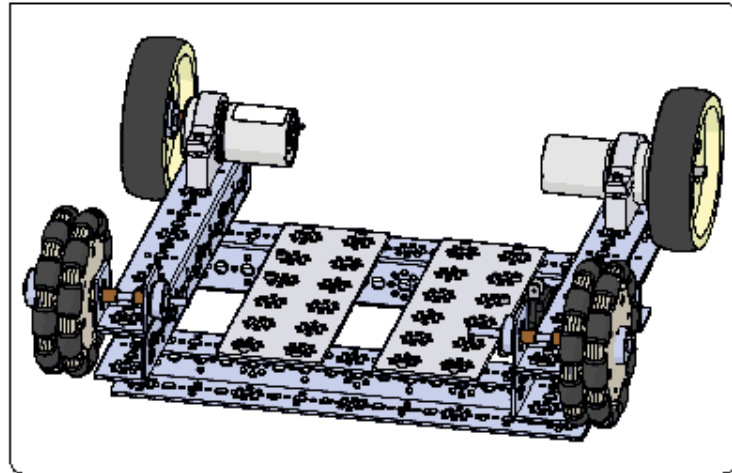
PHASE 1 IS COMPLETED BY INSTRUCTOR(S) PRIOR TO THE START OF CLASS IN ORDER TO REDUCE CONSTRUCTION TIME



PHASE 2:

- OMNI WHEELS ASSEMBLED
- MOTORS AND MOTOR MOUNTS INSTALLED
- MOTOR WHEELS MOUNTED

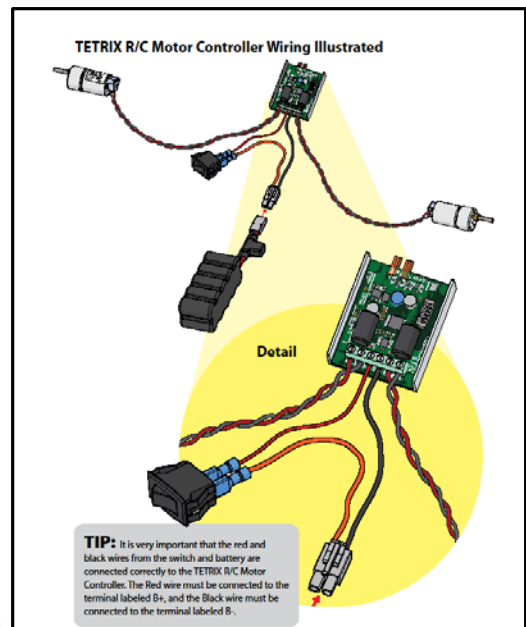
ELAPSED CONSTRUCTION TIME: ~45 MIN



PHASE 3:

- MOTOR CONTROLLER WIRED
- BATTERIES INSTALLED
- CAMERA MOUNTED
- REMOTE CONTROL LINKED TO RECEIVER

ELAPSED CONSTRUCTION TIME: ~90 MIN





@MANATIONALGUARD