

Weatherly 136

MC14-NMC

June 2014

Supersedes Catalog No. MC12-NMC



Master Cylinder Illustration Guide

Import & Domestic Passenger Cars,
Light Trucks and Medium Duty Trucks



BRAKES

New Master Cylinder Reservoirs

NAPA Brakes NEW Master Cylinder Reservoirs

NAPA Brakes New Master Cylinder Reservoirs are the perfect complement to the NAPA Proformer Remanufactured Master Cylinder program, along with the entire NAPA Brakes category. **Don't lose reservoir sales to the new car dealer!** Our 136 SKUs cover 57% of all reman master cylinder sales. You now have the ability to capture sales that would typically go to the O.E. dealer.

Features of this program include:

- Reservoirs are sold separately, allowing your customers to choose whether or not they need one with their master cylinder purchases.
- Reservoirs sold with NAPA Proformer Master Cylinders are a cost-effective option as compared to a complete new assembly.
- NAPA reservoirs and master cylinders are designed to perform equal to or better than their O.E. counterparts.
- A rubber grommet installation kit is included for quick and easy installation on the master cylinder.
- Reservoirs include all necessary internal sensors for optimal performance.

Check out the latest part numbers introduced:

Reservoir	Master Cylinder	Vehicle Population	Reservoir	Master Cylinder	Vehicle Population
M3413RSV	P3413	2,851,850	M3409RSV	P3228	822,134
	P3414			P3282	
	P3806			P3377	
	P3409				
M2608RSV	P2421	55,659	M3555RSV	P3474	1,032,784
	P2548			P3483	
	P2608			P3555	
	P3220				
M2906RSV	P2895	511,681			
	P2897				
	P2906				
	P3260				
M3325RSV	P3322	934,192			
	P3324				
	P3325				



For more information, contact your NAPA Brakes DSM.

REMANUFACTURED & NEW MASTER CYLINDERS ILLUSTRATION GUIDE

TABLE OF CONTENTS

Image Identification Guide	
New Master Cylinders	2-30
Remanufactured Master Cylinders	30-75
New Reservoirs	75-78
Specification Guide	
Part Number Order	79-113
Aluminum Casting by Bore Size	114-137
Cast Iron Casting by Bore Size	138-147
Casting Number Cross Reference	148-171
Reservoir Cross Reference	172

IDENTIFICATION GUIDE

SPECIFICATION GUIDE

CASTING CROSS REF.

RESERVOIR CROSS REF.

For Technical Service, call 888-876-6272







































The sole intent of this catalog is to aid the NAPA AUTO PARTS stores and their customers in the resale of the automotive and automotive related parts. This catalog, or any part thereof, may not be reproduced in any form without written permission of the National Automotive Parts Association. (NAPA).
 Copyright ©2014 by the National Automotive Parts Association
 2999 Circle 75 Parkway, Atlanta, GA 30339

MASTER CYLINDER ILLUSTRATION GUIDE

Illustrations are provided for reference and general appearance only. Using this guide does not guarantee fit or function for non-catalogued or non-automotive purposes and if used as such, no warranty, express or implied, is provided.

IDENTIFICATION GUIDE





































MASTER CYLINDERS - NEW

					
M544	M661	M681	M1050	M1843	M1874
					
M1874M	M1879	M1880	M1890	M1902	M1914
					
M1922	M1926	M1929	M1930	M1935	M1937
					
M1939	M1940	M1941	M1944	M1947	M1949
					
M1955	M1956	M1974	M2026	M2032	M2036
					
M2039	M2040	M2044M	M2049	M2056	M2062

MASTER CYLINDER ILLUSTRATION GUIDE

Illustrations are provided for reference and general appearance only. Using this guide does not guarantee fit or function for non-catalogued or non-automotive purposes and if used as such, no warranty, express or implied, is provided.

MASTER CYLINDERS - NEW





































 M2063	 M2066	 M2067	 M2069	 M2070	 M2072
 M2076	 M2077	 M2080	 M2085	 M2102	 M2110
 M2122	 M2123	 M2127	 M2132	 M2133	 M2134
 M2135	 M2139	 M2153	 M2154	 M2163	 M2165
 M2168	 M2178	 M2179	 M2189	 M2194	 M2198
 M2204	 M2209	 M2216	 M2218	 M2219	 M2220

MASTER CYLINDER ILLUSTRATION GUIDE

Illustrations are provided for reference and general appearance only. Using this guide does not guarantee fit or function for non-catalogued or non-automotive purposes and if used as such, no warranty, express or implied, is provided.

IDENTIFICATION GUIDE

MASTER CYLINDERS - NEW

					
M2221	M2222	M2227	M2229	M2232	M2233
					
M2269	M2272	M2273	M2278	M2282	M2283
					
M2284	M2285	M2289	M2290	M2296	M2300
					
M2309	M2315	M2326	M2327	M2328	M2338
					
M2352	M2356	M2363	M2373	M2379	M2380
					
M2385	M2390	M2401	M2405	M2407	M2408

MASTER CYLINDER ILLUSTRATION GUIDE

Illustrations are provided for reference and general appearance only. Using this guide does not guarantee fit or function for non-catalogued or non-automotive purposes and if used as such, no warranty, express or implied, is provided.

MASTER CYLINDERS - NEW

					
M2411	M2414	M2416	M2421	M2423	M2424
					
M2426	M2427	M2428	M2432	M2440	M2444
					
M2445	M2448	M2454	M2455	M2456	M2457
					
M2458	M2463	M2468	M2472	M2474	M2476
					
M2477	M2480	M2481	M2482	M2483	M2485
					
M2488	M2492	M2496	M2500	M2501	M2505

MASTER CYLINDER ILLUSTRATION GUIDE

Illustrations are provided for reference and general appearance only. Using this guide does not guarantee fit or function for non-catalogued or non-automotive purposes and if used as such, no warranty, express or implied, is provided.

IDENTIFICATION GUIDE





































MASTER CYLINDERS - NEW

 M2506	 M2513	 M2522	 M2526	 M2528	 M2530
 M2531	 M2532	 M2533	 M2534	 M2535	 M2538
 M2548	 M2558	 M2559	 M2565	 M2568	 M2569
 M2580	 M2589	 M2590	 M2593	 M2594	 M2596
 M2601	 M2608	 M2609	 M2610	 M2611	 M2657
 M2751	 M2753	 M2757	 M2758	 M2760	 M2764

MASTER CYLINDER ILLUSTRATION GUIDE

Illustrations are provided for reference and general appearance only. Using this guide does not guarantee fit or function for non-catalogued or non-automotive purposes and if used as such, no warranty, express or implied, is provided.

MASTER CYLINDERS - NEW





































 M2766	 M2772	 M2774	 M2775	 M2779	 M2781
 M2782	 M2784	 M2787	 M2788	 M2790	 M2793
 M2794	 M2796	 M2797	 M2798	 M2799	 M2805
 M2807	 M2809	 M2814	 M2818	 M2821	 M2822
 M2825	 M2826	 M2827	 M2829	 M2831	 M2837
 M2840	 M2842	 M2844	 M2854	 M2855	 M2860

MASTER CYLINDER ILLUSTRATION GUIDE

Illustrations are provided for reference and general appearance only. Using this guide does not guarantee fit or function for non-catalogued or non-automotive purposes and if used as such, no warranty, express or implied, is provided.

IDENTIFICATION GUIDE





































MASTER CYLINDERS - NEW

 M2861	 M2864	 M2866	 M2867	 M2872	 M2875
 M2877	 M2878	 M2892	 M2893	 M2894	 M2895
 M2897	 M2898	 M2902	 M2903	 M2904	 M2906
 M2916	 M2923	 M2924	 M2925	 M2926	 M2927
 M2928	 M2938	 M2944	 M2954	 M2960	 M2963
 M2989	 M2993	 M2996	 M2997	 M2998	 M3007

MASTER CYLINDER ILLUSTRATION GUIDE

Illustrations are provided for reference and general appearance only. Using this guide does not guarantee fit or function for non-catalogued or non-automotive purposes and if used as such, no warranty, express or implied, is provided.

MASTER CYLINDERS - NEW





































 M3009	 M3010	 M3011	 M3012	 M3013	 M3014
 M3015	 M3016	 M3017	 M3020	 M3023	 M3024
 M3025	 M3029	 M3032	 M3035	 M3054	 M3062
 M3063	 M3065	 M3066	 M3068	 M3069	 M3071
 M3072	 M3073	 M3074	 M3078	 M3079	 M3080
 M3081	 M3083	 M3085	 M3086	 M3090	 M3092

MASTER CYLINDER ILLUSTRATION GUIDE

Illustrations are provided for reference and general appearance only. Using this guide does not guarantee fit or function for non-catalogued or non-automotive purposes and if used as such, no warranty, express or implied, is provided.

IDENTIFICATION GUIDE





































MASTER CYLINDERS - NEW

 M3093	 M3094	 M3095	 M3096	 M3099	 M3100
 M3107	 M3108	 M3109	 M3110	 M3111	 M3112
 M3113	 M3114	 M3117	 M3118	 M3119	 M3122
 M3123	 M3125	 M3127	 M3129	 M3131	 M3132
 M3133	 M3134	 M3135	 M3136	 M3138	 M3140
 M3141	 M3144	 M3147	 M3151	 M3153	 M3154

MASTER CYLINDER ILLUSTRATION GUIDE

Illustrations are provided for reference and general appearance only. Using this guide does not guarantee fit or function for non-catalogued or non-automotive purposes and if used as such, no warranty, express or implied, is provided.

MASTER CYLINDERS - NEW





































					
M3155	M3156	M3157	M3158	M3159	M3160
					
M3161	M3162	M3163	M3164	M3165	M3166
					
M3167	M3168	M3172	M3174	M3180	M3181
					
M3185	M3186	M3188	M3189	M3190	M3191
					
M3200	M3201	M3202	M3203	M3205	M3206
					
M3208	M3209	M3210	M3215	M3217	M3218

MASTER CYLINDER ILLUSTRATION GUIDE

Illustrations are provided for reference and general appearance only. Using this guide does not guarantee fit or function for non-catalogued or non-automotive purposes and if used as such, no warranty, express or implied, is provided.

IDENTIFICATION GUIDE





































MASTER CYLINDERS - NEW

 M3219	 M3220	 M3221	 M3222	 M3223	 M3227
 M3228	 M3229	 M3231	 M3233	 M3234	 M3235
 M3237	 M3239	 M3240	 M3241	 M3242	 M3244
 M3245	 M3246	 M3247	 M3248	 M3249	 M3251
 M3253	 M3258	 M3259	 M3260	 M3261	 M3262
 M3264	 M3265	 M3271	 M3272	 M3274	 M3279

MASTER CYLINDER ILLUSTRATION GUIDE

Illustrations are provided for reference and general appearance only. Using this guide does not guarantee fit or function for non-catalogued or non-automotive purposes and if used as such, no warranty, express or implied, is provided.

MASTER CYLINDERS - NEW





































 M3280	 M3281	 M3282	 M3284	 M3285	 M3286
 M3287	 M3288	 M3289	 M3290	 M3291	 M3292
 M3294	 M3298	 M3303	 M3305	 M3306	 NMAM3307
 M3308	 M3309	 M3310	 M3311	 M3313	 M3314
 M3315	 M3316	 M3317	 M3319	 M3321	 M3322
 M3324	 M3325	 M3326	 M3327	 M3328	 M3329

MASTER CYLINDER ILLUSTRATION GUIDE

Illustrations are provided for reference and general appearance only. Using this guide does not guarantee fit or function for non-catalogued or non-automotive purposes and if used as such, no warranty, express or implied, is provided.

IDENTIFICATION GUIDE





































MASTER CYLINDERS - NEW

 M3330	 M3331	 M3333	 M3334	 M3337	 M3345
 M3348	 M3349	 M3350	 M3351	 M3352	 M3353
 M3354	 M3360	 M3371	 M3372	 M3373	 M3374
 M3375	 M3376	 M3377	 M3378	 M3379	 M3382
 M3387	 M3388	 M3389	 M3390	 M3391	 M3392
 M3395	 M3396	 M3397	 M3400	 M3402	 M3405

MASTER CYLINDER ILLUSTRATION GUIDE

Illustrations are provided for reference and general appearance only. Using this guide does not guarantee fit or function for non-catalogued or non-automotive purposes and if used as such, no warranty, express or implied, is provided.

MASTER CYLINDERS - NEW





































 M3409	 M3410	 M3411	 M3412	 M3413	 M3414
 M3415	 M3416	 M3417	 M3418	 M3419	 M3420
 M3421	 M3422	 M3424	 M3425	 M3427	 M3428
 M3429	 M3430	 M3431	 M3432	 M3434	 M3435
 M3436	 M3437	 M3438	 M3440	 M3441	 M3442
 M3459	 M3463	 M3464	 M3465	 M3467	 M3468

MASTER CYLINDER ILLUSTRATION GUIDE

Illustrations are provided for reference and general appearance only. Using this guide does not guarantee fit or function for non-catalogued or non-automotive purposes and if used as such, no warranty, express or implied, is provided.

IDENTIFICATION GUIDE





































MASTER CYLINDERS - NEW

 M3469	 M3470	 M3471	 M3472	 M3473	 M3474
 M3475	 M3476	 M3477	 M3479	 M3480	 M3481
 M3482	 M3483	 M3484	 M3485	 M3486	 M3487
 M3488	 M3489	 M3490	 M3491	 M3492	 M3493
 M3494	 M3495	 M3496	 M3497	 M3498	 M3499
 M3500	 M3501	 M3502	 M3503	 M3504	 M3505

MASTER CYLINDER ILLUSTRATION GUIDE

Illustrations are provided for reference and general appearance only. Using this guide does not guarantee fit or function for non-catalogued or non-automotive purposes and if used as such, no warranty, express or implied, is provided.

MASTER CYLINDERS - NEW





































 M3506	 M3507	 M3508	 M3509	 M3510	 M3511
 M3512	 M3513	 M3514	 M3516	 M3517	 M3518
 M3519	 M3520	 M3522	 M3523	 M3524	 M3525
 M3526	 M3527	 M3528	 M3529	 M3530	 M3532
 M3533	 M3534	 M3535	 M3536	 M3537	 M3538
 M3540	 M3541	 M3542	 M3543	 M3544	 M3545

MASTER CYLINDER ILLUSTRATION GUIDE

Illustrations are provided for reference and general appearance only. Using this guide does not guarantee fit or function for non-catalogued or non-automotive purposes and if used as such, no warranty, express or implied, is provided.

IDENTIFICATION GUIDE





































MASTER CYLINDERS - NEW

 M3548	 M3549	 M3550	 M3551	 M3552	 M3553
 M3555	 M3556	 M3557	 M3559	 M3561	 M3561M
 M3562	 M3563	 M3566	 M3569	 M3570	 M3576
 M3580	 M3581	 M3584	 M3585	 M3587	 M3589
 M3590	 M3592	 M3596	 M3598	 M3599	 M3600
 M3604	 M3605	 M3606	 M3607	 M3609	 M3616

MASTER CYLINDER ILLUSTRATION GUIDE

Illustrations are provided for reference and general appearance only. Using this guide does not guarantee fit or function for non-catalogued or non-automotive purposes and if used as such, no warranty, express or implied, is provided.

MASTER CYLINDERS - NEW





































 M3621	 M3622	 M3625	 M3628	 M3630	 M3632
 M3633	 M3634	 M3635	 M3636	 M3637	 M3638
 M3639	 M3640	 M3641	 M3642	 M3642M	 M3643
 M3645	 M3648	 M3651	 M3651B	 M3652	 M3653
 M3654	 M3655	 M3657	 M3658	 M3660	 M3662
 M3664	 M3665	 M3666	 M3673	 M3675	 M3676

MASTER CYLINDER ILLUSTRATION GUIDE

Illustrations are provided for reference and general appearance only. Using this guide does not guarantee fit or function for non-catalogued or non-automotive purposes and if used as such, no warranty, express or implied, is provided.

IDENTIFICATION GUIDE





































MASTER CYLINDERS - NEW

 M3678	 M3681	 M3682	 M3682M	 M3683	 M3683M
 M3684	 M3686	 M3687	 M3688	 M3689	 M3690
 M3693	 M3694	 M3695	 M3699	 M3701	 M3703
 M3710	 M3711	 M3712	 M3716	 M3722	 M3723
 M3723M	 M3724	 M3725	 M3726	 M3727	 M3729
 M3731	 M3732	 M3733	 M3734	 M3737	 M3744

MASTER CYLINDER ILLUSTRATION GUIDE

Illustrations are provided for reference and general appearance only. Using this guide does not guarantee fit or function for non-catalogued or non-automotive purposes and if used as such, no warranty, express or implied, is provided.

MASTER CYLINDERS - NEW





































 M3747	 M3752	 M3760	 M3766	 M3767	 M3768
 M3769	 M3770	 M3772	 M3773	 M3775	 M3776
 M3777	 M3778	 M3781	 M3787	 M3788	 M3791
 M3793	 M3794	 M3795	 M3796	 M3798	 M3803
 M3805	 M3806	 M3807	 M3808	 M3809	 M3811
 M3812	 M3813	 M3814	 M3816	 M3817	 M3818

MASTER CYLINDER ILLUSTRATION GUIDE

Illustrations are provided for reference and general appearance only. Using this guide does not guarantee fit or function for non-catalogued or non-automotive purposes and if used as such, no warranty, express or implied, is provided.

IDENTIFICATION GUIDE





































MASTER CYLINDERS - NEW

 M3819	 M3820	 M3821	 M3822	 M3823	 M3824
 M3825	 M3826	 M3829	 M3830	 M3831	 M3831M
 M3832	 M3832M	 M3833	 M3834	 M3835	 M3837
 M3840	 M3841	 M3844	 M3846	 M3850	 M3852
 M3853	 M3856	 M3857	 M3858	 M3859	 M3861
 M3863	 M3864	 M3867	 M3868	 M3869	 M3870

MASTER CYLINDER ILLUSTRATION GUIDE

Illustrations are provided for reference and general appearance only. Using this guide does not guarantee fit or function for non-catalogued or non-automotive purposes and if used as such, no warranty, express or implied, is provided.

MASTER CYLINDERS - NEW





































 M3871	 M3873	 M3874	 M3876	 M3877	 M3878
 M3879	 M3881	 M3883	 M3885	 M3886	 M3887
 M3888	 M3890	 M3893	 M3894	 M3906	 M3907
 M3908	 M3909	 M3912	 M3913	 M3914	 M3915
 M3915M	 M3916	 M3916M	 M3917	 M3918	 M3925
 M3926	 M3929	 M3930	 M3932	 M3934	 M3939

MASTER CYLINDER ILLUSTRATION GUIDE

Illustrations are provided for reference and general appearance only. Using this guide does not guarantee fit or function for non-catalogued or non-automotive purposes and if used as such, no warranty, express or implied, is provided.

IDENTIFICATION GUIDE





































MASTER CYLINDERS - NEW

 M3939M	 M3941	 M3941A	 M3943	 M3952	 M3956
 M3956M	 M3963	 M3964	 M3965	 M3968	 M3968M
 M3971	 M3976	 M3983	 M3985	 M4009	 M4017
 M4018	 M4021	 M4022	 M4023	 M4028	 M4029
 M4030	 M4031	 M4032	 M4033	 M4039	 M4053
 M4053M	 M4067	 M4069	 M4070	 M4072	 M4078

MASTER CYLINDER ILLUSTRATION GUIDE

Illustrations are provided for reference and general appearance only. Using this guide does not guarantee fit or function for non-catalogued or non-automotive purposes and if used as such, no warranty, express or implied, is provided.

MASTER CYLINDERS - NEW





































 M4085	 M4089	 M4092	 M4101	 M4127	 M4128
 M4143	 M4159	 M4166	 M4182	 M4193	 M4195
 M4196	 M4239	 M4263	 M4264	 M4264M	 M4268
 M4269	 M4274	 M4280	 M4280M	 M4293	 M4294
 M4308	 M4332	 M4333	 M4333M	 M4334	 M4335
 M4336	 M4337	 M4349	 M4352	 M4352M	 M4353

MASTER CYLINDER ILLUSTRATION GUIDE

Illustrations are provided for reference and general appearance only. Using this guide does not guarantee fit or function for non-catalogued or non-automotive purposes and if used as such, no warranty, express or implied, is provided.

IDENTIFICATION GUIDE





































MASTER CYLINDERS - NEW

					
M4354	M4360	M4363	M4410	M4413	M4443
					
M4462M	M4537	M4538	M4547	M4549	M4552
					
M4555	M4556	M4557	M4558	M4565	M4566
					
M4567	M4570	M4571	M4572	M4584	M4609
					
M4623	M4646	M4655	M4657	M4659	M4664
					
M4668	M4671	M4671A	M4689	M4723	M4735

MASTER CYLINDER ILLUSTRATION GUIDE

Illustrations are provided for reference and general appearance only. Using this guide does not guarantee fit or function for non-catalogued or non-automotive purposes and if used as such, no warranty, express or implied, is provided.

MASTER CYLINDERS - NEW





































 M4736	 M4739	 M4740	 M4741	 M4744	 M4749
 M4750	 M4751	 M4752	 M4754	 M4755	 M4764
 M4770	 M4771	 M4825	 M4834	 M4835	 M4836
 M4837	 M4840	 M4848	 M4850	 M4857	 M4882
 M4884	 M4903	 M4949	 M4950	 M4951	 M4953
 M4955	 M4964	 M4988	 M4990	 M5034	 M5037

MASTER CYLINDER ILLUSTRATION GUIDE

Illustrations are provided for reference and general appearance only. Using this guide does not guarantee fit or function for non-catalogued or non-automotive purposes and if used as such, no warranty, express or implied, is provided.

IDENTIFICATION GUIDE

MASTER CYLINDERS - NEW

 M5043	 M5045	 M5073	 M5095	 M5114	 M5852
 M6086	 M8551	 M8553	 M8555	 M8559	 M8564
 M8588	 M8590	 M8593	 M9219	 M9220	 M14019
 M14021	 M14025	 M16714	 M17916	 M18000	 M19012
 M19450	 M21000	 M21698	 M22231	 M22975	 M22976
 M22977	 NMAM23222	 M27304	 M30000	 M32669	 M32900

MASTER CYLINDER ILLUSTRATION GUIDE

Illustrations are provided for reference and general appearance only. Using this guide does not guarantee fit or function for non-catalogued or non-automotive purposes and if used as such, no warranty, express or implied, is provided.

MASTER CYLINDERS - NEW



























 M32947	 M34403	 M34404	 M34956	 M35026	 M35125
 M36006	 M36063	 M36067	 M36071	 M36072	 M36095
 M36121	 M36127	 M36242	 M36246	 M36255	 M36272
 M36280	 M36373	 M36433	 M36438	 M36469	 M37257
 M39068	 M39495	 M39496	 M39546	 M39962	 M40400
 M40963	 M42747	 M43758	 M49752	 M49753	 M49755

MASTER CYLINDER ILLUSTRATION GUIDE

Illustrations are provided for reference and general appearance only. Using this guide does not guarantee fit or function for non-catalogued or non-automotive purposes and if used as such, no warranty, express or implied, is provided.

IDENTIFICATION GUIDE





































MASTER CYLINDERS - NEW

 M49763	 M56193	 M58128	 M58130	 M58440	 M59972
 M76547	 M78314	 M81517	 M92602	 M92765	 M92767
 M92771	 M92795	 M92796	 M92842	 M92874	 M92957
 M93081	 M93241	 M93434	 M94572	 M390372	 M390372
 M390372					
MASTER CYLINDERS - REMANUFACTURED					
 P661	 P785	 P1050	 P1722	 P1787	 P1843

MASTER CYLINDER ILLUSTRATION GUIDE

Illustrations are provided for reference and general appearance only. Using this guide does not guarantee fit or function for non-catalogued or non-automotive purposes and if used as such, no warranty, express or implied, is provided.

MASTER CYLINDERS - REMANUFACTURED





































 P1874	 P1874M	 P1877	 P1877M	 P1878	 P1879
 P1880	 P1890DW	 P1892	 P1896	 P1902	 P1903
 P1914	 P1922	 P1924	 P1926	 P1927	 P1929
 P1929B	 P1930	 P1935	 P1937	 P1939	 P1940
 P1941	 P1942	 P1944	 P1945	 P1947	 P1949
 P1955	 P1956	 P1961	 P1971	 P1974	 P1974BLV

MASTER CYLINDER ILLUSTRATION GUIDE

Illustrations are provided for reference and general appearance only. Using this guide does not guarantee fit or function for non-catalogued or non-automotive purposes and if used as such, no warranty, express or implied, is provided.

IDENTIFICATION GUIDE



























MASTER CYLINDERS - REMANUFACTURED

 P1974SPL	 P1978	 P2026	 P2030	 P2032	 P2036
 P2039	 P2040	 P2042	 P2043	 P2044	 P2044M
 P2047	 P2049	 P2051	 P2056	 P2059	 P2060
 P2062	 P2063	 P2066	 P2067	 P2067M	 P2069
 P2070	 P2071	 P2072	 P2072BLV	 P2072DW	 P2074
 P2076	 P2077	 P2080	 P2080BXR	 P2085	 P2089

MASTER CYLINDER ILLUSTRATION GUIDE

Illustrations are provided for reference and general appearance only. Using this guide does not guarantee fit or function for non-catalogued or non-automotive purposes and if used as such, no warranty, express or implied, is provided.

MASTER CYLINDERS - REMANUFACTURED





































					
P2091	P2092	P2093	P2094	P2096	P2099
					
P2100	P2101	P2102	P2107	P2109	P2110
					
P2111	P2120	P2122	P2123	P2123M	P2124
					
P2124M	P2126	P2127	P2129	P2130	P2132
					
P2133	P2134	P2135	P2139	P2140	P2144
					
P2153	P2154	P2155	P2162	P2163	P2165

MASTER CYLINDER ILLUSTRATION GUIDE

Illustrations are provided for reference and general appearance only. Using this guide does not guarantee fit or function for non-catalogued or non-automotive purposes and if used as such, no warranty, express or implied, is provided.

IDENTIFICATION GUIDE







MASTER CYLINDERS - REMANUFACTURED

 P2167	 P2168	 P2169	 P2171	 P2178	 P2179
 P2189	 P2190	 P2192	 P2194	 P2198	 P2199
 P2202	 P2203	 P2204	 P2206	 P2209	 P2211
 P2214	 P2215	 P2216	 P2218	 P2219	 P2220
 P2221	 P2222	 P2225	 P2227	 P2229	 P2232
 P2233	 P2235	 P2238	 P2246	 P2258	 P2259

MASTER CYLINDER ILLUSTRATION GUIDE

Illustrations are provided for reference and general appearance only. Using this guide does not guarantee fit or function for non-catalogued or non-automotive purposes and if used as such, no warranty, express or implied, is provided.

MASTER CYLINDERS - REMANUFACTURED





































					
P2261	P2262	P2264	P2267	P2269	P2272
					
P2273	P2275	P2276	P2278	P2279	P2280
					
P2281	P2282	P2283	P2284	P2285	P2288
					
P2289	P2290	P2291	P2292	P2295	P2296
					
P2297	P2300	P2300BLV	P2301	P2306	P2307
					
P2308	P2309	P2310	P2311	P2314	P2315

MASTER CYLINDER ILLUSTRATION GUIDE

Illustrations are provided for reference and general appearance only. Using this guide does not guarantee fit or function for non-catalogued or non-automotive purposes and if used as such, no warranty, express or implied, is provided.

IDENTIFICATION GUIDE






















MASTER CYLINDERS - REMANUFACTURED

 P2326	 P2327	 P2328	 P2331	 P2332	 P2334
 P2338	 P2339	 P2352	 P2353	 P2354	 P2356
 P2360	 P2363	 P2365	 P2366	 P2368	 P2372
 P2373	 P2374	 P2375	 P2377	 P2379	 P2380
 P2381	 P2385	 P2388	 P2389	 P2390	 P2391
 P2401	 P2402	 P2404	 P2405	 P2407	 P2408

MASTER CYLINDER ILLUSTRATION GUIDE

Illustrations are provided for reference and general appearance only. Using this guide does not guarantee fit or function for non-catalogued or non-automotive purposes and if used as such, no warranty, express or implied, is provided.

MASTER CYLINDERS - REMANUFACTURED





































 P2410	 P2411	 P2411M	 P2412	 P2414	 P2415
 P2416	 P2417	 P2418	 P2419	 P2420	 P2421
 P2422	 P2423	 P2424	 P2425	 P2426	 P2427
 P2428	 P2429	 P2430	 P2431	 P2432	 P2436
 P2439	 P2440	 P2441	 P2444	 P2445	 P2447
 P2448	 P2449	 P2451	 P2453	 P2454	 P2455

MASTER CYLINDER ILLUSTRATION GUIDE

Illustrations are provided for reference and general appearance only. Using this guide does not guarantee fit or function for non-catalogued or non-automotive purposes and if used as such, no warranty, express or implied, is provided.

IDENTIFICATION GUIDE





































MASTER CYLINDERS - REMANUFACTURED

 P2456	 P2457	 P2458	 P2459	 P2463	 P2468
 P2470	 P2471	 P2472	 P2474	 P2475	 P2476
 P2477	 P2478	 P2479	 P2480	 P2481	 P2482
 P2483	 P2484	 P2485	 P2487	 P2488	 P2489
 P2491	 P2492	 P2493	 P2494	 P2496	 P2499
 P2500	 P2501	 P2505	 P2506	 P2513	 P2514

MASTER CYLINDER ILLUSTRATION GUIDE

Illustrations are provided for reference and general appearance only. Using this guide does not guarantee fit or function for non-catalogued or non-automotive purposes and if used as such, no warranty, express or implied, is provided.

MASTER CYLINDERS - REMANUFACTURED





































					
P2517	P2518	P2522	P2526	P2528	P2530
					
P2531	P2532	P2533	P2534	P2535	P2538
					
P2539	P2548	P2558	P2559	P2562	P2565
					
P2568	P2569	P2570	P2575	P2580	P2588
					
P2589	P2590	P2592	P2593	P2594	P2595
					
P2596	P2601	P2608	P2609	P2610	P2611

MASTER CYLINDER ILLUSTRATION GUIDE

Illustrations are provided for reference and general appearance only. Using this guide does not guarantee fit or function for non-catalogued or non-automotive purposes and if used as such, no warranty, express or implied, is provided.

IDENTIFICATION GUIDE





































MASTER CYLINDERS - REMANUFACTURED

					
P2621	P2626	P2657	P2668	P2669	P2715
					
P2751	P2753	P2756	P2757	P2758	P2759
					
P2760	P2761	P2764	P2766	P2768	P2769
					
P2772	P2774	P2775	P2778	P2779	P2781
					
P2782	P2784	P2785	P2787	P2788	P2790
					
P2791	P2793	P2794	P2796	P2797	P2798

MASTER CYLINDER ILLUSTRATION GUIDE

Illustrations are provided for reference and general appearance only. Using this guide does not guarantee fit or function for non-catalogued or non-automotive purposes and if used as such, no warranty, express or implied, is provided.

MASTER CYLINDERS - REMANUFACTURED





































					
P2799	P2805	P2807	P2809	P2811	P2813
					
P2814	P2817	P2818	P2819	P2821	P2822
					
P2823	P2825	P2826	P2827	P2829	P2831
					
P2837	P2840	P2842	P2843	P2844	P2846
					
P2847	P2848	P2849	P2850	P2852	P2854
					
P2855	P2859	P2860	P2861	P2862	P2863

MASTER CYLINDER ILLUSTRATION GUIDE

Illustrations are provided for reference and general appearance only. Using this guide does not guarantee fit or function for non-catalogued or non-automotive purposes and if used as such, no warranty, express or implied, is provided.

IDENTIFICATION GUIDE





































MASTER CYLINDERS - REMANUFACTURED

					
P2864	P2866	P2867	P2868	P2869	P2870
					
P2871	P2872	P2875	P2877	P2878	P2880
					
P2881	P2883	P2892	P2893	P2894	P2895
					
P2897	P2898	P2899	P2900	P2901	P2902
					
P2903	P2904	P2906	P2908	P2912	P2916
					
P2917	P2920	P2921	P2923	P2924	P2925

MASTER CYLINDER ILLUSTRATION GUIDE

Illustrations are provided for reference and general appearance only. Using this guide does not guarantee fit or function for non-catalogued or non-automotive purposes and if used as such, no warranty, express or implied, is provided.

MASTER CYLINDERS - REMANUFACTURED





































					
P2926	P2927	P2928	P2938	P2943	P2944
					
P2947	P2954	P2956	P2960	P2963	P2964
					
P2965	P2972	P2982	P2985	P2986	P2988
					
P2989	P2991	P2992	P2993	P2994	P2995
					
P2996	P2997	P2998	P3003	P3007	P3009
					
P3010	P3011	P3012	P3013	P3014	P3015

MASTER CYLINDER ILLUSTRATION GUIDE

Illustrations are provided for reference and general appearance only. Using this guide does not guarantee fit or function for non-catalogued or non-automotive purposes and if used as such, no warranty, express or implied, is provided.

IDENTIFICATION GUIDE





































MASTER CYLINDERS - REMANUFACTURED

					
P3016	P3017	P3018	P3019	P3020	P3021
					
P3023	P3024	P3025	P3029	P3032	P3034
					
P3035	P3040	P3043	P3045	P3046	P3048
					
P3052	P3054	P3060	P3061	P3062	P3063
					
P3065	P3066	P3067	P3068	P3069	P3071
					
P3072	P3073	P3074	P3075	P3076	P3078

MASTER CYLINDER ILLUSTRATION GUIDE

Illustrations are provided for reference and general appearance only. Using this guide does not guarantee fit or function for non-catalogued or non-automotive purposes and if used as such, no warranty, express or implied, is provided.

MASTER CYLINDERS - REMANUFACTURED





































					
P3079	P3080	P3081	P3083	P3084	P3085
					
P3086	P3087	P3088	P3090	P3091	P3092
					
P3093	P3094	P3095	P3096	P3097	P3098
					
P3099	P3100	P3101	P3103	P3105	P3107
					
P3108	P3109	P3110	P3111	P3112	P3113
					
P3114	P3115	P3116	P3117	P3118	P3119

MASTER CYLINDER ILLUSTRATION GUIDE

Illustrations are provided for reference and general appearance only. Using this guide does not guarantee fit or function for non-catalogued or non-automotive purposes and if used as such, no warranty, express or implied, is provided.

IDENTIFICATION GUIDE





































MASTER CYLINDERS - REMANUFACTURED

					
P3120	P3121	P3122	P3123	P3124	P3125
					
P3126	P3127	P3128	P3129	P3130	P3131
					
P3132	P3133	P3134	P3135	P3136	P3138
					
P3140	P3141	P3142	P3143	P3144	P3147
					
P3148	P3150	P3151	P3152	P3153	P3154
					
P3155	P3156	P3157	P3158	P3159	P3160

MASTER CYLINDER ILLUSTRATION GUIDE

Illustrations are provided for reference and general appearance only. Using this guide does not guarantee fit or function for non-catalogued or non-automotive purposes and if used as such, no warranty, express or implied, is provided.

MASTER CYLINDERS - REMANUFACTURED





































					
P3161	P3162	P3163	P3164	P3165	P3166
					
P3167	P3168	P3169	P3170	P3172	P3173
					
P3174	P3175	P3177	P3180	P3181	P3183
					
P3184	P3185	P3186	P3188	P3189	P3190
					
P3191	P3192	P3193	P3194	P3195	P3196
					
P3197	P3198	P3200	P3201	P3202	P3203

MASTER CYLINDER ILLUSTRATION GUIDE

Illustrations are provided for reference and general appearance only. Using this guide does not guarantee fit or function for non-catalogued or non-automotive purposes and if used as such, no warranty, express or implied, is provided.

IDENTIFICATION GUIDE





































MASTER CYLINDERS - REMANUFACTURED

					
P3204	P3205	P3206	P3207	P3209	P3210
					
P3211	P3212	P3213	P3214	P3215	P3216
					
P3217	P3218	P3219	P3220	P3221	P3222
					
P3223	P3224	P3225	P3226	P3227	P3228
					
P3229	P3230	P3231	P3233	P3234	P3235
					
P3236	P3237	P3238	P3239	P3240	P3242

MASTER CYLINDER ILLUSTRATION GUIDE

Illustrations are provided for reference and general appearance only. Using this guide does not guarantee fit or function for non-catalogued or non-automotive purposes and if used as such, no warranty, express or implied, is provided.

MASTER CYLINDERS - REMANUFACTURED





































					
P3243	P3244	P3245	P3246	P3247	P3248
					
P3249	P3250	P3251	P3252	P3253	P3254
					
P3255	P3256	P3257	P3258	P3259	P3260
					
P3261	P3262	P3263	P3264	P3265	P3266
					
P3267	P3268	P3269	P3270	P3271	P3272
					
P3273	P3274	P3275	P3276	P3279	P3280

MASTER CYLINDER ILLUSTRATION GUIDE

Illustrations are provided for reference and general appearance only. Using this guide does not guarantee fit or function for non-catalogued or non-automotive purposes and if used as such, no warranty, express or implied, is provided.

IDENTIFICATION GUIDE





































MASTER CYLINDERS - REMANUFACTURED

					
P3281	P3282	P3283	P3284	P3285	P3286
					
P3287	P3288	P3289	P3290	P3291	P3292
					
P3293	P3294	P3295	P3296	P3297	P3298
					
P3299	P3300	P3301	P3302	P3303	P3304
					
P3305	P3306	P3307	P3308	P3309	P3310
					
P3311	P3312	P3313	P3314	P3315	P3316

MASTER CYLINDER ILLUSTRATION GUIDE

Illustrations are provided for reference and general appearance only. Using this guide does not guarantee fit or function for non-catalogued or non-automotive purposes and if used as such, no warranty, express or implied, is provided.

MASTER CYLINDERS - REMANUFACTURED





































					
P3317	P3318	P3319	P3321	P3322	P3323
					
P3324	P3325	P3326	P3327	P3328	P3329
					
P3330	P3331	P3333	P3334	P3336	P3337
					
P3338	P3339	P3340	P3341	P3342	P3343
					
P3344	P3345	P3346	P3347	P3348	P3349
					
P3350	P3351	P3352	P3353	P3354	P3355

MASTER CYLINDER ILLUSTRATION GUIDE

Illustrations are provided for reference and general appearance only. Using this guide does not guarantee fit or function for non-catalogued or non-automotive purposes and if used as such, no warranty, express or implied, is provided.

IDENTIFICATION GUIDE





































MASTER CYLINDERS - REMANUFACTURED

 P3356	 P3357	 P3358	 P3360	 P3361	 P3364
 P3366	 P3369	 P3370	 P3371	 P3372	 P3373
 P3374	 P3375	 P3376	 P3377	 P3378	 P3379
 P3380	 P3381	 P3382	 P3383	 P3384	 P3385
 P3386	 P3387	 P3388	 P3389	 P3390	 P3391
 P3392	 P3393	 P3394	 P3395	 P3396	 P3397

MASTER CYLINDER ILLUSTRATION GUIDE

Illustrations are provided for reference and general appearance only. Using this guide does not guarantee fit or function for non-catalogued or non-automotive purposes and if used as such, no warranty, express or implied, is provided.

MASTER CYLINDERS - REMANUFACTURED





































					
P3398	P3400	P3401	P3402	P3403	P3405
					
P3406	P3409	P3410	P3411	P3412	P3413
					
P3414	P3415	P3416	P3417	P3418	P3419
					
P3420	P3421	P3422	P3423	P3424	P3425
					
P3426	P3427	P3428	P3429	P3430	P3431
					
P3432	P3433	P3435	P3436	P3437	P3438

MASTER CYLINDER ILLUSTRATION GUIDE

Illustrations are provided for reference and general appearance only. Using this guide does not guarantee fit or function for non-catalogued or non-automotive purposes and if used as such, no warranty, express or implied, is provided.

IDENTIFICATION GUIDE





































MASTER CYLINDERS - REMANUFACTURED

 P3440	 P3441	 P3442	 P3444	 P3450	 P3459
 P3463	 P3464	 P3465	 P3466	 P3467	 P3468
 P3469	 P3470	 P3471	 P3472	 P3473	 P3474
 P3475	 P3476	 P3477	 P3478	 P3479	 P3480
 P3481	 P3482	 P3483	 P3484	 P3485	 P3486
 P3487	 P3488	 P3489	 P3490	 P3491	 P3492

MASTER CYLINDER ILLUSTRATION GUIDE

Illustrations are provided for reference and general appearance only. Using this guide does not guarantee fit or function for non-catalogued or non-automotive purposes and if used as such, no warranty, express or implied, is provided.

MASTER CYLINDERS - REMANUFACTURED





































 P3493	 P3494	 P3495	 P3496	 P3497	 P3498
 P3499	 P3500	 P3502	 P3503	 P3504	 P3505
 P3506	 P3507	 P3508	 P3509	 P3510	 P3511
 P3512	 P3513	 P3514	 P3516	 P3517	 P3518
 P3519	 P3520	 P3521	 P3522	 P3523	 P3524
 P3525	 P3526	 P3527	 P3528	 P3529	 P3530

MASTER CYLINDER ILLUSTRATION GUIDE

Illustrations are provided for reference and general appearance only. Using this guide does not guarantee fit or function for non-catalogued or non-automotive purposes and if used as such, no warranty, express or implied, is provided.

IDENTIFICATION GUIDE





































MASTER CYLINDERS - REMANUFACTURED

					
P3532	P3533	P3534	P3535	P3536	P3537
					
P3538	P3540	P3541	P3542	P3543	P3544
					
P3545	P3546	P3547	P3548	P3549	P3550
					
P3551	P3552	P3553	P3554	P3555	P3556
					
P3557	P3558	P3559	P3560	P3561	P3562
					
P3563	P3564	P3565	P3566	P3567	P3568

MASTER CYLINDER ILLUSTRATION GUIDE

Illustrations are provided for reference and general appearance only. Using this guide does not guarantee fit or function for non-catalogued or non-automotive purposes and if used as such, no warranty, express or implied, is provided.

MASTER CYLINDERS - REMANUFACTURED





					
P3569	P3570	P3572	P3573	P3574	P3576
					
P3577	P3578	P3579	P3580	P3581	P3582
					
P3583	P3584	P3585	P3586	P3587	P3588
					
P3589	P3590	P3591	P3592	P3593	P3594
					
P3595	P3596	P3597	P3598	P3599	P3600
					
P3601	P3602	P3603	P3604	P3605	P3606

MASTER CYLINDER ILLUSTRATION GUIDE

Illustrations are provided for reference and general appearance only. Using this guide does not guarantee fit or function for non-catalogued or non-automotive purposes and if used as such, no warranty, express or implied, is provided.

IDENTIFICATION GUIDE





































MASTER CYLINDERS - REMANUFACTURED

					
P3607	P3608	P3609	P3610	P3611	P3612
					
P3613	P3614	P3615	P3616	P3617	P3618
					
P3619	P3620	P3621	P3622	P3623	P3624
					
P3625	P3626	P3627	P3628	P3629	P3630
					
P3631	P3632	P3633	P3634	P3635	P3636
					
P3637	P3638	P3639	P3640	P3641	P3642

MASTER CYLINDER ILLUSTRATION GUIDE

Illustrations are provided for reference and general appearance only. Using this guide does not guarantee fit or function for non-catalogued or non-automotive purposes and if used as such, no warranty, express or implied, is provided.

MASTER CYLINDERS - REMANUFACTURED





































					
P3643	P3644	P3645	P3646	P3647	P3648
					
P3649	P3650	P3651	P3652	P3653	P3654
					
P3655	P3656	P3657	P3658	P3659	P3660
					
P3661	P3662	P3663	P3664	P3665	P3666
					
P3667	P3668	P3669	P3670	P3671	P3672
					
P3673	P3674	P3675	P3676	P3677	P3678

MASTER CYLINDER ILLUSTRATION GUIDE

Illustrations are provided for reference and general appearance only. Using this guide does not guarantee fit or function for non-catalogued or non-automotive purposes and if used as such, no warranty, express or implied, is provided.

IDENTIFICATION GUIDE





































MASTER CYLINDERS - REMANUFACTURED

					
P3679	P3680	P3681	P3682	P3683	P3684
					
P3685	P3686	P3687	P3688	P3689	P3690
					
P3691	P3692	P3693	P3694	P3695	P3696
					
P3697	P3699	P3700	P3701	P3702	P3706
					
P3707	P3710	P3711	P3712	P3713	P3714
					
P3716	P3717	P3718	P3719	P3720	P3721

MASTER CYLINDER ILLUSTRATION GUIDE

Illustrations are provided for reference and general appearance only. Using this guide does not guarantee fit or function for non-catalogued or non-automotive purposes and if used as such, no warranty, express or implied, is provided.

MASTER CYLINDERS - REMANUFACTURED





































					
P3722	P3723	P3724	P3725	P3726	P3741
					
P3742	P3743	P3744	P3746	P3747	P3756
					
P3757	P3758	P3759	P3760	P3761	P3765
					
P3766	P3767	P3768	P3769	P3770	P3771
					
P3772	P3773	P3774	P3775	P3776	P3777
					
P3778	P3779	P3781	P3782	P3783	P3784

MASTER CYLINDER ILLUSTRATION GUIDE

Illustrations are provided for reference and general appearance only. Using this guide does not guarantee fit or function for non-catalogued or non-automotive purposes and if used as such, no warranty, express or implied, is provided.

IDENTIFICATION GUIDE





































MASTER CYLINDERS - REMANUFACTURED

					
P3786	P3787	P3788	P3790	P3791	P3792
					
P3793	P3794	P3795	P3796	P3797	P3798
					
P3799	P3800	P3801	P3802	P3803	P3804
					
P3805	P3806	P3807	P3808	P3809	P3810
					
P3812	P3813	P3814	P3815	P3816	P3817
					
P3818	P3819	P3820	P3821	P3822	P3823

MASTER CYLINDER ILLUSTRATION GUIDE

Illustrations are provided for reference and general appearance only. Using this guide does not guarantee fit or function for non-catalogued or non-automotive purposes and if used as such, no warranty, express or implied, is provided.

MASTER CYLINDERS - REMANUFACTURED





































					
P3824	P3825	P3826	P3828	P3829	P3830
					
P3831	P3832	P3833	P3834	P3835	P3836
					
P3837	P3838	P3839	P3840	P3841	P3842
					
P3843	P3844	P3845	P3846	P3847	P3848
					
P3849	P3850	P3851	P3852	P3853	P3854
					
P3855	P3856	P3857	P3858	P3859	P3860

MASTER CYLINDER ILLUSTRATION GUIDE

Illustrations are provided for reference and general appearance only. Using this guide does not guarantee fit or function for non-catalogued or non-automotive purposes and if used as such, no warranty, express or implied, is provided.

IDENTIFICATION GUIDE





































MASTER CYLINDERS - REMANUFACTURED

					
P3861	P3862	P3866	P3867	P3868	P3869
					
P3870	P3871	P3872	P3873	P3874	P3875
					
P3876	P3878	P3879	P3880	P3881	P3882
					
P3883	P3885	P3887	P3889	P3895	P3897
					
P3898	P3899	P3902	P3903	P3905	P3906
					
P3907	P3908	P3909	P3911	P3912	P3914

MASTER CYLINDER ILLUSTRATION GUIDE

Illustrations are provided for reference and general appearance only. Using this guide does not guarantee fit or function for non-catalogued or non-automotive purposes and if used as such, no warranty, express or implied, is provided.

MASTER CYLINDERS - REMANUFACTURED





































					
P3915	P3916	P3917	P3918	P3920	P3921
					
P3922	P3923	P3925	P3926	P3929	P3930
					
P3932	P3934	P3937	P3939	P3941	P3942
					
P3943	P3945	P3946	P3947	P3952	P3953
					
P3954	P3956	P3957	P3958	P3960	P3961
					
P3963	P3964	P3965	P3968	P3969	P3971

MASTER CYLINDER ILLUSTRATION GUIDE

Illustrations are provided for reference and general appearance only. Using this guide does not guarantee fit or function for non-catalogued or non-automotive purposes and if used as such, no warranty, express or implied, is provided.

IDENTIFICATION GUIDE













MASTER CYLINDERS - REMANUFACTURED

					
P3976	P3981	P3988	P3989	P3993	P4000
					
P4007	P4009	P4012	P4013	P4016	P4017
					
P4018	P4020	P4024	P4026	P4027	P4028
					
P4029	P4030	P4031	P4032	P4033	P4037
					
P4039	P4045	P4051	P4053	P4059	P4067
					
P4069	P4070	P4081	P4085	P4092	P4098

MASTER CYLINDER ILLUSTRATION GUIDE

Illustrations are provided for reference and general appearance only. Using this guide does not guarantee fit or function for non-catalogued or non-automotive purposes and if used as such, no warranty, express or implied, is provided.

MASTER CYLINDERS - REMANUFACTURED





































 P4101	 P4103	 P4104	 P4107	 P4114	 P4115
 P4118	 P4119	 P4122	 P4125	 P4127	 P4128
 P4131	 P4143	 P4149	 P4150	 P4154	 P4159
 P4164	 P4166	 P4176	 P4184	 P4194	 P4195
 P4196	 P4202	 P4210	 P4239	 P4251	 P4257
 P4263	 P4264	 P4268	 P4269	 P4274	 P4280

MASTER CYLINDER ILLUSTRATION GUIDE

Illustrations are provided for reference and general appearance only. Using this guide does not guarantee fit or function for non-catalogued or non-automotive purposes and if used as such, no warranty, express or implied, is provided.

IDENTIFICATION GUIDE

















MASTER CYLINDERS - REMANUFACTURED

					
P4281	P4286	P4293	P4306	P4308	P4321
					
P4322	P4326	P4332	P4333	P4334	P4335
					
P4337	P4342	P4349	P4352	P4354	P4360
					
P4364	P4365	P4369	P4375	P4376	P4402
					
P4407	P4408	P4410	P4411	P4412	P4413
					
P4420	P4422	P4430	P4432	P4443	P4449

MASTER CYLINDER ILLUSTRATION GUIDE

Illustrations are provided for reference and general appearance only. Using this guide does not guarantee fit or function for non-catalogued or non-automotive purposes and if used as such, no warranty, express or implied, is provided.

MASTER CYLINDERS - REMANUFACTURED





































					
P4461	P4462	P4465	P4485	P4519	P4530
					
P4537	P4538	P4539	P4547	P4548	P4549
					
P4552	P4554	P4555	P4558	P4559	P4560
					
P4565	P4566	P4567	P4568	P4569	P4570
					
P4572	P4574	P4575	P4584	P4590	P4596
					
P4615	P4622	P4623	P4646	P4655	P4657

MASTER CYLINDER ILLUSTRATION GUIDE

Illustrations are provided for reference and general appearance only. Using this guide does not guarantee fit or function for non-catalogued or non-automotive purposes and if used as such, no warranty, express or implied, is provided.

IDENTIFICATION GUIDE





































MASTER CYLINDERS - REMANUFACTURED

					
P4662	P4664	P4668	P4669	P4670	P4671
					
P4682	P4689	P4695	P4700	P4713	P4736
					
P4739	P4743	P4749	P4750	P4752	P4753
					
P4754	P4755	P4756	P4764	P4765	P4766
					
P4776	P4825	P4834	P4836	P4837	P4840
					
P4848	P4850	P4873	P4881	P4882	P4883

MASTER CYLINDER ILLUSTRATION GUIDE

Illustrations are provided for reference and general appearance only. Using this guide does not guarantee fit or function for non-catalogued or non-automotive purposes and if used as such, no warranty, express or implied, is provided.

MASTER CYLINDERS - REMANUFACTURED





































					
P4894	P4897	P4898	P4900	P4948	P4949
					
P4950	P4951	P4952	P4953	P4955	P4964
					
P4966	P4970	P4988	P4989	P4994	P5030
					
P5037	P5042	P5049	P5073	P5077	P5115
					
P5185	P5186	P8551	P8552	P8553	P8555
					
P8556	P8557	P8559	P8560	P8562	P8564

MASTER CYLINDER ILLUSTRATION GUIDE

Illustrations are provided for reference and general appearance only. Using this guide does not guarantee fit or function for non-catalogued or non-automotive purposes and if used as such, no warranty, express or implied, is provided.

IDENTIFICATION GUIDE

MASTER CYLINDERS - REMANUFACTURED

 P8565	 P8566	 P8568	 P8569	 P8572	 P8574
 P8575	 P8576	 P8577	 P8580	 P8581	 P8586
 P8587	 P8588	 P8590	 P8592	 P8593	 P8594
 P9220	 P14025	 P14129	 P14201	 P14218	 P14295
 P14318	 P14475	 P14651	 P14705	 P14911	 P14986
 P14996	 P15040	 P15089	 P17265	 P18000	 P19450

MASTER CYLINDER ILLUSTRATION GUIDE

Illustrations are provided for reference and general appearance only. Using this guide does not guarantee fit or function for non-catalogued or non-automotive purposes and if used as such, no warranty, express or implied, is provided.

MASTER CYLINDERS - REMANUFACTURED

 P19451	 P21000	 P21680	 P21698	 P22975	 P23222
 P23527	 P23528	 P27598	 P27855	 P27856	 P29770
 P32900	 P33792	 P33985	 P34232	 P34403	 P34404
 P34956	 P36006	 P36071	 P36072	 P36095	 P36127
 P36242	 P36246	 P36280	 P36373	 P36433	 P36438
 P36614	 P36618	 P36672	 P36917	 P37017	 P37020

MASTER CYLINDER ILLUSTRATION GUIDE

Illustrations are provided for reference and general appearance only. Using this guide does not guarantee fit or function for non-catalogued or non-automotive purposes and if used as such, no warranty, express or implied, is provided.

IDENTIFICATION GUIDE




































MASTER CYLINDERS - REMANUFACTURED

 P37034	 P37257	 P39495	 P39496	 P39546	 P40411
 P40963	 P41095	 P42744	 P42747	 P43758	 P49752
 P49753	 P49755	 P49763	 P49965	 P50919	 P55385
 P56106	 P56193	 P57340	 P58122	 P58128	 P58130
 P58131	 P58137	 P58138	 P58140	 P58148	 P58440
 P59972	 P68909	 P76542	 P76547	 P76549	 P78314

MASTER CYLINDER ILLUSTRATION GUIDE

Illustrations are provided for reference and general appearance only. Using this guide does not guarantee fit or function for non-catalogued or non-automotive purposes and if used as such, no warranty, express or implied, is provided.

IDENTIFICATION GUIDE





































MASTER CYLINDERS - REMANUFACTURED					
					
P78315	P81517	P91123	P92602	P92656	P92671
					
P92752	P92763	P92765	P92767	P92771	P92795
					
P92796	P92803	P92842	P92851	P92856	P92858
					
P92874	P92882	P92884	P92890	P92957	P93081
					
P93241	P93434	P93573	P97032	P390372	
MASTER CYLINDER RESERVOIRS - NEW					
					
M2289RSV	M2411RSV	M2472RSV	M2476RSV	M2496RSV	M2501RSV

MASTER CYLINDER ILLUSTRATION GUIDE

Illustrations are provided for reference and general appearance only. Using this guide does not guarantee fit or function for non-catalogued or non-automotive purposes and if used as such, no warranty, express or implied, is provided.

IDENTIFICATION GUIDE





































MASTER CYLINDER RESERVOIRS - NEW

 M2534RSV	 M2608RSV	 M2609RSV	 M2772RSV	 M2793RSV	 M2805RSV
 M2827RSV	 M2831RSV	 M2861RSV	 M2892RSV	 M2902RSV	 M2903RSV
 M2906RSV	 M2925RSV	 M2938RSV	 M3069RSV	 M3074RSV	 M3080RSV
 M3083RSV	 M3086RSV	 M3117RSV	 M3118RSV	 M3123RSV	 M3147RSV
 M3156RSV	 M3166RSV	 M3172RSV	 M3186RSV	 M3237RSV	 M3242RSV
 M3259RSV	 M3283RSV	 M3284RSV	 M3286RSV	 M3306RSV	 M3325RSV

MASTER CYLINDER ILLUSTRATION GUIDE

Illustrations are provided for reference and general appearance only. Using this guide does not guarantee fit or function for non-catalogued or non-automotive purposes and if used as such, no warranty, express or implied, is provided.

MASTER CYLINDER RESERVOIRS - NEW
























 M3331RSV	 M3373RSV	 M3376RSV	 M3379RSV	 M3390RSV	 M3409RSV
 M3410RSV	 M3413RSV	 M3417RSV	 M3418RSV	 M3422RSV	 M3432RSV
 M3434RSV	 M3435RSV	 M3459RSV	 M3468RSV	 M3480RSV	 M3487RSV
 M3492RSV	 M3493RSV	 M3498RSV	 M3500RSV	 M3505RSV	 M3518RSV
 M3523RSV	 M3527RSV	 M3528RSV	 M3538RSV	 M3540RSV	 M3555RSV
 M3559RSV	 M3566RSV	 M3585RSV	 M3621RSV	 M3639RSV	 M3723RSV

MASTER CYLINDER ILLUSTRATION GUIDE

Illustrations are provided for reference and general appearance only. Using this guide does not guarantee fit or function for non-catalogued or non-automotive purposes and if used as such, no warranty, express or implied, is provided.

IDENTIFICATION GUIDE

MASTER CYLINDER RESERVOIRS - NEW

 M3731RSV	 M3737RSV	 M3760RSV	 M3773RSV	 M3798RSV	 M3805RSV
 M3819RSV	 M3837RSV	 M3863RSV	 M3864RSV	 M3867RSV	 M3877RSV
 M3885RSV	 M3887RSV	 M3893RSV	 M3914RSV	 M4032RSV	 M4443RSV
 M4556RSV	 M4558RSV	 M4570RSV	 M4739RSV	 M4741RSV	

MASTER CYLINDER SPECIFICATIONS

Part Number Order

Specifications are provided for reference only. Use these specifications to match up with the original unit removed from the vehicle, the replacement part specifications and casting may differ but fit and function should be the same.

NAPA Brakes (New)	NAPA Proformer (Reman)	Primary Bore Size	Decimal Inch Conversion	Step Bore	Port(s)	Primary Port Dimension	Secondary Port Dimension	Other Port(s)/ Comments	OE Reservoir Type
M661	P661	1 1/2"	1.5	—	2	1/2x20	1/2x20	—	Integral
M681	NA	1 1/4"	1.25	—	3	1/2x20	1/8x27	—	Integral
NA	P785	1 1/2"	1.5	—	3	1/4x18	1/8x27	3/8 X 18	Integral
M1050	P1050	1 1/16"	1.062	—	1	1/2x20	—	—	Integral
NA	P1722	1 1/8"	1.125	—	1	1/2x20	—	—	Integral
NA	P1787	1"	1.000	—	2	1/2x20	1/2x20	—	Integral
M1843	P1843	1"	1.000	—	2	1/2x20	1/2x20	—	Integral
M1843	P1843	1"	1.000	—	2	1/2x20	1/2x20	—	Integral
M1874	P1874	1"	1.000	—	2	1/2x20	9/16x20	—	Integral
M1874M	P1874M	1"	1.000	—	2	1/2x20	9/16x18	—	Integral
NA	P1877	1"	1.000	—	2	1/2x20	9/16x18	—	Integral
NA	P1877M	1"	1.000	—	2	1/2x20	9/16x18	—	Integral
NA	P1878	1 1/8"	1.125	—	2	1/2x20	9/16x18	—	Integral
M1879	P1879	1"	1.000	—	2	9/16x18	1/2x20	—	Integral
M1880	P1880	1"	1.000	—	2	9/16x18	1/2x20	—	Integral
M1890	P1890DW	1 1/8"	1.125	—	2	9/16x18	1/2x20	—	Integral
M1929	P1892	15/16"	0.937	—	2	1/2x20	9/16x18	—	Integral
M1930	P1896	15/16"	0.937	—	2	3/8x24	9/16x18	—	Integral
M1902	P1902	1"	1.000	—	2	9/16x18	1/2x20	—	Integral
NA	P1903	1 1/8"	1.125	—	2	1/2x20	9/16x18	—	Integral
M1914	P1914	1"	1.000	—	2	9/16x18	1/2x20	—	Integral
M1922	P1922	1"	1.000	—	2	9/16x18	1/2x20	—	Integral
M1843	P1924	1"	1.000	—	2	1/2x20	1/2x20	—	Integral
M1926	P1926	1"	1.000	—	2	7/16x24	9/16x18	—	Integral
NA	P1927	1"	1.000	—	2	3/8x24	1/2x20	—	Integral
M1929	P1929	1"	1.000	—	2	7/16x24	1/2x20	—	Integral
NA	P1929B	1"	1.000	—	2	3/8x24	1/2x20	—	Integral
M1930	P1930	15/16"	0.937	—	2	3/8x24	1/2x20	—	Integral
M1935	P1935	1"	1.000	—	2	1/2x20	1/2x20	—	Integral
M1937	P1937	1"	1.000	—	2	1/2x20	1/2x20	9/16x18	Integral
M1939	P1939	1"	1.000	—	2	1/2x20	9/16x18	fittings to 9/16x18 1/2x20	Integral
M1940	P1940	1"	1.000	—	2	1/2x20	9/16x18	—	Integral
M1941	P1941	1"	1.000	—	2	1/2x20	9/16x18	—	Integral
M1944	P1942	1 1/8"	1.125	—	2	9/16x18	1/2x20	—	Integral
M1944	P1944	1 1/8"	1.125	—	2	9/16x18	1/2x20	—	Integral
M1945	P1945	1"	1.000	—	2	3/8x24	1/2x20	—	Integral
M1947	P1947	1"	1.000	—	2	9/16x18	1/2x20	—	Integral
M1949	P1949	1"	1.000	—	2	9/16x18	1/2x20	—	Integral
M1955	P1955	1 1/8"	1.125	—	2	1/2x20	9/16x20	—	Integral
M1956	P1956	1 1/8"	1.125	—	2	9/16x18	1/2x20	—	Integral
M1961	P1961	1"	1.000	—	2	3/8x24	1/2x20	—	Integral
NA	P1971	1 1/8"	1.125	—	2	9/16x18	1/2x20	—	Integral
M1974	P1974	1 1/8"	1.125	—	2	9/16x18	1/2x20	—	Integral
NA	P1974BLV	1 1/8"	1.125	—	4	9/16x18	1/2x20	5/16X24	Integral
NA	P1974SPL	1 1/8"	1.125	—	2	9/16x18	1/2x20	—	Integral
NA	P1978	1 1/8"	1.125	—	2	9/16x18	1/2x20	—	Integral
M2026	P2026	1 1/8"	1.125	—	2	1/2x20	9/16x20	—	Integral
NA	P2030	1"	1.000	—	2	9/16x18	1/2x20	—	Integral
M2032	P2032	1 1/8"	1.125	—	2	9/16x18	1/2x20	—	Integral
M2036	P2036	1"	1.000	—	2	1/2x20	9/16x18	—	Integral
M2039	P2039	1"	1.000	—	2	1/2x20	9/16x18	—	Integral
M2040	P2040	1"	1.000	—	2	9/16x18	1/2x20	—	Integral

SPECIFICATION GUIDE

MASTER CYLINDER SPECIFICATIONS

Part Number Order

Specifications are provided for reference only. Use these specifications to match up with the original unit removed from the vehicle, the replacement part specifications and casting may differ but fit and function should be the same.

SPECIFICATION GUIDE

NAPA Brakes (New)	NAPA Proformer (Reman)	Primary Bore Size	Decimal Inch Conversion	Step Bore	Port(s)	Primary Port Dimension	Secondary Port Dimension	Other Port(s)/ Comments	OE Reservoir Type
NA	P2042	1 1/8"	1.125	—	2	1/2x20	1/2x20	—	Integral
NA	P2043	1 1/16"	1.062	—	2	1/2x20	1/2x20	—	Integral
NA	P2044	1 1/32"	1.032	—	2	1/2x20	9/16x20	—	Integral
M2044M	P2044M	1 1/32"	1.031	—	2	1/2x20	9/16x20	—	Integral
NA	P2047	1 1/8"	1.125	—	2	9/16x18	1/2x20	—	Integral
M2049	P2049	3/4"	0.750	—	2	9/16x18	1/2x20	—	Integral
NA	P2051	15/16"	0.937	—	2	3/8x24	1/2x20	—	Integral
M2056	P2056	1"	1.000	—	2	9/16x18	1/2x20	—	Integral
NA	P2059	15/16"	0.937	—	2	7/16x24	9/16x18	—	Integral
M2062	P2062	1 1/8"	1.125	—	2	9/16x18	1/2x20	—	Integral
M2063	P2063	1"	1.000	—	2	1/2x20	9/16x18	—	Integral
M2067	P2067	15/16"	0.937	—	2	1/2x20	9/16x20	—	Integral
NA	P2067M	15/16"	0.937	—	2	1/2x20	9/16x20	—	Integral
M2069	P2069	1"	1.000	—	2	1/2x20	7/16x24	—	Integral
M2070	P2070	1"	1.000	—	2	1/2x20	7/16x24	—	Integral
NA	P2071	1"	1.000	—	2	1/2x20	9/16x18	—	Integral
M2072	P2072	1 1/8"	1.125	—	2	9/16x18	1/2x20	—	Integral
M2072	P2072	1 1/8"	1.125	—	2	9/16x18	1/2x20	—	Integral
NA	P2072BLV	1 1/8"	1.125	—	2	9/16x18	1/2x20	—	Integral
NA	P2072DW	1 1/8"	1.125	—	2	9/16x18	1/2x20	—	Integral
M2066	P2074	1"	1.000	—	2	1/2x20	9/16x20	—	Integral
M2076	P2076	1"	1.000	—	2	9/16x18	1/2x20	—	Integral
M2077	P2077	15/16"	0.937	—	2	7/16x24	1/2x20	—	Integral
M2080	P2080	1 1/4"	1.25	—	2	3/8x24	9/16x18	—	Integral
M2080	P2080BXR	1 1/8"	1.125	—	2	3/8x24	9/16x18	—	Integral
M2085	P2085	1 1/4"	1.25	—	2	1/2x20	9/16x18	—	Integral
NA	P2089	3/4"	0.750	—	4	M16x1.0	M16x1.0	M10X1.0, M7X1.0 (bleeder screws)	Plastic
NA	P2091	13/16"	0.812	0.985	4	M12x1.0	M12x1.0	M10x1.0	Plastic
NA	P2092	13/16"	0.812	—	4	M12x1.0	M12x1.0	M10x1.0	Plastic
NA	P2093	13/16"	0.812	—	4	M10x1.0	M10x1.0	2X (M10x1.0)	Plastic
NA	P2094	7/8"	0.875	—	4	M10x1.0	M10x1.0	—	Remote
NA	P2096	3/4"	0.750	—	2	M10x1.0	M10x1.0	—	Integral
NA	P2099	11/16"	0.687	—	4	M10x1.0	M10x1.0	1/8x27 NPT	Integral
NA	P2100	11/16"	0.687	—	4	M10x1.0	M10x1.0	2X (M10x1.0)	Plastic
NA	P2101	7/8"	0.875	—	2	M10x1.0	M10x1.0	—	Plastic
M2102	P2102	3/4"	0.750	—	4	M10x1.0	M10x1.0	2X (M10x1.0)	Remote
NA	P2107	3/4"	0.750	—	5	M10x1.0	M10x1.0	—	Remote
NA	P2109	7/8"	0.875	—	5	M12x1.0	M12x1.0	3X (M10x1.0)	Remote
M2110	P2110	3/4"	0.750	—	5	M10x1.0	M10x1.0	3X (M10x1.0)	Remote
NA	P2111	15/16"	0.937	1.1	4	M10x1.0	M10x1.0	—	Remote
NA	P2120	15/16"	0.937	—	2	3/8x24	9/16x18	—	Integral
M2122	P2122	15/16"	0.937	—	2	1/2x20	9/16x20	—	Integral
M2123	P2123	1 1/32"	1.032	—	2	1/2x20	9/16x20	—	Integral
NA	P2123M	1 1/32"	1.031	—	2	1/2x20	9/16x20	—	Integral
NA	P2124	1 1/32"	1.032	—	2	1/2x20	9/16x20	—	Integral
NA	P2124M	1 1/32"	1.031	—	2	1/2x20	9/16x20	—	Integral
NA	P2124M	1 1/32"	1.031	—	2	1/2x20	9/16x20	—	Integral
NA	P2126	1 1/16"	1.062	—	2	1/2x20	9/16x18	—	Integral
M2127	P2127	1 1/8"	1.125	—	2	9/16x18	1/2x20	—	Integral
NA	P2129	1"	1.000	—	2	1/2x20	9/16x18	—	Integral
NA	P2130	1 1/16"	1.062	—	2	9/16x18	1/2x20	—	Integral

MASTER CYLINDER SPECIFICATIONS

Part Number Order

Specifications are provided for reference only. Use these specifications to match up with the original unit removed from the vehicle, the replacement part specifications and casting may differ but fit and function should be the same.

NAPA Brakes (New)	NAPA Proformer (Reman)	Primary Bore Size	Decimal Inch Conversion	Step Bore	Port(s)	Primary Port Dimension	Secondary Port Dimension	Other Port(s)/ Comments	OE Reservoir Type
M2132	P2132	1"	1.000	—	2	1/2x20	9/16x18	—	Integral
M2133	P2133	1"	1.000	—	2	1/2x20	9/16x18	—	Integral
M2134	P2134	1 5/16"	1.312	—	2	1/2x20	9/16x18	—	Integral
M2135	P2135	1 5/16"	1.312	—	2	1/2x20	9/16x18	—	Integral
M2139	P2139	15/16"	0.937	—	2	1/2x20	7/16x24	—	Integral
NA	P2140	15/16"	0.937	—	2	1/2x20	7/16x24	—	Integral
NA	P2144	15/16"	0.937	—	2	1/2x20	7/16x24	—	Integral
M2153	P2153	15/16"	0.937	—	2	7/16x24	3/8x24	—	Integral
M2154	P2154	1 1/8"	1.125	—	2	1/2x20	7/16x24	—	Integral
NA	P2155	1"	1.000	—	2	1/2x20	3/8x24	—	Integral
NA	P2162	3/4"	0.750	—	2	9/16x18	1/2x20	—	Integral
M2163	P2163	1"	1.000	—	2	9/16x18	1/2x20	—	Integral
M2165	P2165	15/16"	0.937	—	2	9/16x18	7/16x24	—	Integral
NA	P2167	1"	1.000	—	2	9/16x18	7/16x24	—	Integral
M2168	P2168	1"	1.000	—	2	1/2x20	7/16x24	—	Integral
NA	P2169	3/4"	0.750	0.937	2	M10x1.0	M10x1.0	—	Plastic
NA	P2171	7/8"	0.875	—	3	M10x1.0	M10x1.0	M10x1.0	Remote
M2178	P2178	1 1/32"	1.032	—	2	1/2x20	9/16x20	—	Integral
M2179	P2179	1 1/32"	1.032	—	2	1/2x20	9/16x20	—	Integral
M2189	P2189	1 1/4"	1.25	—	2	1/2x20	9/16x18	—	Integral
M2190	P2190	15/16"	0.937	—	2	1/2x20	9/16x18	—	Integral
M2219	P2192	34MM	1.343	—	2	9/16x18	1/2x20	—	Bolt on AL
M2194	P2194	1 1/4"	1.25	—	2	9/16x18	1/2x20	—	Integral
M2198	P2198	1"	1.000	—	2	1/2x20	9/16x18	—	Integral
NA	P2199	3/4"	0.750	—	4	M10x1.0	M10x1.0	2 ports w/sensors	Remote
NA	P2202	7/8"	0.875	—	2	3/8x24	3/8x24	—	Plastic
NA	P2202	7/8"	0.875	—	2	3/8x24	3/8x24	—	Plastic
NA	P2203	5/8"	0.625	0.875	2	M10x1.0	M10x1.0	—	Plastic
M2204	P2204	7/8"	0.875	25MM	2	3/8x24	3/8x24	—	Plastic
NA	P2206	11/16"	0.687	—	4	M10x1.0	M10x1.0	2X (M10x1.0)	Plastic
M2209	P2209	7/8"	0.875	—	2	M10x1.0	M10x1.0	—	Plastic
NA	P2211	13/16"	0.812	—	2	M16x1.5	M16x1.5	fittings to M10x1.0	Plastic
NA	P2214	13/16"	0.812	—	4	M10x1.0	M10x1.0	2X (M10x1.0)	Remote
NA	P2215	15/16"	0.937	—	3	M10x1.0	M10x1.0	M10x1.0	Plastic
M2216	P2216	1"	1.000	—	4	M20x1.5	M20x1.5	2X M9x1.0 switch ports	Plastic
M2218	P2218	1"	1.000	—	2	1/2x20	7/16x24	—	Integral
M2219	P2219	34MM	1.338	—	2	9/16x18	1/2x20	—	Bolt on AL
M2220	P2220	1"	1.000	—	2	1/2x20	7/16x24	—	Integral
M2221	P2221	1 1/16"	1.062	—	2	1/2x20	9/16x18	—	Integral
M2222	P2222	3/4"	0.750	—	2	3/8x24	3/8x24	—	Plastic
NA	P2225	21MM	0.827	—	2	M10x1.0	M10x1.0	—	Plastic
M2227	P2227	1 1/16"	1.062	—	2	1/2x20	9/16x18	—	Integral
M2229	P2229	1 1/16"	1.062	—	2	1/2x20	9/16x18	—	Integral
M2232	P2232	1"	1.000	—	2	7/16x24	1/2x20	—	Integral
M2233	P2233	1 1/16"	1.062	—	2	3/8x24	7/16x24	—	Integral
NA	P2235	3/4"	0.750	—	2	1/2x20	9/16x18	—	Integral
NA	P2235	3/4"	0.750	—	2	1/2x20	9/16x18	—	Integral
NA	P2238	3/4"	0.750	—	2	1/2x20	9/16x18	—	Integral
NA	P2246	1 1/8"	1.125	—	2	1/2x20	9/16x20	—	Integral
NA	P2258	15/16"	0.937	—	2	1/2x20	9/16x20	—	Integral
NA	P2259	3/4"	0.750	—	2	1/2x20	9/16x18	—	Integral
NA	P2261	21MM	0.827	—	3	M10x1.0	M10x1.0	M10x1.0	Plastic

SPECIFICATION GUIDE

MASTER CYLINDER SPECIFICATIONS

Part Number Order

Specifications are provided for reference only. Use these specifications to match up with the original unit removed from the vehicle, the replacement part specifications and casting may differ but fit and function should be the same.

SPECIFICATION GUIDE

NAPA Brakes (New)	NAPA Proformer (Reman)	Primary Bore Size	Decimal Inch Conversion	Step Bore	Port(s)	Primary Port Dimension	Secondary Port Dimension	Other Port(s)/ Comments	OE Reservoir Type
NA	P2262	3/4"	0.750	—	2	M10x1.0	M10x1.0	—	Plastic
NA	P2264	11/16"	0.687	—	2	M10x1.0	M10x1.0	—	Plastic
NA	P2267	15/16"	0.937	—	2	M20x1.5	M20x1.5	2 Bleeder Valves	Plastic
M2269	P2269	13/16"	0.812	25MM	4	M10x1.0	M10x1.0	2X (M10x1.0)	Remote
M2272	P2272	3/4"	0.750	—	2	M10x1.0	M10x1.0	—	Plastic
M2273	P2273	1"	1.000	—	2	M20x1.5	M20x1.5	—	Remote
NA	P2275	15/16"	0.937	—	2	M22x1.5	M22x1.5	—	Plastic
NA	P2276	3/4"	0.750	—	2	M16x1.5	M16x1.5	—	Plastic
M2278	P2278	1"	1.000	—	2	M20 x 1.5 (M10 x 1.0)	M20 x 1.5 (M10 x 1.0)	—	Plastic
NA	P2279	13/16"	0.812	—	2	M16x1.5	M16x1.5	fittings to M10x1.0	Plastic
NA	P2280	24MM	0.944	—	2	9/16x18	1/2x20	—	Integral
NA	P2281	3/4"	0.750	—	2	M10x1.0	M16x1.5	—	Plastic
M2282	P2282	1 1/8"	1.125	—	2	9/16x18	1/2x20	—	Integral
M2283	P2283	1 1/8"	1.125	—	2	1/2x20	9/16x18	—	Integral
M2284	P2284	7/8"	0.875	—	4	M10x1.0	M10x1.0	2X (M10x1.0)	Plastic
M2285	P2285	1"	1.000	—	2	1/2x20	9/16x18	—	Integral
M2285	P2285	1"	1.000	—	2	1/2x20	9/16x18	—	Integral
M2288	P2288	7/8"	0.875	—	2	1/2x20	9/16x18	—	Plastic
M2289	P2289	24MM	0.944	—	2	1/2x20	9/16x18	—	Plastic
M2290	P2290	24MM	0.944	—	2	1/2x20	9/16x18	—	Integral
NA	P2291	1"	1.000	—	2	1/2x20	9/16x18	—	Integral
NA	P2292	7/8"	0.875	—	2	1/2x20	9/16x18	—	Integral
NA	P2295	3/4"	0.750	—	2	1/2x20	9/16x18	—	Integral
M2296	P2296	1 1/8"	1.125	—	2	9/16x18	1/2x20	—	Integral
NA	P2297	11/16"	0.687	—	2	M10x1.0	M10x1.0	—	Plastic
M2300	P2300	1 1/8"	1.125	—	2	9/16x18	1/2x20	—	Integral
NA	P2300BLV	1 1/8"	1.125	—	2	9/16x20	1/2x20	—	Integral
NA	P2301	15/16"	0.937	—	4	M10x1.0	M16x1.5	2X (1/8x27 NPT)	Plastic
NA	P2306	13/16"	0.812	—	4	M10x1.0	M10x1.0	2X (M10x1.0)	Plastic
NA	P2307	13/16"	0.812	25MM	6	M10x1.0	M10x1.0	4X (M10x1.0)	Remote
NA	P2308	11/16"	0.687	—	2	M16x1.0	M16x1.0	—	Plastic
M2309	P2309	1 1/8"	1.125	—	2	9/16x18	1/2x20	—	Integral
NA	P2310	1 1/8"	1.125	—	2	9/16x20	1/2x20	—	Integral
NA	P2311	3/4"	0.750	—	4	M10x1.0	M10x1.0	2X (M10x1.0)	Plastic
NA	P2314	7/8"	0.875	—	2	1/2x20	7/16x24	—	Integral
M2315	P2315	7/8"	0.875	—	2	1/2x20	7/16x24	—	Integral
M2326	P2326	1 1/8"	1.125	—	2	1/2x20	9/16x18	—	Integral
M2327	P2327	1"	1.000	—	2	1/2x20	9/16x18	—	Integral
M2328	P2328	3/4"	0.750	—	2	M16x1.5	M16x1.5	—	Plastic
NA	P2331	13/16"	0.812	—	2	M16x1.5	M16x1.5	—	Remote
NA	P2332	7/8"	0.875	—	2	M16x1.5	M16x1.5	—	Remote
NA	P2334	7/8"	0.875	—	2	M16x1.5	M16x1.5	—	Remote
M2338	P2338	7/8"	0.875	—	2	M10x1.25	M10x1.25	—	Remote
NA	P2339	7/8"	0.875	—	2	M10x1.25	M10x1.25	—	Plastic
M2352	P2352	7/8"	0.875	—	2	M10x1.0	M10x1.0	—	Remote
NA	P2353	7/8"	0.875	—	2	M10x1.0	M10x1.0	—	Plastic
NA	P2354	13/16"	0.812	—	2	M16x1.5	M16x1.5	fittings to M10x1.0	Plastic
M2356	P2356	22MM	0.866	—	5	M10x1.0	M10x1.0	3X (M10x1.0)	Remote
NA	P2360	3/4"	0.750	—	2	M10x1.25	M10x1.25	—	Plastic
M2363	P2363	7/8"	0.875	—	3	M22x1.5	M22x1.5	M8x1.25	Plastic
NA	P2365	7/8"	0.875	—	2	M10x1.0	M10x1.0	—	Plastic

MASTER CYLINDER SPECIFICATIONS

Part Number Order

Specifications are provided for reference only. Use these specifications to match up with the original unit removed from the vehicle, the replacement part specifications and casting may differ but fit and function should be the same.

NAPA Brakes (New)	NAPA Proformer (Reman)	Primary Bore Size	Decimal Inch Conversion	Step Bore	Port(s)	Primary Port Dimension	Secondary Port Dimension	Other Port(s)/ Comments	OE Reservoir Type
NA	P2366	1"	1.000	—	2	9/16x18	1/2x20	—	Integral
NA	P2368	7/8"	0.875	—	2	M10x1.0	M10x1.0	—	Plastic
NA	P2372	1 1/32"	1.031	—	2	1/2x20	9/16x20	—	Plastic
M2373	P2373	1 1/32"	1.031	—	2	1/2x20	9/16x20	—	Plastic
NA	P2374	3/4"	0.750	—	4	M10x1.0	M12x1.0	2X (M10x1.0)	Plastic
NA	P2375	3/4"	0.700	—	4	M10x1.0	M12x1.0	2X (M10x1.0)	Plastic
NA	P2377	11/16"	0.687	—	6	M10x1.0	M10x1.0	4X (M10x1.0)	Remote
M2379	P2379	13/16"	0.812	—	2	M10x1.0	M10x1.0	—	Plastic
M2380	P2380	13/16"	0.812	—	2	M10x1.0	M10x1.0	—	Plastic
NA	P2381	13/16"	0.812	—	2	M10x1.25	M10x1.25	—	Plastic
M2385	P2385	3/4"	0.750	—	2	M10x1.0	M10x1.0	—	Plastic
NA	P2388	15/16"	0.937	—	2	M10x1.0	M10x1.0	—	Plastic
NA	P2389	13/16"	0.812	—	2	M10x1.0	M10x1.0	—	Plastic
M2390	P2390	13/16"	0.812	—	2	M16x1.5	M16x1.5	fittings to M10x1.0	Plastic
NA	P2391	3/4"	0.750	—	2	M10x1.0	M10x1.0	—	Remote
M2401	P2401	13/16"	0.812	—	2	M10x1.0	M10x1.0	—	Plastic
NA	P2402	15/16"	0.937	—	2	M10x1.0	M10x1.0	—	Plastic
M2404	P2404	7/8"	0.875	—	2	3/8x24	3/8x24	—	Plastic
M2405	P2405	1"	1.000	—	2	9/16x18	7/16x24	—	Integral
M2407	P2407	1 1/16"	1.062	—	2	3/8x24	7/16x24	—	Integral
M2408	P2408	1"	1.000	—	2	1/2x20	7/16x24	—	Integral
M2410	P2410	7/8"	0.875	1.25	4	M20x1.5	M18x1.5	M11x1.5 M12x1.0	Plastic
M2411	P2411	1 1/8"	1.125	—	2	1/2x20	9/16x20	—	Plastic
NA	P2411M	1 1/8"	1.125	—	2	1/2x20	9/16x20	—	Plastic
M2412	P2412	1 1/16"	1.062	—	2	1/2x20	9/16x18	—	Integral
M2414	P2414	1 3/16"	1.181	—	2	9/16x18	1/2x20	—	Integral
NA	P2415	1"	1.000	1.375	2	1/2x20	9/16x18	—	Integral
NA	P2415	1"	1.000	1.375	2	1/2x20	9/16x18	—	Integral
M2416	P2416	1 1/8"	1.125	1.562	2	1/2x20	9/16x18	—	Integral
NA	P2417	7/8"	0.875	—	2	3/8x24	3/8x24	—	Plastic
M2418	P2418	21MM	0.827	—	2	9/16x18	7/16x24	—	Integral
NA	P2419	21MM	0.827	—	2	9/16x18	7/16x24	—	Integral
NA	P2420	7/8"	0.875	—	2	M10x1.0	M10x1.0	—	Plastic
M2421	P2421	1 1/8"	1.125	40MM	2	1/2x20	9/16x18	—	Plastic
NA	P2422	1 1/8"	1.125	40MM	2	1/2x20	9/16x18	—	Plastic
M2423	P2423	1 1/4"	1.25	—	2	9/16x18	1/2x20	—	Integral
M2423	P2423	1 1/4"	1.25	—	2	9/16x18	1/2x20	—	Integral
M2424	P2424	1 1/8"	1.125	40MM	2	1/2x20	9/16x18	—	Plastic
NA	P2425	13/16"	0.812	—	2	M10x1.0	M10x1.0	—	Plastic
M2426	P2426	7/8"	0.875	—	2	M10x1.0	M10x1.0	—	Plastic
M2427	P2427	7/8"	0.875	—	2	M10x1.0	M10x1.0	—	Plastic
M2428	P2428	13/16"	0.812	—	2	M10x1.25	M10x1.25	—	Plastic
NA	P2429	13/16"	0.812	—	3	M10x1.25	M10x1.25	M10x1.25	Remote
NA	P2430	7/8"	0.875	—	3	M16x1.5	M10x1.25	M10x1.25	Remote
NA	P2431	7/8"	0.875	25MM	5	M10x1.0	M10x1.0	2X (M12x1.0)	Plastic
M2432	P2432	22MM	0.866	25MM	6	M10x1.0	M10x1.0	4X (M10x1.0)	Remote
M2356	P2436	21MM	0.827	—	4	M10x1.0	M10x1.0	2X (M10x1.0)	Remote
NA	P2439	7/8"	0.875	—	2	M10x1.0	M10x1.0	—	Plastic
M2440	P2440	1"	1.000	—	2	1/2x20	9/16x18	—	Integral
NA	P2441	7/8"	0.875	—	3	M16x1.5	M10x1.25	M10x1.25	Remote
M2444	P2444	13/16"	0.812	—	2	M10x1.0	M10x1.0	—	Plastic
M2445	P2445	7/8"	0.875	—	2	M10x1.0	M16x1.5	secondary port with fitting	Plastic

SPECIFICATION GUIDE

MASTER CYLINDER SPECIFICATIONS

Part Number Order

Specifications are provided for reference only. Use these specifications to match up with the original unit removed from the vehicle, the replacement part specifications and casting may differ but fit and function should be the same.

SPECIFICATION GUIDE

NAPA Brakes (New)	NAPA Proformer (Reman)	Primary Bore Size	Decimal Inch Conversion	Step Bore	Port(s)	Primary Port Dimension	Secondary Port Dimension	Other Port(s)/ Comments	OE Reservoir Type
NA	P2447	15/16"	0.937	—	2	7/16x24	1/2x20	—	Integral
M2448	P2448	1 1/8"	1.125	—	2	9/16x18	7/16x24	—	Integral
NA	P2448BX	1 1/8"	1.125	—	2	9/16x18	7/16x24	—	Integral
NA	P2449	3/4"	0.750	—	4	M20x1.5	M20x1.5	M10x1.0	Plastic
NA	P2451	3/4"	0.750	—	2	M10x1.0	M10x1.0	—	Plastic
NA	P2453	7/8"	0.875	—	2	M10x1.0	M10x1.0	—	Plastic
M2454	P2454	24MM	0.944	—	2	1/2x20	9/16x18	—	Plastic
M2455	P2455	1"	1.000	—	2	1/2x20	9/16x18	—	Plastic
M2456	P2456	24MM	0.944	—	2	1/2x20	9/16x18	—	Plastic
M2456	P2456	24MM	0.944	—	2	1/2x20	9/16x18	—	Plastic
M2457	P2457	21MM	0.827	—	2	9/16x18	1/2x20	—	Integral
M2458	P2458	21MM	0.827	—	2	9/16x18	1/2x20	—	Integral
NA	P2459	3/4"	0.709	—	2	7/16x20	3/8x24	—	Plastic
M2463	P2463	24MM	0.944	—	2	1/2x20	9/16x18	—	Plastic
M2468	P2468	7/8"	0.875	—	3	M10x1.25	M10x1.25	M16x1.5	Remote
NA	P2470	15/16"	0.937	28MM	3	M10x1.0	M10x1.0	M10x1.0	Plastic
NA	P2471	20MM	0.787	—	6	M10x1.0	M10x1.0	2X (M10x1.0) 2X (M12x1.0)	Remote
M2472	P2472	5/8"	0.625	0.875	2	M10x1.0	M10x1.0	—	Plastic
M2474	P2474	24MM	0.944	—	2	1/2x20	9/16x18	—	Plastic
M2474	P2474	24MM	0.944	—	2	1/2x20	9/16x18	—	Plastic
NA	P2475	7/8"	0.875	1.25	4	M11x1.5	M12x1.0	2X (M16x1.5)	Plastic
M2476	P2476	7/8"	0.875	1.25	4	M16x1.5	M16x1.5	M11x1.5 M12x1.0	Plastic
M2476	P2476	7/8"	0.875	1.25	4	M16x1.5	M16x1.5	M11x1.5 M12x1.0	Plastic
M2477	P2477	24MM	0.944	36MM	2	1/2x20	9/16x18	—	Plastic
M2478	P2478	7/8"	0.875	—	2	9/16x18	1/2x20	—	Integral
NA	P2479	7/8"	0.875	—	2	9/16x18	1/2x20	—	Integral
NA	P2479	7/8"	0.875	—	2	9/16x18	1/2x20	—	Integral
M2480	P2480	24MM	0.944	1.25	5	M11x1.5	M12x1.0	2X (M16x1.5)	Plastic
M2481	P2481	15/16"	0.937	—	2	9/16x18	7/16x24	—	Integral
M2482	P2482	15/16"	0.937	—	2	1/2x20	3/8x24	—	Integral
M2483	P2483	7/8"	0.875	—	2	M10x1.0	M10x1.0	—	Plastic
NA	P2484	7/8"	0.875	—	2	M10x1.0	M10x1.0	—	Plastic
M2485	P2485	13/16"	0.812	1.031	2	M10x1.0	M10x1.0	—	Plastic
NA	P2487	7/8"	0.875	—	2	M10x1.0	M10x1.0	—	Plastic
M2488	P2488	7/8"	0.875	—	2	M18x1.5	M18x1.5	—	Plastic
NA	P2489	13/16"	0.812	0.985	6	M10x1.0	M10x1.0	4X (M12x1.0)	Remote
NA	P2491	13/16"	0.812	—	2	M10x1.0	M10x1.0	—	Plastic
M2492	P2492	13/16"	0.812	—	3	M10x1.0	M10x1.0	M10x1.0	Plastic
NA	P2493	13/16"	0.812	—	2	M10x1.0	M10x1.0	—	Plastic
NA	P2494	13/16"	0.812	—	2	M10x1.0	M10x1.0	—	Plastic
M2496	P2496	21MM	0.827	—	2	3/8x24	3/8x24	—	Plastic
M2499	P2499	21MM	0.827	—	2	M10x1.0	M10x1.0	—	Remote
M2500	P2500	19.7MM	0.775	1.125	4	M10x1.0	M12x1.0	M16x1.0 M18x1.0	Plastic
M2501	P2501	19.7MM	0.775	1.215	4	M16x1.5	M18x1.5	M10x1.0 M12x1.0	Plastic
M2505	P2505	15/16"	0.937	—	2	M16x1.5	M16x1.5	—	Plastic
M2506	P2506	15/16"	0.937	—	2	1/2x20	9/16x18	—	Integral
M2513	P2513	13/16"	0.812	—	3	M10x1.0	M10x1.0	M10x1.0	Plastic
NA	P2514	7/8"	0.875	—	4	M12x1.0	M10x1.0	M12x1.0 M10x1.0	Remote
M2517	P2517	3/4"	0.750	—	2	M16x1.5	M16x1.5	—	Plastic
NA	P2518	13/16"	0.812	—	2	M10x1.0	M10x1.0	—	Plastic
M2522	P2522	13/16"	0.812	—	2	M10x1.0	M10x1.0	—	Plastic
M2526	P2526	13/16"	0.812	—	3	M16x1.5	M10x1.25	M10x1.25	Remote

MASTER CYLINDER SPECIFICATIONS

Part Number Order

Specifications are provided for reference only. Use these specifications to match up with the original unit removed from the vehicle, the replacement part specifications and casting may differ but fit and function should be the same.

NAPA Brakes (New)	NAPA Proformer (Reman)	Primary Bore Size	Decimal Inch Conversion	Step Bore	Port(s)	Primary Port Dimension	Secondary Port Dimension	Other Port(s)/ Comments	OE Reservoir Type
M2528	P2528	13/16"	0.812	—	2	M16x1.5	M16x1.5	—	Plastic
M2530	P2530	15/16"	0.937	—	2	M10x1.0	M10x1.0	—	Plastic
M2531	P2531	13/16"	0.812	—	2	M18x1.5	M18x1.5	fittings to M10x1.0	Plastic
M2532	P2532	13/16"	0.812	—	2	M10x1.0	M10x1.0	—	Plastic
M2533	P2533	1 5/16"	1.312	—	2	1/2x20	9/16x18	—	Integral
M2534	P2534	24MM	0.944	—	2	3/8x24	3/8x24	—	Plastic
M2535	P2535	1 1/16"	1.062	—	2	9/16x18	1/2x20	—	Integral
M2538	P2538	1"	1.000	1.417	2	1/2x20	9/16x18	—	Plastic
M2538	P2538	1"	1.000	1.417	2	1/2x20	9/16x18	—	Plastic
M2539	P2539	1"	1.000	—	2	1/2x20	9/16x18	—	Plastic
M2548	P2548	1"	1.000	—	2	M11x1.5	M12x1.0	—	Plastic
M2558	P2558	1 1/16"	1.062	—	2	1/2x20	9/16x18	—	Integral
M2559	P2559	1 1/8"	1.125	—	2	3/8x24	7/16x24	—	Integral
NA	P2562	1 1/8"	1.125	40MM	2	1/2x20	9/16x18	—	Plastic
M2565	P2565	13/16"	0.812	—	2	M10x1.0	M16x1.5	—	Plastic
M2568	P2568	13/16"	0.812	—	2	M16x1.5	M16x1.5	—	Plastic
M2569	P2569	15/16"	0.937	—	2	M16x1.5	M16x1.5	—	Plastic
NA	P2570	13/16"	0.812	28MM	2	M10x1.0	M10x1.0	—	Remote
NA	P2575	13/16"	0.812	—	3	M10x1.25	M10x1.25	M10x1.25	Plastic
M2580	P2580	1 1/4"	1.25	40MM	2	1/2x20	9/16x18	—	Plastic
NA	P2588	7/8"	0.875	1.25	2	M11x1.5	M12x1.0	—	Plastic
M2589	P2589	21MM	0.827	—	2	7/16x24	1/2x20	—	Integral
M2589	P2589	21MM	0.827	—	2	7/16x24	1/2x20	—	Integral
M2590	P2590	7/8"	0.875	1.031	2	M10x1.0	M10x1.0	—	Plastic
NA	P2592	13/16"	0.812	25MM	4	M12x1.0	M12x1.0	2X (M10x1.0)	Remote
M2593	P2593	15/16"	0.937	28MM	3	M10x1.0	M10x1.0	M10x1.0	Plastic
M2594	P2594	15/16"	0.937	—	2	M16x1.5	M16x1.5	—	Remote
NA	P2595	13/16"	0.812	1	2	M10x1.0	M10x1.0	—	Plastic
M2596	P2596	15/16"	0.937	—	2	M18x1.5	M18x1.5	—	Plastic
M2601	P2601	3/4"	0.750	0.937	2	M10x1.0	M10x1.0	—	Plastic
M2601	P2601	3/4"	0.750	0.937	2	M10x1.0	M10x1.0	—	Plastic
M2608	P2608	24MM	0.944	1.25	2	M11x1.5	M12x1.0	—	Plastic
M2609	P2609	1 1/8"	1.125	40MM	2	1/2x20	9/16x18	—	Plastic
M2610	P2610	1 1/4"	1.25	—	2	1/2x20	9/16x18	—	Integral
M2611	P2611	15/16"	0.937	—	3	M10x1.0	M10x1.0	M10x1.0	Plastic
NA	P2621	5/8"	0.625	0.875	2	M10x1.0	M10x1.0	—	Plastic
NA	P2626	5/8"	0.62	0.88	4	M10x1.0	M10x1.0	2X (M10x1.0)	Plastic
M2657	P2657	1 1/2"	1.5	—	2	1/2x20	1/2x20	—	Integral
NA	P2668	3/4"	0.750	1.1	3	M10x1.0	M10x1.0	M10x1.0	Remote
M32669	P2669	3/4"	0.750	26MM	3	M10x1.0	M10x1.0	Stop Light Switch	Remote
NA	P2715	15/16"	0.937	—	2	M10x1.0	M10x1.0	—	Plastic
M2751	P2751	7/8"	0.875	1.187	2	M10x1.0	M10x1.0	—	Plastic
M2753	P2753	15/16"	0.937	—	2	M10x1.0	M10x1.0	—	Plastic
NA	P2756	1"	1.000	1.187	2	M12x1.0	M10x1.0	—	Plastic
M2757	P2757	13/16"	0.812	—	4	M10x1.0	M10x1.0	2X (M10x1.0)	Plastic
M2758	P2758	15/16"	0.937	28MM	4	M10x1.0	M10x1.0	2X (M10x1.0)	Remote
NA	P2759	13/16"	0.812	25MM	4	M10x1.0	M10x1.0	2X (M10x1.0)	Remote
M2760	P2760	13/16"	0.812	28MM	4	M10x1.0	M10x1.0	2X (M10x1.0)	Plastic
NA	P2761	7/8"	0.875	—	4	M10x1.0	M10x1.0	2X (M10x1.0)	Plastic
M2764	P2764	7/8"	0.875	—	2	M10x1.0	M10x1.0	—	Plastic
M2766	P2766	7/8"	0.875	—	3	M10x1.0	M10x1.0	M10x1.0	Plastic
NA	P2768	7/8"	0.875	—	3	M10x1.0	M10x1.0	M14x1.0	Plastic

SPECIFICATION GUIDE

MASTER CYLINDER SPECIFICATIONS

Part Number Order

Specifications are provided for reference only. Use these specifications to match up with the original unit removed from the vehicle, the replacement part specifications and casting may differ but fit and function should be the same.

SPECIFICATION GUIDE

NAPA Brakes (New)	NAPA Proformer (Reman)	Primary Bore Size	Decimal Inch Conversion	Step Bore	Port(s)	Primary Port Dimension	Secondary Port Dimension	Other Port(s)/ Comments	OE Reservoir Type
NA	P2769	7/8"	0.875	—	2	M10x1.0	M10x1.0	—	Plastic
M2772	P2772	7/8"	0.875	—	3	M10x1.0	M10x1.0	M10x1.0	Plastic
M2774	P2774	7/8"	0.875	—	4	M10x1.0	M10x1.0	2X (M14x1.0)	Plastic
M2775	P2775	7/8"	0.875	—	3	M10x1.0	M10x1.0	M10x1.0	Plastic
M2778	P2778	7/8"	0.875	—	2	M10x1.0	M10x1.0	—	Plastic
M2779	P2779	7/8"	0.875	—	2	M10x1.0	M10x1.0	—	Plastic
M2781	P2781	7/8"	0.875	—	2	M10x1.0	M10x1.0	—	Plastic
M2782	P2782	7/8"	0.875	—	2	M10x1.0	M10x1.0	—	Plastic
M2784	P2784	1"	1.000	—	2	M10x1.0	M10x1.0	—	Plastic
NA	P2785	1"	1.000	—	2	M10x1.0	M10x1.0	—	Plastic
M27304	P27855	1 1/2"	1.5	—	1	1/2x20	—	—	Integral
NA	P27856	1 3/4"	1.750	—	1	1/2x20	—	—	Integral
M2787	P2787	13/16"	0.812	—	2	M10x1.0	M10x1.0	—	Plastic
M2788	P2788	7/8"	0.875	—	3	M10x1.0	M16x1.5	M16x1.5	Plastic
M2790	P2790	15/16"	0.937	—	2	M10x1.0	M10x1.0	—	Plastic
NA	P2791	1"	1.000	—	2	M10x1.0	M10x1.0	—	Plastic
M2793	P2793	7/8"	0.875	—	2	M10x1.0	M10x1.0	—	Plastic
M2794	P2794	15/16"	0.937	—	2	M10x1.0	M10x1.0	—	Plastic
M2796	P2796	1"	1.000	—	1	1/2x20	—	—	Integral
M2797	P2797	15/16"	0.937	—	2	M10x1.0	M10x1.0	—	Plastic
M2798	P2798	15/16"	0.937	—	2	M10x1.0	M10x1.0	—	Plastic
M2799	P2799	15/16"	0.937	—	2	M10x1.0	M10x1.0	—	Plastic
M2805	P2805	7/8"	0.875	—	2	M16x1.5	M16x1.5	—	Plastic
M3733	P2807	1"	1.000	—	2	M10x1.0	M10x1.0	—	Plastic
M2809	P2809	15/16"	0.937	—	3	M10x1.0	M10x1.0	M10x1.0	Plastic
NA	P2811	1"	1.000	—	4	M10x1.0	M10x1.0	2X (M10x1.0)	Plastic
NA	P2813	1"	1.000	—	2	M10x1.0	M10x1.0	—	Remote
M2814	P2814	15/16"	0.937	—	3	M10x1.0	M10x1.0	M10x1.0	Plastic
NA	P2817	15/16"	0.937	—	3	M10x1.0	M10x1.0	M10x1.0	Plastic
M2818	P2818	15/16"	0.937	—	3	M10x1.0	M10x1.0	M10x1.0	Plastic
NA	P2819	13/16"	0.812	1	2	M10x1.0	M10x1.0	—	Plastic
M2821	P2821	15/16"	0.937	—	3	M10x1.0	M10x1.0	M10x1.0	Plastic
M2822	P2822	15/16"	0.937	—	2	M10x1.0	M10x1.0	—	Plastic
NA	P2823	3/4"	0.750	0.937	4	M10x1.0	M10x1.0	2X (M10x1.0)	Plastic
M2825	P2825	3/4"	0.750	0.937	4	M10x1.0	M10x1.0	2X (M10x1.0)	Plastic
M2825	P2825	3/4"	0.750	0.937	4	M10x1.0	M10x1.0	2X (M10x1.0)	Plastic
M2826	P2826	13/16"	0.812	1	4	M10x1.0	M10x1.0	2X (M10x1.0)	Plastic
M2827	P2827	1"	1.000	—	4	M10x1.0	M10x1.0	2X (M10x1.0)	Plastic
M2829	P2829	15/16"	0.937	—	2	M10x1.0	M10x1.0	—	Plastic
M2831	P2831	13/16"	0.812	1.187	2	M10x1.0	M10x1.0	—	Plastic
M2837	P2837	15/16"	0.937	1.187	2	M10x1.0	M10x1.0	—	Plastic
M2840	P2840	3/4"	0.750	25MM	3	M10x1.0	M10x1.0	M10x1.0	Remote
M2842	P2842	1 3/4"	1.750	—	3	1/2x20	1/2x20	—	Integral
NA	P2843	13/16"	0.812	28MM	2	M10x1.0	M10x1.0	—	Remote
M2844	P2844	13/16"	0.812	25MM	3	M10x1.0	M10x1.0	M10x1.0	Plastic
NA	P2846	15/16"	0.937	28MM	2	M10x1.0	M10x1.0	—	Remote
NA	P2847	15/16"	0.937	28MM	2	M10x1.0	M10x1.0	—	Remote
NA	P2848	7/8"	0.875	0.985	2	M10x1.0	M10x1.0	—	Remote
NA	P2849	7/8"	0.875	0.985	2	M10x1.0	M10x1.0	—	Remote
NA	P2850	1"	1.000	1.1	2	M10x1.0	M10x1.0	—	Remote
NA	P2852	7/8"	0.875	1.340	2	M10x1.0	M10x1.0	—	Plastic
M2854	P2854	13/16"	0.812	—	4	M20x1.0	M20x1.0	2X (M10x1.0)	Plastic

MASTER CYLINDER SPECIFICATIONS

Part Number Order

Specifications are provided for reference only. Use these specifications to match up with the original unit removed from the vehicle, the replacement part specifications and casting may differ but fit and function should be the same.

NAPA Brakes (New)	NAPA Proformer (Reman)	Primary Bore Size	Decimal Inch Conversion	Step Bore	Port(s)	Primary Port Dimension	Secondary Port Dimension	Other Port(s)/ Comments	OE Reservoir Type
M2855	P2855	7/8"	0.875	—	4	M10x1.0	M10x1.0	2X (M20x1.0)	Plastic
NA	P2859	7/8"	0.875	—	2	M10x1.0	M10x1.0	—	Plastic
M2860	P2860	7/8"	0.875	—	2	M10x1.0	M10x1.0	—	Plastic
M2861	P2861	15/16"	0.937	—	2	M10x1.0	M10x1.0	—	Plastic
NA	P2862	13/16"	0.812	1.418	4	M10x1.0	M10x1.0	2X (M10x1.0)	Plastic
NA	P2863	13/16"	0.812	1.418	4	M10x1.0	M10x1.0	2X (M10x1.0)	Plastic
M2864	P2864	7/8"	0.875	34MM	4	M10x1.0	M10x1.0	2X (M10x1.0)	Plastic
M2866	P2866	13/16"	0.812	1	3	M10x1.0	M10x1.0	M10x1.0	Plastic
M2867	P2867	13/16"	0.812	1	3	M10x1.0	M10x1.0	M10x1.0	Plastic
NA	P2868	15/16"	0.937	—	4	M10x1.0	M10x1.0	2X (M10x1.0)	Plastic
NA	P2869	15/16"	0.937	—	3	M10x1.0	M10x1.0	M10x1.0	Plastic
NA	P2870	7/8"	0.875	—	2	M10x1.0	M10x1.0	—	Plastic
NA	P2871	7/8"	0.875	—	2	M10x1.0	M10x1.0	—	Plastic
M2872	P2872	15/16"	0.937	—	2	M10x1.0	M10x1.0	—	Plastic
M2875	P2875	15/16"	0.937	—	2	M10x1.0	M10x1.0	—	Plastic
M2877	P2877	3/4"	0.750	28MM	3	M10x1.0	M10x1.0	M10x1.0	Plastic
M2878	P2878	5/8"	0.660	0.935	4	M10x1.0	M10x1.0	2X (M10x1.0)	Plastic
NA	P2880	7/8"	0.875	—	2	M10x1.0	M10x1.0	—	Plastic
NA	P2881	7/8"	0.875	—	2	M10x1.0	M10x1.0	—	Plastic
NA	P2883	13/16"	0.812	—	4	M10x1.0	M12x1.0	2X (M10x1.0)	Plastic
M2892	P2892	24MM	0.944	36MM	4	M16x1.5	M12x1.0	M11x1.5 M16x1.5	Plastic
M2893	P2893	1 1/8"	1.125	40MM	4	M16x1.5	M16x1.5	M11x1.5 M12x1.0	Plastic
M2893	P2893	1 1/8"	1.125	40MM	4	M16x1.5	M16x1.5	M11x1.5 M12x1.0	Plastic
M2894	P2894	24MM	0.944	1.25	4	M11x1.5	M12x1.0	2X (M16x1.5)	Plastic
M2894	P2894	24MM	0.944	1.25	4	M11x1.5	M12x1.0	2X (M16x1.5)	Plastic
M2895	P2895	24MM	0.944	—	4	M13x1.5	M10x1.0	M11x1.5 M12x1.0	Plastic
M2897	P2897	7/8"	0.875	—	4	M13x1.5	M10x1.0	M11x1.5 M12x1.0	Plastic
M2898	P2898	24MM	0.944	—	4	M13x1.5	M10x1.0	M11x1.5 M12x1.0	Plastic
NA	P2899	1"	1.000	36MM	2	1/2x20	9/16x18	—	Plastic
NA	P2900	24MM	0.944	1.25	2	1/2x20	9/16x18	—	Plastic
NA	P2901	24MM	0.944	36MM	2	1/2x20	9/16x18	—	Plastic
M2902	P2902	1"	1.000	36MM	2	1/2x20	9/16x18	—	Plastic
M2903	P2903	1 1/8"	1.125	40MM	2	1/2x20	9/16x18	—	Plastic
M2904	P2904	1 1/4"	1.25	—	2	1/2x20	9/16x18	—	Plastic
M2906	P2906	24MM	0.944	—	4	M13x1.5	M10x1.0	M11x1.5 M12x1.0	Plastic
NA	P2908	24MM	0.944	36MM	2	1/2x20	9/16x18	—	Plastic
NA	P2908	24MM	0.944	36MM	2	1/2x20	9/16x18	—	Plastic
NA	P2912	13/16"	0.812	—	4	M15x1.0	M15x1.0	M10x1.0 M12x1.0	Plastic
M2916	P2916	3/4"	0.750	0.937	2	M10x1.0	M10x1.0	—	Plastic
M2917	P2917	13/16"	0.812	30MM	2	M10x1.0	M10x1.0	—	Plastic
NA	P2920	15/16"	0.937	—	3	M10x1.0	M10x1.0	M10x1.0	Plastic
NA	P2921	1"	1.000	—	3	M10x1.0	M10x1.0	M10x1.0	Plastic
M2923	P2923	7/8"	0.875	1.25	4	M10x1.0	M12x1.0	M12x1.0 M10x1.0	Plastic
M2923	P2923	7/8"	0.875	1.25	4	M10x1.0	M12x1.0	M12x1.0 M10x1.0	Plastic
M2924	P2924	7/8"	0.875	1.25	4	M10x1.0	M12x1.0	M16x1.0 M18x1.0	Plastic
M2925	P2925	15/16"	0.937	—	2	7/16x24	9/16x18	—	Plastic
M2925	P2925	15/16"	0.937	—	2	7/16x24	9/16x18	—	Plastic
M2926	P2926	15/16"	0.937	—	2	3/8x24	1/2x20	—	Plastic
M2927	P2927	15/16"	0.937	—	2	7/16x24	9/16x18	—	Plastic
M2928	P2928	1"	1.000	—	4	M16x1.0	M10x1.0	2X (M10x1.0)	Plastic
M2938	P2938	3/4"	0.750	—	2	M10x1.0	M10x1.0	—	Plastic
NA	P2943	1 5/16"	1.312	—	2	1/2x20	9/16x18	—	Integral

SPECIFICATION GUIDE

MASTER CYLINDER SPECIFICATIONS

Part Number Order

Specifications are provided for reference only. Use these specifications to match up with the original unit removed from the vehicle, the replacement part specifications and casting may differ but fit and function should be the same.

SPECIFICATION GUIDE

NAPA Brakes (New)	NAPA Proformer (Reman)	Primary Bore Size	Decimal Inch Conversion	Step Bore	Port(s)	Primary Port Dimension	Secondary Port Dimension	Other Port(s)/ Comments	OE Reservoir Type
M2944	P2944	24MM	0.944	—	2	1/2x20	9/16x20	—	Plastic
M32947	P2947	7/8"	0.875	—	2	M10x1.0	M10x1.0	—	Plastic
M2954	P2954	7/8"	0.875	—	2	M10x1.0	M10x1.0	—	Plastic
NA	P2956	7/8"	0.875	—	2	M10x1.0	M10x1.0	—	Remote
M2960	P2960	15/16"	0.937	—	2	7/16x24	1/2x20	—	Plastic
M2963	P2963	7/8"	0.875	—	2	3/8x24	3/8x24	—	Plastic
M2964	P2964	13/16"	0.812	1	2	M10x1.0	M10x1.0	—	Plastic
NA	P2965	13/16"	0.812	—	4	M10x1.0	M10x1.0	2X (M10x1.0)	Plastic
NA	P2972	13/16"	0.812	0.937	3	M10x1.0	M10x1.0	M10x1.0	Remote
M32982	P2982	15/16"	0.937	—	4	M10x1.0	M10x1.0	2X (M10x1.0)	Plastic
M32982	P2982	15/16"	0.937	—	4	M10x1.0	M10x1.0	2X (M10x1.0)	Plastic
NA	P2985	15/16"	0.937	28MM	5	M10x1.0	M10x1.0	3X (M10x1.0)	Remote
NA	P2986	13/16"	0.812	25MM	5	M10x1.0	M10x1.0	M10x1.0	Plastic
NA	P2988	13/16"	0.812	—	4	M10x1.0	M10x1.0	M10x1.0 3/8x24	Plastic
M2989	P2989	1"	1.000	—	2	7/16x24	1/2x20	—	Integral
NA	P2991	13/16"	0.812	—	2	M10x1.0	M10x1.0	—	Plastic
NA	P2992	15/16"	0.937	1.078	3	M10x1.0	M10x1.0	M10x1.0	Remote
M2993	P2993	7/8"	0.875	30MM	2	M10x1.0	M10x1.0	—	Plastic
NA	P2994	3/4"	0.750	—	4	M10x1.0	M12x1.0	2X (M10x1.0)	Plastic
NA	P2995	1"	1.000	—	4	M12x1.0	M10x1.0	M10x1.0 7/16x24	Plastic
M2996	P2996	15/16"	0.937	—	4	M12x1.0	M10x1.0	M10x1.0 M12x1.0	Plastic
M2997	P2997	15/16"	0.937	—	4	M16x1.0	M18x1.0	M10x1.0 M12x1.0	Plastic
M2998	P2998	15/16"	0.937	—	2	M20x1.5	M20x1.5	—	Plastic
NA	P3003	1"	1.000	36MM	2	M10x1.0	M10x1.0	—	Plastic
M3007	P3007	15/16"	0.937	—	2	M10x1.0	M12x1.0	—	Remote
M3009	P3009	7/8"	0.875	—	3	M10x1.0	M10x1.0	M10x1.0	Plastic
M3009	P3009	7/8"	0.875	—	3	M10x1.0	M10x1.0	M10x1.0	Plastic
M3010	P3010	1 1/16"	1.062	—	2	M10x1.0	M10x1.0	—	Plastic
M3011	P3011	15/16"	0.937	—	4	M10x1.0	M10x1.0	2X (M10x1.0)	Plastic
M3012	P3012	15/16"	0.937	—	3	M10x1.0	M10x1.0	M10x1.0	Plastic
M3013	P3013	13/16"	0.812	—	2	M10x1.0	M10x1.0	—	Plastic
M3014	P3014	7/8"	0.875	—	2	M10x1.0	M10x1.0	—	Plastic
M3015	P3015	15/16"	0.937	—	2	M10x1.0	M10x1.0	—	Plastic
M3016	P3016	15/16"	0.937	—	2	M10x1.0	M10x1.0	—	Remote
M3017	P3017	15/16"	0.937	—	2	M10x1.0	M10x1.0	—	Plastic
NA	P3018	1"	1.000	—	2	M10x1.0	M10x1.0	—	Plastic
NA	P3019	15/16"	0.937	—	2	M10x1.0	M12x1.0	—	Remote
M3020	P3020	15/16"	0.937	—	2	M10x1.0	M10x1.0	—	Plastic
NA	P3021	13/16"	0.812	31MM	3	M10x1.0	M10x1.0	M10x1.0	Plastic
M4182	P3023	13/16"	0.812	35MM	3	M10x1.0	M10x1.0	M10x1.0	Plastic
M3023	P3023	13/16"	0.812	35MM	3	M10x1.0	M10x1.0	M10x1.0	Plastic
M3024	P3024	13/16"	0.812	35MM	3	M10x1.0	M10x1.0	M10x1.0	Plastic
M3025	P3025	7/8"	0.875	35MM	2	M10x1.0	M10x1.0	—	Plastic
M3029	P3029	11/16"	0.687	0.875	3	M10x1.0	M10x1.0	M10x1.0	Plastic
M3032	P3032	3/4"	0.750	—	2	M10x1.0	M10x1.0	—	Plastic
NA	P3034	15/16"	0.937	0.750	2	M10x1.0	M10x1.0	—	Remote
M3035	P3035	3/4"	0.750	—	2	M10x1.0	M10x1.0	—	Plastic
NA	P3040	13/16"	0.812	—	3	M10x1.0	M10x1.0	M10x1.0	Remote
NA	P3043	15/16"	0.937	—	4	M10x1.0	M10x1.0	2X (M12x1.0)	Remote
NA	P3045	3/4"	0.750	1.1	3	M10x1.0	M10x1.0	M10x1.0	Remote
NA	P3046	13/16"	0.812	1.1	3	M10x1.0	M10x1.0	M10x1.0	Remote
NA	P3048	1"	1.000	—	4	M10x1.0	M10x1.0	2X (M10x1.0)	Remote

MASTER CYLINDER SPECIFICATIONS

Part Number Order

Specifications are provided for reference only. Use these specifications to match up with the original unit removed from the vehicle, the replacement part specifications and casting may differ but fit and function should be the same.

NAPA Brakes (New)	NAPA Proformer (Reman)	Primary Bore Size	Decimal Inch Conversion	Step Bore	Port(s)	Primary Port Dimension	Secondary Port Dimension	Other Port(s)/ Comments	OE Reservoir Type
NA	P3052	13/16"	0.812	—	4	M10x1.0	M10x1.0	2X (M18x1.0)	Plastic
M3054	P3054	1"	1.000	—	2	M10x1.0	M10x1.0	—	Plastic
NA	P3060	15/16"	0.937	1.260	2	M10x1.0	M10x1.0	—	Plastic
NA	P3061	7/8"	0.875	—	4	M10x1.0	M10x1.0	M14x1.0 M10x1.0	Plastic
M3062	P3062	7/8"	0.875	—	2	M10x1.0	M10x1.0	—	Plastic
M3063	P3063	7/8"	0.875	—	3	M10x1.0	M10x1.0	M10x1.0	Plastic
M3065	P3065	7/8"	0.875	34MM	3	M10x1.0	M10x1.0	M10x1.0	Plastic
M3066	P3066	7/8"	0.875	31MM	2	M10x1.0	M10x1.0	—	Plastic
NA	P3067	15/16"	0.937	31MM	2	M12x1.0	M10x1.0	—	Plastic
M3068	P3068	15/16"	0.937	31MM	2	M10x1.0	M10x1.0	—	Plastic
M3069	P3069	15/16"	0.937	31MM	2	M10x1.0	M10x1.0	—	Plastic
M3071	P3071	3/4"	0.750	25MM	3	M10x1.0	M10x1.0	M10x1.0	Plastic
M3072	P3072	13/16"	0.812	28MM	4	M10x1.0	M10x1.0	2X (M10x1.0)	Remote
M3732	P3073	7/8"	0.875	—	3	M10x1.0	M10x1.0	M10x1.0	Plastic
M3073	P3073	7/8"	0.875	—	3	M10x1.0	M10x1.0	M10x1.0	Plastic
M3703	P3074	13/16"	0.812	—	2	M10x1.0	M10x1.0	—	Plastic
M3074	P3074	13/16"	0.812	—	2	M10x1.0	M10x1.0	—	Plastic
NA	P3075	1"	1.000	—	2	M10x1.0	M10x1.0	—	Plastic
NA	P3076	1"	1.000	—	2	M10x1.0	M10x1.0	—	Plastic
M3078	P3078	1"	1.000	—	2	M10x1.0	M10x1.0	—	Plastic
M3079	P3079	1"	1.000	—	2	M10x1.0	M10x1.0	—	Plastic
M3080	P3080	7/8"	0.875	—	2	M10x1.0	M10x1.0	—	Plastic
M3081	P3081	1"	1.000	—	1	1/2x20	—	—	Integral
M3083	P3083	1"	1.000	—	2	M10x1.0	M12x1.0	—	Plastic
M3083	P3083	1"	1.000	—	2	M10x1.0	M12x1.0	—	Plastic
NA	P3084	1"	1.000	—	2	M10x1.0	M12x1.0	—	Plastic
M3085	P3085	1 1/4"	1.25	—	2	1/2x20	9/16x18	—	Plastic
M3086	P3086	1 1/4"	1.25	—	2	1/2x20	9/16x18	—	Plastic
NA	P3087	1"	1.000	—	3	M10x1.0	M10x1.0	M10x1.0	Plastic
M3088	P3088	1"	1.000	—	2	M10x1.0	M10x1.0	—	Plastic
M3090	P3090	1 1/8"	1.125	—	2	1/2x20	9/16x20	—	Plastic
M3091	P3091	15/16"	0.937	—	2	M10x1.0	M10x1.0	—	Plastic
M3092	P3092	15/16"	0.937	—	4	M10x1.0	M10x1.0	2X (M10x1.0)	Plastic
M3093	P3093	1"	1.000	—	2	M10x1.0	M10x1.0	—	Plastic
M3094	P3094	1"	1.000	31MM	2	M10x1.0	M10x1.0	—	Plastic
M3095	P3095	15/16"	0.937	32MM	2	M10x1.0	M10x1.0	—	Plastic
M3096	P3096	1"	1.000	32MM	2	M12x1.0	M10x1.0	—	Plastic
NA	P3097	15/16"	0.937	—	4	M10x1.0	M10x1.0	2X (M10x1.0)	Plastic
NA	P3098	7/8"	0.875	—	2	M10x1.0	M10x1.0	—	Remote
M3099	P3099	1"	1.000	34MM	2	M10x1.0	M10x1.0	—	Plastic
M3100	P3100	15/16"	0.937	—	3	M10x1.0	M10x1.0	M10x1.0	Plastic
NA	P3101	15/16"	0.937	—	2	M10x1.0	M10x1.0	—	Plastic
NA	P3103	7/8"	0.875	1	2	M10x1.0	M10x1.0	—	Plastic
NA	P3105	7/8"	0.875	—	4	M10x1.0	M10x1.0	2X (M20x1.0)	Plastic
M3107	P3107	15/16"	0.937	—	2	7/16x24	1/2x20	—	Integral
M3108	P3108	1 1/8"	1.125	40MM	2	M11x1.5	M12x1.0	—	Plastic
M3109	P3109	1"	1.000	32MM	2	M12x1.0	M10x1.0	—	Plastic
M3110	P3110	7/8"	0.875	—	2	M10x1.0	M10x1.0	—	Remote
M3111	P3111	1 1/16"	1.062	—	2	M10x1.0	M10x1.0	—	Plastic
M3112	P3112	7/8"	0.875	—	3	M10x1.0	M12x1.0	M15x1.0	Remote
M3113	P3113	1"	1.000	—	4	M13x1.5	M10x1.0	M11x1.5 M12x1.0	Plastic
M3114	P3114	1"	1.000	—	2	M11x1.5	M12x1.0	—	Plastic

MASTER CYLINDER SPECIFICATIONS

Part Number Order

Specifications are provided for reference only. Use these specifications to match up with the original unit removed from the vehicle, the replacement part specifications and casting may differ but fit and function should be the same.

NAPA Brakes (New)	NAPA Proformer (Reman)	Primary Bore Size	Decimal Inch Conversion	Step Bore	Port(s)	Primary Port Dimension	Secondary Port Dimension	Other Port(s)/ Comments	OE Reservoir Type
NA	P3115	7/8"	0.875	—	3	M10x1.0	M10x1.0		Plastic
NA	P3116	13/16"	0.812	—	4	M12x1.0	M10x1.0	M10x1.0 M12x1.0	Plastic
M3117	P3117	1"	1.000	—	4	M12x1.0	M10x1.0	M10x1.0 M12x1.0	Plastic
M3118	P3118	1"	1.000	—	4	M16x1.0	M18x1.0	M10x1.0 M12x1.0	Plastic
M3119	P3119	7/8"	0.875	—	4	M10x1.0	M10x1.0	2X (M10x1.0)	Plastic
NA	P3120	15/16"	0.937	1.320	4	M10x1.0	M10x1.0	2X (M10x1.0)	Remote
NA	P3121	11/16"	0.687	0.875	2	M10x1.0	M10x1.0	—	Plastic
M3122	P3122	1"	1.000	1.260	2	M12x1.0	M10x1.0	—	Plastic
M3123	P3123	1"	1.000	1.260	2	M12x1.0	M10x1.0	—	Plastic
NA	P3124	7/8"	0.875	—	2	M12x1.0	M10x1.0	—	Plastic
M3125	P3125	7/8"	0.875	—	2	M10x1.0	M10x1.0	—	Plastic
NA	P3126	1"	1.000	—	4	M18x1.0	M16x1.0	M12X1.0,M10X1.0	Plastic
M3127	P3127	7/8"	0.875	1.260	2	M10x1.0	M10x1.0	—	Plastic
NA	P3128	15/16"	0.937	—	2	M10x1.0	M10x1.0	—	Remote
M3129	P3129	1"	1.000	—	2	M10x1.0	M10x1.0	—	Remote
NA	P3130	1"	1.000	—	2	M10x1.0	M10x1.0	—	Plastic
M3131	P3131	1 1/16"	1.062	—	2	M10x1.0	M10x1.0	—	Plastic
M3132	P3132	13/16"	0.812	—	4	M10x1.0	M10x1.0	2X (M18x1.0)	Plastic
M3133	P3133	7/8"	0.875	—	4	M16x1.0	M16x1.0	2X (M10x1.0)	Plastic
M3134	P3134	3/4"	0.750	—	4	M18x1.0	M18x1.0	2X (M10x1.0)	Plastic
M3135	P3135	7/8"	0.875	—	4	M16x1.0	M16x1.0	2X (M10x1.0)	Plastic
M3135	P3135	7/8"	0.875	—	4	M16x1.0	M16x1.0	2X (M10x1.0)	Plastic
M3136	P3136	1"	1.000	—	3	M10x1.0	M10x1.0	M10x1.0	Plastic
M3138	P3138	1"	1.000	—	3	M10x1.0	M10x1.0	M10x1.0	Plastic
M3140	P3140	1 1/16"	1.062	—	2	M10x1.0	M10x1.0	—	Plastic
M3141	P3141	7/8"	0.875	1.380	3	M10x1.0	M10x1.0	M10x1.0	Plastic
NA	P3142	1"	1.000	—	3	M10x1.0	M10x1.0	M10x1.0	Plastic
NA	P3143	7/8"	0.875	—	2	M10x1.0	M10x1.0	—	Plastic
M3144	P3144	1"	1.000	—	2	M10x1.0	M10x1.0	—	Plastic
M3147	P3147	1"	1.000	—	2	M10x1.0	M12x1.0	—	Plastic
NA	P3148	1"	1.000	—	2	M10x1.0	M10x1.0	—	Plastic
M3150	P3150	1 1/16"	1.062	—	2	M10x1.0	M10x1.0	—	Plastic
M3151	P3151	15/16"	0.937	—	4	M10x1.0	M10x1.0	2X (M10x1.0)	Plastic
NA	P3152	3/4"	0.750	—	4	M16x1.0	M16x1.0	2X (M10x1.0)	Plastic
M3153	P3153	13/16"	0.812	—	2	M10x1.0	M10x1.0	—	Plastic
M3154	P3154	13/16"	0.812	—	4	M10x1.0, M16x1.0	M10x1.0, M16x1.0	—	Plastic
M3155	P3155	7/8"	0.875	—	2	M10x1.0	M10x1.0	—	Plastic
M3156	P3156	1"	1.000	—	3	M10x1.0	M10x1.0	M16x1.0	Plastic
M3157	P3157	7/8"	0.875	—	2	M12x1.0	M10x1.0	—	Plastic
M3158	P3158	15/16"	0.937	—	2	M10x1.0	M12x1.0	—	Plastic
M3159	P3159	40MM	40MM	—	2	9/16x18	1/2x20	—	Plastic
M3160	P3160	24MM	0.944	—	2	M10x1.0	M10x1.0	5/16*nonXthreaded*	Plastic
M3161	P3161	7/8"	0.875	—	4	M13x1.5	M10x1.0	M11x1.5,M12X1.0	Plastic
M3162	P3162	1 1/8"	1.125	—	2	M18x1.5	M16x1.0	—	Plastic
M3163	P3163	24MM	0.944	—	2	1/2x20	9/16x20	—	Plastic
M3164	P3164	1"	1.000	—	2	M10x1.0	M12x1.0	—	Plastic
M3165	P3165	7/8"	0.875	—	2	M10x1.0	M10x1.0	—	Plastic
M3166	P3166	1"	1.000	—	2	M10x1.0	M10x1.0	—	Plastic
M3167	P3167	1"	1.000	—	2	M10x1.0	M10x1.0	—	Plastic
M3168	P3168	1"	1.000	—	2	M10x1.0	M10x1.0	—	Plastic
NA	P3169	1 1/16"	1.062	—	2	M10x1.0	M10x1.0	—	Plastic

MASTER CYLINDER SPECIFICATIONS

Part Number Order

Specifications are provided for reference only. Use these specifications to match up with the original unit removed from the vehicle, the replacement part specifications and casting may differ but fit and function should be the same.

NAPA Brakes (New)	NAPA Proformer (Reman)	Primary Bore Size	Decimal Inch Conversion	Step Bore	Port(s)	Primary Port Dimension	Secondary Port Dimension	Other Port(s)/ Comments	OE Reservoir Type
NA	P3170	7/8"	0.875	32MM	2	M10x1.0	M10x1.0	—	Plastic
M3888	P3172	7/8"	0.875	—	4	M10x1.0	M10x1.0	M16x1.5,M16x1.5	Plastic
M3172	P3172	7/8"	0.875	—	4	M10x1.0	M10x1.0	M16x1.5,M16x1.5	Plastic
NA	P3173	1"	1.000	1.260	2	M10x1.0	M10x1.0	—	Plastic
M3174	P3174	15/16"	0.937	1.190	2	M12x1.0	M10x1.0	—	Plastic
NA	P3175	1"	1.000	—	2	M10x1.0	M10x1.0	—	Remote
NA	P3177	1"	1.000	34MM	2	M10x1.0	M12x1.0	—	Plastic
M3752	P3180	15/16"	0.937	—	4	M10x1.0	M10x1.0	M16x1.5,M16x1.5	Plastic
M3180	P3180	15/16"	0.937	—	4	M10x1.0	M10x1.0	M16x1.5,M16x1.5	Plastic
M3181	P3181	15/16"	0.937	—	4	M10x1.0	M10x1.0	—	Plastic
NA	P3183	13/16"	0.812	—	4	M10x1.0	M12x1.0	2X (M15x1.0)	Plastic
NA	P3184	7/8"	0.875	—	4	M18x1.0 M10x1.0	M18x1.0 & M10x1.0	M10x1.0	Plastic
M3185	P3185	15/16"	0.937	—	2	M10x1.0	M10x1.0	—	Plastic
M3186	P3186	7/8"	0.875	—	4	M10x1.0	M10x1.0	L/8MM PLAIN	Plastic
M3188	P3188	1"	1.000	—	2	M10x1.0	M16x1.5	—	Remote
M3189	P3189	1 1/16"	1.062	1.415	2	M10x1.0	M12x1.0	—	Plastic
M3190	P3190	1 1/16"	1.062	1.340	2	3/8x24	7/16x24	—	Plastic
M3191	P3191	1"	1.000	1.420	2	M10x1.0	M12x1.0	—	Plastic
NA	P3192	15/16"	0.937	—	3	M10x1.0	M10x1.0	M10x1.0	Plastic
M3193	P3193	1"	1.000	—	2	M10x1.0	M10x1.0	—	Plastic
NA	P3194	1"	1.000	—	2	M10x1.0	M10x1.0	—	Plastic
NA	P3195	1 1/16"	1.062	—	2	M10x1.0	M10x1.0	—	—
NA	P3196	1 1/16"	1.062	—	2	M10x1.0	M10x1.0	—	—
NA	P3197	1 1/16"	1.062	—	2	M10x1.0	M10x1.0	—	Plastic
NA	P3198	1 1/16"	1.062	—	2	M10x1.0	M10x1.0	—	Plastic
M3200	P3200	7/8"	0.875	—	2	M10x1.0	M10x1.0	—	Plastic
M3201	P3201	15/16"	0.937	—	4	M10x1.0, M18x1.0	M10x1.0, M18x1.0	—	Plastic
M3202	P3202	1"	1.000	—	2	M18x1.0	M10x1.0	—	Plastic
M4022	P3203	15/16"	0.937	—	4	M10x1.0, M16x1.0	M10x1.0, M16x1.0	—	Plastic
M3203	P3203	15/16"	0.937	—	4	M10x1.0, M16x1.0	M10x1.0, M16x1.0	—	Plastic
NA	P3204	1"	1.000	—	2	M16x1.0	M10x1.0	—	Plastic
M3205	P3205	15/16"	0.937	—	2	M10x1.0	M10x1.0	—	Plastic
M3206	P3206	1"	1.000	—	3	M10x1.0	M10x1.0	(threaded plug)	Plastic
NA	P3207	1"	1.000	—	2	M10x1.0	M10x1.0	—	Plastic
M3208	P3208	1"	1.000	—	2	M10x1.0	M10x1.0	—	Plastic
M3209	P3209	1"	1.000	—	3	M10x1.0	M10x1.0	—	Plastic
M3210	P3210	1"	1.000	—	2	M10x1.0	M10x1.0	—	Remote
NA	P3211	13/16"	0.812	0.937	4	M10x1.0	M10x1.0	—	Plastic
NA	P3212	3/4"	0.750	0.875	4	M10x1.0	M10x1.0	2X (M10x1.0)	Plastic
NA	P3213	13/16"	0.812	0.937	2	M10x1.0	M12x1.0	—	Plastic
NA	P3214	15/16"	0.937	—	2	M12x1.0	M12x1.0	—	Plastic
M3215	P3215	15/16"	0.937	—	2	M10x1.0	M12x1.0	—	Plastic
NA	P3216	1 1/4"	1.25	—	2	M11x1.5	M12x1.0	—	Plastic
M3217	P3217	7/8"	0.875	—	4	M10x1.0	M10x1.0	—	Plastic
M3218	P3218	1"	0.946	—	4	M10x1.0	M10x1.0	5/16 nonXthreaded	Plastic
M3219	P3219	1"	1.000	—	2	M11x1.5	M11x1.5	—	Plastic
M3220	P3220	1 1/8"	1.125	1.574	2	M11x1.5	M12x1.0	—	Plastic
M3221	P3221	15/16"	0.937	—	3	M10x1.0	M10x1.0	—	Plastic

SPECIFICATION GUIDE

MASTER CYLINDER SPECIFICATIONS

Part Number Order

Specifications are provided for reference only. Use these specifications to match up with the original unit removed from the vehicle, the replacement part specifications and casting may differ but fit and function should be the same.

SPECIFICATION GUIDE

NAPA Brakes (New)	NAPA Proformer (Reman)	Primary Bore Size	Decimal Inch Conversion	Step Bore	Port(s)	Primary Port Dimension	Secondary Port Dimension	Other Port(s)/ Comments	OE Reservoir Type
M3222	P3222	15/16"	0.937	1.260	3	M10x1.0	M10x1.0	—	Plastic
M3223	P3223	15/16"	0.937	1.260	2	M10x1.0	M10x1.0	—	Plastic
NA	P3224	15/16"	0.937	1.255	2	M10x1.0	M10x1.0	—	Plastic
NA	P3225	15/16"	0.937	—	2	M10x1.0	M10x1.0	—	Plastic
M3226	P3226	13/16"	0.812	—	2	M10x1.0	M10x1.0	—	—
M3227	P3227	7/8"	0.875	1.260	2	M10x1.0	M10x1.0	—	Plastic
M3228	P3228	21MM	0.825	1.25	2	7/16x24	3/8x24	—	Plastic
M3229	P3229	21MM	0.827	—	4	7/16x24	3/8x24	M18x1.0,M16x1.0	Plastic
NA	P3230	13/16"	0.812	—	2	M10x1.0	M10x1.0	—	Plastic
M3231	P3231	1"	1.000	—	2	M11x1.5	M12x1.0	—	Plastic
M3233	P3233	15/16"	0.937	—	3	M10x1.0	M12x1.0	Switch Port M10x1.0	Plastic
M3234	P3234	1 1/4"	1.25	—	2	M11x1.5	M12x1.0	—	Plastic
M3235	P3235	1 1/4"	1.25	—	2	1/2x20	9/16x18	—	Plastic
NA	P3236	1 1/8"	1.125	40MM	2	M11x1.5	M12x1.0	—	Plastic
M3237	P3237	1 1/8"	1.125	40MM	2	M11x1.5	M12x1.0	—	Plastic
NA	P3238	1 1/8"	1.125	40MM	2	1/2x20	9/16x18	—	Plastic
M3239	P3239	1"	1.000	—	2	M10x1.0	M12x1.0	—	Plastic
M3240	P3240	1 5/16"	1.312	—	3	M18x1.5	9/16x18	3/8x24	Plastic
M3242	P3242	1 1/16"	1.062	—	3	M18x1.5	9/16x18	3/8x24	Plastic
NA	P3243	1 1/16"	1.062	—	3	M18x1.5	M10x1.0	M10X1.0	Plastic
M3244	P3244	1 1/16"	1.062	—	2	M10x1.0	M12x1.0	—	Plastic
M3245	P3245	1 1/16"	1.062	—	4	M18x1.5	M10x1.0	3/8X24,M10X1.0	Plastic
M3246	P3246	1 1/16"	1.062	—	2	M10x1.0	M12x1.0	—	Plastic
M3247	P3247	1 1/16"	1.062	—	3	M10x1.0	M12x1.0	3/8X24	Plastic
M3248	P3248	1 1/16"	1.062	—	3	M10x1.0	M10x1.0	3/8x24	Plastic
M3249	P3249	1"	1.000	34MM	4	M10x1.0	M12x1.0	—	Plastic
M4835	P3250	1 1/16"	1.062	—	3	M18x1.5	M10x1.0	M10X1.0	Plastic
M3250	P3250	1 1/16"	1.062	—	3	M18x1.5	M10x1.0	M10X1.0	Plastic
M3251	P3251	1"	1.000	30MM	2	M12x1.0	M10x1.0	—	Plastic
NA	P3252	13/16"	0.812	1.062	2	M10x1.0	M10x1.0	—	—
M3253	P3253	15/16"	0.937	—	2	M10x1.0	M10x1.0	—	Remote
NA	P3254	15/16"	0.937	1.340	2	M10x1.0	M10x1.0	—	—
NA	P3255	13/16"	0.812	—	3	M10x1.0	M10x1.0	3/8X24	—
NA	P3256	1"	1.000	36MM	2	M12x1.0	M12x1.0	—	—
NA	P3257	13/16"	0.812	.937	2	M10x1.0	M10x1.0	—	—
M3258	P3258	15/16"	0.937	—	2	M10x1.0	M10x1.0	—	Plastic
M3731	P3259	1 1/16"	1.062	34MM	2	M10x1.0	M12x1.0	—	Plastic
M3259	P3259	1 1/16"	1.062	34MM	2	M10x1.0	M12x1.0	—	Plastic
M3260	P3260	24MM	0.944	—	4	M10x1.0	M10x1.0	5/16*nonXthreaded*	Plastic
M3261	P3261	1 1/16"	1.062	—	2	M10x1.0	M10x1.0	—	Plastic
M3262	P3262	1 1/16"	1.062	—	2	M10x1.0	M10x1.0	—	Plastic
NA	P3263	7/8"	0.875	—	2	M10x1.0	M10x1.0	—	Plastic
M3264	P3264	1"	1.000	—	2	M10x1.0	M10x1.0	—	Plastic
M3734	P3265	1"	1.000	—	2	M12x1.0	M12x1.0	—	Plastic
M3265	P3265	1"	1.000	—	2	M12x1.0	M12x1.0	—	Plastic
NA	P3266	1"	1.000	—	2	M10x1.0	M10x1.0	—	Plastic
NA	P3267	1 1/32"	1.031	—	2	3/8x24	7/16x24	—	Plastic
NA	P3268	1 1/32"	1.031	—	4	3/8x24	7/16x24	2X (3/8x24)	Plastic
NA	P3269	1"	1.000	—	4	3/8x24	7/16x24	2X (3/8x24)	Plastic
NA	P3270	1"	1.000	—	4	3/8x24	7/16x24	2X (3/8x24)	Plastic
M3271	P3271	15/16"	0.937	—	2	M12x1.0	M12x1.0	—	Plastic
M3272	P3272	1"	1.000	1.340	2	M10x1.0	M12x1.0	—	Plastic

MASTER CYLINDER SPECIFICATIONS

Part Number Order

Specifications are provided for reference only. Use these specifications to match up with the original unit removed from the vehicle, the replacement part specifications and casting may differ but fit and function should be the same.

NAPA Brakes (New)	NAPA Proformer (Reman)	Primary Bore Size	Decimal Inch Conversion	Step Bore	Port(s)	Primary Port Dimension	Secondary Port Dimension	Other Port(s)/ Comments	OE Reservoir Type
M3272	P3273	1"	1.000	1.340	2	M10x1.0	M12x1.0	—	Plastic
M3274	P3274	1 1/16"	1.062	—	2	M10x1.0	M10x1.0	—	Plastic
NA	P3275	1 1/16"	1.062	—	2	M10x1.0	M10x1.0	—	Plastic
NA	P3276	1 1/16"	1.062	—	2	M10x1.0	M10x1.0	—	Plastic
M3279	P3279	1"	1.000	—	2	M10x1.0	M12x1.0	—	Plastic
M3280	P3280	1 1/16"	1.062	—	2	M10x1.0	M12x1.0	—	Plastic
M3281	P3281	7/8"	0.875	—	2	3/8x24	7/16x24	—	Plastic
M3282	P3282	7/8"	0.875	—	4	7/16x24	3/8x24	—	Plastic
M3727	P3283	1"	1.000	—	2	M10x1.0	M12x1.0	—	Plastic
M3283	P3283	1"	1.000	—	2	M10x1.0	M12x1.0	—	Plastic
M4023	P3284	1"	1.000	—	2	M12x1.0	M12x1.0	—	Plastic
M3284	P3284	1"	1.000	—	2	M12x1.0	M12x1.0	—	Plastic
M3285	P3285	1"	1.000	—	2	M10x1.0	M10x1.0	—	Plastic
M3286	P3286	1"	1.000	—	2	M10x1.0	M10x1.0	—	Plastic
M3286	P3286	1"	1.000	—	2	M10x1.0	M10x1.0	—	Plastic
M3287	P3287	3/4"	0.750	—	2	M10x1.0	M10x1.0	—	Plastic
M3288	P3288	1"	1.000	—	2	M10x1.0	M10x1.0	—	Plastic
M3289	P3289	1"	1.000	34MM	2	M10x1.0	M12x1.0	—	Plastic
M3290	P3290	1 1/4"	1.25	—	2	1/2x20	9/16x18	—	Plastic
M3291	P3291	15/16"	0.937	1.335	2	M10x1.0	M10x1.0	—	—
M3292	P3292	15/16"	0.937	1.340	2	M10x1.0	M12x1.0	—	—
NA	P3293	15/16"	0.937	1.1	6	M10x1.0	M10x1.0	M10x1.0	Remote
M4740	P3294	15/16"	0.937	1.260	3	M10x1.0	M10x1.0	—	Plastic
M3294	P3294	15/16"	0.937	1.260	3	M10x1.0	M10x1.0	—	Plastic
NA	P3295	15/16"	0.937	—	3	M10x1.0	M10x1.0	—	Plastic
NA	P3296	1"	1.000	—	2	M10x1.0	M10x1.0	—	Remote
NA	P3297	13/16"	0.812	—	2	M10x1.0	M10x1.0	—	Remote
M3729	P3298	1"	1.000	—	3	M18x1.5	M10x1.0	M10X1.0	Plastic
M3298	P3298	1"	1.000	—	3	M18x1.5	M10x1.0	M10X1.0	Plastic
NA	P3299	15/16"	0.937	—	4	M10x1.0	M10x1.0	—	Plastic
NA	P3300	15/16"	0.937	—	3	M10x1.0	M10x1.0	—	Plastic
NA	P3301	1"	1.000	1.420	2	M10x1.0	M10x1.0	—	Plastic
NA	P3302	1 1/16"	1.062	—	2	M10x1.0	M10x1.0	—	Remote
M3303	P3303	15/16"	0.937	—	2	M10x1.0	M10x1.0	—	Plastic
NA	P3304	13/16"	0.812	1	3	M10x1.0	M12x1.0	M10x1.0	Plastic
M3305	P3305	40MM	40MM	—	2	9/16x18	1/2x20	—	Plastic
M3306	P3306	24MM	0.944	36MM	2	1/2x20	9/16x18	—	Plastic
M3307	P3307	15/16"	0.937	—	2	M12x1.0	M12x1.0	—	Plastic
M3308	P3308	1 1/4"	1.25	—	2	1/2x20	9/16x18	—	Plastic
M3309	P3309	1"	1.000	—	3	M10x1.0	M18x1.5	3/8X24	Plastic
M3310	P3310	1 1/16"	1.062	—	2	M10x1.0	M18x1.0	—	Plastic
M3311	P3311	1"	1.000	—	4	M12x1.0	M10x1.0	M10X1.0	Plastic
NA	P3312	1"	1.000	—	4	M12x1.0	M10x1.0	—	Plastic
M3313	P3313	1 1/16"	1.062	—	3	M12x1.0	M12x1.0	3/8X24	Plastic
M3314	P3314	1 1/8"	1.125	—	2	1/2x20	9/16x18	—	Plastic
M3315	P3315	1"	1.000	—	2	M10x1.0	M10x1.0	—	Plastic
M3316	P3316	15/16"	0.937	1.315	2	M10x1.0	M10x1.0	—	Plastic
M3501	P3317	13/16"	0.812	—	2	M10x1.0	M10x1.0	—	Plastic
M3317	P3317	13/16"	0.812	—	2	M10x1.0	M10x1.0	—	Plastic
NA	P3318	13/16"	0.812	—	2	M10x1.0	M10x1.0	—	Plastic
M3319	P3319	7/8"	0.875	—	2	M10x1.0	M10x1.0	—	Plastic
M3321	P3321	15/16"	0.937	28MM	2	M10x1.0	M10x1.0	—	Plastic

SPECIFICATION GUIDE

MASTER CYLINDER SPECIFICATIONS

Part Number Order

Specifications are provided for reference only. Use these specifications to match up with the original unit removed from the vehicle, the replacement part specifications and casting may differ but fit and function should be the same.

SPECIFICATION GUIDE

NAPA Brakes (New)	NAPA Proformer (Reman)	Primary Bore Size	Decimal Inch Conversion	Step Bore	Port(s)	Primary Port Dimension	Secondary Port Dimension	Other Port(s)/ Comments	OE Reservoir Type
M3322	P3322	13/16"	0.812	—	2	M10x1.0	M10x1.0	—	Plastic
NA	P3323	7/8"	0.875	1.190	2	M10x1.0	M10x1.0	—	Plastic
M3324	P3324	7/8"	0.875	—	2	M10x1.0	M10x1.0	—	Plastic
M3325	P3325	15/16"	0.937	31MM	2	M10x1.0	M10x1.0	—	Plastic
M3326	P3326	1"	1.000	—	2	M10x1.0	M10x1.0	—	Plastic
M3326	P3326	1"	1.000	—	2	M10x1.0	M10x1.0	—	Plastic
M3327	P3327	15/16"	0.937	—	3	M18x1.0	M10x1.0	1/4X28	Plastic
M3328	P3328	15/16"	0.937	1.420	2	M12x1.0	M12x1.0	—	—
M3329	P3329	7/8"	0.875	1.340	2	M10x1.0	M10x1.0	—	—
M3330	P3330	1 1/4"	1.25	—	2	1/2X20	9/16x18	—	Plastic
M3331	P3331	1"	1.000	—	2	M10x1.0	M10x1.0	—	Plastic
M3333	P3333	15/16"	0.937	1.340	2	M10x1.0	M10x1.0	—	—
M3334	P3334	1"	1.000	—	3	M10x1.0	M10x1.0	M10X1.0	—
M4296	P3336	15/16"	0.937	—	3	M16x1.0	M10x1.0	—	Plastic
M4296	P3336	15/16"	0.937	—	3	M16x1.0	M10x1.0	—	Plastic
M3337	P3337	7/8"	0.875	—	2	M10x1.0	M10x1.0	—	Plastic
M4735	P3338	15/16"	0.937	1.260	2	M10x1.0	M10x1.0	—	Plastic
M3338	P3338	15/16"	0.937	1.260	2	M10x1.0	M10x1.0	—	Plastic
NA	P3339	7/8"	0.875	—	3	M16x1.0	M10x1.0	—	Plastic
NA	P3339	7/8"	0.875	—	3	M16x1.0	M10x1.0	—	Plastic
NA	P3340	3/4"	0.750	0.937	2	M10x1.0	M10x1.0	—	—
NA	P3341	1"	1.000	—	2	M10x1.0	M12x1.0	—	Plastic
NA	P3342	15/16"	0.937	—	4	M10x1.0	M10x1.0	—	Plastic
M3343	P3343	1 1/16"	1.062	36MM	2	M12x1.0	M12x1.0	—	Plastic
M3344	P3344	1"	1.000	—	2	M10x1.0	M10x1.0	—	Plastic
M3345	P3345	1 1/8"	1.125	1.71	2	M18x1.5	9/16x18	—	Plastic
NA	P3346	1 1/16"	1.062	1.338	4	M10x1.0, M12x1.0	M10x1.0, M12x1.0	—	Plastic
NA	P3347	15/16"	0.937	—	4	M10x1.0	M10x1.0	—	Plastic
M3348	P3348	1 1/4"	1.25	1.71	2	7/16x24	9/16x18	—	Plastic
M3349	P3349	1 1/4"	1.25	1.71	3	M18x1.5	9/16x18	3/8x24	Plastic
M3350	P3350	1 1/16"	1.062	—	3	M10x1.0	3/8x24	M18x1.0	Plastic
M3351	P3351	1"	1.000	1.190	2	M10x1.0	M12x1.0	—	Plastic
M3352	P3352	7/8"	0.875	—	2	M10x1.0	M10x1.0	—	Plastic
M3353	P3353	7/8"	0.875	—	2	M10x1.0	M10x1.0	—	Plastic
M3354	P3354	15/16"	0.937	—	2	M10x1.0	M10x1.0	—	Plastic
NA	P3355	15/16"	0.937	1.180	2	M10x1.0	M10x1.0	—	Plastic
NA	P3356	20MM	0.787	23MM	3	M10x1.0	M10x1.0	M10x1.0 SLS	—
NA	P3357	7/8"	0.875	—	2	M10x1.0	M10x1.0	—	Plastic
NA	P3358	1"	1.000	—	2	M10x1.0	M10x1.0	—	Plastic
M3360	P3360	1"	1.000	—	2	M10x1.0	M10x1.0	—	Remote
NA	P3361	15/16"	0.937	—	3	M10x1.0	M12x1.0	—	—
NA	P3364	13/16"	0.812	.937	2	M10x1.0	M12x1.0	—	—
NA	P3366	3/4"	0.750	1.340	2	M10x1.0	M12x1.0	—	—
NA	P3369	15/16"	0.937	1.1	2	M10x1.0	M10x1.0	—	Remote
NA	P3370	1"	1.000	—	2	M10x1.0	M10x1.0	—	Plastic
M3371	P3371	1"	1.000	—	2	M10x1.0	M10x1.0	—	Plastic
M3372	P3372	1"	1.000	—	2	1/2x20	9/16x18	—	Plastic
M3373	P3373	15/16"	0.937	1.335	2	7/16x24	7/16x24	—	Plastic
M3374	P3374	15/16"	0.937	1.245	2	M12x1.0	M12x1.0	—	Plastic
M3375	P3375	7/8"	0.875	—	4	7/16x24	3/8x24	M18x1.0, M16x1.0	Plastic
M3376	P3376	1"	1.000	—	2	M10x1.0	M10x1.0	—	Plastic

MASTER CYLINDER SPECIFICATIONS

Part Number Order

Specifications are provided for reference only. Use these specifications to match up with the original unit removed from the vehicle, the replacement part specifications and casting may differ but fit and function should be the same.

NAPA Brakes (New)	NAPA Proformer (Reman)	Primary Bore Size	Decimal Inch Conversion	Step Bore	Port(s)	Primary Port Dimension	Secondary Port Dimension	Other Port(s)/ Comments	OE Reservoir Type
M3377	P3377	7/8"	0.875	1.25	2	7/16x24	3/8x24	—	Plastic
M3378	P3378	1 1/4"	1.25	—	2	M18x1.5	9/16x18	—	Plastic
M3379	P3379	1 1/4"	1.25	—	3	M18x1.5	9/16x18	3/8X24	Plastic
NA	P3380	13/16"	0.812	0.937	2	M10x1.0	M10x1.0	—	Plastic
NA	P3381	1"	1.000	—	2	M10x1.0	M10x1.0	—	Plastic
M3382	P3382	1"	1.000	—	2	M10x1.0	M10x1.0	—	Plastic
NA	P3383	1"	1.000	—	2	M10x1.0	M10x1.0	—	Plastic
NA	P3384	7/8"	0.875	—	4	M10x1.0	M10x1.0	M18x1.0	Plastic
NA	P3385	15/16"	0.937	—	2	M10x1.0	M10x1.0	—	Plastic
NA	P3386	1"	1.000	—	2	M10x1.0	M10x1.0	—	Remote
M3387	P3387	15/16"	0.937	—	3	M10x1.0	M10x1.0	—	Plastic
M3388	P3388	13/16"	0.812	1.379	2	M10x1.0	M10x1.0	—	Plastic
M3389	P3389	15/16"	0.937	—	2	M10x1.0	M10x1.0	—	Plastic
M3864	P3390	7/8"	0.875	—	2	M10x1.0	M10x1.0	—	Plastic
M3863	P3390	7/8"	0.875	—	2	M10x1.0	M10x1.0	—	Plastic
M3390	P3390	7/8"	0.875	—	2	M10x1.0	M10x1.0	—	Plastic
M3391	P3391	7/8"	0.875	—	2	M10x1.0	M10x1.0	—	Plastic
M3392	P3392	1"	1.000	—	2	M12x1.0	M10x1.0	—	Plastic
M3392	P3392	1"	1.000	—	2	M12x1.0	M10x1.0	—	Plastic
NA	P3393	15/16"	0.937	—	2	M10x1.0	M10x1.0	—	Plastic
NA	P3394	13/16"	0.812	0.937	2	M12x1.0	M10x1.0	—	—
M3737	P3395	15/16"	0.937	—	4	M10x1.0	M18x1.5	—	Plastic
M3395	P3395	15/16"	0.937	—	4	M10x1.0	M18x1.5	—	Plastic
M3396	P3396	7/8"	0.875	1.340	4	M10x1.0	M10x1.0	—	—
M3397	P3397	7/8"	0.875	1.260	4	M10x1.0	M10x1.0	—	Plastic
NA	P3398	7/8"	0.875	1.375	3	M10x1.0	M10x1.0	—	Plastic
M3400	P3400	1"	1.000	—	2	M10x1.0	M10x1.0	—	Plastic
NA	P3401	1"	1.000	1.340	2	M10x1.0	M12x1.0	—	Plastic
M3402	P3402	1"	1.000	—	2	M10x1.0	M10x1.0	—	Plastic
NA	P3403	1"	1.000	1.062	2	M10x1.0	M10x1.0	—	—
M3405	P3405	1"	1.000	—	2	1/2x20	1/2x20	—	Plastic
NA	P3406	15/16"	0.937	—	2	M10x1.0	M12x1.0	—	—
M3409	P3409	7/8"	0.875	—	2	7/16x24	7/16x24	—	Plastic
M3886	P3410	15/16"	0.937	—	2	M10x1.0	M10x1.0	—	Plastic
M3410	P3410	15/16"	0.937	—	2	M10x1.0	M10x1.0	—	Plastic
M3411	P3411	1 1/4"	1.25	—	3	7/16x24	9/16x18	3/8X24	Plastic
M3412	P3412	1 1/16"	1.062	—	3	M10x1.0	M18x1.0	M10X1.0	Plastic
M3413	P3413	1 1/16"	1.062	—	4	M10x1.0	M12x1.0	M10X1.0,3/8X24	Plastic
M3414	P3414	1 1/16"	1.062	—	4	M10x1.0	M18x1.0	3/8X24	Plastic
M3415	P3415	1 1/4"	1.25	1.71	2	M18x1.5	9/16x18	—	Plastic
M3416	P3416	1"	1.000	—	2	M11x1.25	M12x1.0	—	Plastic
M3417	P3417	1"	1.000	—	2	1/2x20	9/16x18	—	Plastic
M3418	P3418	1 1/4"	1.25	—	2	M10x1.0	M12x1.0	—	Plastic
M3419	P3419	1"	1.000	1.190	2	M10x1.0	M10x1.0	—	Plastic
M3420	P3420	1"	1.000	—	2	M10x1.0	M10x1.0	—	Plastic
M3421	P3421	15/16"	0.937	—	2	M10x1.0	M10x1.0	—	Plastic
M3422	P3422	1"	1.000	—	2	M10x1.0	M10x1.0	—	Plastic
NA	P3423	1"	1.000	1.34	2	M10x1.0	M12x1.0	—	—
M3424	P3424	1 1/16"	1.062	—	2	M10x1.0	M10x1.0	—	Plastic
M3425	P3425	15/16"	0.937	1.335	2	M12x1.0	M12x1.0	—	—
M3425	P3425	15/16"	0.937	1.335	2	M12x1.0	M12x1.0	—	—
NA	P3426	7/8"	0.875	1.260	2	M10x1.0	M10x1.0	—	Plastic

MASTER CYLINDER SPECIFICATIONS

Part Number Order

Specifications are provided for reference only. Use these specifications to match up with the original unit removed from the vehicle, the replacement part specifications and casting may differ but fit and function should be the same.

NAPA Brakes (New)	NAPA Proformer (Reman)	Primary Bore Size	Decimal Inch Conversion	Step Bore	Port(s)	Primary Port Dimension	Secondary Port Dimension	Other Port(s)/ Comments	OE Reservoir Type
M3427	P3427	1"	1.000	—	3	M10x1.0	M10x1.0	3/8X24	Plastic
M3428	P3428	1"	1.000	1.340	2	M12x1.0	M12x1.0	—	Plastic
M3429	P3429	1"	1.000	1.340	4	M10x1.0	M12x1.0	—	Plastic
M3430	P3430	15/16"	0.937	—	2	M12x1.0	M10x1.0	—	Plastic
M3431	P3431	37MM	1.456	—	2	1/2x20	1/2x20	—	Plastic
M3432	P3432	34MM	1.338	—	2	1/2x20	1/2x20	—	Plastic
NA	P3433	1"	1.000	36MM	2	M12x1.0	M10x1.0	—	Plastic
M3435	P3435	1 3/8"	1.375	—	3	7/16x24	9/16x18	3/8X24	Plastic
M3436	P3436	1 3/8"	1.375	—	2	7/16x24	9/16x18	—	Plastic
M3437	P3437	1"	1.000	—	2	M10x1.0	M18x1.0	—	Plastic
M3438	P3438	1"	1.000	—	3	M10x1.0	M10x1.0	3/8X24	Plastic
M3440	P3440	15/16"	0.937	—	2	M10x1.0	M10x1.0	—	Plastic
M3441	P3441	1"	1.000	1.340	2	M12x1.0	M12x1.0	—	Plastic
M3442	P3442	1"	1.000	—	2	M10x1.0	M10x1.0	—	Remote
NA	P3444	1 1/8"	1.125	—	2	9/16x18	1/2x20	—	Integral
NA	P3450	15/16"	0.937	—	4	M13x1.5, M11x1.5	M10x1.0, M12x1.0	—	Plastic
M3459	P3459	1 1/16"	1.062	—	2	M10x1.0	M12x1.0	—	Plastic
M3463	P3463	1"	1.000	—	2	M10x1.0	M10x1.0	—	Plastic
M3464	P3464	1 1/4"	1.25	—	2	M10x1.0	M12x1.0	—	Plastic
M3465	P3465	1"	1.000	1.260	2	M10x1.0	M10x1.0	—	Plastic
M3465	P3465	1"	1.000	1.260	2	M10x1.0	M10x1.0	—	Plastic
NA	P3466	1"	1.000	1.260	2	M10x1.0	M10x1.0	—	—
NA	P3466	1"	1.000	1.260	2	M10x1.0	M10x1.0	—	—
M3467	P3467	7/8"	0.875	—	3	M10x1.0	M10x1.0	—	Plastic
M3468	P3468	1"	1.000	1.340	2	M10x1.0	M12x1.0	—	Plastic
M3469	P3469	3/4"	0.750	—	2	9/16x18	1/2x20	—	Plastic
M3470	P3470	1 5/16"	1.312	—	2	M10x1.0	M12x1.0	—	Plastic
M3471	P3471	1"	1.000	1.415	2	M12x1.0	M12x1.0	—	—
M3472	P3472	1"	1.000	—	2	9/16x18	1/2x20	—	Plastic
M3473	P3473	1"	1.000	—	2	M10x1.0	M10x1.0	—	Plastic
M3474	P3474	15/16"	0.937	1.510	2	7/16x24	9/16x18	—	Plastic
M3475	P3475	15/16"	0.937	—	2	9/16x18	1/2x20	—	Plastic
M3476	P3476	1"	1.000	1.335	2	7/16x24	7/16x24	—	—
M3477	P3477	1"	1.000	—	2	M11x1.5	M12x1.0	—	Plastic
NA	P3478	1 1/32"	1.031	—	2	M12x1.0	M14x1.5	—	Plastic
M3479	P3479	1 5/16"	1.312	1.790	2	M10x1.0	M12x1.0	—	Plastic
M3480	P3480	13/16"	0.812	1.25	2	M10x1.0	M10x1.0	—	Plastic
M3481	P3481	7/8"	0.875	1.320	2	M10x1.0	M10x1.0	—	Plastic
M3482	P3482	1 1/16"	1.062	1.415	2	M10x1.0	M10x1.0	—	Plastic
M3483	P3483	7/8"	0.875	1.515	4	7/16x24	M18x1.0	—	Plastic
M3484	P3484	1"	1.000	1.185	2	M12x1.0	M12x1.0	—	Plastic
M3485	P3485	1 1/16"	1.062	—	2	M10x1.0	M10x1.0	—	Plastic
M3486	P3486	1 5/16"	1.312	—	2	9/16x18	7/16x24	—	Plastic
M3487	P3487	1 5/16"	1.312	—	2	9/16x18	7/16x24	—	Plastic
M3488	P3488	1 1/16"	1.062	—	4	M10x1.0	M10x1.0	M10X1.0	Plastic
M3489	P3489	1 1/16"	1.062	—	4	M10x1.0	M12x1.0	2 X M10X1.0	Plastic
M3490	P3490	7/8"	0.875	1.25	2	M10x1.0	M10x1.0	—	—
M3491	P3491	1"	1.000	1.415	4	M12x1.0	M12x1.0	—	—
M3492	P3492	1"	1.000	—	2	1/2x20	9/16x20	—	Plastic
M3493	P3493	1"	1.000	—	2	9/16x18	1/2x20	—	Plastic
M4825	P3494	7/8"	0.875	1.200	2	M10x1.0	M10x1.0	—	Plastic

MASTER CYLINDER SPECIFICATIONS

Part Number Order

Specifications are provided for reference only. Use these specifications to match up with the original unit removed from the vehicle, the replacement part specifications and casting may differ but fit and function should be the same.

NAPA Brakes (New)	NAPA Proformer (Reman)	Primary Bore Size	Decimal Inch Conversion	Step Bore	Port(s)	Primary Port Dimension	Secondary Port Dimension	Other Port(s)/ Comments	OE Reservoir Type
M3494	P3494	7/8"	0.875	1.200	2	M10x1.0	M10x1.0	—	Plastic
M3495	P3495	13/16"	0.812	—	2	M10x1.0	M10x1.0	—	—
M3496	P3496	1"	1.000	—	2	M10x1.0	M10x1.0	—	Plastic
M3497	P3497	15/16"	0.937	—	2	M12x1.0	M12x1.0	—	Plastic
M3498	P3498	15/16"	0.937	—	2	M10x1.0	M10x1.0	—	Plastic
M3499	P3499	15/16"	0.937	—	2	7/16x24	1/2x20	—	Plastic
M3500	P3500	1"	1.000	—	2	M10x1.0	M10x1.0	—	Plastic
M3502	P3502	1 1/8"	1.125	—	3	M18x1.5	9/16x18	3/8X24	Plastic
M35026	P35026	1"	1.000	—	2	7/16x24	7/16x24	—	Integral
M3503	P3503	15/16"	0.937	—	2	M10x1.0	M10x1.0	—	Plastic
M3504	P3504	15/16"	0.937	—	2	M10x1.0	M10x1.0	—	Plastic
M3505	P3505	15/16"	0.937	—	2	3/8x24	9/16x18	—	Plastic
M3506	P3506	15/16"	0.937	—	2	1/2x20	9/16x20	—	Plastic
M3507	P3507	7/8"	0.875	—	2	M11x1.5	M12x1.0	—	Plastic
M3508	P3508	1 1/32"	1.031	1.415	2	1/2x20	9/16x20	—	Plastic
M3509	P3509	1"	1.000	—	2	1/2x20	1/2x20	—	Plastic
M3510	P3510	1 1/32"	1.031	—	2	1/2x20	9/16x20	—	Plastic
M3511	P3511	1"	1.000	—	4	M11x1.5	M10x1.0	M10X1.0, M11x1.5	Plastic
M3512	P3512	1 1/8"	1.125	—	2	9/16x18	1/2x20	—	Plastic
M3513	P3513	1"	1.000	—	2	M10x1.0	M10x1.0	—	Plastic
M3514	P3514	1"	1.000	—	2	M10x1.0	M10x1.0	—	Plastic
M3516	P3516	7/8"	0.875	1.29	2	M10x1.0	M10x1.0	—	Plastic
M3517	P3517	1 1/16"	1.062	1.340	2	M10x1.0	M12x1.0	—	Plastic
M3518	P3518	1 1/16"	1.062	1.340	2	9/16x18	1/2x20	—	Plastic
M3519	P3519	13/16"	0.812	1.25	2	M10x1.0	M10x1.0	—	Plastic
M3520	P3520	1"	1.000	—	2	M10x1.0	M10x1.0	—	Plastic
NA	P3521	1"	1.000	—	2	M12x1.0	M12x1.0	—	Plastic
M3522	P3522	1 1/16"	1.062	1.415	2	M12x1.0	M12x1.0	—	Plastic
M3523	P3523	1 1/16"	1.062	—	2	M10x1.0	M10x1.0	—	Plastic
M3524	P3524	1 1/16"	1.062	1.245	2	M12x1.0	M12x1.0	—	Plastic
M3525	P3525	1"	1.000	1.340	2	7/16x24	7/16x24	—	Plastic
M3526	P3526	1 1/16"	1.062	1.340	2	7/16x24	7/16x24	—	Plastic
M3527	P3527	15/16"	0.937	1.335	2	7/16x24	7/16x24	—	Plastic
M3528	P3528	1 1/16"	1.062	—	3	M10x1.0	3/8x24	—	Plastic
M3529	P3529	15/16"	0.937	—	2	M10x1.0	M10x1.0	—	Plastic
M3530	P3530	1"	1.000	—	2	M12x1.0	M12x1.0	—	Plastic
M3532	P3532	7/8"	0.875	—	2	M10x1.0	M10x1.0	—	Plastic
M3533	P3533	15/16"	0.937	1.340	4	M10x1.0	M10x1.0	2 X M12X1.0	Remote
M3534	P3534	15/16"	0.937	—	2	7/16x24	3/8x24	—	Remote
M3535	P3535	15/16"	0.937	—	4	M12x1.0	M10x1.0	—	Remote
M3536	P3536	13/16"	0.812	—	2	M10x1.0	M10x1.0	—	Plastic
M3537	P3537	1"	1.000	—	2	1/2x20	3/8x24	—	Plastic
M4336	P3538	1"	1.000	34MM	2	M12x1.0	M12x1.0	—	Plastic
M3538	P3538	1"	1.000	34MM	2	M12x1.0	M12x1.0	—	Plastic
M3893	P3540	15/16"	0.937	—	2	M10x1.0	M10x1.0	—	—
M3540	P3540	15/16"	0.937	—	2	M10x1.0	M10x1.0	—	—
M3541	P3541	15/16"	0.937	—	4	M10x1.0, M16x1.5	M10x1.0, M16x1.5	—	Plastic
M4571	P3542	7/8"	0.875	1.320	2	M10x1.0	M10x1.0	—	Plastic
M3542	P3542	7/8"	0.875	1.320	2	M10x1.0	M10x1.0	—	Plastic
M3543	P3543	7/8"	0.875	—	4	M10x1.0, M16x1.5	M10x1.0, M16x1.5	—	Plastic

SPECIFICATION GUIDE

MASTER CYLINDER SPECIFICATIONS

Part Number Order

Specifications are provided for reference only. Use these specifications to match up with the original unit removed from the vehicle, the replacement part specifications and casting may differ but fit and function should be the same.

SPECIFICATION GUIDE

NAPA Brakes (New)	NAPA Proformer (Reman)	Primary Bore Size	Decimal Inch Conversion	Step Bore	Port(s)	Primary Port Dimension	Secondary Port Dimension	Other Port(s)/ Comments	OE Reservoir Type
M3544	P3544	1"	1.000	—	2	M10x1.0	M10x1.0	—	Plastic
M3545	P3545	7/8"	0.875	—	4	M10x1.0, M16x1.5	M10x1.0, M16x1.5	—	Plastic
NA	P3546	1"	1.000	—	2	M10x1.0	M10x1.0	—	Plastic
NA	P3547	1"	1.000	—	2	M12x1.0	M12x1.0	—	Remote
M3548	P3548	15/16"	0.937	1.320	4	M10x1.0	M10x1.0	—	Plastic
M3549	P3549	1"	1.000	1.320	4	M10x1.0	M10x1.0	—	—
M3550	P3550	7/8"	0.875	1.320	2	M10x1.0	M10x1.0	—	Plastic
M3913	P3551	7/8"	0.875	1.320	2	M10x1.0	M10x1.0	—	Plastic
M3551	P3551	7/8"	0.875	1.320	2	M10x1.0	M10x1.0	—	Plastic
M3552	P3552	1"	1.000	—	2	M10x1.0	M10x1.0	—	Remote
M3553	P3553	1"	1.000	—	2	M10x1.0	M16x1.0	—	Remote
NA	P3554	1"	1.000	1.337	2	M10x1.0	M10x1.0	—	—
M3555	P3555	3/4"	0.750	1.515	2	9/16x18	1/2x20	—	Plastic
M3556	P3556	1"	1.000	—	3	2 x M12x1.0	3/8x24	—	Plastic
M3557	P3557	1 1/16"	1.062	—	3	2 x M12x1.0	3/8x24	—	Plastic
NA	P3558	34MM	1.338	—	2	M12x1.0	M12x1.0	—	Plastic
M3559	P3559	7/8"	0.875	—	3	M10x1.0	M10x1.0	—	—
NA	P3560	15/16"	0.937	—	4	M10x1.0	M10x1.0	—	—
M3561M	P3561	13/16"	0.812	—	3	M10x1.0	M10x1.0	—	Plastic
M3561	P3561	13/16"	0.812	—	3	M10x1.0	M10x1.0	—	Plastic
M3562	P3562	1"	1.000	—	4	M10x1.0	M10x1.0	M6X1.0 (bracket)	Plastic
M3563	P3563	1"	1.000	—	2	M10x1.0	M10x1.0	—	Plastic
NA	P3564	1"	1.000	—	2	M10x1.0	M10x1.0	—	Plastic
NA	P3565	1 1/16"	1.062	1.25	2	M10x1.0	M10x1.0	—	Plastic
M3566	P3566	15/16"	0.937	1.335	4	M12x1.0	M12x1.0	—	—
NA	P3567	7/8"	0.875	—	2	M10x1.0	M10x1.0	—	Plastic
NA	P3568	1"	1.000	1.340	2	M12x1.0	M12x1.0	—	—
M3569	P3569	15/16"	0.937	—	4	M10x1.0, M16x1.5	M10x1.0, M16x1.5	—	Plastic
M3570	P3570	1"	1.000	—	2	M10x1.0	M12x1.0	—	Plastic
NA	P3572	15/16"	0.937	—	3	M10x1.0	M10x1.0	—	—
NA	P3573	1 1/8"	1.125	—	3	1/2x20	1/8x27 NPT	—	Integral
NA	P3574	15/16"	0.937	—	2	M10x1.0	M10x1.0	—	Plastic
M3576	P3576	15/16"	0.937	—	3	M12x1.0	M12x1.0	—	Plastic
NA	P3577	13/16"	0.812	1.415	2	M10x1.0	M12x1.0	—	—
NA	P3578	1"	1.000	—	2	M10x1.0	M10x1.0	—	Plastic
NA	P3579	1 1/16"	1.062	1.25	2	M10x1.0	M10x1.0	—	Plastic
M3580	P3580	1"	1.000	—	2	M12x1.0	M12x1.0	—	Plastic
M3581	P3581	1 1/8"	1.125	1.420	3	2 x M12x1.0	M14x1.5	—	Plastic
NA	P3582	1"	1.000	1.340	2	M12x1.0	M12x1.0	—	—
NA	P3583	1"	1.000	1.340	4	M12x1.0	M12x1.0	—	—
M3584	P3584	1 3/16"	1.187	—	3	7/16x24	9/16x18	3/8X24	Plastic
M3585	P3585	1"	1.000	—	2	9/16x18	7/16X24	—	Plastic
NA	P3586	15/16"	0.937	1.415	3	M12x1.0	M12x1.0	—	—
M3587	P3587	15/16"	0.937	1.415	3	M12x1.0	M12x1.0	—	—
NA	P3588	1"	1.000	1.415	2	M10x1.0	M12x1.0	—	—
M3589	P3589	15/16"	0.937	1.200	2	M10x1.0	M10x1.0	—	Plastic
NA	P3590	1"	1.000	1.260	2	M10x1.0	M10x1.0	—	Plastic
M4241	P3590	1"	1.000	1.260	2	M10x1.0	M10x1.0	—	Plastic
M3590	P3590	1"	1.000	1.260	2	M10x1.0	M10x1.0	—	Plastic
NA	P3591	1"	1.000	1.185	3	M10x1.0	M10x1.0	—	Plastic

MASTER CYLINDER SPECIFICATIONS

Part Number Order

Specifications are provided for reference only. Use these specifications to match up with the original unit removed from the vehicle, the replacement part specifications and casting may differ but fit and function should be the same.

NAPA Brakes (New)	NAPA Proformer (Reman)	Primary Bore Size	Decimal Inch Conversion	Step Bore	Port(s)	Primary Port Dimension	Secondary Port Dimension	Other Port(s)/ Comments	OE Reservoir Type
M3592	P3592	7/8"	0.875	—	2	M10x1.0	M10x1.0	—	—
NA	P3593	15/16"	0.937	1.340	5	M12x1.0	M12x1.0	M10X1.0 (plug)	—
NA	P3594	1"	1.000	1.340	2	M12x1.0	M12x1.0	—	—
NA	P3595	15/16"	0.937	1.340	4	M12x1.0	M12x1.0	—	—
M3596	P3596	15/16"	0.937	1.340	3	M12x1.0	M12x1.0	—	Plastic
NA	P3597	7/8"	0.875	1.340	2	M10x1.0	M12x1.0	—	Plastic
M3598	P3598	1"	1.000	1.340	4	M12x1.0	M12x1.0	—	Plastic
M3599	P3599	1"	1.000	—	2	M10x1.0	M12x1.0	—	Plastic
M3600	P3600	7/8"	0.875	1.260	2	M10x1.0	M10x1.0	—	Plastic
NA	P3601	1"	1.000	1.320	2	M10x1.0	M10x1.0	M6X1.0 (bracket)	Plastic
NA	P3602	1"	1.000	1.415	2	M12x1.0	M12x1.0	—	—
NA	P3603	1"	1.000	1.415	3	M12x1.0	M12x1.0	M10x1.0	—
M3604	P3604	1"	1.000	1.415	2	M12x1.0	M12x1.0	—	—
M3605	P3605	1"	1.000	1.340	2	M10x1.0	M10x1.0	—	Plastic
M3606	P3606	15/16"	0.937	1.315	2	M10x1.0	M10x1.0	—	Plastic
M3607	P3607	1"	1.000	1.415	2	M12x1.0	M12x1.0	—	—
NA	P3608	1"	1.000	—	2	M10x1.0	M10x1.0	—	Plastic
M3609	P3609	7/8"	0.875	—	2	M10x1.0	M10x1.0	—	—
NA	P3610	1"	1.000	1.415	2	M12x1.0	M12x1.0	—	—
NA	P3611	1"	1.000	—	2	M10x1.0	M10x1.0	—	Plastic
NA	P3612	1"	1.000	—	2	M10x1.0	M10x1.0	—	Plastic
NA	P3613	1 1/16"	1.062	—	2	M10x1.0	M10x1.0	—	Plastic
NA	P3614	1"	1.000	—	2	M10x1.0	M10x1.0	—	Plastic
NA	P3615	15/16"	0.937	1.340	2	M12x1.0	M12x1.0	—	—
M3616	P3616	7/8"	0.875	—	2	M10x1.0	M10x1.0	—	Plastic
NA	P3617	1 1/16"	1.062	1.340	2	M12x1.0	M12x1.0	—	Plastic
NA	P3618	15/16"	0.937	1.340	2	M10x1.0	M10x1.0	—	—
NA	P3619	7/8"	0.875	1.320	2	M10x1.0	M10x1.0	—	Plastic
NA	P3620	1"	1.000	—	2	M10x1.0	M10x1.0	—	Plastic
M4741	P3621	13/16"	0.812	1.29	2	M10x1.0	M10x1.0	—	Plastic
M3621	P3621	13/16"	0.812	1.29	2	M10x1.0	M10x1.0	—	Plastic
M3622	P3622	1"	1.000	—	2	M10x1.0	M10x1.0	—	Plastic
NA	P3623	1"	1.000	—	2	M10x1.0	M10x1.0	—	Plastic
NA	P3624	1"	1.000	—	2	M10x1.0	M10x1.0	—	Plastic
M3625	P3625	7/8"	0.875	1.200	2	M10x1.0	M10x1.0	—	Plastic
NA	P3626	1"	1.000	—	2	M10x1.0	M10x1.0	—	—
NA	P3627	15/16"	0.937	1.260	4	M10x1.0	M10x1.0	—	Plastic
M3628	P3628	13/16"	0.812	1.320	2	M10x1.0	M10x1.0	—	Plastic
NA	P3629	15/16"	0.937	1.260	3	M10x1.0	M10x1.0	—	Plastic
M3630	P3630	15/16"	0.937	—	4	M10x1.0	M10x1.0	—	Plastic
NA	P3631	1"	1.000	—	2	M10x1.0	M10x1.0	—	Remote
M3632	P3632	1 1/8"	1.125	1.415	2	M14x1.5	M12x1.0	—	Plastic
M3633	P3633	1 1/8"	1.125	—	2	1/2x20	1/2x20	—	Plastic
M3634	P3634	15/16"	0.937	34MM	2	7/16x24	7/16x24	—	—
M3635	P3635	1 1/8"	1.125	—	2	M12x1.0	M10x1.0	—	Plastic
M3636	P3636	1 1/4"	1.25	—	3	9/16x18	7/16x24	3/8X24	Plastic
M3637	P3637	37MM	1.456	—	2	1/2x20	1/2x20	—	Plastic
M3638	P3638	1 1/4"	1.25	—	2	9/16x18	7/16x24	—	Plastic
M3639	P3639	15/16"	0.937	—	2	M10x1.0	M10x1.0	—	Plastic
M3640	P3640	13/16"	0.812	1.200	2	M10x1.0	M10x1.0	—	Plastic
M3641	P3641	1"	1.000	1.25	2	M12x1.0	M12x1.0	—	Plastic
M3642M	P3642	13/16"	0.812	1.29	2	M10x1.0	M10x1.0	—	Plastic

MASTER CYLINDER SPECIFICATIONS

Part Number Order

Specifications are provided for reference only. Use these specifications to match up with the original unit removed from the vehicle, the replacement part specifications and casting may differ but fit and function should be the same.

NAPA Brakes (New)	NAPA Proformer (Reman)	Primary Bore Size	Decimal Inch Conversion	Step Bore	Port(s)	Primary Port Dimension	Secondary Port Dimension	Other Port(s)/ Comments	OE Reservoir Type
M3642	P3642	13/16"	0.812	1.29	2	M10x1.0	M10x1.0	—	Plastic
M3643	P3643	1 5/16"	1.312	1.790	2	M10x1.0	M12x1.0	—	Plastic
NA	P3644	15/16"	0.935	1.335	2	M12x1.0	M12x1.0	—	—
M3983	P3645	7/8"	0.875	—	2	M10x1.0	M10x1.0	—	Plastic
M3645	P3645	7/8"	0.875	—	2	M10x1.0	M10x1.0	—	Plastic
NA	P3646	13/16"	0.812	1.375	2	M12x1.0	M12x1.0	—	—
NA	P3647	13/16"	0.812	1	3	M12x1.0	M12x1.0	—	—
NA	P3648	13/16"	0.812	1.300	2	M10x1.0	M10x1.0	—	Plastic
M3648	P3648	13/16"	0.812	1.300	2	M10x1.0	M10x1.0	—	Plastic
NA	P3649	1"	1.000	1.415	2	M12x1.0	M12x1.0	—	—
NA	P3650	1 1/16"	1.062	1.415	4	M10x1.0	M10x1.0	—	Plastic
M3651B	P3651	34MM	1.338	—	2	1/2x20	1/2x20	—	Plastic
M3651	P3651	34MM	1.338	—	2	1/2x20	1/2x20	—	Plastic
M3652	P3652	1 1/4"	1.25	—	2	1/2x20	1/2x20	—	Plastic
M3653	P3653	1"	1.000	1.515	2	M10x1.0	M12x1.0	—	Plastic
M3654	P3654	1"	1.000	1.515	2	M10x1.0	M12x1.0	—	Plastic
M3655	P3655	1"	1.000	—	2	1/2x20	1/2x20	—	Plastic
NA	P3656	1"	1.000	—	4	M10x1.0	M10x1.0	—	Plastic
M3657	P3657	37MM	1.456	—	2	1/2x20	1/2x20	—	Plastic
M3658	P3658	1"	1.000	—	2	M12x1.0	M12x1.0	—	Plastic
NA	P3659	1"	1.000	1.320	2	M10x1.0	M10x1.0	—	Remote
M3660	P3660	1"	1.000	1.415	4	M10x1.0	M10x1.0	—	Plastic
NA	P3661	1 5/16"	1.312	—	3	7/16x24	9/16x18	3/8X24	Plastic
M3662	P3662	1 1/16"	1.062	1.415	2	M10x1.0	M10x1.0	—	Plastic
NA	P3663	13/16"	0.812	1.320	2	M14x1.5	M14x1.5	—	Plastic
M3664	P3664	1"	1.000	—	4	M10x1.0, M16x1.0	M10x1.0, M16x1.0	—	Remote
M3665	P3665	1"	1.000	—	2	M10x1.0	M12x1.0	—	Plastic
M3666	P3666	1"	1.000	—	4	M12x1.0	M12x1.0	—	Plastic
NA	P3667	1"	1.000	—	3	M12x1.0	M12x1.0	—	Plastic
M3834	P3668	1"	1.003	—	2	M12x1.0	M12x1.0	—	Plastic
NA	P3669	13/16"	0.812	1.27	3	M10x1.0	M10x1.0	—	Plastic
NA	P3670	15/16"	0.937	1.260	2	M10x1.0	M10x1.0	—	Plastic
NA	P3671	1"	1.000	1.415	2	M10x1.0	M12x1.0	—	—
NA	P3672	1"	1.000	1.420	2	M12x1.0	M12x1.0	—	—
M3673	P3673	1 1/4"	1.25	1.650	2	M12x1.0	M13x1.5	—	Plastic
NA	P3674	1"	1.000	—	4	M10x1.0, M16x1.0	M10x1.0, M16x1.0	—	Plastic
M3675	P3675	15/16"	0.937	1.41	2	M10x1.0	M10x1.0	—	Plastic
M3676	P3676	1 1/4"	1.25	1.650	2	M12x1.0	M13x1.5	—	Plastic
NA	P3677	15/16"	0.937	1.340	4	M12x1.0	M12x1.0	—	—
M3678	P3678	1 1/16"	1.062	36MM	3	M12x1.0	M12x1.0	3/8X24	—
NA	P3679	1"	1.000	1.335	3	M12x1.0	M12x1.0	—	—
NA	P3680	1"	1.000	—	2	M10x1.0	M10x1.0	—	Remote
M3681	P3681	1"	1.000	—	4	M11x1.5	M10x1.0	M10X1.5, M11x1.5	Plastic
M3682M	P3682	7/8"	0.875	1.500	4	M10x1.0	M10x1.0	2 x M15X1.0	Plastic
M3682	P3682	7/8"	0.875	1.500	4	M10x1.0	M10x1.0	2 x M15X1.0	Plastic
M3683M	P3683	7/8"	0.875	1.500	2	M10x1.0	M10x1.0	—	Plastic
M3683	P3683	7/8"	0.875	1.500	2	M10x1.0	M10x1.0	—	Plastic
M3684	P3684	15/16"	0.937	—	2	M10x1.0	M10x1.0	—	Plastic
NA	P3685	1"	1.000	—	2	M10x1.0	M10x1.0	—	Plastic
M3686	P3686	7/8"	0.875	—	2	M10x1.0	M12x1.0	—	Remote

MASTER CYLINDER SPECIFICATIONS

Part Number Order

Specifications are provided for reference only. Use these specifications to match up with the original unit removed from the vehicle, the replacement part specifications and casting may differ but fit and function should be the same.

NAPA Brakes (New)	NAPA Proformer (Reman)	Primary Bore Size	Decimal Inch Conversion	Step Bore	Port(s)	Primary Port Dimension	Secondary Port Dimension	Other Port(s)/ Comments	OE Reservoir Type
M3687	P3687	1"	1.000	—	2	M10x1.0	M10x1.0	—	Plastic
M3688	P3688	1"	1.000	—	3	M12x1.0	M12x1.0	—	Remote
M3689	P3689	1"	1.000	1.345	3	M12x1.0	M12x1.0	—	Plastic
M3690	P3690	1 3/16"	1.187	1.392	4	M12x1.0	M12x1.0	—	Plastic
NA	P3691	1"	1.000	—	2	M10x1.0	M10x1.0	—	—
NA	P3692	1"	1.000	—	2	M10x1.0	M10x1.0	—	—
M3693	P3693	15/16"	0.937	1.345	2	M12x1.0	M12x1.0	—	Plastic
M3694	P3694	1"	1.000	—	3	M10x1.0	M10x1.0	3/8X24	—
M3695	P3695	1"	1.000	1.255	3	M12x1.0	M12x1.0	—	—
NA	P3696	1"	1.000	1.345	2	M12x1.0	M12x1.0	—	—
NA	P3697	1"	1.000	1.340	3	M12x1.0	M12x1.0	M10x1.0 Plug	—
M3699	P3699	1"	1.000	—	2	9/16x18	1/2x20	—	Plastic
NA	P3700	1"	1.000	—	2	9/16x18	1/2x20	—	Plastic
M3701	P3701	1"	1.000	—	2	M10x1.0	M12x1.0	—	Plastic
NA	P3702	1 1/16"	1.062	—	2	M10x1.0	M10x1.0	—	—
NA	P3706	15/16"	0.937	1.320	2	M10x1.0	M10x1.0	—	—
NA	P3707	1"	1.000	1.340	2	M12x1.0	M12x1.0	—	Plastic
M3710	P3710	1"	1.000	—	2	M10x1.0	M10x1.0	—	Remote
M3711	P3711	1 1/16"	1.062	—	2	M10x1.0	M10x1.0	—	Plastic
M3712	P3712	1"	1.000	—	2	1/2x20	1/2x20	—	Plastic
NA	P3713	1"	1.000	—	2	M10x1.0	M10x1.0	—	—
NA	P3714	15/16"	0.937	—	4	M16x1.5	M16x1.5	M10x1.0	—
M3716	P3716	1"	1.000	1.415	2	M12x1.0	M12x1.0	—	Plastic
NA	P3717	15/16"	0.937	1.340	2	M10x1.0	M12x1.0	—	—
NA	P3718	1"	1	1.415	2	M12x1.0	M12x1.0	—	—
NA	P3719	1 1/16"	1.062	1.420	3	M12x1.0	M12x1.0	—	—
NA	P3720	15/16"	0.937	1.340	3	M12x1.0	M12x1.0	—	—
NA	P3721	7/8"	0.878	1.340	5	M12x1.0	M12x1.0	—	—
M3722	P3722	13/16"	0.812	1.200	2	M14x1.5	M14x1.5	—	Plastic
M3723M	P3723	13/16"	0.812	1.315	2	M10x1.0	M10x1.0	—	Plastic
M3723	P3723	13/16"	0.812	1.315	2	M10x1.0	M10x1.0	—	Plastic
M3724	P3724	1"	1.000	—	2	M10x1.0	M10x1.0	—	Plastic
M3725	P3725	1 1/16"	1.062	1.420	2	M14x1.5	M14x1.5	—	Plastic
M4751	P3726	15/16"	0.937	1.200	2	M10x1.0	M10x1.0	—	Plastic
M3726	P3726	15/16"	0.937	1.200	2	M10x1.0	M10x1.0	—	Plastic
NA	P3741	1 3/8"	1.375	—	3	7/16x24	9/16x18	3/8X24	Plastic
NA	P3742	1 3/8"	1.375	—	2	7/16x24	9/16x18	—	Plastic
M4540	P3743	7/8"	0.875	—	4	M10x1.0, M15x1.0	M10x1.0, M15x1.0	Prop. Valves	Plastic
M4072	P3743	7/8"	0.875	—	4	M10x1.0, M15x1.0	M10x1.0, M15x1.0	Prop. Valves	Plastic
M3743	P3743	7/8"	0.875	—	4	M10x1.0, M15x1.0	M10x1.0, M15x1.0	Prop. Valves	Plastic
M3744	P3744	1 1/8"	1.125	—	2	1/2x20	1/2x20	—	Plastic
NA	P3746	15/16"	0.937	—	2	M10x1.0	M10x1.0	—	—
M3747	P3747	7/8"	0.875	—	2	M10x1.0	M12x1.0	—	Plastic
NA	P3756	7/8"	0.875	—	2	M12x1.0	M12x1.0	—	—
NA	P3757	1 3/16"	1.187	—	2	7/16x24	9/16x18	—	Plastic
NA	P3758	1"	1.000	—	2	M10x1.0	M10x1.0	—	—
NA	P3759	1"	1.000	1.252	3	M10x1.0	M12x1.0	—	—
M3760	P3760	1"	1.000	1.415	2	M10x1.0	M10x1.0	—	Plastic
M3985	P3761	15/16"	0.937	—	2	M10x1.0	M10x1.0	—	Plastic

SPECIFICATION GUIDE

MASTER CYLINDER SPECIFICATIONS

Part Number Order

Specifications are provided for reference only. Use these specifications to match up with the original unit removed from the vehicle, the replacement part specifications and casting may differ but fit and function should be the same.

NAPA Brakes (New)	NAPA Proformer (Reman)	Primary Bore Size	Decimal Inch Conversion	Step Bore	Port(s)	Primary Port Dimension	Secondary Port Dimension	Other Port(s)/ Comments	OE Reservoir Type
NA	P3765	13/16"	0.812	1.27	2	M10x1.0	M10x1.0	—	Plastic
M3766	P3766	1"	1.000	1.415	3	M12x1.0	M12x1.0	M12 X 1.5	Plastic
M3767	P3767	7/8"	0.875	1.340	4	M10x1.0	M12x1.0	M18x1.0	Plastic
M3768	P3768	1 1/16"	1.062	1.415	2	M12x1.0	M12x1.0	—	Plastic
M3769	P3769	1"	1.000	1.340	2	M12x1.0	M12x1.0	—	Plastic
M3770	P3770	22MM	0.866	—	2	M12x1.0	M10x1.0	—	Remote
NA	P3771	15/16"	0.937	1.345	2	M12x1.0	M12x1.0	—	—
M3772	P3772	15/16"	0.937	1.415	2	M12x1.0	M12x1.0	—	Plastic
M3773	P3773	1 5/16"	1.312	1.795	4	M10x1.0	M12x1.0	3/8X24	Plastic
NA	P3774	1"	1.000	—	2	M12x1.0	M12x1.0	—	—
M3775	P3775	1"	1.000	1.420	2	M12x1.0	M12x1.0	—	Plastic
M3776	P3776	1"	1.000	—	2	M12x1.0	M12x1.0	—	Plastic
M3777	P3777	1"	1.000	1.420	3	M12x1.0	M12x1.0	—	Plastic
M3778	P3778	1"	1.000	1.419	4	M12x1.0	M12x1.0	—	Plastic
NA	P3779	1"	1.000	1.345	2	M12x1.0	M12x1.0	—	Plastic
M3781	P3781	1"	1.000	—	2	M10x1.0	M10x1.0	—	Plastic
NA	P3782	1"	1.000	—	4	M12x1.0	M12x1.0	M12X1.0	Plastic
NA	P3783	1 1/16"	1.062	1.415	2	M12x1.0	M12x1.0	—	Plastic
NA	P3784	1"	1.000	—	4	M10x1.0	M10x1.0	M16x1.0	—
NA	P3786	7/8"	0.875	1.320	3	M10x1.0	M10x1.0	—	—
M3787	P3787	15/16"	0.937	1.415	2	M12x1.0	M12x1.0	—	—
M3788	P3788	15/16"	0.937	1.415	2	M12x1.0	M12x1.0	—	—
NA	P3790	1 1/8"	1.125	1.39	4	M12x1.0	M12x1.0	—	Plastic
M3791	P3791	7/8"	0.875	—	4	M10x1.0	M10x1.0	M16x1.5	Plastic
NA	P3792	15/16"	0.937	—	4	M10x1.0	M10x1.0	M16x1.5	Plastic
M3793	P3793	13/16"	0.812	1.200	2	M12x1.0	M10x1.0	—	Plastic
M3794	P3794	7/8"	0.875	—	2	M10x1.0	M10x1.0	—	Plastic
M3795	P3795	1"	1.000	1.415	2	M12x1.0	M12x1.0	—	Plastic
M3796	P3796	1"	1.000	—	2	M10x1.0	M10x1.0	—	Remote
NA	P3797	1 1/16"	1.062	1.415	3	M12x1.0	M12x1.0	—	Plastic
M3798	P3798	1"	1.000	—	2	M12x1.0	M12x1.0	—	Plastic
NA	P3799	1"	1.000	1.260	2	M10x1.0	M10x1.0	—	—
NA	P3800	7/8"	0.875	1.255	2	M10x1.0	M10x1.0	—	—
NA	P3801	7/8"	0.875	—	2	M12x1.0	M12x1.0	—	Plastic
M3773	P3802	1 5/16"	1.312	1.795	2	M10x1.0	M12x1.0	—	Plastic
M3803	P3803	1 1/8"	1.125	1.650	2	M10x1.0	M12x1.5	—	Plastic
M3803	P3803	1 1/8"	1.125	1.650	2	M10x1.0	M12x1.5	—	Plastic
M3805	P3804	1 1/2"	1.5	—	3	M10x1.0	M12x1.0	3/8X24	Plastic
M3805	P3805	1 1/2"	1.5	—	4	M10x1.0	M12x1.0	3/8X24	Plastic
M3806	P3806	1 1/16"	1.062	—	3	M10x1.0	M12x1.0	M10X1.0	Plastic
M3807	P3807	1"	1.000	—	2	M14x1.5	M14x1.5	—	Plastic
M3808	P3808	1"	1.000	—	4	M10x1.0	M12x1.0	M10X1.0, M12X1.0	Plastic
M3809	P3809	1"	1.000	1.415	2	M12x1.0	M12x1.0	—	Plastic
M3809	P3809	1"	1.000	1.415	2	M12x1.0	M12x1.0	—	Plastic
NA	P3810	15/16"	0.937	1.335	2	M14x1.5	M14x1.5	—	Plastic
M3811	P3811	3/4"	0.750	1.190	2	M10x1.0	M10x1.0	—	Remote
M3812	P3812	13/16"	0.812	—	2	M10x1.0	M10x1.0	—	Plastic
M3813	P3813	1 1/16"	1.062	1.408	2	M12x1.0	M12x1.0	—	Plastic
M3814	P3814	7/8"	0.875	1.260	2	M10x1.0	M10x1.0	—	Plastic
NA	P3815	15/16"	0.937	1.340	2	M12x1.0	M12x1.0	—	—
M3816	P3816	1 1/16"	1.062	1.415	2	M12x1.0	M12x1.0	—	Plastic
M3817	P3817	15/16"	0.937	1.300	2	M12x1.0	M12x1.0	—	—

MASTER CYLINDER SPECIFICATIONS

Part Number Order

Specifications are provided for reference only. Use these specifications to match up with the original unit removed from the vehicle, the replacement part specifications and casting may differ but fit and function should be the same.

NAPA Brakes (New)	NAPA Proformer (Reman)	Primary Bore Size	Decimal Inch Conversion	Step Bore	Port(s)	Primary Port Dimension	Secondary Port Dimension	Other Port(s)/ Comments	OE Reservoir Type
M3818	P3818	1 1/4"	1.25	—	2	M12x1.0	M12x1.0	—	Plastic
M3819	P3819	1 5/16"	1.312	—	2	M10x1.0	M12x1.0	—	Plastic
M3820	P3820	1"	1.000	1.415	2	M12x1.0	M12x1.0	—	—
M3821	P3821	7/8"	0.875	—	2	M10x1.0	M10x1.0	—	Plastic
M3822	P3822	7/8"	0.875	1.260	4	M10x1.0	M10x1.0	M16x1.5	Plastic
M3823	P3823	1"	1.000	1.415	2	M12x1.0	M12x1.0	—	—
M3824	P3824	1 1/16"	1.062	—	2	1/2x20	1/2x20	—	Plastic
M3825	P3825	1 1/16"	1.062	1.420	2	M12x1.0	M12x1.0	—	Plastic
M3826	P3826	7/8"	0.875	—	2	M10x1.0	M10x1.0	—	—
NA	P3828	3/4"	0.750	—	2	M10x1.0	M10x1.0	—	Remote
M3829	P3829	3/4"	0.750	—	2	M10x1.0	M10x1.0	—	Remote
M3830	P3830	1 1/16"	1.062	1.419	3	M12x1.0	M12x1.0	M12X1.0	—
M3831M	P3831	13/16"	0.812	—	2	M10x1.0	M10x1.0	—	Plastic
M3831	P3831	13/16"	0.812	—	2	M10x1.0	M10x1.0	—	Plastic
M3832M	P3832	15/16"	0.937	1.335	2	M10x1.0	M12x1.0	—	Plastic
M3832	P3832	15/16"	0.937	1.335	2	M10x1.0	M12x1.0	—	Plastic
NA	P3833	1"	1.000	—	2	M13x1.5	M13x1.5	—	Plastic
M3833	P3833	1"	1.000	—	2	M13x1.5	M13x1.5	—	Plastic
M3834	P3834	1 1/16"	1.062	1.345	2	M12x1.0	M12x1.0	—	Plastic
M3835	P3835	7/8"	0.875	1.335	2	M10x1.0	M12x1.0	—	Plastic
NA	P3836	15/16"	0.937	1.262	2	M10x1.0	M10x1.0	—	—
M3837	P3837	1"	1.000	—	2	M12x1.0	M12x1.0	—	Plastic
NA	P3838	1 1/16"	1.062	1.415	3	M10x1.0	M10x1.0	3/8X24	Plastic
NA	P3839	15/16"	0.937	—	4	M10x1.0	M16x1.0	M16x1.0	—
M3840	P3840	1"	1.000	1.419	2	M10x1.0	M10x1.0	—	Plastic
M3841	P3841	13/16"	0.812	—	3	M10x1.0	M10x1.0	—	—
NA	P3842	1 3/16"	1.187	1.650	2	7/16x24	1/2x20	—	Plastic
NA	P3843	1"	1.000	1.617	2	M14x1.5	M14x1.5	—	Plastic
M3844	P3844	7/8"	0.875	—	2	M12x1.0	M12x1.0	—	Plastic
NA	P3845	1"	1.000	—	3	M12x1.0	M12x1.0	—	—
M3846	P3846	7/8"	0.875	—	4	M10x1.0	M10x1.0	M16x1.0	—
NA	P3847	1"	1.000	1.617	2	7/16x24	3/8x24	—	Plastic
NA	P3848	7/8"	0.875	1.643	2	M12x1.0	M12x1.0	—	—
NA	P3849	15/16"	0.937	1.415	2	M12x1.0	M12x1.0	—	—
M3850	P3850	1"	1.000	—	2	M10x1.0	M10x1.0	—	Plastic
NA	P3851	3/4"	0.750	1.378	4	M10x1.0	M10x1.0	—	—
M3852	P3852	15/16"	0.937	1.247	2	M12x1.0	M12x1.0	—	Plastic
M3853	P3853	1"	1.000	—	2	M10x1.0	M10x1.0	—	—
NA	P3854	7/8"	0.875	1.643	2	M12x1.0	M12x1.0	—	—
NA	P3855	7/8"	0.875	1.200	2	M12x1.0	M12x1.0	—	—
NA	P3855	7/8"	0.875	1.200	2	M12x1.0	M12x1.0	—	—
NA	P3855	7/8"	0.875	1.200	2	M12x1.0	M12x1.0	—	—
M3856	P3856	1 1/16"	1.062	1.67	2	7/16x24	3/8x24	—	Plastic
M3857	P3857	1"	1.000	1.415	2	M12x1.0	M12x1.0	—	—
M3858	P3858	7/8"	0.875	—	2	M10x1.0	M10x1.0	—	Plastic
M3859	P3859	7/8"	0.875	—	2	M10x1.0	M10x1.0	—	Plastic
NA	P3860	1 1/16"	1.062	—	3	M12x1.0	M12x1.0	—	Plastic
M3861	P3861	7/8"	0.875	1.610	2	M14x1.0	M14x1.0	—	—
NA	P3862	1 5/16"	1.312	1.790	3	M14x1.5	M12x1.0	3/8X24	Plastic
M3866	P3866	15/16"	0.937	—	2	M10x1.0	M10x1.0	—	Plastic
M3867	P3867	1 1/4"	1.25	1.79	2	1/2x20	7/16x24	—	Plastic
M3868	P3868	1 1/16"	1.062	—	2	7/16x24	3/8x24	—	Plastic

SPECIFICATION GUIDE

MASTER CYLINDER SPECIFICATIONS

Part Number Order

Specifications are provided for reference only. Use these specifications to match up with the original unit removed from the vehicle, the replacement part specifications and casting may differ but fit and function should be the same.

SPECIFICATION GUIDE

NAPA Brakes (New)	NAPA Proformer (Reman)	Primary Bore Size	Decimal Inch Conversion	Step Bore	Port(s)	Primary Port Dimension	Secondary Port Dimension	Other Port(s)/ Comments	OE Reservoir Type
M3869	P3869	13/16"	0.812	1.421	2	M10x1.0	M10x1.0	—	Plastic
M3870	P3870	13/16"	0.812	1.421	2	M12x1.0	M12x1.0	—	Plastic
M3871	P3871	1 1/8"	1.125	—	2	M12x1.0	M12x1.0	—	Plastic
NA	P3872	7/8"	0.875	1.340	3	M12x1.0	M12x1.0	—	—
M3873	P3873	7/8"	0.875	—	2	M10x1.0	M10x1.0	—	Plastic
M3874	P3874	13/16"	0.812	—	2	M10x1.0	M10x1.0	—	Plastic
NA	P3875	15/16"	0.937	—	2	M12x1.0	M12x1.0	—	—
M3876	P3876	1 1/16"	1.062	—	2	M10x1.0	M12x1.0	—	Plastic
M3878	P3878	13/16"	0.812	—	2	M10x1.0	M12x1.0	—	—
M3879	P3879	13/16"	0.812	—	2	M12x1.0	M12x1.0	—	—
NA	P3880	7/8"	0.875	1.340	2	M12x1.0	M12x1.0	—	—
M3881	P3881	1"	1.000	—	2	7/16x24	3/8x24	—	Plastic
M4848	P3882	37MM	1.456	—	2	M12x1.0	M12x1.0	—	Plastic
M3883	P3883	15/16"	0.937	—	2	M10x1.0	M10x1.0	—	Plastic
M3885	P3885	1"	1.000	—	2	7/16x24	7/16x24	—	—
M3887	P3887	1 1/4"	1.25	—	2	7/16x24	1/2x20	—	Plastic
NA	P3889	15/16"	0.937	—	2	M10x1.0	M10x1.0	—	Plastic
M3890	P3890	13/16"	0.812	1.320	2	M10x1.0	M10x1.0	—	Remote
M3894	P3894	1 1/4"	1.25	1.79	2	M10x1.0	M12x1.0	—	Plastic
NA	P3895	1"	1.000	1.420	2	M10x1.0	M12x1.0	—	Plastic
NA	P3897	1 1/16"	1.062	—	2	M10x1.0	M10x1.0	—	—
NA	P3898	1"	1.000	—	2	M10x1.0	M10x1.0	—	—
NA	P3899	13/16"	0.812	—	2	M12x1.0	M12x1.0	—	—
NA	P3902	1"	1.000	1.260	2	M10x1.0	M10x1.0	—	—
NA	P3903	1"	1.000	1.260	2	M10x1.0	M10x1.0	—	—
NA	P3905	1"	1.000	—	2	M14x1.5	M14x1.5	—	Plastic
M3906	P3906	15/16"	0.937	—	2	M12x1.0	M12x1.0	—	Plastic
M3907	P3907	15/16"	0.937	—	2	M10x1.0	M10x1.0	—	Plastic
M3908	P3908	1 1/8"	1.125	—	2	M12x1.0	M12x1.0	—	Plastic
M3909	P3909	15/16"	0.937	—	4	M10x1.0, M16x1.5	M10x1.0, M16x1.5	—	Plastic
NA	P3911	1 1/8"	1.125	—	2	M10x1.0	M10x1.0	—	Plastic
M3912	P3912	1 1/16"	1.062	1.415	2	M14x1.5	M14x1.5	—	Plastic
M3914	P3914	1"	1.000	—	2	M14x1.5	M14x1.5	—	Plastic
M3915M	P3915	1 1/16"	1.062	1.421	2	M12x1.0	M12x1.0	—	Plastic
M3915	P3915	1 1/16"	1.062	1.421	2	M12x1.0	M12x1.0	—	Plastic
M3916M	P3916	15/16"	0.937	1.260	2	M10x1.0	M10x1.0	—	Plastic
M3916	P3916	15/16"	0.937	1.260	2	M10x1.0	M10x1.0	—	—
M3917	P3917	37MM	1.456	—	2	M14x1.5	M14x1.5	—	Plastic
M3918	P3918	15/16"	0.937	1.335	2	M13x1.5	M13x1.5	—	Plastic
NA	P3920	1"	1.000	1.415	2	M12x1.0	M12x1.0	—	—
NA	P3921	13/16"	0.812	—	2	M10x1.0	M10x1.0	—	—
NA	P3922	15/16"	0.937	1.262	2	M12x1.0	M12x1.0	—	—
NA	P3923	1 1/16"	1.062	1.415	2	M12x1.0	M12x1.0	—	—
M3925	P3925	7/8"	0.875	—	2	7/16x24	7/16x24	—	Plastic
M3926	P3926	15/16"	0.937	—	2	M10x1.0	M10x1.0	—	Plastic
M3929	P3929	7/8"	0.875	—	4	7/16x24	3/8x24	M16x1.0	Plastic
M3930	P3930	15/16"	0.937	1.415	2	M12x1.0	M12x1.0	—	Plastic
M3932	P3932	34MM	1.338	—	2	M13x1.5	M13x1.5	—	Plastic
M3934	P3934	1 1/16"	1.062	—	2	M12x1.0	M12x1.0	—	Plastic
NA	P3937	3/4"	0.750	—	2	M10x1.0	M10x1.0	—	—
NA	P3939	13/16"	0.812	1.375	2	M10x1.0	M10x1.0	—	Plastic

MASTER CYLINDER SPECIFICATIONS

Part Number Order

Specifications are provided for reference only. Use these specifications to match up with the original unit removed from the vehicle, the replacement part specifications and casting may differ but fit and function should be the same.

NAPA Brakes (New)	NAPA Proformer (Reman)	Primary Bore Size	Decimal Inch Conversion	Step Bore	Port(s)	Primary Port Dimension	Secondary Port Dimension	Other Port(s)/ Comments	OE Reservoir Type
M3939M	NA	13/16"	0.812	1.375	2	M10x1.0	M10x1.0	—	Plastic
M3941A	P3941	1"	1.000	—	2	M10x1.0	M10x1.0	—	Plastic
M3941	P3941	1"	1.000	—	2	M10x1.0	M10x1.0	—	Plastic
NA	P3942	1 1/16"	1.062	1.412	2	M12x1.0	M12x1.0	—	—
M3943	P3943	7/8"	0.875	—	2	M10x1.0	M10x1.0	—	—
NA	P3945	15/16"	0.937	1.345	2	M12x1.0	M12x1.0	—	—
NA	P3946	1 1/16"	1.062	1.420	2	M12x1.0	M12x1.0	—	—
NA	P3947	7/8"	0.875	—	2	M12x1.0	M12x1.0	—	Plastic
M3952	P3952	15/16"	0.937	—	2	M10x1.0	M10x1.0	—	Plastic
NA	P3953	1 1/16"	1.062	—	2	M10x1.0	M10x1.0	—	Plastic
NA	P3954	3/4"	0.750	—	2	M10x1.0	M10x1.0	—	Remote
M3956M	P3956	1"	1.000	—	2	M10x1.0	M10x1.0	—	Plastic
M3956	P3956	1"	1.000	—	2	M10x1.0	M10x1.0	—	Plastic
NA	P3957	15/16"	0.937	1.415	2	M12x1.0	M12x1.0	—	—
NA	P3958	15/16"	0.937	1.320	2	M10x1.0	M10x1.0	—	Plastic
NA	P3960	15/16"	0.937	—	2	M10x1.0	M10x1.0	—	—
NA	P3961	7/8"	0.875	—	2	M12x1.0	M12x1.0	—	—
M3963	P3963	1"	1.000	—	2	M10x1.0	M10x1.0	—	Plastic
M3964	P3964	1"	1.000	—	4	M10x1.0	M10x1.0	—	Plastic
M3965	P3965	7/8"	0.875	1.420	2	M12x1.0	M12x1.0	—	—
M3968M	P3968	15/16"	0.937	—	4	M10x1.0	M10x1.0	M16x1.5	—
M3968	P3968	15/16"	0.937	—	4	M10x1.0	M10x1.0	M16x1.5	—
NA	P3969	7/8"	0.875	1.320	2	M10x1.0	M10x1.0	—	—
M3971	P3971	1 1/16"	1.062	1.421	2	M12x1.0	M12x1.0	—	Plastic
M3976	P3976	13/16"	0.812	—	2	M10x1.0	M10x1.0	—	Plastic
NA	P3981	15/16"	0.937	1.340	2	M12x1.0	M12x1.0	—	Plastic
NA	P3988	13/16"	0.812	—	2	M10x1.0	M10x1.0	—	Plastic
NA	P3989	1"	1.000	1.375	2	M12x1.0	M12x1.0	—	Plastic
NA	P3993	1 1/16"	1.062	1.415	3	M12x1.0	M12x1.0	3/8X24	—
NA	P4000	3/4"	0.750	—	2	M10x1.0	M10x1.0	—	—
NA	P4007	15/16"	0.937	1.340	2	M12x1.0	M12x1.0	—	—
M4009	P4009	15/16"	0.937	1.200	2	M12x1.0	M12x1.0	—	Plastic
NA	P4012	1 1/16"	1.062	1.421	2	M10x1.0	M10x1.0	—	Plastic
NA	P4013	7/8"	0.875	1.380	2	M10x1.0	M10x1.0	—	—
NA	P4016	7/8"	0.875	—	2	M10x1.0	M10x1.0	—	—
M4017	P4017	3/4"	0.750	—	2	M10x1.0	M10x1.0	—	Remote
M4018	P4018	1 1/16"	1.062	1.420	2	M12x1.0	M12x1.0	—	Plastic
NA	P4020	7/8"	0.875	—	2	M10x1.0	M10x1.0	—	—
M4021	NA	15/16"	0.937	—	2	7/16x24	7/16x24	—	Plastic
NA	P4024	1"	1.000	—	2	M10x1.0	M10x1.0	—	—
NA	P4026	7/8"	0.875	—	2	M10x1.0	M10x1.0	—	—
NA	P4027	15/16"	0.937	—	2	M10x1.0	M10x1.0	—	—
M4028	P4028	13/16"	0.812	1.200	2	M10x1.0	M10x1.0	—	Plastic
M4029	P4029	7/8"	0.875	—	2	M12x1.0	M12x1.0	—	Plastic
M4029	P4029	7/8"	0.875	—	2	M12x1.0	M12x1.0	—	Plastic
M4030	P4030	1"	1.000	—	2	M14x1.5	M14x1.5	—	Plastic
M4031	P4031	1 3/8"	1.375	—	2	M12x1.5 W/SEAT	M10 x1.5 @ 3:00	—	Plastic
M4032	P4032	1 1/2"	1.5	—	3	M12x1.0	M10x1.0	3/8X24	Plastic
M4033	P4033	1 5/16"	1.312	—	2	M12x1.5	M10x1.5	—	Plastic
NA	P4037	1"	1.000	1.185	2	M12x1.0	M12x1.0	—	Plastic
M4039	P4039	1 1/4"	1.25	—	2	M10x1.0	M10x1.0	—	Remote

SPECIFICATION GUIDE

MASTER CYLINDER SPECIFICATIONS

Part Number Order

Specifications are provided for reference only. Use these specifications to match up with the original unit removed from the vehicle, the replacement part specifications and casting may differ but fit and function should be the same.

SPECIFICATION GUIDE

NAPA Brakes (New)	NAPA Proformer (Reman)	Primary Bore Size	Decimal Inch Conversion	Step Bore	Port(s)	Primary Port Dimension	Secondary Port Dimension	Other Port(s)/ Comments	OE Reservoir Type
M4045	P4045	1 1/16"	1.062	—	2	M10x1.0	M10x1.0	—	Plastic
NA	P4051	15/16"	0.937	—	2	M12x1.0	M12x1.0	—	—
M4053M	P4053	7/8"	0.875	—	2	M12x1.0	M12x1.0	—	Plastic
M4053	P4053	7/8"	0.875	—	2	M12x1.0	M12x1.0	—	Plastic
NA	P4059	1"	1.000	1.340	2	M12x1.0	M12x1.0	—	—
M4067	P4067	1 1/8"	1.125	—	2	M10x1.0	M10x1.0	—	Plastic
M4069	P4069	3/4"	0.750	1.200	2	M12x1.0	M12x1.0	—	Remote
M4070	P4070	7/8"	0.875	1.255	2	M10x1.0	M10x1.0	—	Plastic
M4078	NA	7/8"	0.875	—	2	M10x1.0	M10x1.0	—	Plastic
NA	P4081	15/16"	0.937	—	2	M10x1.0	M10x1.0	—	—
M4085	P4085	13/16"	0.812	—	2	M10x1.0	M10x1.0	—	Plastic
M4089	NA	13/16"	0.812	—	2	M10x1.0	M10x1.0	—	Plastic
M4092	P4092	3/4"	0.750	—	2	M10x1.0	M10x1.0	—	Remote
NA	P4098	13/16"	0.812	—	2	M10x1.0	M10x1.0	—	—
M4101	P4101	7/8"	0.875	—	2	M12x1.0	M12x1.0	—	—
NA	P4103	7/8"	0.878	1.340	4	M12x1.0	M12x1.0	—	Plastic
NA	P4104	1"	1.000	—	3	M12x1.0	M12x1.0	—	Remote
NA	P4107	15/16"	0.937	1.260	2	M10x1.0	M10x1.0	—	Plastic
NA	P4114	1 1/16"	1.062	1.420	2	M12x1.0	M12x1.0	—	—
NA	P4115	7/8"	0.875	1.380	2	M10x1.0	M10x1.0	—	Plastic
NA	P4118	1"	1.000	—	2	M10x1.0	M10x1.0	—	—
NA	P4119	1 1/16"	1.062	1.419	2	M12x1.0	M12x1.0	—	—
NA	P4122	1 1/16"	1.062	1.260	2	M12x1.0	M12x1.0	—	Plastic
NA	P4125	1"	1.000	—	2	M10x1.0	M10x1.0	—	Plastic
M4127	P4127	15/16"	0.937	—	2	M10x1.0	M10x1.0	—	Plastic
M4128	P4128	15/16"	0.937	—	2	M12x1.0	M12x1.0	—	Plastic
NA	P4131	1"	1.000	1.419	2	M12x1.0	M12x1.0	—	Plastic
M4143	P4143	1"	1.000	—	2	M12x1.0	M12x1.0	—	Plastic
NA	P4149	13/16"	0.812	1.320	2	M12x1.0	M12x1.0	—	Remote
M4150	P4150	1"	1.000	—	2	M10x1.0	M10x1.0	—	Plastic
NA	P4154	1 1/16"	1.062	1.617	2	M14x1.5	M14x1.5	—	Plastic
M4159	P4159	7/8"	0.875	1.500	4	M10x1.0	M10x1.0	M16x1.0	Plastic
NA	P4164	1"	1.000	1.418	2	M12x1.0	M12x1.0	—	Plastic
M4166	P4166	1 1/16"	1.062	1.610	2	M12x1.0	M12x1.0	—	—
NA	P4176	1"	1.000	—	2	M10x1.0	M10x1.0	—	Plastic
NA	P4184	15/16"	0.937	1.420	2	M12x1.0	M12x1.0	—	Plastic
NA	P4194	1"	1.000	1.415	3	M12x1.0	M12x1.0	M10 X 1.0	—
M4195	P4195	1 1/8"	1.125	1.650	2	M10x1.0	M12x1.0	—	Plastic
M4196	P4196	15/16"	0.937	—	2	M12x1.0	M12x1.0	—	Plastic
M4193	P4196	15/16"	0.937	—	2	M12x1.0	M12x1.0	—	Plastic
NA	P4202	1"	1.000	—	4	M10x1.0, M16x1.0	M10x1.0, M16x1.0	—	Remote
NA	P4210	1"	1.000	1.415	3	M12x1.0	M12x1.0	3/8X24	Plastic
M4239	P4239	1"	1.000	—	2	M10x1.0	M10x1.0	—	Plastic
NA	P4251	1"	1.000	1.415	2	M12x1.0	M12x1.0	—	—
NA	P4257	1"	1.000	—	2	M10x1.0	M12x1.0	—	Plastic
M4263	P4263	15/16"	0.937	—	2	M12x1.0	M12x1.0	—	—
M4264M	P4264	15/16"	0.937	1.335	2	M12x1.0	M12x1.0	—	Plastic
M4264	P4264	15/16"	0.937	1.335	2	M12x1.0	M12x1.0	—	Plastic
M4268	P4268	34MM	1.343	—	2	M14x1.5	M14x1.5	—	Plastic
M4269	P4269	34MM	1.338	—	2	M12x1.0	M12x1.0	—	Plastic
M4274	P4274	1"	1.000	—	2	M13x1.5	M13x1.5	—	Plastic

MASTER CYLINDER SPECIFICATIONS

Part Number Order

Specifications are provided for reference only. Use these specifications to match up with the original unit removed from the vehicle, the replacement part specifications and casting may differ but fit and function should be the same.

NAPA Brakes (New)	NAPA Proformer (Reman)	Primary Bore Size	Decimal Inch Conversion	Step Bore	Port(s)	Primary Port Dimension	Secondary Port Dimension	Other Port(s)/ Comments	OE Reservoir Type
M4280M	P4280	7/8"	0.875	—	2	M10x1.0	M10x1.0	—	Plastic
M4280	P4280	7/8"	0.875	—	2	M10x1.0	M10x1.0	—	Plastic
NA	P4281	1"	1.000	—	2	M12x1.0	M12x1.0	—	Plastic
NA	P4286	1"	1.000	1.260	3	M12x1.0	M12x1.0	M12X1.5	Plastic
M4293	P4293	1 1/8"	1.125	—	2	M10x1.0	M10x1.0	—	Remote
M4294	NA	15/16"	0.937	—	2	M10x1.0	M10x1.0	—	Plastic
NA	P4306	1 1/16"	1.062	—	2	M10x1.0	M10x1.0	—	Plastic
M4308	P4308	1"	1.000	1.380	3	M10x1.0	M10x1.0	M10X1.0	Plastic
NA	P4321	1"	1.000	1.617	2	M12x1.0	M12x1.0	—	—
NA	P4322	1"	1.000	1.419	2	M12x1.0	M12x1.0	—	—
NA	P4326	13/16"	0.812	—	3	M10x1.0	M10x1.0	—	—
M4332	P4332	1 1/2"	1.5	—	4	M12x1.0	M10x1.0	3/8X24	Plastic
M4333M	P4333	7/8"	0.875	—	2	M12x1.0	M12x1.0	—	Plastic
M4333	P4333	7/8"	0.875	—	2	M12x1.0	M12x1.0	—	Plastic
M4334	P4334	7/8"	0.875	—	2	M12x1.0	M12x1.0	—	—
M4335	P4335	15/16"	0.937	—	2	M12x1.0	M12x1.0	—	Plastic
M4337	P4337	1"	1.000	—	2	M10x1.0	M10x1.0	—	Plastic
NA	P4342	1 1/2"	1.5	—	2	7/16x24	7/16x24	—	Plastic
M4349	P4349	40MM	40MM	—	2	9/16x18	1/2x20	—	Plastic
M4352M	P4352	7/8"	0.875	—	2	M10x1.0	M10x1.0	—	Plastic
M4352	P4352	7/8"	0.875	—	2	M10x1.0	M10x1.0	—	Plastic
M4354	P4354	7/8"	0.875	—	2	M12x1.0	M12x1.0	—	Plastic
M4353	P4354	7/8"	0.875	—	2	M12x1.0	M12x1.0	—	Plastic
M4358	NA	15/16"	0.937	—	2	M16x1.0	M10x1.0	—	Plastic
M4360	P4360	1"	1.000	—	1	1/2x20	—	—	Integral
M4363	NA	13/16"	0.812	1.415	4	M10x1.0	M16x1.5	—	Plastic
NA	P4364	1"	1.000	—	2	M10x1.0	M10x1.0	M7x1.0	Plastic
NA	P4365	1"	1.000	—	2	M10x1.0	M10x1.0	—	Plastic
M4369	P4369	15/16"	0.937	1.260	2	M12x1.0	M12x1.0	—	Plastic
NA	P4375	1 1/16"	1.062	1.340	2	M10x1.0	M10x1.0	—	Plastic
NA	P4376	1"	1.000	—	2	M10x1.0	M10x1.0	—	Plastic
NA	P4402	7/8"	0.875	—	2	M10x1.0	M10x1.0	—	Plastic
NA	P4407	1 1/16"	1.062	—	2	M10x1.0	M10x1.0	—	Plastic
NA	P4408	13/16"	0.812	—	4	M10x1.0	M10x1.0	—	—
M4410	P4410	7/8"	0.875	—	2	M10x1.0	M10x1.0	—	Plastic
NA	P4411	1"	1.000	—	4	M10x1.0	M10x1.0	(2) M16 x 1.0	Plastic
NA	P4412	15/16"	0.937	1.500	2	M10x1.0	M10x1.0	—	Plastic
M4413	P4413	15/16"	0.937	—	2	M10x1.0	M10x1.0	—	Plastic
NA	P4420	1"	1.000	—	2	M12x1.0	M12x1.0	—	—
NA	P4422	1"	1.000	—	2	M10x1.0	M10x1.0	—	Plastic
NA	P4430	7/8"	0.875	—	2	M10x1.0	M10x1.0	—	Plastic
M4443	P4432	1 5/16"	1.312	1.795	3	M12x1.0	M10x1.0	3/8X24	Plastic
M4443	P4443	1 5/16"	1.312	1.795	4	M12x1.0	M10x1.0	3/8X24	Plastic
NA	P4449	1"	1.000	—	3	M10x1.0	M10x1.0	M6x1.0	Plastic
NA	P4461	1 1/16"	1.062	—	2	M12x1.0	M12x1.0	—	Plastic
NA	P4462	1"	1.000	1.419	2	M12x1.0	M12x1.0	—	Plastic
M4462M	P4462	1"	1.000	1.419	2	M12x1.0	M12x1.0	—	Plastic
NA	P4465	15/16"	0.937	1.420	2	M10x1.0	M10x1.0	—	Plastic
NA	P4485	1 1/16"	1.062	1.420	2	M12x1.0	M12x1.0	—	—
NA	P4519	1 1/8"	1.125	—	2	M10x1.0	M10x1.0	—	Plastic
NA	P4530	1"	1.000	1.415	3	M12x1.0	M12x1.0	M12X1.5	Plastic
M4537	P4537	1"	1.000	—	2	M10x1.0	M12x1.0	—	—

SPECIFICATION GUIDE

MASTER CYLINDER SPECIFICATIONS

Part Number Order

Specifications are provided for reference only. Use these specifications to match up with the original unit removed from the vehicle, the replacement part specifications and casting may differ but fit and function should be the same.

SPECIFICATION GUIDE

NAPA Brakes (New)	NAPA Proformer (Reman)	Primary Bore Size	Decimal Inch Conversion	Step Bore	Port(s)	Primary Port Dimension	Secondary Port Dimension	Other Port(s)/ Comments	OE Reservoir Type
M4538	P4538	1"	1.000	—	2	M12x1.0	M12x1.0	—	—
NA	P4539	15/16"	0.937	—	2	M10x1.0	M10x1.0	—	Plastic
M4547	P4547	1"	1.000	—	2	M14x1.5	M14x1.5	—	Plastic
NA	P4548	1"	1.000	—	2	M14x1.5	M14x1.5	—	Plastic
M4549	P4549	1"	1.000	—	2	M13x1.5	M13x1.5	—	Plastic
M4552	P4552	7/8"	0.875	—	2	M12x1.0	M10x1.0	—	Plastic
M4555	P4554	13/16"	0.812	—	3	M12x1.0	M10x1.0	M10x1.0	Plastic
M4555	P4555	7/8"	0.875	—	3	M12x1.0	M10x1.0	M10x1.0	Plastic
M4556	P4556	24MM	0.944	—	3	M10x1.0	M12x1.0	M10x1.0	Plastic
M4557	P4557	1"	1.000	—	2	M18x1.5	9/16x18	—	Plastic
M4558	P4558	1 1/8"	1.125	—	2	M18x1.5	9/16x18	—	Plastic
M4558	P4558	1 1/8"	1.125	—	2	M18x1.5	9/16x18	—	Plastic
M4558	P4559	1 1/16"	1.062	—	2	M18x1.5	9/16x18	—	Plastic
M4558	P4559	1 1/16"	1.062	—	2	M18x1.5	9/16x18	—	Plastic
NA	P4560	15/16"	0.937	—	2	M18x1.5	9/16x18	—	Plastic
M4565	P4565	1"	1.000	—	3	M10x1.0	M10x1.0	M16x1.0	Plastic
M4566	P4566	1 5/16"	1.312	—	2	M18x1.5	9/16x18	—	Plastic
M4567	P4567	15/16"	0.937	—	2	7/16x24	9/16x18	—	Plastic
NA	P4568	24MM	0.944	—	4	M10x1.0	M11x1.5	M10x1.0 M11x1.5	Plastic
NA	P4569	13/16"	0.812	34MM	4	M10x1.0	M10x1.0	—	—
M4570	P4570	1 1/2"	1.5	—	2	M12x1.0	M12x1.0	—	Plastic
M4572	P4572	1 1/4"	1.25	—	1	1/2x20	—	—	Integral
NA	P4574	7/8"	0.875	—	2	M10x1.0	M10x1.0	—	Plastic
NA	P4575	1"	1.000	1.415	2	M12x1.0	M12x1.0	—	Plastic
M4584	P4584	15/16"	0.937	1.335	2	M14x1.5	M14x1.5	—	Plastic
NA	P4590	7/8"	0.875	—	2	M12x1.0	M12x1.0	—	Plastic
NA	P4596	7/8"	0.875	—	2	M10x1.0	M12x1.0	—	Plastic
M4609	NA	15/16"	0.937	—	2	M12x1.0	M12x1.0	—	—
NA	P4615	7/8"	0.875	1.340	2	M12x1.0	M12x1.0	—	Plastic
NA	P4622	15/16"	0.937	—	2	7/16x24	7/16x24	—	Plastic
M4623	P4623	1 1/16"	1.062	—	2	M14x1.5	M14x1.5	—	Plastic
M4646	P4646	1 1/16"	1.062	1.415	2	M14x1.5	M14x1.5	—	Plastic
M4655	P4655	7/8"	0.875	—	2	M10x1.0	M10x1.0	—	Plastic
M4657	P4657	7/8"	0.875	—	2	M10x1.0	M10x1.0	—	Plastic
NA	P4662	7/8"	0.875	1.610	2	M14x1.5	M14x1.5	M6x1.0	Plastic
M4664	P4664	13/16"	0.812	—	2	M12x1.0	M12x1.0	—	Plastic
M4659	P4664	13/16"	0.812	—	2	M12x1.0	M12x1.0	—	Plastic
M4668	P4668	1 1/2"	1.5	—	2	M14x1.5	M14x1.5	—	Plastic
NA	P4669	7/8"	0.875	1.420	2	M10x1.0	M10x1.0	—	Plastic
NA	P4670	7/8"	0.875	1.420	4	M10x1.0	M16x1.0	—	Plastic
M4671A	P4671	1 1/16"	1.062	—	2	M14x1.5	M14x1.5	—	Plastic
M4671	P4671	1 1/16"	1.062	—	2	M14x1.5	M14x1.5	—	Plastic
M94572	P4682	1 1/16"	1.062	—	2	M12x1.5	M12x1.5	—	Plastic
M4689	P4689	1 1/16"	1.062	1.415	3	M12x1.0	M12x1.0	M12X1.0	Plastic
NA	P4695	1 5/16"	1.312	—	2	M14x1.5	M14x1.5	—	Plastic
NA	P4700	1 5/16"	1.312	—	2	M12x1.0	M12x1.0	—	Plastic
NA	P4713	15/16"	0.937	—	2	M12x1.0	M12x1.0	—	—
M4736	P4736	7/8"	0.875	1.340	2	M10x1.0	M12x1.0	—	Plastic
M4739	P4739	3/4"	0.750	1.200	2	M10x1.0	M10x1.0	—	Remote
M4723	P4743	15/16"	0.937	—	2	M12x1.0	M12x1.0	—	Remote
M4744	NA	15/16"	0.937	—	2	M10x1.0	M10x1.0	—	Remote
M4749	P4749	1 1/4"	1.25	—	2	M14x1.5	M14x1.5	—	Plastic

MASTER CYLINDER SPECIFICATIONS

Part Number Order

Specifications are provided for reference only. Use these specifications to match up with the original unit removed from the vehicle, the replacement part specifications and casting may differ but fit and function should be the same.

NAPA Brakes (New)	NAPA Proformer (Reman)	Primary Bore Size	Decimal Inch Conversion	Step Bore	Port(s)	Primary Port Dimension	Secondary Port Dimension	Other Port(s)/ Comments	OE Reservoir Type
M4750	P4750	1 1/16"	1.062	1.415	2	M14x1.5	M14x1.5	—	Plastic
M4752	P4752	13/16"	0.812	—	2	M14x1.5	M14x1.5	—	—
NA	P4753	1 1/16"	1.062	—	2	M12x1.0	M12x1.0	—	—
M4754	P4754	1 1/8"	1.125	—	2	M14x1.5	M10x1.0	—	Plastic
M4755	P4755	13/16"	0.812	—	2	M10x1.0	M10x1.0	—	Plastic
NA	P4756	15/16"	0.937	—	2	M12x1.0	M12x1.0	—	Plastic
M4764	P4764	1 5/16"	1.312	—	2	M12x1.5	M10x1.5	—	Plastic
NA	P4765	1 3/8"	1.375	—	3	M12x1.0	M10x1.5	—	Plastic
NA	P4766	1 5/16"	1.312	—	2	M14x1.5	M12x1.5	—	Plastic
M4770	NA	15/16"	0.937	—	2	M12x1.0	M12x1.0	—	Plastic
M4771	NA	15/16"	0.937	—	2	M12x1.0	M12x1.0	—	Plastic
NA	P4776	7/8"	0.875	—	2	M10x1.0	M10x1.0	—	Plastic
NA	P4825	7/8"	0.875	—	2	M10x1.0	M10x1.0	—	Plastic
M4834	P4834	1"	1.000	—	2	M12x1.0	M12x1.0	—	Remote
M4836	P4836	7/8"	0.875	—	2	M12x1.0	M12x1.0	—	Plastic
M4837	P4837	1"	1.000	—	2	M10x1.0	M10x1.0	—	Plastic
M4840	P4840	7/8"	0.875	1.643	2	M12x1.0	M12x1.0	—	Plastic
M4848	P4848	37MM	1.456	—	3	M12x1.0	M10x1.5	M12X1.0	Plastic
M4850	P4850	3/4"	0.750	—	2	M10x1.0	M10x1.0	—	Remote
M4857	NA	1"	1.000	1.420	2	M12x1.0	M12x1.0	—	N/A
NA	P4873	1"	1.000	—	2	M10x1.0	M10x1.0	—	Plastic
M4882	P4882	3/4"	0.750	1.200	2	M12x1.0	M12x1.0	—	Remote
NA	P4883	15/16"	0.937	—	2	7/16x24	7/16x24	—	Plastic
M4884	NA	1 1/16"	1.062	—	2	7/16x24	3/8x24	—	Plastic
NA	P4894	1"	1.000	—	2	M12x1.0	M12x1.0	—	Plastic
NA	P4897	1 1/16"	1.062	—	2	M12x1.0	M12x1.0	—	Plastic
NA	P4898	7/8"	0.875	—	2	7/16x24	7/16x24	—	Plastic
NA	P4900	1 1/16"	1.062	—	2	M14x1.5	M12x1.5	—	Plastic
M4903	NA	13/16"	0.812	1.260	2	M12x1.0	M12x1.0	—	Plastic
NA	P4948	15/16"	0.937	—	2	M10x1.0	M10x1.0	—	Plastic
M4949	P4949	1 3/16"	1.187	—	2	M14x1.5	M12x1.5	—	Plastic
M4950	P4950	7/8"	0.875	—	2	M14x1.5	M14x1.5	—	N/A
M4951	P4951	7/8"	0.875	—	2	M12x1.0	M12x1.0	—	Plastic
NA	P4952	15/16"	0.937	—	2	M10x1.0	M10x1.0	—	Plastic
M4953	P4953	1"	1.000	—	2	M12x1.0	M12x1.0	—	—
M4955	P4955	1"	1.000	—	2	7/16x24	7/16x24	—	Plastic
M4964	P4964	1"	1.000	—	2	M10x1.0	M10x1.0	—	Plastic
NA	P4966	1 1/16"	1.062	1.419	3	M10x1.0	M12x1.0	—	Plastic
NA	P4970	1 1/16"	1.062	1.41	2	M10x1.0	M10x1.0	—	Plastic
M4988	P4988	1 5/16"	1.312	—	2	M10x1.0	M12x1.0	—	Plastic
M3877	P4989	1 3/16"	1.187	1.500	2	M12x1.0	M12x1.0	—	Plastic
M4990	NA	7/8"	0.875	—	2	M12x1.0	M12x1.0	—	Plastic
NA	P4994	1 1/16"	1.062	—	2	M14x1.5	M14x1.5	—	Plastic
NA	P5030	1 3/16"	1.187	—	2	M14x1.5	M12x1.5	—	Plastic
M5037	P5037	7/8"	0.875	1.260	2	M12x1.0	M12x1.0	—	Plastic
NA	P5042	13/16"	0.812	—	2	M12x1.0	M12x1.0	—	Remote
M5043	NA	13/16"	0.812	1.260	2	M10x1.0	M10x1.0	—	Plastic
M5045	NA	15/16"	0.937	1.340	2	M12x1.0	M12x1.0	—	Plastic
NA	P5049	15/16"	0.937	—	2	M12x1.0	M12x1.0	—	Plastic
M5073	P5073	1"	1.000	—	2	M14x1.0	M14x1.0	—	Plastic
NA	P5077	1 1/8"	1.125	1.537	2	M14x1.5	M14x1.5	—	Plastic
M5095	NA	13/16"	0.812	—	2	M12x1.0	M12x1.0	Jig Plate	Plastic

SPECIFICATION GUIDE

MASTER CYLINDER SPECIFICATIONS

Part Number Order

Specifications are provided for reference only. Use these specifications to match up with the original unit removed from the vehicle, the replacement part specifications and casting may differ but fit and function should be the same.

NAPA Brakes (New)	NAPA Proformer (Reman)	Primary Bore Size	Decimal Inch Conversion	Step Bore	Port(s)	Primary Port Dimension	Secondary Port Dimension	Other Port(s)/ Comments	OE Reservoir Type
M5114	NA	7/8"	0.875	1.320	2	M12x1.0	M12x1.0	—	Plastic
NA	P5115	1"	1.000	1.415	2	M12x1.0	M12x1.0	—	Plastic
NA	P5185	1 5/16"	1.312	—	2	M14x1.5	M12x1.0	—	Plastic
NA	P5186	15/16"	0.937	—	4	M10x1.0, M12x1.0	M10x1.0, M12x1.0	—	Remote
M8551	P8551	1 3/4"	1.750	—	2	9/16x18	1/2x20	—	Plastic
M5852	P8552	1 3/4"	1.750	—	2	9/16x18	1/2x20	—	Plastic
M8553	P8553	1 3/4"	1.750	—	2	9/16x18	1/2x20	—	Plastic
M8555	P8555	1 3/4"	1.750	—	2	3/4x18	11/16x18	—	Plastic
NA	P8556	1 3/4"	1.750	—	2	3/4x18	11/16x18	—	Plastic
NA	P8557	1 3/4"	1.750	—	2	3/4x18	11/16x18	—	Plastic
M8559	P8559	1 3/4"	1.750	—	2	3/4x18	11/16x18	—	Plastic
M8560	P8560	2"	2.000	—	2	9/16x18	1/2x20	—	Plastic
M8560	P8560	2"	2.000	—	2	9/16x18	1/2x20	—	Plastic
M8560	P8560	2"	2.000	—	2	9/16x18	1/2x20	—	Plastic
NA	P8562	2"	2.000	—	2	9/16x18	1/2x20	—	Plastic
M8564	P8564	2"	2.000	—	2	3/4x18	11/16x18	—	Plastic
NA	P8565	2"	2.000	—	2	3/4x18	11/16x18	—	Plastic
NA	P8566	1 3/4"	1.750	—	2	7/16x24	7/16x24	—	Integral
NA	P8568	1 3/4"	1.750	—	2	1/2x20	7/16x24	—	Plastic
NA	P8569	1 3/4"	1.750	—	2	7/16x24	7/16x24	—	Plastic
NA	P8572	1 3/4"	1.750	—	2	1/2x20	7/16x24	—	Plastic
NA	P8574	1 3/4"	1.750	—	2	1/2x20	7/16x24	—	Plastic
NA	P8575	1 3/4"	1.750	—	2	1/2x20	7/16x24	—	Plastic
NA	P8576	1 3/4"	1.750	—	2	1/2x20	7/16x24	—	Plastic
NA	P8577	1 3/4"	1.750	—	2	1/2x20	1/2x20	—	Plastic
NA	P8580	1"	1.000	—	1	1/2x20	—	—	Plastic
NA	P8581	1 1/32"	1.028	—	3	1/2x20	7/16x24	—	Plastic
NA	P8586	2"	2.000	—	2	9/16x18	1/2x20	—	Plastic
NA	P8587	1 3/4"	1.750	—	2	9/16x18	1/2x20	—	Plastic
M8588	P8588	2"	2.000	—	2	9/16x18	1/2x20	—	Plastic
M8590	P8590	7/8"	0.875	—	2	9/16x18	1/2x20	—	Plastic
NA	P8592	2"	2.000	—	2	9/16x18	1/2x20	—	Plastic
M8593	P8593	2"	2.000	—	2	9/16x18	1/2x20	—	Plastic
NA	P8594	1 3/4"	1.750	—	2	9/16x18	1/2x20	—	Plastic
M9220	P9220	1 1/4"	1.25	—	1	7/16x24	—	—	Integral
M14025	P14025	1 1/2"	1.5	—	1	1/2x20	—	—	Integral
NA	P14129	13/16"	0.812	1.320	2	M12x1.0	M12x1.0	—	Plastic
NA	P14201	1"	1.000	—	2	M10x1.0	M10x1.0	—	Remote
NA	P14218	1"	1.000	1.415	4	M12x1.0	M12x1.0	—	Plastic
NA	P14295	3/4"	0.750	—	2	M10x1.0	M10x1.0	—	Plastic
NA	P14318	1"	1.000	—	2	M10x1.0	M10x1.0	—	Plastic
NA	P14475	15/16"	0.937	1.100	2	M10x1.0	M10x1.0	—	Plastic
NA	P14651	1 3/16"	1.187	1.540	4	M12x1.0	M12x1.0	—	Plastic
NA	P14705	1"	1.000	—	2	M12x1.0	M12x1.0	—	Plastic
NA	P14911	7/8"	0.875	—	2	M12x1.0	M12x1.0	—	Plastic
NA	P14986	1"	1.000	—	2	M10x1.0	M10x1.0	—	Plastic
NA	P14996	7/8"	0.875	—	2	M12x1.0	M12x1.0	—	Plastic
NA	P15040	7/8"	0.875	—	2	M12x1.0	M12x1.0	—	Plastic
NA	P15089	13/16"	0.812	—	2	M12x1.0	M12x1.0	—	Plastic
M16714	P17265	1 1/8"	1.125	—	1	1/2x20	—	—	Integral
M17916	NA	7/8"	0.875	—	2	1/2x20	—	—	Integral

MASTER CYLINDER SPECIFICATIONS

Part Number Order

Specifications are provided for reference only. Use these specifications to match up with the original unit removed from the vehicle, the replacement part specifications and casting may differ but fit and function should be the same.

NAPA Brakes (New)	NAPA Proformer (Reman)	Primary Bore Size	Decimal Inch Conversion	Step Bore	Port(s)	Primary Port Dimension	Secondary Port Dimension	Other Port(s)/ Comments	OE Reservoir Type
M18000	P18000	1"	1.000	—	1	1/2x20	—	—	Integral
M19012	NA	1"	1.000	—	2	1/2x20	1/2x20	—	Integral
M19450	P19450	1 1/2"	1.5	—	1	1/2x20	—	—	Integral
NA	P19451	1 3/4"	1.750	—	1	1/2x20	—	—	Integral
M21000	P21000	1"	1.000	—	2	7/16x24	1/4x18 NPT	—	Integral
M22231	P21680	1 1/8"	1.125	—	1	1/2x20	—	—	Integral
M21698	P21698	1 1/4"	1.25	—	1	7/16x24	—	—	Integral
M22975	P22975	1 1/16"	1.062	—	1	1/2x20	—	—	Integral
M23222	P23222	1"	1.000	—	1	1/2x20	—	—	Integral
M22976	P23527	1 1/4"	1.25	—	1	1/2x20	—	—	Integral
M22977	P23528	1 1/2"	1.5	—	1	1/2x20	—	—	Integral
NA	P27598	1 1/8"	1.125	—	1	1/4x18 NPT	—	—	Integral
M9219	P29770	1"	1.000	—	1	N/A	N/A	7/16 X 24	Integral
M30000	NA	1 1/8"	1.125	—	2	7/16x24	1/4x18 NPT	—	Integral
M32900	P32900	1"	1.000	—	1	1/8x27 NPT	—	—	Integral
M3241	P33792	1 1/8"	1.125	—	2	3/8x24	1/8x27 NPT	—	Integral
M3434	P33985	1"	1.000	—	2	7/16x24	1/8x27 NPT	—	Integral
NA	P34232	1 1/4"	1.25	—	2	1/2x20	—	—	Integral
M34403	P34403	1 1/8"	1.125	—	1	7/16x24	—	—	Integral
M34404	P34404	1 1/8"	1.125	—	1	7/16x24	—	—	Integral
M34956	P34956	1 1/4"	1.25	—	1	7/16x24	—	Clutch	Integral
M35125	NA	11/16"	0.687	—	4	N/A	M10x1.0	—	Plastic
M36006	P36006	1"	1.000	—	1	7/16x24	—	—	Integral
M36071	P36071	1 1/8"	1.125	—	2	1/8x27 NPT	1/8x27 NPT	—	Integral
M36072	P36072	1"	1.000	—	2	1/8x27 NPT	1/8x27 NPT	—	Integral
M36095	P36095	7/8"	0.875	—	2	1/8x27 NPT	1/8x27 NPT	—	Integral
M36127	P36127	1 1/2"	1.5	—	1	1/2x20	—	—	Integral
NA	P36154	1 1/8"	1.125	—	2	7/16x24	1/8x27 NPT	—	Integral
M36242	P36242	7/8"	0.875	—	1	7/16x24	—	—	Integral
M36246	P36246	1 1/8"	1.125	—	2	9/16x18	1/2x20	—	Integral
M36255	P36255	15/16"	0.937	—	2	3/8x24	3/8x24	—	Integral
M36272	NA	11/16"	0.687	—	4	M10x1.0	M10x1.0	—	Remote
M36280	P36280	1 1/8"	1.125	—	2	9/16x18	1/2x20	—	Integral
NA	P36288	1 1/4"	1.25	—	1	1/2x20	—	—	Integral
M36373	P36373	1"	1.000	—	2	1/2x20	1/2x20	—	Integral
M36433	P36433	1 5/16"	1.312	—	1	7/16x24	—	thread measured at fitting	Integral
M36438	P36438	31/32"	0.968	—	1	7/16x24	—	—	Integral
M36063	P36614	1 1/8"	1.125	—	2	1/4x18 NPT	1/4x18 NPT	—	Integral
M36067	P36618	1"	1.000	—	1	1/2x20	—	—	Integral
M36121	P36672	7/8"	0.875	—	2	3/8x24	1/8x27 NPT	—	Integral
M36917	P36917	29/32	0.906	—	1	1/2x20	—	—	Integral
NA	P37017	31/32"	0.968	—	1	7/16x24	—	—	Integral
M36469	P37020	3/4"	0.750	—	1	1/2x20	—	—	Integral
NA	P37034	1 1/8"	1.125	—	1	1/2x20	—	—	Integral
NA	P37044	1"	1.000	—	2	7/16x24	1/2x20	—	—
M37257	P37257	1"	1.000	—	2	1/4x18 NPT	7/16x24	—	Integral
M39068	P39068	1"	1.000	—	1	M10x1.0	—	—	Plastic
M39495	P39495	1"	1.000	—	2	1/2x20	9/16x18	—	Integral
M39496	P39496	1"	1.000	—	1	7/16x24	—	—	Integral
M39546	P39546	1 1/2"	1.5	—	1	1/2x20	—	—	Integral
NA	P40411	1 3/8"	1.378	—	1	7/16x24	—	—	Integral
M40963	P40963	1"	1.000	—	1	1/4x18 NPT	—	—	Integral

SPECIFICATION GUIDE

MASTER CYLINDER SPECIFICATIONS

Part Number Order

Specifications are provided for reference only. Use these specifications to match up with the original unit removed from the vehicle, the replacement part specifications and casting may differ but fit and function should be the same.

SPECIFICATION GUIDE

NAPA Brakes (New)	NAPA Proformer (Reman)	Primary Bore Size	Decimal Inch Conversion	Step Bore	Port(s)	Primary Port Dimension	Secondary Port Dimension	Other Port(s)/ Comments	OE Reservoir Type
M544	P41095	1 1/4"	1.25	—	3	3/8x18 NPT	1/4x18 NPT	1/8x27 NPT	Integral
NA	P42744	1 1/2"	1.5	—	1	1/2x20	—	—	Integral
M42747	P42747	1 1/4"	1.25	—	1	1/2x20	—	—	Integral
M43758	P43758	1"	1.000	—	2	7/16x24	1/4x18 NPT	—	Integral
M49752	P49752	1"	1.000	—	1	7/16x24	—	—	Integral
M49752	P49752	1"	1.000	—	1	7/16x24	—	—	Integral
M49753	P49753	1"	1.000	—	1	7/16x24	—	BOTTOM	Integral
M49755	P49755	1"	1.000	—	1	7/16x24	—	—	Integral
M49755	P49755	1"	1.000	—	1	7/16x24	—	—	Integral
M49763	P49763	1"	1.000	—	1	7/16x24	—	—	Integral
NA	P49965	1 1/8"	1.125	—	1	1/2x20	—	—	Integral
NA	P50919	1"	1.000	—	1	1/4x18	—	—	Integral
NA	P55385	1 1/8"	1.125	1.500	2	1/2x20	7/16x24	—	Integral
NA	P56106	1"	1.000	—	1	1/4x18	—	—	Integral
M56193	P56193	7/8"	0.875	—	1	7/16x24	—	—	Integral
NA	P57340	1 3/4"	1.750	1.125	2	1/2x20	7/16x24	—	Integral
NA	P58122	1 3/4"	1.750	—	1	1/2x20	—	—	Integral
M58128	P58128	1 3/4"	1.750	—	1	1/2x20	—	—	Integral
M58130	P58130	1 1/2"	1.5	—	1	1/2x20	—	—	Integral
M6086	P58131	1"	1.000	—	1	1/2x20	—	—	Integral
NA	P58137	1 1/2"	1.5	—	2	1/2x20	1/2x20	—	Integral
M14021	P58138	1 1/4"	1.25	—	1	1/2x20	—	—	Integral
M14019	P58140	1"	1.000	—	1	1/2x20	—	—	Integral
NA	P58148	1 1/4"	1.25	—	1	1/2x20	—	—	Integral
M58440	P58440	1"	1.000	—	2	3/8x24	3/8x24	—	Integral
M59972	P59972	15/16"	0.937	—	2	1/8x27 NPT	1/8x27 NPT	—	Integral
NA	P68909	1 1/4"	1.25	—	1	3/8x24	—	—	Integral
NA	P76542	1 3/4"	1.750	—	3	1/2x20	1/2x20	—	Integral
M76547	P76547	1 3/4"	1.750	—	1	1/2x20	—	—	Integral
NA	P76549	1 3/4"	1.750	—	2	1/2x20	1/2x20	—	Integral
M78314	P78314	1 1/2"	1.5	—	1	1/2x20	—	—	Integral
NA	P78315	1 3/4"	1.750	—	1	1/2x20	—	—	Integral
M81517	P81517	1 1/2"	1.5	—	1	1/2x20	—	—	Integral
NA	P91123	1"	1.000	—	2	1/2x20	9/16x18	—	Plastic
M92602	P92602	13/16"	0.812	—	2	M10x1.0	M10x1.0	—	Plastic
NA	P92656	3/4"	0.750	—	2	M10x1.25	M10x1.25	—	Plastic
NA	P92671	3/4"	0.750	1.1	3	M10x1.0	M10x1.0	M10x1.0	Remote
NA	P92752	15/16"	0.937	1.187	2	M12x1.0	M10x1.0	—	Plastic
M39962	P92763	7/8"	0.875	—	2	M10x1.0	M10x1.0	—	Plastic
M92765	P92765	7/8"	0.875	—	3	M10x1.0	M10x1.0	M10x1.0	Plastic
M92767	P92767	7/8"	0.875	—	4	M10x1.0	M10x1.0	M14x1.0	Plastic
M92771	P92771	7/8"	0.875	—	3	M10x1.0	M10x1.0	M14x1.0	Plastic
M92795	P92795	1"	1.000	—	3	M10x1.0	M10x1.0	M16x1.5	Remote
M92796	P92796	7/8"	0.875	—	2	M10x1.0	M10x1.0	—	Plastic
NA	P92803	13/16"	0.812	—	2	M16x1.5	M16x1.5	uses 2 fittings (M10x1.0)	Plastic
M92842	P92842	11/16"	0.687	0.875	2	M10x1.0	M10x1.0	—	Plastic
NA	P92851	15/16"	0.937	34MM	2	M12x1.0	M10x1.0	—	Plastic
NA	P92856	7/8"	0.875	—	2	M10x1.0	M16x1.5	—	Remote
NA	P92858	7/8"	0.875	—	2	M10x1.0	M10x1.0	—	Plastic
M92874	P92874	15/16"	0.937	—	2	M10x1.0	M10x1.0	—	Remote
NA	P92882	7/8"	0.875	—	4	M10x1.0	M10x1.0	—	Plastic
NA	P92884	3/4"	0.750	—	4	M10x1.0	M12x1.0	—	Plastic

MASTER CYLINDER SPECIFICATIONS

Part Number Order

Specifications are provided for reference only. Use these specifications to match up with the original unit removed from the vehicle, the replacement part specifications and casting may differ but fit and function should be the same.

NAPA Brakes (New)	NAPA Proformer (Reman)	Primary Bore Size	Decimal Inch Conversion	Step Bore	Port(s)	Primary Port Dimension	Secondary Port Dimension	Other Port(s)/ Comments	OE Reservoir Type
M40400	P92890	24MM	0.944	36MM	2	1/2x20	9/16x18	—	Plastic
M40400	P92890	24MM	0.944	36MM	2	1/2x20	9/16x18	—	Plastic
M92957	P92957	15/16"	0.937	—	2	M16x1.0	M16x1.0	—	Remote
M93081	P93081	1"	1.000	—	2	M10x1.0	M10x1.0	—	Plastic
M93241	P93241	1 1/8"	1.125	—	3	M18x1.5	9/16x18	3/8x24	Plastic
M93434	P93434	1 1/8"	1.125	1.71	3	M18x1.5	9/16x18	3/8x24	Plastic
NA	P93573	15/16"	0.937	—	2	M10x1.0	M10x1.0	—	—
NA	P97032	3/4"	0.750	—	1	3/8x24	—	—	Plastic
M390372	P390372	1"	1.000	—	1	7/16x24	—	—	Integral

MASTER CYLINDER SPECIFICATIONS

Aluminum Casting by Bore Size

Specifications are provided for reference only. Use these specifications to match up with the original unit removed from the vehicle, the replacement part specifications and casting may differ but fit and function should be the same.

Primary Bore Size	Decimal Inch Conversion	Step Bore	Port(s)	Primary Port Dimension	Secondary Port Dimension	Other Port(s)/ Comments	OE Reservoir Type	NAPA Brakes (New)	NAPA Proformer (Reman)
5/8"	0.625	0.875	2	M10x1.0	M10x1.0	—	Plastic	NA	P2621
5/8"	0.625	0.88	4	M10x1.0	M10x1.0	2X (M10x1.0)	Plastic	NA	P2626
5/8"	0.660	0.935	4	M10x1.0	M10x1.0	2X (M10x1.0)	Plastic	M2878	P2878
11/16"	0.687	—	4	M10x1.0	M10x1.0	2X (M10x1.0)	Plastic	NA	P2100
11/16"	0.687	—	4	M10x1.0	M10x1.0	2X (M10x1.0)	Plastic	NA	P2206
11/16"	0.687	—	2	M10x1.0	M10x1.0	—	Plastic	NA	P2264
11/16"	0.687	—	2	M10x1.0	M10x1.0	—	Plastic	NA	P2297
11/16"	0.687	0.875	3	M10x1.0	M10x1.0	M10x1.0	Plastic	M3029	P3029
3/4"	0.750	—	2	M10x1.0	M10x1.0	—	Plastic	NA	P14295
3/4"	0.750	—	4	M16x1.0	M16x1.0	M10X1.0, M7X1.0 (bleeder screws)	Plastic	NA	P2089
3/4"	0.750	0.937	2	M10x1.0	M10x1.0	—	Plastic	NA	P2169
3/4"	0.750	—	2	M10x1.0	M10x1.0	—	Plastic	NA	P2262
3/4"	0.750	—	2	M10x1.0	M10x1.0	—	Plastic	M2272	P2272
3/4"	0.750	—	2	M10x1.25	M10x1.25	—	Plastic	NA	P2360
3/4"	0.750	—	2	M10x1.0	M10x1.0	—	Plastic	M2385	P2385
3/4"	0.750	—	2	M10x1.0	M10x1.0	—	Remote	NA	P2391
3/4"	0.750	—	2	M10x1.0	M10x1.0	—	Plastic	NA	P2451
3/4"	0.750	—	2	M16x1.5	M16x1.5	—	Plastic	M2517	P2517
3/4"	0.750	0.937	2	M10x1.0	M10x1.0	—	Plastic	M2601	P2601
3/4"	0.750	1.1	3	M10x1.0	M10x1.0	M10x1.0	Remote	NA	P2668
3/4"	0.750	0.937	4	M10x1.0	M10x1.0	2X (M10x1.0)	Plastic	NA	P2823
3/4"	0.750	0.937	4	M10x1.0	M10x1.0	2X (M10x1.0)	Plastic	M2825	P2825
3/4"	0.750	0.937	2	M10x1.0	M10x1.0	—	Plastic	M2916	P2916
3/4"	0.750	—	2	M10x1.0	M10x1.0	—	Plastic	M3032	P3032
3/4"	0.750	—	2	M10x1.0	M10x1.0	—	Plastic	M3035	P3035
3/4"	0.750	1.1	3	M10x1.0	M10x1.0	M10x1.0	Remote	NA	P3045
3/4"	0.750	—	4	M18x1.0	M18x1.0	2X (M10x1.0)	Plastic	M3134	P3134
3/4"	0.750	—	4	M16x1.0	M16x1.0	2X (M10x1.0)	Plastic	NA	P3152
3/4"	0.750	0.875	4	M10x1.0	M10x1.0	2X (M10x1.0)	Plastic	NA	P3212
3/4"	0.750	—	2	M10x1.0	M10x1.0	—	Plastic	M3287	P3287
3/4"	0.750	0.937	2	M10x1.0	M10x1.0	—	—	NA	P3340
3/4"	0.750	1.340	2	M10x1.0	M12x1.0	—	—	NA	P3366
3/4"	0.750	—	2	9/16x18	1/2x20	—	Plastic	M3469	P3469
3/4"	0.750	1.515	2	9/16x18	1/2x20	—	Plastic	M3555	P3555
3/4"	0.750	1.190	2	M10x1.0	M10x1.0	—	Remote	M3811	P3811
3/4"	0.750	—	2	M10x1.0	M10x1.0	—	Remote	NA	P3828
3/4"	0.750	—	2	M10x1.0	M10x1.0	—	Remote	M3829	P3829
3/4"	0.750	1.378	4	M10x1.0	M10x1.0	—	—	NA	P3851
3/4"	0.750	—	2	M10x1.0	M10x1.0	—	—	NA	P3937
3/4"	0.750	—	2	M10x1.0	M10x1.0	—	Remote	NA	P3954
3/4"	0.750	—	2	M10x1.0	M10x1.0	—	—	NA	P4000
3/4"	0.750	—	2	M10x1.0	M10x1.0	—	Remote	M4017	P4017
3/4"	0.750	1.200	2	M12x1.0	M12x1.0	—	Remote	M4069	P4069
3/4"	0.750	—	2	M10x1.0	M10x1.0	—	Remote	M4092	P4092
3/4"	0.750	1.200	2	M10x1.0	M10x1.0	—	Remote	M4739	P4739
3/4"	0.750	—	2	M10x1.0	M10x1.0	—	Remote	M4850	P4850
3/4"	0.750	1.200	2	M12x1.0	M12x1.0	—	Remote	M4882	P4882
3/4"	0.750	—	1	3/8x24	—	—	Plastic	NA	P97032
19.7MM	0.775	1.125	4	M10x1.0	M12x1.0	M16x1.0 M18x1.0	Plastic	M2500	P2500
19.7MM	0.775	1.215	4	M16x1.5	M18x1.5	M10x1.0 M12x1.0	Plastic	M2501	P2501
20MM	0.787	23MM	3	M10x1.0	M10x1.0	M10x1.0 SLS	—	NA	P3356

MASTER CYLINDER SPECIFICATIONS

Aluminum Casting by Bore Size

Specifications are provided for reference only. Use these specifications to match up with the original unit removed from the vehicle, the replacement part specifications and casting may differ but fit and function should be the same.

Primary Bore Size	Decimal Inch Conversion	Step Bore	Port(s)	Primary Port Dimension	Secondary Port Dimension	Other Port(s)/ Comments	OE Reservoir Type	NAPA Brakes (New)	NAPA Proformer (Reman)
13/16"	0.812	1.320	2	M12x1.0	M12x1.0	—	Plastic	NA	P14129
13/16"	0.812	—	2	M12x1.0	M12x1.0	—	Plastic	NA	P15089
13/16"	0.812	—	2	M16x1.5	M16x1.5	fittings to M10x1.0	Plastic	NA	P2211
13/16"	0.812	—	4	M10x1.0	M10x1.0	2X (M10x1.0)	Remote	NA	P2214
13/16"	0.812	—	2	M16x1.5	M16x1.5	fittings to M10x1.0	Plastic	NA	P2354
13/16"	0.812	—	2	M10x1.25	M10x1.25	—	Plastic	NA	P2381
13/16"	0.812	—	2	M10x1.0	M10x1.0	—	Plastic	NA	P2389
13/16"	0.812	—	2	M16x1.5	M16x1.5	fittings to M10x1.0	Plastic	M2390	P2390
13/16"	0.812	—	2	M10x1.0	M10x1.0	—	Plastic	M2401	P2401
13/16"	0.812	—	2	M10x1.0	M10x1.0	—	Plastic	NA	P2425
13/16"	0.812	1.031	2	M10x1.0	M10x1.0	—	Plastic	M2485	P2485
13/16"	0.812	—	2	M10x1.0	M10x1.0	—	Plastic	NA	P2491
13/16"	0.812	—	2	M10x1.0	M10x1.0	—	Plastic	NA	P2518
13/16"	0.812	—	2	M10x1.0	M10x1.0	—	Plastic	M2522	P2522
13/16"	0.812	—	2	M16x1.5	M16x1.5	—	Plastic	M2528	P2528
13/16"	0.812	—	2	M18x1.5	M18x1.5	fittings to M10x1.0	Plastic	M2531	P2531
13/16"	0.812	—	2	M10x1.0	M10x1.0	—	Plastic	M2532	P2532
13/16"	0.812	—	2	M10x1.0	M16x1.5	—	Plastic	M2565	P2565
13/16"	0.812	28MM	2	M10x1.0	M10x1.0	—	Remote	NA	P2570
13/16"	0.812	—	3	M10x1.25	M10x1.25	M10x1.25	Plastic	NA	P2575
13/16"	0.812	1	2	M10x1.0	M10x1.0	—	Plastic	NA	P2595
13/16"	0.812	—	2	M10x1.0	M10x1.0	—	Plastic	M2787	P2787
13/16"	0.812	1	2	M10x1.0	M10x1.0	—	Plastic	NA	P2819
13/16"	0.812	1	4	M10x1.0	M10x1.0	2X (M10x1.0)	Plastic	M2826	P2826
13/16"	0.812	1.187	2	M10x1.0	M10x1.0	—	Plastic	M2831	P2831
13/16"	0.812	28MM	2	M10x1.0	M10x1.0	—	Remote	NA	P2843
13/16"	0.812	25MM	3	M10x1.0	M10x1.0	M10x1.0	Plastic	M2844	P2844
13/16"	0.812	—	4	M20x1.0	M20x1.0	2X (M10x1.0)	Plastic	M2854	P2854
13/16"	0.812	1.418	4	M10x1.0	M10x1.0	2X (M10x1.0)	Plastic	NA	P2862
13/16"	0.812	—	4	M15x1.0	M15x1.0	M10x1.0 M12x1.0	Plastic	NA	P2912
13/16"	0.812	0.937	3	M10x1.0	M10x1.0	M10x1.0	Remote	NA	P2972
13/16"	0.812	—	2	M10x1.0	M10x1.0	—	Plastic	M3013	P3013
13/16"	0.812	31MM	3	M10x1.0	M10x1.0	M10x1.0	Plastic	NA	P3021
13/16"	0.812	35MM	3	M10x1.0	M10x1.0	M10x1.0	Plastic	M3023	P3023
13/16"	0.812	35MM	3	M10x1.0	M10x1.0	M10x1.0	Plastic	M3024	P3024
13/16"	0.812	1.1	3	M10x1.0	M10x1.0	M10x1.0	Remote	NA	P3046
13/16"	0.812	—	4	M10x1.0	M10x1.0	2X (M18x1.0)	Plastic	NA	P3052
13/16"	0.812	—	2	M10x1.0	M10x1.0	—	Plastic	M3074	P3074
13/16"	0.812	—	2	M10x1.0	M10x1.0	—	Plastic	M3703	P3074
13/16"	0.812	—	4	M12x1.0	M10x1.0	M10x1.0 M12x1.0	Plastic	NA	P3116
13/16"	0.812	—	4	M10x1.0	M10x1.0	2X (M18x1.0)	Plastic	M3132	P3132
13/16"	0.812	—	2	M10x1.0	M10x1.0	—	Plastic	M3153	P3153
13/16"	0.812	—	4	M10x1.0, M16x1.0	M10x1.0, M16x1.0	—	Plastic	M3154	P3154
13/16"	0.812	—	4	M10x1.0	M12x1.0	2X (M15x1.0)	Plastic	NA	P3183
13/16"	0.812	0.937	4	M10x1.0	M10x1.0	—	Plastic	NA	P3211
13/16"	0.812	0.937	2	M10x1.0	M12x1.0	—	Plastic	NA	P3213
13/16"	0.812	0.937	2	M10x1.0	M12x1.0	—	—	NA	P3213
13/16"	0.812	—	2	M10x1.0	M10x1.0	—	—	M3226	P3226
13/16"	0.812	—	2	M10x1.0	M10x1.0	—	Plastic	NA	P3230
13/16"	0.812	1.062	2	M10x1.0	M10x1.0	—	—	NA	P3252
13/16"	0.812	—	3	M10x1.0	M10x1.0	3/8X24	—	NA	P3255

SPECIFICATION GUIDE

MASTER CYLINDER SPECIFICATIONS

Aluminum Casting by Bore Size

Specifications are provided for reference only. Use these specifications to match up with the original unit removed from the vehicle, the replacement part specifications and casting may differ but fit and function should be the same.

SPECIFICATION GUIDE

Primary Bore Size	Decimal Inch Conversion	Step Bore	Port(s)	Primary Port Dimension	Secondary Port Dimension	Other Port(s)/ Comments	OE Reservoir Type	NAPA Brakes (New)	NAPA Proformer (Reman)
13/16"	0.812	.937	2	M10x1.0	M10x1.0	—	—	NA	P3257
13/16"	0.812	—	2	M10x1.0	M10x1.0	—	Remote	NA	P3297
13/16"	0.812	1	3	M10x1.0	M12x1.0	M10x1.0	Plastic	NA	P3304
13/16"	0.812	—	2	M10x1.0	M10x1.0	—	Plastic	M3317	P3317
13/16"	0.812	—	2	M10x1.0	M10x1.0	—	Plastic	M3501	P3317
13/16"	0.812	—	2	M10x1.0	M10x1.0	—	Plastic	NA	P3318
13/16"	0.812	—	2	M10x1.0	M10x1.0	—	Plastic	M3322	P3322
13/16"	0.812	.937	2	M10x1.0	M12x1.0	—	—	NA	P3364
13/16"	0.812	1.379	2	M10x1.0	M10x1.0	—	Plastic	M3388	P3388
13/16"	0.812	0.937	2	M12x1.0	M10x1.0	—	—	NA	P3394
13/16"	0.812	1.25	2	M10x1.0	M10x1.0	—	Plastic	M3480	P3480
13/16"	0.812	—	2	M10x1.0	M10x1.0	—	—	M3495	P3495
13/16"	0.812	1.25	2	M10x1.0	M10x1.0	—	Plastic	M3519	P3519
13/16"	0.812	—	2	M10x1.0	M10x1.0	—	Plastic	M3536	P3536
13/16"	0.812	—	3	M10x1.0	M10x1.0	—	Plastic	M3561	P3561
13/16"	0.812	—	3	M10x1.0	M10x1.0	—	Plastic	M3561M	P3561
13/16"	0.812	1.415	2	M10x1.0	M12x1.0	—	—	NA	P3577
13/16"	0.812	1.29	2	M10x1.0	M10x1.0	—	Plastic	M3621	P3621
13/16"	0.812	1.29	2	M10x1.0	M10x1.0	—	Plastic	M4741	P3621
13/16"	0.812	1.320	2	M10x1.0	M10x1.0	—	Plastic	M3628	P3628
13/16"	0.812	1.200	2	M10x1.0	M10x1.0	—	Plastic	M3640	P3640
13/16"	0.812	1.29	2	M10x1.0	M10x1.0	—	Plastic	M3642	P3642
13/16"	0.812	1.29	2	M10x1.0	M10x1.0	—	Plastic	M3642M	P3642
13/16"	0.812	1.375	2	M12x1.0	M12x1.0	—	—	NA	P3646
13/16"	0.812	1	3	M12x1.0	M12x1.0	—	—	NA	P3647
13/16"	0.812	1.300	2	M10x1.0	M10x1.0	—	Plastic	M3648	P3648
13/16"	0.812	1.300	2	M10x1.0	M10x1.0	—	Plastic	NA	P3648
13/16"	0.812	1.320	2	M14x1.5	M14x1.5	—	Plastic	NA	P3663
13/16"	0.812	1.27	3	M10x1.0	M10x1.0	—	Plastic	NA	P3669
13/16"	0.812	1.200	2	M14x1.5	M14x1.5	—	Plastic	M3722	P3722
13/16"	0.812	1.315	2	M10x1.0	M10x1.0	—	Plastic	M3723	P3723
13/16"	0.812	1.315	2	M10x1.0	M10x1.0	—	Plastic	M3723M	P3723
13/16"	0.812	1.27	2	M10x1.0	M10x1.0	—	Plastic	NA	P3765
13/16"	0.812	1.200	2	M12x1.0	M10x1.0	—	Plastic	M3793	P3793
13/16"	0.812	—	2	M10x1.0	M10x1.0	—	Plastic	M3812	P3812
13/16"	0.812	—	2	M10x1.0	M10x1.0	—	Plastic	M3831	P3831
13/16"	0.812	—	2	M10x1.0	M10x1.0	—	Plastic	M3831M	P3831
13/16"	0.812	—	3	M10x1.0	M10x1.0	—	—	M3841	P3841
13/16"	0.812	1.421	2	M10x1.0	M10x1.0	—	Plastic	M3869	P3869
13/16"	0.812	1.421	2	M12x1.0	M12x1.0	—	Plastic	M3870	P3870
13/16"	0.812	—	2	M10x1.0	M10x1.0	—	Plastic	M3874	P3874
13/16"	0.812	—	2	M10x1.0	M12x1.0	—	—	M3878	P3878
13/16"	0.812	—	2	M12x1.0	M12x1.0	—	—	M3879	P3879
13/16"	0.812	1.320	2	M10x1.0	M10x1.0	—	Remote	M3890	P3890
13/16"	0.812	—	2	M12x1.0	M12x1.0	—	—	NA	P3899
13/16"	0.812	—	2	M10x1.0	M10x1.0	—	—	NA	P3921
13/16"	0.812	1.375	2	M10x1.0	M10x1.0	—	Plastic	NA	P3939
13/16"	0.812	1.375	2	M10x1.0	M10x1.0	—	Plastic	M3939M	NA
13/16"	0.812	—	2	M10x1.0	M10x1.0	—	Plastic	M3976	P3976
13/16"	0.812	—	2	M10x1.0	M10x1.0	—	Plastic	NA	P3988
13/16"	0.812	1.200	2	M10x1.0	M10x1.0	—	Plastic	M4028	P4028
13/16"	0.812	—	2	M10x1.0	M10x1.0	—	Plastic	M4085	P4085

MASTER CYLINDER SPECIFICATIONS

Aluminum Casting by Bore Size

Specifications are provided for reference only. Use these specifications to match up with the original unit removed from the vehicle, the replacement part specifications and casting may differ but fit and function should be the same.

Primary Bore Size	Decimal Inch Conversion	Step Bore	Port(s)	Primary Port Dimension	Secondary Port Dimension	Other Port(s)/ Comments	OE Reservoir Type	NAPA Brakes (New)	NAPA Proformer (Reman)
13/16"	0.812	—	2	M10x1.0	M10x1.0	—	Plastic	M4089	NA
13/16"	0.812	—	2	M10x1.0	M10x1.0	—	—	NA	P4098
13/16"	0.812	1.320	2	M12x1.0	M12x1.0	—	Remote	NA	P4149
13/16"	0.812	—	3	M10x1.0	M10x1.0	—	—	NA	P4326
13/16"	0.812	1.415	4	M10x1.0	M16x1.5	—	Plastic	M4363	NA
13/16"	0.812	—	4	M10x1.0	M10x1.0	—	—	NA	P4408
13/16"	0.812	—	3	M12x1.0	M10x1.0	M10x1.0	Plastic	M4555	P4554
13/16"	0.812	—	2	M12x1.0	M12x1.0	—	Plastic	M4659	P4664
13/16"	0.812	—	2	M12x1.0	M12x1.0	—	Plastic	M4664	P4664
13/16"	0.812	—	2	M14x1.5	M14x1.5	—	—	M4752	P4752
13/16"	0.812	—	2	M10x1.0	M10x1.0	—	Plastic	M4755	P4755
13/16"	0.812	1.260	2	M12x1.0	M12x1.0	—	Plastic	M4903	NA
13/16"	0.812	—	2	M12x1.0	M12x1.0	—	Remote	NA	P5042
13/16"	0.812	1.260	2	M10x1.0	M10x1.0	—	Plastic	M5043	NA
13/16"	0.812	—	2	M12x1.0	M12x1.0	Jig Plate	Plastic	M5095	NA
13/16"	0.812	—	2	M10x1.0	M10x1.0	—	Plastic	M92602	P92602
21MM	0.825	1.25	2	7/16x24	3/8x24	—	Plastic	M3228	P3228
21MM	0.827	—	2	9/16x18	1/2x20	—	Integral	M2458	P2458
21MM	0.827	—	2	3/8x24	3/8x24	—	Plastic	M2496	P2496
21MM	0.827	—	4	7/16x24	3/8x24	M18x1.0,M16x1.0	Plastic	M3229	P3229
22MM	0.866	—	2	M12x1.0	M10x1.0	—	Remote	M3770	P3770
7/8"	0.875	—	2	M12x1.0	M12x1.0	—	Plastic	NA	P14911
7/8"	0.875	—	2	M12x1.0	M12x1.0	—	Plastic	NA	P14996
7/8"	0.875	—	2	M12x1.0	M12x1.0	—	Plastic	NA	P15040
7/8"	0.875	—	2	M10x1.0	M10x1.0	—	Plastic	NA	P2101
7/8"	0.875	—	2	M10x1.0	M10x1.0	—	Plastic	M2209	P2209
7/8"	0.875	—	2	1/2x20	7/16x24	—	Integral	NA	P2314
7/8"	0.875	—	2	1/2x20	7/16x24	—	Integral	M2315	P2315
7/8"	0.875	—	2	M10x1.25	M10x1.25	—	Plastic	NA	P2339
7/8"	0.875	—	2	M10x1.0	M10x1.0	—	Plastic	NA	P2353
7/8"	0.875	—	2	3/8x24	3/8x24	—	Plastic	M2404	P2404
7/8"	0.875	1.25	4	M20x1.5	M18x1.5	M11x1.5 M12x1.0	Plastic	M2410	P2410
7/8"	0.875	—	2	3/8x24	3/8x24	—	Plastic	NA	P2417
7/8"	0.875	—	2	M10x1.0	M10x1.0	—	Plastic	NA	P2420
7/8"	0.875	—	2	M10x1.0	M10x1.0	—	Plastic	M2427	P2427
7/8"	0.875	—	2	M10x1.0	M10x1.0	—	Plastic	NA	P2453
7/8"	0.875	1.25	4	M11x1.5	M12x1.0	2X (M16x1.5)	Plastic	NA	P2475
7/8"	0.875	1.25	4	M16x1.5	M16x1.5	M11x1.5 M12x1.0	Plastic	M2476	P2476
7/8"	0.875	—	2	M10x1.0	M10x1.0	—	Plastic	M2483	P2483
7/8"	0.875	—	2	M10x1.0	M10x1.0	—	Plastic	NA	P2484
7/8"	0.875	—	2	M10x1.0	M10x1.0	—	Plastic	NA	P2487
7/8"	0.875	—	2	M18x1.5	M18x1.5	—	Plastic	M2488	P2488
7/8"	0.875	1.25	2	M11x1.5	M12x1.0	—	Plastic	NA	P2588
7/8"	0.875	1.031	2	M10x1.0	M10x1.0	—	Plastic	M2590	P2590
7/8"	0.875	1.187	2	M10x1.0	M10x1.0	—	Plastic	M2751	P2751
7/8"	0.875	—	4	M10x1.0	M10x1.0	2X (M10x1.0)	Plastic	NA	P2761
7/8"	0.875	—	4	M10x1.0	M10x1.0	2X (M14x1.0)	Plastic	M2774	P2774
7/8"	0.875	—	3	M10x1.0	M10x1.0	M10x1.0	Plastic	M2775	P2775
7/8"	0.875	—	2	M10x1.0	M10x1.0	—	Plastic	M2778	P2778
7/8"	0.875	—	2	M10x1.0	M10x1.0	—	Plastic	M2779	P2779
7/8"	0.875	—	2	M10x1.0	M10x1.0	—	Plastic	M2781	P2781
7/8"	0.875	—	2	M10x1.0	M10x1.0	—	Plastic	M2782	P2782

SPECIFICATION GUIDE

MASTER CYLINDER SPECIFICATIONS

Aluminum Casting by Bore Size

Specifications are provided for reference only. Use these specifications to match up with the original unit removed from the vehicle, the replacement part specifications and casting may differ but fit and function should be the same.

Primary Bore Size	Decimal Inch Conversion	Step Bore	Port(s)	Primary Port Dimension	Secondary Port Dimension	Other Port(s)/ Comments	OE Reservoir Type	NAPA Brakes (New)	NAPA Proformer (Reman)
7/8"	0.875	0.985	2	M10x1.0	M10x1.0	—	Remote	NA	P2848
7/8"	0.875	0.985	2	M10x1.0	M10x1.0	—	Remote	NA	P2849
7/8"	0.875	1.340	2	M10x1.0	M10x1.0	—	Plastic	NA	P2852
7/8"	0.875	—	4	M10x1.0	M10x1.0	2X (M20x1.0)	Plastic	M2855	P2855
7/8"	0.875	—	2	M10x1.0	M10x1.0	—	Plastic	NA	P2859
7/8"	0.875	—	2	M10x1.0	M10x1.0	—	Plastic	M2860	P2860
7/8"	0.875	34MM	4	M10x1.0	M10x1.0	2X (M10x1.0)	Plastic	M2864	P2864
7/8"	0.875	1.25	4	M10x1.0	M12x1.0	M12x1.0 M10x1.0	Plastic	M2923	P2923
7/8"	0.875	1.25	4	M10x1.0	M12x1.0	M16x1.0 M18x1.0	Plastic	M2924	P2924
7/8"	0.875	—	2	M10x1.0	M10x1.0	—	Remote	NA	P2956
7/8"	0.875	—	3	M10x1.0	M10x1.0	M10x1.0	Plastic	M3009	P3009
7/8"	0.875	—	2	M10x1.0	M10x1.0	—	Plastic	M3062	P3062
7/8"	0.875	—	3	M10x1.0	M10x1.0	M10x1.0	Plastic	M3063	P3063
7/8"	0.875	31MM	2	M10x1.0	M10x1.0	—	Plastic	M3066	P3066
7/8"	0.875	1	2	M10x1.0	M10x1.0	—	Plastic	NA	P3103
7/8"	0.875	—	2	M10x1.0	M10x1.0	—	Remote	M3110	P3110
7/8"	0.875	—	3	M10x1.0	M10x1.0	—	Plastic	NA	P3115
7/8"	0.875	—	2	M12x1.0	M10x1.0	—	Plastic	NA	P3124
7/8"	0.875	—	2	M10x1.0	M10x1.0	—	Plastic	M3125	P3125
7/8"	0.875	1.260	2	M10x1.0	M10x1.0	—	Plastic	M3127	P3127
7/8"	0.875	—	4	M16x1.0	M16x1.0	2X (M10x1.0)	Plastic	M3133	P3133
7/8"	0.875	—	4	M16x1.0	M16x1.0	2X (M10x1.0)	Plastic	M3133	P3133
7/8"	0.875	—	4	M16x1.0	M16x1.0	2X (M10x1.0)	Plastic	M3135	P3135
7/8"	0.875	1.380	3	M10x1.0	M10x1.0	M10x1.0	Plastic	M3141	P3141
7/8"	0.875	—	2	M10x1.0	M10x1.0	—	Plastic	NA	P3143
7/8"	0.875	—	2	M12x1.0	M10x1.0	—	Plastic	M3157	P3157
7/8"	0.875	—	4	M13x1.5	M10x1.0	M11x1.5,M12X1.0	Plastic	M3161	P3161
7/8"	0.875	—	2	M10x1.0	M10x1.0	—	Plastic	M3165	P3165
7/8"	0.875	32MM	2	M10x1.0	M10x1.0	—	Plastic	NA	P3170
7/8"	0.875	—	4	M10x1.0	M10x1.0	M16x1.5,M16x1.5	Plastic	M3172	P3172
7/8"	0.875	—	4	M10x1.0	M10x1.0	M16x1.5,M16x1.5	Plastic	M3888	P3172
7/8"	0.875	—	4	M18x1.0 M10x1.0	M18x1.0 & M10x1.0	M10x1.0	Plastic	NA	P3184
7/8"	0.875	—	4	M10x1.0	M10x1.0	L/8MM PLAIN	Plastic	M3186	P3186
7/8"	0.875	—	2	M10x1.0	M10x1.0	—	Plastic	M3200	P3200
7/8"	0.875	—	4	M10x1.0	M10x1.0	—	Plastic	M3217	P3217
7/8"	0.875	1.260	2	M10x1.0	M10x1.0	—	Plastic	M3227	P3227
7/8"	0.875	—	2	M10x1.0	M10x1.0	—	Plastic	NA	P3263
7/8"	0.875	—	2	3/8x24	7/16x24	—	Plastic	M3281	P3281
7/8"	0.875	—	4	7/16x24	3/8x24	—	Plastic	M3282	P3282
7/8"	0.875	—	2	M10x1.0	M10x1.0	—	Plastic	M3319	P3319
7/8"	0.875	1.190	2	M10x1.0	M10x1.0	—	Plastic	NA	P3323
7/8"	0.875	—	2	M10x1.0	M10x1.0	—	Plastic	M3324	P3324
7/8"	0.875	1.340	2	M10x1.0	M10x1.0	—	—	M3329	P3329
7/8"	0.875	—	2	M10x1.0	M10x1.0	—	Plastic	M3337	P3337
7/8"	0.875	—	3	M16x1.0	M10x1.0	—	Plastic	NA	P3339
7/8"	0.875	—	2	M10x1.0	M10x1.0	—	Plastic	M3352	P3352
7/8"	0.875	—	2	M10x1.0	M10x1.0	—	Plastic	M3353	P3353
7/8"	0.875	—	2	M10x1.0	M10x1.0	—	Plastic	NA	P3357
7/8"	0.875	—	4	7/16x24	3/8x24	M18x1.0,M16x1.0	Plastic	M3375	P3375
7/8"	0.875	1.25	2	7/16x24	3/8x24	—	Plastic	M3377	P3377
7/8"	0.875	—	4	M10x1.0	M10x1.0	M18x1.0	Plastic	NA	P3384

MASTER CYLINDER SPECIFICATIONS

Aluminum Casting by Bore Size

Specifications are provided for reference only. Use these specifications to match up with the original unit removed from the vehicle, the replacement part specifications and casting may differ but fit and function should be the same.

Primary Bore Size	Decimal Inch Conversion	Step Bore	Port(s)	Primary Port Dimension	Secondary Port Dimension	Other Port(s)/ Comments	OE Reservoir Type	NAPA Brakes (New)	NAPA Proformer (Reman)
7/8"	0.875	—	2	M10x1.0	M10x1.0	—	Plastic	M3390	P3390
7/8"	0.875	—	2	M10x1.0	M10x1.0	—	Plastic	M3863	P3390
7/8"	0.875	—	2	M10x1.0	M10x1.0	—	Plastic	M3864	P3390
7/8"	0.875	—	2	M10x1.0	M10x1.0	—	Plastic	M3391	P3391
7/8"	0.875	1.340	4	M10x1.0	M10x1.0	—	—	M3396	P3396
7/8"	0.875	1.260	4	M10x1.0	M10x1.0	—	Plastic	M3397	P3397
7/8"	0.875	1.375	3	M10x1.0	M10x1.0	—	Plastic	NA	P3398
7/8"	0.875	—	2	7/16x24	7/16x24	—	Plastic	M3409	P3409
7/8"	0.875	1.260	2	M10x1.0	M10x1.0	—	Plastic	NA	P3426
7/8"	0.875	—	3	M10x1.0	M10x1.0	—	Plastic	M3467	P3467
7/8"	0.875	1.320	2	M10x1.0	M10x1.0	—	Plastic	M3481	P3481
7/8"	0.875	1.515	4	7/16x24	M18x1.0	—	Plastic	M3483	P3483
7/8"	0.875	1.25	2	M10x1.0	M10x1.0	—	—	M3490	P3490
7/8"	0.875	1.200	2	M10x1.0	M10x1.0	—	Plastic	M3494	P3494
7/8"	0.875	1.200	2	M10x1.0	M10x1.0	—	Plastic	M4825	P3494
7/8"	0.875	—	2	M11x1.5	M12x1.0	—	Plastic	M3507	P3507
7/8"	0.875	1.29	2	M10x1.0	M10x1.0	—	Plastic	M3516	P3516
7/8"	0.875	—	2	M10x1.0	M10x1.0	—	Plastic	M3532	P3532
7/8"	0.875	1.320	2	M10x1.0	M10x1.0	—	Plastic	M3542	P3542
7/8"	0.875	1.320	2	M10x1.0	M10x1.0	—	Plastic	M4571	P3542
7/8"	0.875	—	4	M10x1.0, M16x1.5	M10x1.0, M16x1.5	—	Plastic	M3543	P3543
7/8"	0.875	—	4	M10x1.0, M16x1.5	M10x1.0, M16x1.5	—	Plastic	M3545	P3545
7/8"	0.875	1.320	2	M10x1.0	M10x1.0	—	Plastic	M3550	P3550
7/8"	0.875	1.320	2	M10x1.0	M10x1.0	—	Plastic	M3551	P3551
7/8"	0.875	1.320	2	M10x1.0	M10x1.0	—	Plastic	M3913	P3551
7/8"	0.875	—	3	M10x1.0	M10x1.0	—	—	M3559	P3559
7/8"	0.875	—	2	M10x1.0	M10x1.0	—	Plastic	NA	P3567
7/8"	0.875	—	2	M10x1.0	M10x1.0	—	—	M3592	P3592
7/8"	0.875	1.340	2	M10x1.0	M12x1.0	—	Plastic	NA	P3597
7/8"	0.875	1.260	2	M10x1.0	M10x1.0	—	Plastic	M3600	P3600
7/8"	0.875	—	2	M10x1.0	M10x1.0	—	—	M3609	P3609
7/8"	0.875	—	2	M10x1.0	M10x1.0	—	Plastic	M3616	P3616
7/8"	0.875	1.320	2	M10x1.0	M10x1.0	—	Plastic	NA	P3619
7/8"	0.875	1.200	2	M10x1.0	M10x1.0	—	Plastic	M3625	P3625
7/8"	0.875	—	2	M10x1.0	M10x1.0	—	Plastic	M3645	P3645
7/8"	0.875	—	2	M10x1.0	M10x1.0	—	Plastic	M3983	P3645
7/8"	0.875	1.500	4	M10x1.0	M10x1.0	2 x M15X1.0	Plastic	M3682	P3682
7/8"	0.875	1.500	4	M10x1.0	M10x1.0	2 x M15X1.0	Plastic	M3682M	P3682
7/8"	0.875	1.500	2	M10x1.0	M10x1.0	—	Plastic	M3683	P3683
7/8"	0.875	1.500	2	M10x1.0	M10x1.0	—	Plastic	M3683M	P3683
7/8"	0.875	—	2	M10x1.0	M12x1.0	—	Remote	M3686	P3686
7/8"	0.875	—	4	M10x1.0, M15x1.0	M10x1.0, M15x1.0	Prop. Valves	Plastic	M3743	P3743
7/8"	0.875	—	4	M10x1.0, M15x1.0	M10x1.0, M15x1.0	Prop. Valves	Plastic	M4072	P3743
7/8"	0.875	—	4	M10x1.0, M15x1.0	M10x1.0, M15x1.0	Prop. Valves	Plastic	M4540	P3743
7/8"	0.875	—	2	M10x1.0	M12x1.0	—	Plastic	M3747	P3747
7/8"	0.875	—	2	M12x1.0	M12x1.0	—	—	NA	P3756
7/8"	0.875	1.340	4	M10x1.0	M12x1.0	M18x1.0	Plastic	M3767	P3767

SPECIFICATION GUIDE

MASTER CYLINDER SPECIFICATIONS

Aluminum Casting by Bore Size

Specifications are provided for reference only. Use these specifications to match up with the original unit removed from the vehicle, the replacement part specifications and casting may differ but fit and function should be the same.

SPECIFICATION GUIDE

Primary Bore Size	Decimal Inch Conversion	Step Bore	Port(s)	Primary Port Dimension	Secondary Port Dimension	Other Port(s)/ Comments	OE Reservoir Type	NAPA Brakes (New)	NAPA Proformer (Reman)
7/8"	0.875	1.320	3	M10x1.0	M10x1.0	—	—	NA	P3786
7/8"	0.875	—	4	M10x1.0	M10x1.0	M16x1.5	Plastic	M3791	P3791
7/8"	0.875	—	2	M10x1.0	M10x1.0	—	Plastic	M3794	P3794
7/8"	0.875	1.255	2	M10x1.0	M10x1.0	—	—	NA	P3800
7/8"	0.875	—	2	M12x1.0	M12x1.0	—	Plastic	NA	P3801
7/8"	0.875	1.260	2	M10x1.0	M10x1.0	—	Plastic	M3814	P3814
7/8"	0.875	—	2	M10x1.0	M10x1.0	—	Plastic	M3821	P3821
7/8"	0.875	1.260	4	M10x1.0	M10x1.0	M16x1.5	Plastic	M3822	P3822
7/8"	0.875	—	2	M10x1.0	M10x1.0	—	—	M3826	P3826
7/8"	0.875	1.335	2	M10x1.0	M12x1.0	—	Plastic	M3835	P3835
7/8"	0.875	—	2	M12x1.0	M12x1.0	—	Plastic	M3844	P3844
7/8"	0.875	—	4	M10x1.0	M10x1.0	M16x1.0	—	M3846	P3846
7/8"	0.875	1.643	2	M12x1.0	M12x1.0	—	—	NA	P3848
7/8"	0.875	1.643	2	M12x1.0	M12x1.0	—	—	NA	P3854
7/8"	0.875	1.200	2	M12x1.0	M12x1.0	—	—	NA	P3855
7/8"	0.875	—	2	M10x1.0	M10x1.0	—	Plastic	M3858	P3858
7/8"	0.875	—	2	M10x1.0	M10x1.0	—	Plastic	M3859	P3859
7/8"	0.875	1.610	2	M14x1.0	M14x1.0	—	—	M3861	P3861
7/8"	0.875	1.340	3	M12x1.0	M12x1.0	—	—	NA	P3872
7/8"	0.875	—	2	M10x1.0	M10x1.0	—	Plastic	M3873	P3873
7/8"	0.875	1.340	2	M12x1.0	M12x1.0	—	—	NA	P3880
7/8"	0.875	—	2	7/16x24	7/16x24	—	Plastic	M3925	P3925
7/8"	0.875	—	4	7/16x24	3/8x24	M16x1.0	Plastic	M3929	P3929
7/8"	0.875	—	2	M10x1.0	M10x1.0	—	—	M3943	P3943
7/8"	0.875	—	2	M12x1.0	M12x1.0	—	Plastic	NA	P3947
7/8"	0.875	—	2	M12x1.0	M12x1.0	—	—	NA	P3961
7/8"	0.875	1.420	2	M12x1.0	M12x1.0	—	—	M3965	P3965
7/8"	0.875	1.320	2	M10x1.0	M10x1.0	—	—	NA	P3969
7/8"	0.875	1.380	2	M10x1.0	M10x1.0	—	—	NA	P4013
7/8"	0.875	—	2	M10x1.0	M10x1.0	—	—	NA	P4016
7/8"	0.875	—	2	M10x1.0	M10x1.0	—	—	NA	P4020
7/8"	0.875	—	2	M10x1.0	M10x1.0	—	—	NA	P4026
7/8"	0.875	—	2	M12x1.0	M12x1.0	—	Plastic	M4029	P4029
7/8"	0.875	—	2	M12x1.0	M12x1.0	—	Plastic	M4053	P4053
7/8"	0.875	—	2	M12x1.0	M12x1.0	—	Plastic	M4053M	P4053
7/8"	0.875	1.255	2	M10x1.0	M10x1.0	—	Plastic	M4070	P4070
7/8"	0.875	—	2	M10x1.0	M10x1.0	—	Plastic	M4078	NA
7/8"	0.875	—	2	M12x1.0	M12x1.0	—	—	M4101	P4101
7/8"	0.875	1.380	2	M10x1.0	M10x1.0	—	Plastic	NA	P4115
7/8"	0.875	1.500	4	M10x1.0	M10x1.0	M16x1.0	Plastic	M4159	P4159
7/8"	0.875	—	2	M10x1.0	M10x1.0	—	Plastic	M4280	P4280
7/8"	0.875	—	2	M10x1.0	M10x1.0	—	Plastic	M4280M	P4280
7/8"	0.875	—	2	M12x1.0	M12x1.0	—	Plastic	M4333	P4333
7/8"	0.875	—	2	M12x1.0	M12x1.0	—	Plastic	M4333M	P4333
7/8"	0.875	—	2	M12x1.0	M12x1.0	—	—	M4334	P4334
7/8"	0.875	—	2	M10x1.0	M10x1.0	—	Plastic	M4352	P4352
7/8"	0.875	—	2	M10x1.0	M10x1.0	—	Plastic	M4352M	P4352
7/8"	0.875	—	2	M12x1.0	M12x1.0	—	Plastic	M4353	P4354
7/8"	0.875	—	2	M12x1.0	M12x1.0	—	Plastic	M4354	P4354
7/8"	0.875	—	2	M10x1.0	M10x1.0	—	Plastic	NA	P4402
7/8"	0.875	—	2	M10x1.0	M10x1.0	—	Plastic	M4410	P4410
7/8"	0.875	—	2	M10x1.0	M10x1.0	—	Plastic	NA	P4430

MASTER CYLINDER SPECIFICATIONS

Aluminum Casting by Bore Size

Specifications are provided for reference only. Use these specifications to match up with the original unit removed from the vehicle, the replacement part specifications and casting may differ but fit and function should be the same.

Primary Bore Size	Decimal Inch Conversion	Step Bore	Port(s)	Primary Port Dimension	Secondary Port Dimension	Other Port(s)/ Comments	OE Reservoir Type	NAPA Brakes (New)	NAPA Proformer (Reman)
7/8"	0.875	—	2	M12x1.0	M10x1.0	—	Plastic	M4552	P4552
7/8"	0.875	—	3	M12x1.0	M10x1.0	M10x1.0	Plastic	M4555	P4555
7/8"	0.875	—	2	M10x1.0	M10x1.0	—	Plastic	NA	P4574
7/8"	0.875	—	2	M12x1.0	M12x1.0	—	Plastic	NA	P4590
7/8"	0.875	—	2	M10x1.0	M12x1.0	—	Plastic	NA	P4596
7/8"	0.875	1.340	2	M12x1.0	M12x1.0	—	Plastic	NA	P4615
7/8"	0.875	—	2	M10x1.0	M10x1.0	—	Plastic	M4655	P4655
7/8"	0.875	—	2	M10x1.0	M10x1.0	—	Plastic	M4657	P4657
7/8"	0.875	1.610	2	M14x1.5	M14x1.5	M6x1.0	Plastic	NA	P4662
7/8"	0.875	1.420	2	M10x1.0	M10x1.0	—	Plastic	NA	P4669
7/8"	0.875	1.420	4	M10x1.0	M16x1.0	—	Plastic	NA	P4670
7/8"	0.875	1.340	2	M10x1.0	M12x1.0	—	Plastic	M4736	P4736
7/8"	0.875	—	2	M10x1.0	M10x1.0	—	Plastic	NA	P4776
7/8"	0.875	—	2	M10x1.0	M10x1.0	—	Plastic	NA	P4825
7/8"	0.875	—	2	M12x1.0	M12x1.0	—	Plastic	M4836	P4836
7/8"	0.875	1.643	2	M12x1.0	M12x1.0	—	Plastic	M4840	P4840
7/8"	0.875	—	2	7/16x24	7/16x24	—	Plastic	NA	P4898
7/8"	0.875	—	2	M14x1.5	M14x1.5	—	N/A	M4950	P4950
7/8"	0.875	—	2	M12x1.0	M12x1.0	—	Plastic	M4951	P4951
7/8"	0.875	—	2	M12x1.0	M12x1.0	—	Plastic	M4990	NA
7/8"	0.875	1.260	2	M12x1.0	M12x1.0	—	Plastic	M5037	P5037
7/8"	0.875	1.320	2	M12x1.0	M12x1.0	—	Plastic	M5114	NA
7/8"	0.875	—	2	M10x1.0	M10x1.0	—	Plastic	M92796	P92796
7/8"	0.875	—	2	M10x1.0	M10x1.0	—	Plastic	NA	P92858
7/8"	0.875	—	4	M10x1.0	M10x1.0	—	Plastic	NA	P92882
7/8"	0.878	1.340	5	M12x1.0	M12x1.0	—	—	NA	P3721
7/8"	0.878	1.340	4	M12x1.0	M12x1.0	—	Plastic	NA	P4103
15/16"	0.935	1.335	2	M12x1.0	M12x1.0	—	—	NA	P3644
15/16"	0.937	1.100	2	M10x1.0	M10x1.0	—	Plastic	NA	P14475
15/16"	0.937	—	2	M10x1.0	M10x1.0	—	Plastic	NA	P2388
15/16"	0.937	—	2	7/16x24	1/2x20	—	Integral	NA	P2447
15/16"	0.937	—	2	1/2x20	3/8x24	—	Integral	M2482	P2482
15/16"	0.937	—	2	M10x1.0	M10x1.0	—	Plastic	M2530	P2530
15/16"	0.937	28MM	3	M10x1.0	M10x1.0	M10x1.0	Plastic	M2593	P2593
15/16"	0.937	—	2	M18x1.5	M18x1.5	—	Plastic	M2596	P2596
15/16"	0.937	—	3	M10x1.0	M10x1.0	M10x1.0	Plastic	M2611	P2611
15/16"	0.937	—	2	M10x1.0	M10x1.0	—	Plastic	M2753	P2753
15/16"	0.937	—	2	M10x1.0	M10x1.0	—	Plastic	M2790	P2790
15/16"	0.937	—	2	M10x1.0	M10x1.0	—	Plastic	M2797	P2797
15/16"	0.937	—	2	M10x1.0	M10x1.0	—	Plastic	M2798	P2798
15/16"	0.937	—	3	M10x1.0	M10x1.0	M10x1.0	Plastic	M2809	P2809
15/16"	0.937	—	3	M10x1.0	M10x1.0	M10x1.0	Plastic	M2814	P2814
15/16"	0.937	—	3	M10x1.0	M10x1.0	M10x1.0	Plastic	NA	P2817
15/16"	0.937	—	3	M10x1.0	M10x1.0	M10x1.0	Plastic	M2818	P2818
15/16"	0.937	—	3	M10x1.0	M10x1.0	M10x1.0	Plastic	M2821	P2821
15/16"	0.937	—	2	M10x1.0	M10x1.0	—	Plastic	M2822	P2822
15/16"	0.937	—	2	M10x1.0	M10x1.0	—	Plastic	M2829	P2829
15/16"	0.937	1.187	2	M10x1.0	M10x1.0	—	Plastic	M2837	P2837
15/16"	0.937	28MM	2	M10x1.0	M10x1.0	—	Remote	NA	P2846
15/16"	0.937	28MM	2	M10x1.0	M10x1.0	—	Remote	NA	P2847
15/16"	0.937	—	2	M10x1.0	M10x1.0	—	Plastic	M2861	P2861
15/16"	0.937	—	4	M10x1.0	M10x1.0	2X (M10x1.0)	Plastic	NA	P2868

SPECIFICATION GUIDE

MASTER CYLINDER SPECIFICATIONS

Aluminum Casting by Bore Size

Specifications are provided for reference only. Use these specifications to match up with the original unit removed from the vehicle, the replacement part specifications and casting may differ but fit and function should be the same.

Primary Bore Size	Decimal Inch Conversion	Step Bore	Port(s)	Primary Port Dimension	Secondary Port Dimension	Other Port(s)/ Comments	OE Reservoir Type	NAPA Brakes (New)	NAPA Proformer (Reman)
15/16"	0.937	—	3	M10x1.0	M10x1.0	M10x1.0	Plastic	NA	P2869
15/16"	0.937	—	2	7/16x24	9/16x18	—	Plastic	M2925	P2925
15/16"	0.937	—	2	3/8x24	1/2x20	—	Plastic	M2926	P2926
15/16"	0.937	—	2	7/16x24	1/2x20	—	Plastic	M2960	P2960
15/16"	0.937	—	4	M10x1.0	M10x1.0	2X (M10x1.0)	Plastic	M32982	P2982
15/16"	0.937	—	4	M12x1.0	M10x1.0	M10x1.0 M12x1.0	Plastic	M2996	P2996
15/16"	0.937	—	4	M16x1.0	M18x1.0	M10x1.0 M12x1.0	Plastic	M2997	P2997
15/16"	0.937	—	2	M10x1.0	M10x1.0	—	Plastic	M3015	P3015
15/16"	0.937	—	2	M10x1.0	M10x1.0	—	Remote	M3016	P3016
15/16"	0.937	—	2	M10x1.0	M10x1.0	—	Plastic	M3017	P3017
15/16"	0.937	—	2	M10x1.0	M10x1.0	—	Plastic	M3020	P3020
15/16"	0.937	0.750	2	M10x1.0	M10x1.0	—	Remote	NA	P3034
15/16"	0.937	1.260	2	M10x1.0	M10x1.0	—	Plastic	NA	P3060
15/16"	0.937	31MM	2	M12x1.0	M10x1.0	—	Plastic	NA	P3067
15/16"	0.937	31MM	2	M10x1.0	M10x1.0	—	Plastic	M3068	P3068
15/16"	0.937	31MM	2	M10x1.0	M10x1.0	—	Plastic	M3069	P3069
15/16"	0.937	—	2	M10x1.0	M10x1.0	—	Plastic	M3091	P3091
15/16"	0.937	—	4	M10x1.0	M10x1.0	2X (M10x1.0)	Plastic	M3092	P3092
15/16"	0.937	32MM	2	M10x1.0	M10x1.0	—	Plastic	M3095	P3095
15/16"	0.937	—	4	M10x1.0	M10x1.0	2X (M10x1.0)	Plastic	NA	P3097
15/16"	0.937	—	3	M10x1.0	M10x1.0	M10x1.0	Plastic	M3100	P3100
15/16"	0.937	—	2	M10x1.0	M10x1.0	—	Plastic	NA	P3101
15/16"	0.937	—	2	M10x1.0	M10x1.0	—	Remote	NA	P3128
15/16"	0.937	—	4	M10x1.0	M10x1.0	2X (M10x1.0)	Plastic	M3151	P3151
15/16"	0.937	—	2	M10x1.0	M12x1.0	—	Plastic	M3158	P3158
15/16"	0.937	1.190	2	M12x1.0	M10x1.0	—	Plastic	M3174	P3174
15/16"	0.937	—	4	M10x1.0	M10x1.0	M16x1.5,M16x1.5	Plastic	M3180	P3180
15/16"	0.937	—	4	M10x1.0	M10x1.0	M16x1.5,M16x1.5	Plastic	M3752	P3180
15/16"	0.937	—	4	M10x1.0	M10x1.0	—	Plastic	M3181	P3181
15/16"	0.937	—	2	M10x1.0	M10x1.0	—	Plastic	M3185	P3185
15/16"	0.937	—	3	M10x1.0	M10x1.0	M10x1.0	Plastic	NA	P3192
15/16"	0.937	—	4	M10x1.0, M18x1.0	M10x1.0, M18x1.0	—	Plastic	M3201	P3201
15/16"	0.937	—	4	M10x1.0, M16x1.0	M10x1.0, M16x1.0	—	Plastic	M3203	P3203
15/16"	0.937	—	4	M10x1.0, M16x1.0	M10x1.0, M16x1.0	—	Plastic	M4022	P3203
15/16"	0.937	—	2	M10x1.0	M10x1.0	—	Plastic	M3205	P3205
15/16"	0.937	—	2	M12x1.0	M12x1.0	—	Plastic	NA	P3214
15/16"	0.937	—	2	M10x1.0	M12x1.0	—	Plastic	M3215	P3215
15/16"	0.937	—	3	M10x1.0	M10x1.0	—	Plastic	M3221	P3221
15/16"	0.937	1.260	3	M10x1.0	M10x1.0	—	Plastic	M3222	P3222
15/16"	0.937	1.260	2	M10x1.0	M10x1.0	—	Plastic	M3223	P3223
15/16"	0.937	1.255	2	M10x1.0	M10x1.0	—	Plastic	NA	P3224
15/16"	0.937	—	2	M10x1.0	M10x1.0	—	Plastic	NA	P3225
15/16"	0.937	—	3	M10x1.0	M12x1.0	Switch Port M10x1.0	Plastic	M3233	P3233
15/16"	0.937	—	2	M10x1.0	M10x1.0	—	Remote	M3253	P3253
15/16"	0.937	1.340	2	M10x1.0	M10x1.0	—	—	NA	P3254
15/16"	0.937	—	2	M10x1.0	M10x1.0	—	Plastic	M3258	P3258
15/16"	0.937	—	2	M12x1.0	M12x1.0	—	Plastic	M3271	P3271
15/16"	0.937	1.1	6	M10x1.0	M10x1.0	M10x1.0	Remote	NA	P3293
15/16"	0.937	1.260	3	M10x1.0	M10x1.0	—	Plastic	M3294	P3294

MASTER CYLINDER SPECIFICATIONS

Aluminum Casting by Bore Size

Specifications are provided for reference only. Use these specifications to match up with the original unit removed from the vehicle, the replacement part specifications and casting may differ but fit and function should be the same.

Primary Bore Size	Decimal Inch Conversion	Step Bore	Port(s)	Primary Port Dimension	Secondary Port Dimension	Other Port(s)/ Comments	OE Reservoir Type	NAPA Brakes (New)	NAPA Proformer (Reman)
15/16"	0.937	1.260	3	M10x1.0	M10x1.0	—	Plastic	M4740	P3294
15/16"	0.937	—	3	M10x1.0	M10x1.0	—	Plastic	NA	P3295
15/16"	0.937	—	4	M10x1.0	M10x1.0	—	Plastic	NA	P3299
15/16"	0.937	—	3	M10x1.0	M10x1.0	—	Plastic	NA	P3300
15/16"	0.937	—	2	M10x1.0	M10x1.0	—	Plastic	M3303	P3303
15/16"	0.937	—	2	M12x1.0	M12x1.0	—	Plastic	M3307	P3307
15/16"	0.937	1.315	2	M10x1.0	M10x1.0	—	Plastic	M3316	P3316
15/16"	0.937	28MM	2	M10x1.0	M10x1.0	—	Plastic	M3321	P3321
15/16"	0.937	31MM	2	M10x1.0	M10x1.0	—	Plastic	M3325	P3325
15/16"	0.937	1.420	2	M12x1.0	M12x1.0	—	—	M3328	P3328
15/16"	0.937	1.340	2	M10x1.0	M10x1.0	—	—	M3333	P3333
15/16"	0.937	—	3	M16x1.0	M10x1.0	—	Plastic	M4296	P3336
15/16"	0.937	1.260	2	M10x1.0	M10x1.0	—	Plastic	M3338	P3338
15/16"	0.937	1.260	2	M10x1.0	M10x1.0	—	Plastic	M4735	P3338
15/16"	0.937	—	4	M10x1.0	M10x1.0	—	Plastic	NA	P3342
15/16"	0.937	—	4	M10x1.0	M10x1.0	—	Plastic	NA	P3347
15/16"	0.937	—	2	M10x1.0	M10x1.0	—	Plastic	M3354	P3354
15/16"	0.937	1.180	2	M10x1.0	M10x1.0	—	Plastic	NA	P3355
15/16"	0.937	1.335	2	7/16x24	7/16x24	—	Plastic	M3373	P3373
15/16"	0.937	1.245	2	M12x1.0	M12x1.0	—	Plastic	M3374	P3374
15/16"	0.937	—	2	M10x1.0	M10x1.0	—	Plastic	NA	P3385
15/16"	0.937	—	3	M10x1.0	M10x1.0	—	Plastic	M3387	P3387
15/16"	0.937	—	2	M10x1.0	M10x1.0	—	Plastic	M3389	P3389
15/16"	0.937	—	2	M10x1.0	M10x1.0	—	Plastic	NA	P3393
15/16"	0.937	—	4	M10x1.0	M18x1.5	—	Plastic	M3395	P3395
15/16"	0.937	—	2	M10x1.0	M12x1.0	—	—	NA	P3406
15/16"	0.937	—	2	M10x1.0	M10x1.0	—	Plastic	M3410	P3410
15/16"	0.937	—	2	M10x1.0	M10x1.0	—	Plastic	M3886	P3410
15/16"	0.937	—	2	M10x1.0	M10x1.0	—	Plastic	M3421	P3421
15/16"	0.937	1.335	2	M12x1.0	M12x1.0	—	—	M3425	P3425
15/16"	0.937	—	2	M12x1.0	M10x1.0	—	Plastic	M3430	P3430
15/16"	0.937	—	2	M10x1.0	M10x1.0	—	Plastic	M3440	P3440
15/16"	0.937	—	4	M13x1.5, M11x1.5	M10x1.0, M12x1.0	—	Plastic	NA	P3450
15/16"	0.937	1.510	2	7/16x24	9/16x18	—	Plastic	M3474	P3474
15/16"	0.937	—	2	9/16x18	1/2x20	—	Plastic	M3475	P3475
15/16"	0.937	—	2	M12x1.0	M12x1.0	—	Plastic	M3497	P3497
15/16"	0.937	—	2	M10x1.0	M10x1.0	—	Plastic	M3498	P3498
15/16"	0.937	—	2	7/16x24	1/2x20	—	Plastic	M3499	P3499
15/16"	0.937	—	2	M10x1.0	M10x1.0	—	Plastic	M3503	P3503
15/16"	0.937	—	2	M10x1.0	M10x1.0	—	Plastic	M3504	P3504
15/16"	0.937	—	2	3/8x24	9/16x18	—	Plastic	M3505	P3505
15/16"	0.937	—	2	1/2x20	9/16x20	—	Plastic	M3506	P3506
15/16"	0.937	1.335	2	7/16x24	7/16x24	—	Plastic	M3527	P3527
15/16"	0.937	—	2	M10x1.0	M10x1.0	—	Plastic	M3529	P3529
15/16"	0.937	1.340	4	M10x1.0	M10x1.0	2 X M12X1.0	Remote	M3533	P3533
15/16"	0.937	—	2	7/16x24	3/8x24	—	Remote	M3534	P3534
15/16"	0.937	—	4	M12x1.0	M10x1.0	—	Remote	M3535	P3535
15/16"	0.937	—	4	M10x1.0, M16x1.5	M10x1.0, M16x1.5	—	Plastic	M3541	P3541
15/16"	0.937	1.320	4	M10x1.0	M10x1.0	—	Plastic	M3548	P3548
15/16"	0.937	—	4	M10x1.0	M10x1.0	—	—	NA	P3560

SPECIFICATION GUIDE

MASTER CYLINDER SPECIFICATIONS

Aluminum Casting by Bore Size

Specifications are provided for reference only. Use these specifications to match up with the original unit removed from the vehicle, the replacement part specifications and casting may differ but fit and function should be the same.

SPECIFICATION GUIDE

Primary Bore Size	Decimal Inch Conversion	Step Bore	Port(s)	Primary Port Dimension	Secondary Port Dimension	Other Port(s)/ Comments	OE Reservoir Type	NAPA Brakes (New)	NAPA Proformer (Reman)
15/16"	0.937	1.335	4	M12x1.0	M12x1.0	—	—	M3566	P3566
15/16"	0.937	—	4	M10x1.0, M16x1.5	M10x1.0, M16x1.5	—	Plastic	M3569	P3569
15/16"	0.937	—	3	M10x1.0	M10x1.0	—	—	NA	P3572
15/16"	0.937	—	2	M10x1.0	M10x1.0	—	Plastic	NA	P3574
15/16"	0.937	—	3	M12x1.0	M12x1.0	—	Plastic	M3576	P3576
15/16"	0.937	1.415	3	M12x1.0	M12x1.0	—	—	NA	P3586
15/16"	0.937	1.415	3	M12x1.0	M12x1.0	—	—	M3587	P3587
15/16"	0.937	1.200	2	M10x1.0	M10x1.0	—	Plastic	M3589	P3589
15/16"	0.937	1.340	5	M12x1.0	M12x1.0	M10X1.0 (plug)	—	NA	P3593
15/16"	0.937	1.340	4	M12x1.0	M12x1.0	—	—	NA	P3595
15/16"	0.937	1.340	3	M12x1.0	M12x1.0	—	Plastic	M3596	P3596
15/16"	0.937	1.315	2	M10x1.0	M10x1.0	—	Plastic	M3606	P3606
15/16"	0.937	1.340	2	M12x1.0	M12x1.0	—	—	NA	P3615
15/16"	0.937	1.340	2	M10x1.0	M10x1.0	—	—	NA	P3618
15/16"	0.937	1.260	4	M10x1.0	M10x1.0	—	Plastic	NA	P3627
15/16"	0.937	1.260	3	M10x1.0	M10x1.0	—	Plastic	NA	P3629
15/16"	0.937	—	4	M10x1.0	M10x1.0	—	Plastic	M3630	P3630
15/16"	0.937	34MM	2	7/16x24	7/16x24	—	—	M3634	P3634
15/16"	0.937	—	2	M10x1.0	M10x1.0	—	Plastic	M3639	P3639
15/16"	0.937	1.260	2	M10x1.0	M10x1.0	—	Plastic	NA	P3670
15/16"	0.937	1.41	2	M10x1.0	M10x1.0	—	Plastic	M3675	P3675
15/16"	0.937	1.340	4	M12x1.0	M12x1.0	—	—	NA	P3677
15/16"	0.937	—	2	M10x1.0	M10x1.0	—	Plastic	M3684	P3684
15/16"	0.937	1.345	2	M12x1.0	M12x1.0	—	Plastic	M3693	P3693
15/16"	0.937	1.320	2	M10x1.0	M10x1.0	—	—	NA	P3706
15/16"	0.937	—	4	M16x1.5	M16x1.5	M10x1.0	—	NA	P3714
15/16"	0.937	1.340	2	M10x1.0	M12x1.0	—	—	NA	P3717
15/16"	0.937	1.340	3	M12x1.0	M12x1.0	—	—	NA	P3720
15/16"	0.937	1.200	2	M10x1.0	M10x1.0	—	Plastic	M3726	P3726
15/16"	0.937	1.200	2	M10x1.0	M10x1.0	—	Plastic	M4751	P3726
15/16"	0.937	—	2	M10x1.0	M10x1.0	—	—	NA	P3746
15/16"	0.937	—	2	M10x1.0	M10x1.0	—	Plastic	M3985	P3761
15/16"	0.937	1.345	2	M12x1.0	M12x1.0	—	—	NA	P3771
15/16"	0.937	1.415	2	M12x1.0	M12x1.0	—	Plastic	M3772	P3772
15/16"	0.937	1.415	2	M12x1.0	M12x1.0	—	—	M3787	P3787
15/16"	0.937	1.415	2	M12x1.0	M12x1.0	—	—	M3788	P3788
15/16"	0.937	—	4	M10x1.0	M10x1.0	M16x1.5	Plastic	NA	P3792
15/16"	0.937	1.335	2	M14x1.5	M14x1.5	—	Plastic	NA	P3810
15/16"	0.937	1.340	2	M12x1.0	M12x1.0	—	—	NA	P3815
15/16"	0.937	1.300	2	M12x1.0	M12x1.0	—	—	M3817	P3817
15/16"	0.937	1.335	2	M10x1.0	M12x1.0	—	Plastic	M3832	P3832
15/16"	0.937	1.335	2	M10x1.0	M12x1.0	—	Plastic	M3832M	P3832
15/16"	0.937	1.262	2	M10x1.0	M10x1.0	—	—	NA	P3836
15/16"	0.937	—	4	M10x1.0	M16x1.0	M16x1.0	—	NA	P3839
15/16"	0.937	1.415	2	M12x1.0	M12x1.0	—	—	NA	P3849
15/16"	0.937	1.247	2	M12x1.0	M12x1.0	—	Plastic	M3852	P3852
15/16"	0.937	—	2	M10x1.0	M10x1.0	—	Plastic	M3866	P3866
15/16"	0.937	—	2	M12x1.0	M12x1.0	—	—	NA	P3875
15/16"	0.937	—	2	M10x1.0	M10x1.0	—	Plastic	M3883	P3883
15/16"	0.937	—	2	M10x1.0	M10x1.0	—	Plastic	NA	P3889
15/16"	0.937	—	2	M12x1.0	M12x1.0	—	Plastic	M3906	P3906

MASTER CYLINDER SPECIFICATIONS

Aluminum Casting by Bore Size

Specifications are provided for reference only. Use these specifications to match up with the original unit removed from the vehicle, the replacement part specifications and casting may differ but fit and function should be the same.

Primary Bore Size	Decimal Inch Conversion	Step Bore	Port(s)	Primary Port Dimension	Secondary Port Dimension	Other Port(s)/ Comments	OE Reservoir Type	NAPA Brakes (New)	NAPA Proformer (Reman)
15/16"	0.937	—	2	M10x1.0	M10x1.0	—	Plastic	M3907	P3907
15/16"	0.937	—	2	M10x1.0	M10x1.0	—	Plastic	NA	P3907
15/16"	0.937	—	4	M10x1.0, M16x1.5	M10x1.0, M16x1.5	—	Plastic	M3909	P3909
15/16"	0.937	1.260	2	M10x1.0	M10x1.0	—	—	M3916	P3916
15/16"	0.937	1.260	2	M10x1.0	M10x1.0	—	Plastic	M3916M	P3916
15/16"	0.937	1.335	2	M13x1.5	M13x1.5	—	Plastic	M3918	P3918
15/16"	0.937	1.262	2	M12x1.0	M12x1.0	—	—	NA	P3922
15/16"	0.937	—	2	M10x1.0	M10x1.0	—	Plastic	M3926	P3926
15/16"	0.937	1.415	2	M12x1.0	M12x1.0	—	Plastic	M3930	P3930
15/16"	0.937	1.345	2	M12x1.0	M12x1.0	—	—	NA	P3945
15/16"	0.937	—	2	M10x1.0	M10x1.0	—	Plastic	M3952	P3952
15/16"	0.937	1.415	2	M12x1.0	M12x1.0	—	—	NA	P3957
15/16"	0.937	1.320	2	M10x1.0	M10x1.0	—	Plastic	NA	P3958
15/16"	0.937	—	2	M10x1.0	M10x1.0	—	—	NA	P3960
15/16"	0.937	—	4	M10x1.0	M10x1.0	M16x1.5	—	M3968	P3968
15/16"	0.937	—	4	M10x1.0	M10x1.0	M16x1.5	—	M3968M	P3968
15/16"	0.937	1.340	2	M12x1.0	M12x1.0	—	Plastic	NA	P3981
15/16"	0.937	1.340	2	M12x1.0	M12x1.0	—	—	NA	P4007
15/16"	0.937	1.200	2	M12x1.0	M12x1.0	—	Plastic	M4009	P4009
15/16"	0.937	—	2	7/16x24	7/16x24	—	Plastic	M4021	NA
15/16"	0.937	—	2	M10x1.0	M10x1.0	—	—	NA	P4027
15/16"	0.937	—	2	M12x1.0	M12x1.0	—	—	NA	P4051
15/16"	0.937	—	2	M10x1.0	M10x1.0	—	—	NA	P4081
15/16"	0.937	1.260	2	M10x1.0	M10x1.0	—	Plastic	NA	P4107
15/16"	0.937	—	2	M10x1.0	M10x1.0	—	Plastic	M4127	P4127
15/16"	0.937	—	2	M10x1.0	M10x1.0	—	Plastic	NA	P4127
15/16"	0.937	—	2	M12x1.0	M12x1.0	—	Plastic	M4128	P4128
15/16"	0.937	1.420	2	M12x1.0	M12x1.0	—	Plastic	NA	P4184
15/16"	0.937	—	2	M12x1.0	M12x1.0	—	Plastic	M4193	P4196
15/16"	0.937	—	2	M12x1.0	M12x1.0	—	—	M4263	P4263
15/16"	0.937	1.335	2	M12x1.0	M12x1.0	—	Plastic	M4264	P4264
15/16"	0.937	1.335	2	M12x1.0	M12x1.0	—	Plastic	M4264M	P4264
15/16"	0.937	—	2	M10x1.0	M10x1.0	—	Plastic	M4294	NA
15/16"	0.937	—	2	M12x1.0	M12x1.0	—	Plastic	M4335	P4335
15/16"	0.937	—	2	M16x1.0	M10x1.0	—	Plastic	M4358	NA
15/16"	0.937	1.260	2	M12x1.0	M12x1.0	—	Plastic	M4369	P4369
15/16"	0.937	1.500	2	M10x1.0	M10x1.0	—	Plastic	NA	P4412
15/16"	0.937	—	2	M10x1.0	M10x1.0	—	Plastic	M4413	P4413
15/16"	0.937	1.420	2	M10x1.0	M10x1.0	—	Plastic	NA	P4465
15/16"	0.937	—	2	M10x1.0	M10x1.0	—	Plastic	NA	P4539
15/16"	0.937	—	2	M18x1.5	9/16x18	—	Plastic	NA	P4560
15/16"	0.937	—	2	7/16x24	9/16x18	—	Plastic	M4567	P4567
15/16"	0.937	1.335	2	M14x1.5	M14x1.5	—	Plastic	M4584	P4584
15/16"	0.937	—	2	M12x1.0	M12x1.0	—	—	M4609	NA
15/16"	0.937	—	2	7/16x24	7/16x24	—	Plastic	NA	P4622
15/16"	0.937	—	2	M12x1.0	M12x1.0	—	—	NA	P4713
15/16"	0.937	—	2	M12x1.0	M12x1.0	—	Remote	M4723	P4743
15/16"	0.937	—	2	M10x1.0	M10x1.0	—	Remote	M4744	NA
15/16"	0.937	—	2	M12x1.0	M12x1.0	—	Plastic	NA	P4756
15/16"	0.937	—	2	M12x1.0	M12x1.0	—	Plastic	M4770	NA
15/16"	0.937	—	2	M12x1.0	M12x1.0	—	Plastic	M4771	NA

MASTER CYLINDER SPECIFICATIONS

Aluminum Casting by Bore Size

Specifications are provided for reference only. Use these specifications to match up with the original unit removed from the vehicle, the replacement part specifications and casting may differ but fit and function should be the same.

Primary Bore Size	Decimal Inch Conversion	Step Bore	Port(s)	Primary Port Dimension	Secondary Port Dimension	Other Port(s)/ Comments	OE Reservoir Type	NAPA Brakes (New)	NAPA Proformer (Reman)
15/16"	0.937	—	2	7/16x24	7/16x24	—	Plastic	NA	P4883
15/16"	0.937	—	2	M10x1.0	M10x1.0	—	Plastic	NA	P4948
15/16"	0.937	—	2	M10x1.0	M10x1.0	—	Plastic	NA	P4952
15/16"	0.937	1.340	2	M12x1.0	M12x1.0	—	Plastic	M5045	NA
15/16"	0.937	—	2	M12x1.0	M12x1.0	—	Plastic	NA	P5049
15/16"	0.937	—	4	M10x1.0, M12x1.0	M10x1.0, M12x1.0	—	Remote	NA	P5186
15/16"	0.937	1.187	2	M12x1.0	M10x1.0	—	Plastic	NA	P92752
15/16"	0.937	34MM	2	M12x1.0	M10x1.0	—	Plastic	NA	P92851
15/16"	0.937	—	2	M10x1.0	M10x1.0	—	—	NA	P93573
24MM	0.944	—	2	1/2x20	9/16x18	—	Plastic	M2289	P2289
24MM	0.944	—	2	1/2x20	9/16x18	—	Plastic	M2454	P2454
24MM	0.944	—	2	1/2x20	9/16x18	—	Plastic	M2463	P2463
24MM	0.944	—	2	1/2x20	9/16x18	—	Plastic	M2474	P2474
24MM	0.944	36MM	2	1/2x20	9/16x18	—	Plastic	M2477	P2477
24MM	0.944	1.25	5	M11x1.5	M12x1.0	2X (M16x1.5)	Plastic	M2480	P2480
24MM	0.944	—	2	3/8x24	3/8x24	—	Plastic	M2534	P2534
24MM	0.944	1.25	2	M11x1.5	M12x1.0	—	Plastic	M2608	P2608
24MM	0.944	1.25	4	M11x1.5	M12x1.0	2X (M16x1.5)	Plastic	M2894	P2894
24MM	0.944	—	4	M13x1.5	M10x1.0	M11x1.5 M12x1.0	Plastic	M2895	P2895
24MM	0.944	—	2	1/2x20	9/16x20	—	Plastic	M2944	P2944
24MM	0.944	—	2	M10x1.0	M10x1.0	5/16*nonXthreaded*	Plastic	M3160	P3160
24MM	0.944	—	2	1/2x20	9/16x20	—	Plastic	M3163	P3163
24MM	0.944	—	4	M10x1.0	M10x1.0	5/16*nonXthreaded*	Plastic	M3260	P3260
24MM	0.944	36MM	2	1/2x20	9/16x18	—	Plastic	M3306	P3306
24MM	0.944	—	3	M10x1.0	M12x1.0	M10x1.0	Plastic	M4556	P4556
24MM	0.944	—	4	M10x1.0	M11x1.5	M10x1.0 M11x1.5	Plastic	NA	P4568
24MM	0.944	36MM	2	1/2x20	9/16x18	—	Plastic	M40400	P92890
1"	0.946	—	4	M10x1.0	M10x1.0	5/16 nonXthreaded	Plastic	M3218	P3218
1"	1.000	—	2	M10x1.0	M10x1.0	—	Remote	NA	P14201
1"	1.000	1.415	4	M12x1.0	M12x1.0	—	Plastic	NA	P14218
1"	1.000	—	2	M10x1.0	M10x1.0	—	Plastic	NA	P14318
1"	1.000	—	2	M12x1.0	M12x1.0	—	Plastic	NA	P14705
1"	1.000	—	2	M10x1.0	M10x1.0	—	Plastic	NA	P14986
1"	1.000	—	2	1/2x20	7/16x24	—	Integral	M2069	P2069
1"	1.000	—	2	1/2x20	9/16x18	—	Plastic	M2455	P2455
1"	1.000	1.417	2	1/2x20	9/16x18	—	Plastic	M2538	P2538
1"	1.000	—	2	1/2x20	9/16x18	—	Plastic	M2539	P2539
1"	1.000	—	2	M11x1.5	M12x1.0	—	Plastic	M2548	P2548
1"	1.000	1.187	2	M12x1.0	M10x1.0	—	Plastic	NA	P2756
1"	1.000	—	2	M10x1.0	M10x1.0	—	Plastic	M2784	P2784
1"	1.000	—	2	M10x1.0	M10x1.0	—	Plastic	NA	P2785
1"	1.000	—	2	M10x1.0	M10x1.0	—	Plastic	NA	P2791
1"	1.000	—	2	M10x1.0	M10x1.0	—	Plastic	M2807	P2807
1"	1.000	—	4	M10x1.0	M10x1.0	2X (M10x1.0)	Plastic	NA	P2811
1"	1.000	—	2	M10x1.0	M10x1.0	—	Remote	NA	P2813
1"	1.000	—	4	M10x1.0	M10x1.0	2X (M10x1.0)	Plastic	M2827	P2827
1"	1.000	1.1	2	M10x1.0	M10x1.0	—	Remote	NA	P2850
1"	1.000	36MM	2	1/2x20	9/16x18	—	Plastic	NA	P2899
1"	1.000	36MM	2	1/2x20	9/16x18	—	Plastic	M2902	P2902
1"	1.000	—	4	M16x1.0	M10x1.0	2X (M10x1.0)	Plastic	M2928	P2928
1"	1.000	—	4	M12x1.0	M10x1.0	M10x1.0 7/16x24	Plastic	NA	P2995

SPECIFICATION GUIDE

MASTER CYLINDER SPECIFICATIONS

Aluminum Casting by Bore Size

Specifications are provided for reference only. Use these specifications to match up with the original unit removed from the vehicle, the replacement part specifications and casting may differ but fit and function should be the same.

Primary Bore Size	Decimal Inch Conversion	Step Bore	Port(s)	Primary Port Dimension	Secondary Port Dimension	Other Port(s)/ Comments	OE Reservoir Type	NAPA Brakes (New)	NAPA Proformer (Reman)
1"	1.000	36MM	2	M10x1.0	M10x1.0	—	Plastic	NA	P3003
1"	1.000	—	2	M10x1.0	M10x1.0	—	Plastic	M3054	P3054
1"	1.000	—	2	M10x1.0	M10x1.0	—	Plastic	NA	P3075
1"	1.000	—	2	M10x1.0	M10x1.0	—	Plastic	NA	P3076
1"	1.000	—	2	M10x1.0	M10x1.0	—	Plastic	M3078	P3078
1"	1.000	—	2	M10x1.0	M10x1.0	—	Plastic	M3079	P3079
1"	1.000	—	3	M10x1.0	M10x1.0	M10x1.0	Plastic	NA	P3087
1"	1.000	—	2	M10x1.0	M10x1.0	—	Plastic	M3088	P3088
1"	1.000	—	2	M10x1.0	M10x1.0	—	Plastic	M3093	P3093
1"	1.000	—	2	M10x1.0	M10x1.0	—	Plastic	M3093	P3093
1"	1.000	31MM	2	M10x1.0	M10x1.0	—	Plastic	M3094	P3094
1"	1.000	32MM	2	M12x1.0	M10x1.0	—	Plastic	M3096	P3096
1"	1.000	34MM	2	M10x1.0	M10x1.0	—	Plastic	M3099	P3099
1"	1.000	32MM	2	M12x1.0	M10x1.0	—	Plastic	M3109	P3109
1"	1.000	—	4	M13x1.5	M10x1.0	M11x1.5 M12x1.0	Plastic	M3113	P3113
1"	1.000	—	2	M11x1.5	M12x1.0	—	Plastic	M3114	P3114
1"	1.000	—	4	M12x1.0	M10x1.0	M10x1.0 M12x1.0	Plastic	M3117	P3117
1"	1.000	—	4	M16x1.0	M18x1.0	M10x1.0 M12x1.0	Plastic	M3118	P3118
1"	1.000	1.260	2	M12x1.0	M10x1.0	—	Plastic	M3122	P3122
1"	1.000	1.260	2	M12x1.0	M10x1.0	—	Plastic	M3123	P3123
1"	1.000	—	4	M18x1.0	M16x1.0	M12X1.0,M10X1.0	Plastic	NA	P3126
1"	1.000	—	2	M10x1.0	M10x1.0	—	Remote	M3129	P3129
1"	1.000	—	2	M10x1.0	M10x1.0	—	Plastic	NA	P3130
1"	1.000	—	3	M10x1.0	M10x1.0	M10x1.0	Plastic	M3136	P3136
1"	1.000	—	3	M10x1.0	M10x1.0	M10x1.0	Plastic	M3138	P3138
1"	1.000	—	3	M10x1.0	M10x1.0	M10x1.0	Plastic	NA	P3142
1"	1.000	—	2	M10x1.0	M10x1.0	—	Plastic	M3144	P3144
1"	1.000	—	2	M10x1.0	M10x1.0	—	Plastic	NA	P3148
1"	1.000	—	3	M10x1.0	M10x1.0	M16x1.0	Plastic	M3156	P3156
1"	1.000	—	2	M10x1.0	M12x1.0	—	Plastic	M3164	P3164
1"	1.000	—	2	M10x1.0	M10x1.0	—	Plastic	M3166	P3166
1"	1.000	—	2	M10x1.0	M10x1.0	—	Plastic	M3167	P3167
1"	1.000	—	2	M10x1.0	M10x1.0	—	Plastic	M3168	P3168
1"	1.000	1.260	2	M10x1.0	M10x1.0	—	Plastic	NA	P3173
1"	1.000	—	2	M10x1.0	M10x1.0	—	Remote	NA	P3175
1"	1.000	—	2	M10x1.0	M16x1.5	—	Remote	M3188	P3188
1"	1.000	—	2	M10x1.0	M10x1.0	—	Plastic	M3193	P3193
1"	1.000	—	2	M10x1.0	M10x1.0	—	Plastic	NA	P3194
1"	1.000	—	2	M18x1.0	M10x1.0	—	Plastic	M3202	P3202
1"	1.000	—	2	M16x1.0	M10x1.0	—	Plastic	NA	P3204
1"	1.000	—	3	M10x1.0	M10x1.0	(threaded plug)	Plastic	M3206	P3206
1"	1.000	—	2	M10x1.0	M10x1.0	—	Plastic	NA	P3207
1"	1.000	—	2	M10x1.0	M10x1.0	—	Plastic	M3208	P3208
1"	1.000	—	3	M10x1.0	M10x1.0	—	Plastic	M3209	P3209
1"	1.000	—	2	M10x1.0	M10x1.0	—	Remote	M3210	P3210
1"	1.000	—	2	M11x1.5	M11x1.5	—	Plastic	M3219	P3219
1"	1.000	—	2	M11x1.5	M12x1.0	—	Plastic	M3231	P3231
1"	1.000	—	2	M10x1.0	M12x1.0	—	Plastic	M3239	P3239
1"	1.000	34MM	4	M10x1.0	M12x1.0	—	Plastic	M3249	P3249
1"	1.000	30MM	2	M12x1.0	M10x1.0	—	Plastic	M3251	P3251
1"	1.000	36MM	2	M12x1.0	M12x1.0	—	—	NA	P3256
1"	1.000	—	2	M10x1.0	M10x1.0	—	Plastic	M3264	P3264

SPECIFICATION GUIDE

MASTER CYLINDER SPECIFICATIONS

Aluminum Casting by Bore Size

Specifications are provided for reference only. Use these specifications to match up with the original unit removed from the vehicle, the replacement part specifications and casting may differ but fit and function should be the same.

Primary Bore Size	Decimal Inch Conversion	Step Bore	Port(s)	Primary Port Dimension	Secondary Port Dimension	Other Port(s)/ Comments	OE Reservoir Type	NAPA Brakes (New)	NAPA Proformer (Reman)
1"	1.000	—	2	M12x1.0	M12x1.0	—	Plastic	M3265	P3265
1"	1.000	—	2	M12x1.0	M12x1.0	—	Plastic	M3734	P3265
1"	1.000	—	2	M10x1.0	M10x1.0	—	Plastic	NA	P3266
1"	1.000	—	4	3/8x24	7/16x24	2X (3/8x24)	Plastic	NA	P3269
1"	1.000	—	4	3/8x24	7/16x24	2X (3/8x24)	Plastic	NA	P3270
1"	1.000	1.340	2	M10x1.0	M12x1.0	—	Plastic	M3272	P3272
1"	1.000	1.340	2	M10x1.0	M12x1.0	—	Plastic	M3272	P3273
1"	1.000	—	2	M10x1.0	M12x1.0	—	Plastic	M3279	P3279
1"	1.000	—	2	M10x1.0	M12x1.0	—	Plastic	M3283	P3283
1"	1.000	—	2	M10x1.0	M12x1.0	—	Plastic	M3727	P3283
1"	1.000	—	2	M12x1.0	M12x1.0	—	Plastic	M3284	P3284
1"	1.000	—	2	M12x1.0	M12x1.0	—	Plastic	M4023	P3284
1"	1.000	—	2	M10x1.0	M10x1.0	—	Plastic	M3285	P3285
1"	1.000	—	2	M10x1.0	M10x1.0	—	Plastic	M3286	P3286
1"	1.000	—	2	M10x1.0	M10x1.0	—	Plastic	M3288	P3288
1"	1.000	34MM	2	M10x1.0	M12x1.0	—	Plastic	M3289	P3289
1"	1.000	—	2	M10x1.0	M10x1.0	—	Remote	NA	P3296
1"	1.000	—	3	M18x1.5	M10x1.0	M10X1.0	Plastic	M3298	P3298
1"	1.000	—	3	M18x1.5	M10x1.0	M10X1.0	Plastic	M3729	P3298
1"	1.000	1.420	2	M10x1.0	M10x1.0	—	Plastic	NA	P3301
1"	1.000	—	3	M10x1.0	M18x1.5	3/8X24	Plastic	M3309	P3309
1"	1.000	—	4	M12x1.0	M10x1.0	M10X1.0	Plastic	M3311	P3311
1"	1.000	—	4	M12x1.0	M10x1.0	—	Plastic	NA	P3312
1"	1.000	—	2	M10x1.0	M10x1.0	—	Plastic	M3315	P3315
1"	1.000	—	2	M10x1.0	M10x1.0	—	Plastic	M3326	P3326
1"	1.000	—	2	M10x1.0	M10x1.0	—	Plastic	M3331	P3331
1"	1.000	—	3	M10x1.0	M10x1.0	M10X1.0	—	M3334	P3334
1"	1.000	—	2	M10x1.0	M12x1.0	—	Plastic	NA	P3341
1"	1.000	—	2	M10x1.0	M10x1.0	—	Plastic	M3344	P3344
1"	1.000	1.190	2	M10x1.0	M12x1.0	—	Plastic	M3351	P3351
1"	1.000	—	2	M10x1.0	M10x1.0	—	Plastic	NA	P3358
1"	1.000	—	2	M10x1.0	M10x1.0	—	Remote	M3360	P3360
1"	1.000	—	2	M10x1.0	M10x1.0	—	Plastic	NA	P3370
1"	1.000	—	2	M10x1.0	M10x1.0	—	Plastic	M3371	P3371
1"	1.000	—	2	1/2x20	9/16x18	—	Plastic	M3372	P3372
1"	1.000	—	2	M10x1.0	M10x1.0	—	Plastic	M3376	P3376
1"	1.000	—	2	M10x1.0	M10x1.0	—	Plastic	NA	P3381
1"	1.000	—	2	M10x1.0	M10x1.0	—	Plastic	M3382	P3382
1"	1.000	—	2	M10x1.0	M10x1.0	—	Plastic	NA	P3383
1"	1.000	—	2	M10x1.0	M10x1.0	—	Remote	NA	P3386
1"	1.000	—	2	M12x1.0	M10x1.0	—	Plastic	M3392	P3392
1"	1.000	1.340	2	M10x1.0	M12x1.0	—	Plastic	NA	P3401
1"	1.000	—	2	M10x1.0	M10x1.0	—	Plastic	M3402	P3402
1"	1.000	1.062	2	M10x1.0	M10x1.0	—	—	NA	P3403
1"	1.000	—	2	1/2x20	1/2x20	—	Plastic	M3405	P3405
1"	1.000	—	2	M11x1.25	M12x1.0	—	Plastic	M3416	P3416
1"	1.000	—	2	1/2x20	9/16x18	—	Plastic	M3417	P3417
1"	1.000	1.190	2	M10x1.0	M10x1.0	—	Plastic	M3419	P3419
1"	1.000	—	2	M10x1.0	M10x1.0	—	Plastic	M3420	P3420
1"	1.000	—	2	M10x1.0	M10x1.0	—	Plastic	M3422	P3422
1"	1.000	—	3	M10x1.0	M10x1.0	3/8X24	Plastic	M3427	P3427
1"	1.000	1.340	2	M12x1.0	M12x1.0	—	Plastic	M3428	P3428

SPECIFICATION GUIDE

MASTER CYLINDER SPECIFICATIONS

Aluminum Casting by Bore Size

Specifications are provided for reference only. Use these specifications to match up with the original unit removed from the vehicle, the replacement part specifications and casting may differ but fit and function should be the same.

Primary Bore Size	Decimal Inch Conversion	Step Bore	Port(s)	Primary Port Dimension	Secondary Port Dimension	Other Port(s)/ Comments	OE Reservoir Type	NAPA Brakes (New)	NAPA Proformer (Reman)
1"	1.000	1.340	4	M10x1.0	M12x1.0	—	Plastic	M3429	P3429
1"	1.000	36MM	2	M12x1.0	M10x1.0	—	Plastic	NA	P3433
1"	1.000	—	2	M10x1.0	M18x1.0	—	Plastic	M3437	P3437
1"	1.000	—	3	M10x1.0	M10x1.0	3/8X24	Plastic	M3438	P3438
1"	1.000	1.340	2	M12x1.0	M12x1.0	—	Plastic	M3441	P3441
1"	1.000	—	2	M10x1.0	M10x1.0	—	Remote	M3442	P3442
1"	1.000	—	2	M10x1.0	M10x1.0	—	Plastic	M3463	P3463
1"	1.000	1.260	2	M10x1.0	M10x1.0	—	Plastic	M3465	P3465
1"	1.000	1.260	2	M10x1.0	M10x1.0	—	—	NA	P3466
1"	1.000	1.340	2	M10x1.0	M12x1.0	—	Plastic	M3468	P3468
1"	1.000	1.415	2	M12x1.0	M12x1.0	—	—	M3471	P3471
1"	1.000	—	2	9/16x18	1/2x20	—	Plastic	M3472	P3472
1"	1.000	—	2	M10x1.0	M10x1.0	—	Plastic	M3473	P3473
1"	1.000	1.335	2	7/16x24	7/16x24	—	—	M3476	P3476
1"	1.000	—	2	M11x1.5	M12x1.0	—	Plastic	M3477	P3477
1"	1.000	1.185	2	M12x1.0	M12x1.0	—	Plastic	M3484	P3484
1"	1.000	1.415	4	M12x1.0	M12x1.0	—	—	M3491	P3491
1"	1.000	—	2	1/2x20	9/16x20	—	Plastic	M3492	P3492
1"	1.000	—	2	9/16x18	1/2x20	—	Plastic	M3493	P3493
1"	1.000	—	2	M10x1.0	M10x1.0	—	Plastic	M3496	P3496
1"	1.000	—	2	M10x1.0	M10x1.0	—	Plastic	M3500	P3500
1"	1.000	—	2	1/2x20	1/2x20	—	Plastic	M3509	P3509
1"	1.000	—	4	M11x1.5	M10x1.0	M10X1.0, M11x1.5	Plastic	M3511	P3511
1"	1.000	—	2	M10x1.0	M10x1.0	—	Plastic	M3513	P3513
1"	1.000	—	2	M10x1.0	M10x1.0	—	Plastic	M3514	P3514
1"	1.000	—	2	M10x1.0	M10x1.0	—	Plastic	M3520	P3520
1"	1.000	—	2	M12x1.0	M12x1.0	—	Plastic	NA	P3521
1"	1.000	1.340	2	7/16x24	7/16x24	—	Plastic	M3525	P3525
1"	1.000	—	2	M12x1.0	M12x1.0	—	Plastic	M3530	P3530
1"	1.000	—	2	1/2x20	3/8x24	—	Plastic	M3537	P3537
1"	1.000	34MM	2	M12x1.0	M12x1.0	—	Plastic	M3538	P3538
1"	1.000	34MM	2	M12x1.0	M12x1.0	—	Plastic	M4336	P3538
1"	1.000	—	2	M10x1.0	M10x1.0	—	Plastic	M3544	P3544
1"	1.000	—	2	M10x1.0	M10x1.0	—	Plastic	NA	P3546
1"	1.000	—	2	M12x1.0	M12x1.0	—	Remote	NA	P3547
1"	1.000	1.320	4	M10x1.0	M10x1.0	—	—	M3549	P3549
1"	1.000	—	2	M10x1.0	M10x1.0	—	Remote	M3552	P3552
1"	1.000	—	2	M10x1.0	M16x1.0	—	Remote	M3553	P3553
1"	1.000	1.337	2	M10x1.0	M10x1.0	—	—	NA	P3554
1"	1.000	—	3	2 x M12x1.0	3/8x24	—	Plastic	M3556	P3556
1"	1.000	—	4	M10x1.0	M10x1.0	M6X1.0 (bracket)	Plastic	M3562	P3562
1"	1.000	—	2	M10x1.0	M10x1.0	—	Plastic	M3563	P3563
1"	1.000	—	2	M10x1.0	M10x1.0	—	Plastic	NA	P3564
1"	1.000	1.340	2	M12x1.0	M12x1.0	—	—	NA	P3568
1"	1.000	—	2	M10x1.0	M12x1.0	—	Plastic	M3570	P3570
1"	1.000	—	2	M10x1.0	M10x1.0	—	Plastic	NA	P3578
1"	1.000	—	2	M12x1.0	M12x1.0	—	Plastic	M3580	P3580
1"	1.000	1.340	2	M12x1.0	M12x1.0	—	—	NA	P3582
1"	1.000	1.340	4	M12x1.0	M12x1.0	—	—	NA	P3583
1"	1.000	—	2	9/16x18	7/16X24	—	Plastic	M3585	P3585
1"	1.000	1.415	2	M10x1.0	M12x1.0	—	—	NA	P3588
1"	1.000	1.260	2	M10x1.0	M10x1.0	—	Plastic	M3590	P3590

SPECIFICATION GUIDE

MASTER CYLINDER SPECIFICATIONS

Aluminum Casting by Bore Size

Specifications are provided for reference only. Use these specifications to match up with the original unit removed from the vehicle, the replacement part specifications and casting may differ but fit and function should be the same.

Primary Bore Size	Decimal Inch Conversion	Step Bore	Port(s)	Primary Port Dimension	Secondary Port Dimension	Other Port(s)/ Comments	OE Reservoir Type	NAPA Brakes (New)	NAPA Proformer (Reman)
1"	1.000	1.260	2	M10x1.0	M10x1.0	—	Plastic	M4241	P3590
1"	1.000	1.185	3	M10x1.0	M10x1.0	—	Plastic	NA	P3591
1"	1.000	1.340	2	M12x1.0	M12x1.0	—	—	NA	P3594
1"	1.000	1.340	4	M12x1.0	M12x1.0	—	Plastic	M3598	P3598
1"	1.000	—	2	M10x1.0	M12x1.0	—	Plastic	M3599	P3599
1"	1.000	1.320	2	M10x1.0	M10x1.0	M6X1.0 (bracket)	Plastic	NA	P3601
1"	1.000	1.415	2	M12x1.0	M12x1.0	—	—	NA	P3602
1"	1.000	1.415	3	M12x1.0	M12x1.0	M10x1.0	—	NA	P3603
1"	1.000	1.415	2	M12x1.0	M12x1.0	—	—	M3604	P3604
1"	1.000	1.340	2	M10x1.0	M10x1.0	—	Plastic	M3605	P3605
1"	1.000	1.415	2	M12x1.0	M12x1.0	—	—	M3607	P3607
1"	1.000	—	2	M10x1.0	M10x1.0	—	Plastic	NA	P3608
1"	1.000	1.415	2	M12x1.0	M12x1.0	—	—	NA	P3610
1"	1.000	—	2	M10x1.0	M10x1.0	—	Plastic	NA	P3611
1"	1.000	—	2	M10x1.0	M10x1.0	—	Plastic	NA	P3612
1"	1.000	—	2	M10x1.0	M10x1.0	—	Plastic	NA	P3614
1"	1.000	—	2	M10x1.0	M10x1.0	—	Plastic	NA	P3620
1"	1.000	—	2	M10x1.0	M10x1.0	—	Plastic	M3622	P3622
1"	1.000	—	2	M10x1.0	M10x1.0	—	Plastic	NA	P3623
1"	1.000	—	2	M10x1.0	M10x1.0	—	Plastic	NA	P3624
1"	1.000	—	2	M10x1.0	M10x1.0	—	—	NA	P3626
1"	1.000	—	2	M10x1.0	M10x1.0	—	Remote	NA	P3631
1"	1.000	1.25	2	M12x1.0	M12x1.0	—	Plastic	M3641	P3641
1"	1.000	1.415	2	M12x1.0	M12x1.0	—	—	NA	P3649
1"	1.000	1.515	2	M10x1.0	M12x1.0	—	Plastic	M3653	P3653
1"	1.000	1.515	2	M10x1.0	M12x1.0	—	Plastic	M3654	P3654
1"	1.000	—	2	1/2x20	1/2x20	—	Plastic	M3655	P3655
1"	1.000	—	4	M10x1.0	M10x1.0	—	Plastic	NA	P3656
1"	1.000	—	2	M12x1.0	M12x1.0	—	Plastic	M3658	P3658
1"	1.000	1.320	2	M10x1.0	M10x1.0	—	Remote	NA	P3659
1"	1.000	1.415	4	M10x1.0	M10x1.0	—	Plastic	M3660	P3660
1"	1.000	—	4	M10x1.0, M16x1.0	M10x1.0, M16x1.0	—	Remote	M3664	P3664
1"	1.000	—	2	M10x1.0	M12x1.0	—	Plastic	M3665	P3665
1"	1.000	—	4	M12x1.0	M12x1.0	—	Plastic	M3666	P3666
1"	1.000	—	3	M12x1.0	M12x1.0	—	Plastic	NA	P3667
1"	1.000	1.415	2	M10x1.0	M12x1.0	—	—	NA	P3671
1"	1.000	1.420	2	M12x1.0	M12x1.0	—	—	NA	P3672
1"	1.000	—	4	M10x1.0, M16x1.0	M10x1.0, M16x1.0	—	Plastic	NA	P3674
1"	1.000	1.335	3	M12x1.0	M12x1.0	—	—	NA	P3679
1"	1.000	—	2	M10x1.0	M10x1.0	—	Remote	NA	P3680
1"	1.000	—	4	M11x1.5	M10x1.0	M10X1.5, M11x1.5	Plastic	M3681	P3681
1"	1.000	—	2	M10x1.0	M10x1.0	—	Plastic	NA	P3685
1"	1.000	—	2	M10x1.0	M10x1.0	—	Plastic	M3687	P3687
1"	1.000	—	3	M12x1.0	M12x1.0	—	Remote	M3688	P3688
1"	1.000	1.345	3	M12x1.0	M12x1.0	—	Plastic	M3689	P3689
1"	1.000	—	2	M10x1.0	M10x1.0	—	—	NA	P3691
1"	1.000	—	2	M10x1.0	M10x1.0	—	—	NA	P3692
1"	1.000	—	3	M10x1.0	M10x1.0	3/8X24	—	M3694	P3694
1"	1.000	1.255	3	M12x1.0	M12x1.0	—	—	M3695	P3695
1"	1.000	1.345	2	M12x1.0	M12x1.0	—	—	NA	P3696

MASTER CYLINDER SPECIFICATIONS

Aluminum Casting by Bore Size

Specifications are provided for reference only. Use these specifications to match up with the original unit removed from the vehicle, the replacement part specifications and casting may differ but fit and function should be the same.

Primary Bore Size	Decimal Inch Conversion	Step Bore	Port(s)	Primary Port Dimension	Secondary Port Dimension	Other Port(s)/ Comments	OE Reservoir Type	NAPA Brakes (New)	NAPA Proformer (Reman)
1"	1.000	1.340	3	M12x1.0	M12x1.0	M10x1.0 Plug	—	NA	P3697
1"	1.000	—	2	9/16x18	1/2x20	—	Plastic	M3699	P3699
1"	1.000	—	2	9/16x18	1/2x20	—	Plastic	NA	P3700
1"	1.000	—	2	M10x1.0	M12x1.0	—	Plastic	M3701	P3701
1"	1.000	1.340	2	M12x1.0	M12x1.0	—	Plastic	NA	P3707
1"	1.000	1.340	2	M12x1.0	M12x1.0	—	Plastic	NA	P3707
1"	1.000	—	2	M10x1.0	M10x1.0	—	Remote	M3710	P3710
1"	1.000	—	2	1/2x20	1/2x20	—	Plastic	M3712	P3712
1"	1.000	—	2	M10x1.0	M10x1.0	—	—	NA	P3713
1"	1.000	1.415	2	M12x1.0	M12x1.0	—	Plastic	M3716	P3716
1"	1.000	1.415	2	M12x1.0	M12x1.0	—	—	NA	P3718
1"	1.000	—	2	M10x1.0	M10x1.0	—	Plastic	M3724	P3724
1"	1.000	—	2	M10x1.0	M10x1.0	—	—	NA	P3758
1"	1.000	1.252	3	M10x1.0	M12x1.0	—	—	NA	P3759
1"	1.000	1.415	2	M10x1.0	M10x1.0	—	Plastic	M3760	P3760
1"	1.000	1.415	3	M12x1.0	M12x1.0	M12 X 1.5	Plastic	M3766	P3766
1"	1.000	1.340	2	M12x1.0	M12x1.0	—	Plastic	M3769	P3769
1"	1.000	—	2	M12x1.0	M12x1.0	—	—	NA	P3774
1"	1.000	1.420	2	M12x1.0	M12x1.0	—	Plastic	M3775	P3775
1"	1.000	—	2	M12x1.0	M12x1.0	—	Plastic	M3776	P3776
1"	1.000	1.420	3	M12x1.0	M12x1.0	—	Plastic	M3777	P3777
1"	1.000	1.419	4	M12x1.0	M12x1.0	—	Plastic	M3778	P3778
1"	1.000	1.345	2	M12x1.0	M12x1.0	—	Plastic	NA	P3779
1"	1.000	—	2	M10x1.0	M10x1.0	—	Plastic	M3781	P3781
1"	1.000	—	4	M12x1.0	M12x1.0	M12X1.0	Plastic	NA	P3782
1"	1.000	—	4	M10x1.0	M10x1.0	M16x1.0	—	NA	P3784
1"	1.000	1.415	2	M12x1.0	M12x1.0	—	Plastic	M3795	P3795
1"	1.000	—	2	M10x1.0	M10x1.0	—	Remote	M3796	P3796
1"	1.000	—	2	M12x1.0	M12x1.0	—	Plastic	M3798	P3798
1"	1.000	1.260	2	M10x1.0	M10x1.0	—	—	NA	P3799
1"	1.000	—	2	M14x1.5	M14x1.5	—	Plastic	M3807	P3807
1"	1.000	—	4	M10x1.0	M12x1.0	M10X1.0, M12X1.0	Plastic	M3808	P3808
1"	1.000	1.415	2	M12x1.0	M12x1.0	—	Plastic	M3809	P3809
1"	1.000	1.415	2	M12x1.0	M12x1.0	—	—	M3820	P3820
1"	1.000	1.415	2	M12x1.0	M12x1.0	—	—	M3823	P3823
1"	1.000	—	2	M13x1.5	M13x1.5	—	Plastic	M3833	P3833
1"	1.000	—	2	M12x1.0	M12x1.0	—	Plastic	M3837	P3837
1"	1.000	1.419	2	M10x1.0	M10x1.0	—	Plastic	M3840	P3840
1"	1.000	1.617	2	M14x1.5	M14x1.5	—	Plastic	NA	P3843
1"	1.000	—	3	M12x1.0	M12x1.0	—	—	NA	P3845
1"	1.000	1.617	2	7/16x24	3/8x24	—	Plastic	NA	P3847
1"	1.000	—	2	M10x1.0	M10x1.0	—	Plastic	M3850	P3850
1"	1.000	—	2	M10x1.0	M10x1.0	—	—	M3853	P3853
1"	1.000	1.415	2	M12x1.0	M12x1.0	—	—	M3857	P3857
1"	1.000	—	2	7/16x24	3/8x24	—	Plastic	M3881	P3881
1"	1.000	—	2	7/16x24	7/16x24	—	—	M3885	P3885
1"	1.000	1.420	2	M10x1.0	M12x1.0	—	Plastic	NA	P3895
1"	1.000	—	2	M10x1.0	M10x1.0	—	—	NA	P3898
1"	1.000	1.260	2	M10x1.0	M10x1.0	—	—	NA	P3902
1"	1.000	1.260	2	M10x1.0	M10x1.0	—	—	NA	P3903
1"	1.000	—	2	M14x1.5	M14x1.5	—	Plastic	NA	P3905
1"	1.000	—	2	M14x1.5	M14x1.5	—	Plastic	M3914	P3914

SPECIFICATION GUIDE

MASTER CYLINDER SPECIFICATIONS

Aluminum Casting by Bore Size

Specifications are provided for reference only. Use these specifications to match up with the original unit removed from the vehicle, the replacement part specifications and casting may differ but fit and function should be the same.

SPECIFICATION GUIDE

Primary Bore Size	Decimal Inch Conversion	Step Bore	Port(s)	Primary Port Dimension	Secondary Port Dimension	Other Port(s)/ Comments	OE Reservoir Type	NAPA Brakes (New)	NAPA Proformer (Reman)
1"	1.000	1.415	2	M12x1.0	M12x1.0	—	—	NA	P3920
1"	1.000	—	2	M10x1.0	M10x1.0	—	Plastic	M3941	P3941
1"	1.000	—	2	M10x1.0	M10x1.0	—	Plastic	M3941A	P3941
1"	1.000	—	2	M10x1.0	M10x1.0	—	Plastic	M3956	P3956
1"	1.000	—	2	M10x1.0	M10x1.0	—	Plastic	M3956M	P3956
1"	1.000	—	2	M10x1.0	M10x1.0	—	Plastic	M3963	P3963
1"	1.000	—	4	M10x1.0	M10x1.0	—	Plastic	M3964	P3964
1"	1.000	1.375	2	M12x1.0	M12x1.0	—	Plastic	NA	P3989
1"	1.000	—	2	M10x1.0	M10x1.0	—	—	NA	P4024
1"	1.000	—	2	M14x1.5	M14x1.5	—	Plastic	M4030	P4030
1"	1.000	1.185	2	M12x1.0	M12x1.0	—	Plastic	NA	P4037
1"	1.000	—	3	M12x1.0	M12x1.0	—	Remote	NA	P4104
1"	1.000	—	2	M10x1.0	M10x1.0	—	—	NA	P4118
1"	1.000	—	2	M10x1.0	M10x1.0	—	Plastic	NA	P4125
1"	1.000	1.419	2	M12x1.0	M12x1.0	—	Plastic	NA	P4131
1"	1.000	—	2	M12x1.0	M12x1.0	—	Plastic	M4143	P4143
1"	1.000	—	2	M10x1.0	M10x1.0	—	Plastic	M4150	P4150
1"	1.000	1.418	2	M12x1.0	M12x1.0	—	Plastic	NA	P4164
1"	1.000	—	2	M10x1.0	M10x1.0	—	Plastic	NA	P4176
1"	1.000	1.415	3	M12x1.0	M12x1.0	M10 X 1.0	—	NA	P4194
1"	1.000	—	4	M10x1.0, M16x1.0	M10x1.0, M16x1.0	—	Remote	NA	P4202
1"	1.000	1.415	3	M12x1.0	M12x1.0	3/8X24	Plastic	NA	P4210
1"	1.000	—	2	M10x1.0	M10x1.0	—	Plastic	M4239	P4239
1"	1.000	1.415	2	M12x1.0	M12x1.0	—	—	NA	P4251
1"	1.000	—	2	M10x1.0	M12x1.0	—	Plastic	NA	P4257
1"	1.000	—	2	M13x1.5	M13x1.5	—	Plastic	M4274	P4274
1"	1.000	—	2	M12x1.0	M12x1.0	—	Plastic	NA	P4281
1"	1.000	1.260	3	M12x1.0	M12x1.0	M12X1.5	Plastic	NA	P4286
1"	1.000	1.380	3	M10x1.0	M10x1.0	M10X1.0	Plastic	M4308	P4308
1"	1.000	1.617	2	M12x1.0	M12x1.0	—	—	NA	P4321
1"	1.000	1.419	2	M12x1.0	M12x1.0	—	—	NA	P4322
1"	1.000	—	2	M10x1.0	M10x1.0	—	Plastic	M4337	P4337
1"	1.000	—	2	M10x1.0	M10x1.0	M7x1.0	Plastic	NA	P4364
1"	1.000	—	2	M10x1.0	M10x1.0	—	Plastic	NA	P4365
1"	1.000	—	2	M10x1.0	M10x1.0	—	Plastic	NA	P4376
1"	1.000	—	4	M10x1.0	M10x1.0	(2) M16 x 1.0	Plastic	NA	P4411
1"	1.000	—	2	M12x1.0	M12x1.0	—	—	NA	P4420
1"	1.000	—	2	M10x1.0	M10x1.0	—	Plastic	NA	P4422
1"	1.000	—	3	M10x1.0	M10x1.0	M6x1.0	Plastic	NA	P4449
1"	1.000	1.419	2	M12x1.0	M12x1.0	—	Plastic	M4462M	P4462
1"	1.000	1.419	2	M12x1.0	M12x1.0	—	Plastic	NA	P4462
1"	1.000	1.415	3	M12x1.0	M12x1.0	M12X1.5	Plastic	NA	P4530
1"	1.000	—	2	M10x1.0	M12x1.0	—	—	M4537	P4537
1"	1.000	—	2	M12x1.0	M12x1.0	—	—	M4538	P4538
1"	1.000	—	2	M14x1.5	M14x1.5	—	Plastic	M4547	P4547
1"	1.000	—	2	M14x1.5	M14x1.5	—	Plastic	NA	P4548
1"	1.000	—	2	M13x1.5	M13x1.5	—	Plastic	M4549	P4549
1"	1.000	—	2	M18x1.5	9/16x18	—	Plastic	M4557	P4557
1"	1.000	—	3	M10x1.0	M10x1.0	M16x1.0	Plastic	M4565	P4565
1"	1.000	1.415	2	M12x1.0	M12x1.0	—	Plastic	NA	P4575
1"	1.000	—	2	M12x1.0	M12x1.0	—	Remote	M4834	P4834

MASTER CYLINDER SPECIFICATIONS

Aluminum Casting by Bore Size

Specifications are provided for reference only. Use these specifications to match up with the original unit removed from the vehicle, the replacement part specifications and casting may differ but fit and function should be the same.

Primary Bore Size	Decimal Inch Conversion	Step Bore	Port(s)	Primary Port Dimension	Secondary Port Dimension	Other Port(s)/ Comments	OE Reservoir Type	NAPA Brakes (New)	NAPA Proformer (Reman)
1"	1.000	—	2	M10x1.0	M10x1.0	—	Plastic	M4837	P4837
1"	1.000	1.420	2	M12x1.0	M12x1.0	—	N/A	M4857	NA
1"	1.000	—	2	M10x1.0	M10x1.0	—	Plastic	NA	P4873
1"	1.000	—	2	M12x1.0	M12x1.0	—	Plastic	NA	P4894
1"	1.000	—	2	M12x1.0	M12x1.0	—	—	M4953	P4953
1"	1.000	—	2	7/16x24	7/16x24	—	Plastic	M4955	P4955
1"	1.000	—	2	M10x1.0	M10x1.0	—	Plastic	M4964	P4964
1"	1.000	—	2	M14x1.0	M14x1.0	—	Plastic	M5073	P5073
1"	1.000	1.415	2	M12x1.0	M12x1.0	—	Plastic	NA	P5115
1"	1.000	—	2	1/2x20	9/16x18	—	Plastic	NA	P91123
1"	1.003	—	2	M12x1.0	M12x1.0	—	Plastic	M3834	P3668
1 1/32"	1.031	—	2	1/2x20	9/16x20	—	Plastic	NA	P2372
1 1/32"	1.031	—	2	1/2x20	9/16x20	—	Plastic	M2373	P2373
1 1/32"	1.031	—	2	3/8x24	7/16x24	—	Plastic	NA	P3267
1 1/32"	1.031	—	4	3/8x24	7/16x24	2X (3/8x24)	Plastic	NA	P3268
1 1/32"	1.031	—	2	M12x1.0	M14x1.5	—	Plastic	NA	P3478
1 1/32"	1.031	1.415	2	1/2x20	9/16x20	—	Plastic	M3508	P3508
1 1/32"	1.031	—	2	1/2x20	9/16x20	—	Plastic	M3510	P3510
1 1/16"	1.062	—	2	M10x1.0	M10x1.0	—	Plastic	M3131	P3131
1 1/16"	1.062	—	2	M10x1.0	M10x1.0	—	Plastic	M3140	P3140
1 1/16"	1.062	—	2	M10x1.0	M10x1.0	—	Plastic	M3150	P3150
1 1/16"	1.062	—	2	M10x1.0	M10x1.0	—	Plastic	NA	P3169
1 1/16"	1.062	1.415	2	M10x1.0	M12x1.0	—	Plastic	M3189	P3189
1 1/16"	1.062	1.340	2	3/8x24	7/16x24	—	Plastic	M3190	P3190
1 1/16"	1.062	—	2	M10x1.0	M10x1.0	—	—	NA	P3195
1 1/16"	1.062	—	2	M10x1.0	M10x1.0	—	—	NA	P3196
1 1/16"	1.062	—	2	M10x1.0	M10x1.0	—	Plastic	NA	P3197
1 1/16"	1.062	—	2	M10x1.0	M10x1.0	—	Plastic	NA	P3198
1 1/16"	1.062	—	3	M18x1.5	9/16x18	3/8x24	Plastic	M3242	P3242
1 1/16"	1.062	—	3	M18x1.5	M10x1.0	M10X1.0	Plastic	NA	P3243
1 1/16"	1.062	—	2	M10x1.0	M12x1.0	—	Plastic	M3244	P3244
1 1/16"	1.062	—	4	M18x1.5	M10x1.0	3/8X24,M10X1.0	Plastic	M3245	P3245
1 1/16"	1.062	—	2	M10x1.0	M12x1.0	—	Plastic	M3246	P3246
1 1/16"	1.062	—	3	M10x1.0	M12x1.0	3/8X24	Plastic	M3247	P3247
1 1/16"	1.062	—	3	M10x1.0	M10x1.0	3/8x24	Plastic	M3248	P3248
1 1/16"	1.062	—	3	M18x1.5	M10x1.0	M10X1.0	Plastic	M3250	P3250
1 1/16"	1.062	—	3	M18x1.5	M10x1.0	M10X1.0	Plastic	M4835	P3250
1 1/16"	1.062	34MM	2	M10x1.0	M12x1.0	—	Plastic	M3259	P3259
1 1/16"	1.062	34MM	2	M10x1.0	M12x1.0	—	Plastic	M3731	P3259
1 1/16"	1.062	—	2	M10x1.0	M10x1.0	—	Plastic	M3261	P3261
1 1/16"	1.062	—	2	M10x1.0	M10x1.0	—	Plastic	M3262	P3262
1 1/16"	1.062	—	2	M10x1.0	M10x1.0	—	Plastic	M3274	P3274
1 1/16"	1.062	—	2	M10x1.0	M10x1.0	—	Plastic	NA	P3275
1 1/16"	1.062	—	2	M10x1.0	M10x1.0	—	Plastic	NA	P3276
1 1/16"	1.062	—	2	M10x1.0	M12x1.0	—	Plastic	M3280	P3280
1 1/16"	1.062	—	2	M10x1.0	M10x1.0	—	Remote	NA	P3302
1 1/16"	1.062	—	2	M10x1.0	M18x1.0	—	Plastic	M3310	P3310
1 1/16"	1.062	—	3	M12x1.0	M12x1.0	3/8X24	Plastic	M3313	P3313
1 1/16"	1.062	36MM	2	M12x1.0	M12x1.0	—	Plastic	M3343	P3343
1 1/16"	1.062	1.338	4	M10x1.0, M12x1.0	M10x1.0, M12x1.0	—	Plastic	NA	P3346
1 1/16"	1.062	—	3	M10x1.0	3/8x24	M18x1.0	Plastic	M3350	P3350

SPECIFICATION GUIDE

MASTER CYLINDER SPECIFICATIONS

Aluminum Casting by Bore Size

Specifications are provided for reference only. Use these specifications to match up with the original unit removed from the vehicle, the replacement part specifications and casting may differ but fit and function should be the same.

Primary Bore Size	Decimal Inch Conversion	Step Bore	Port(s)	Primary Port Dimension	Secondary Port Dimension	Other Port(s)/ Comments	OE Reservoir Type	NAPA Brakes (New)	NAPA Proformer (Reman)
1 1/16"	1.062	—	3	M10x1.0	M18x1.0	M10X1.0	Plastic	M3412	P3412
1 1/16"	1.062	—	4	M10x1.0	M12x1.0	M10X1.0,3/8X24	Plastic	M3413	P3413
1 1/16"	1.062	—	4	M10x1.0	M18x1.0	3/8X24	Plastic	M3414	P3414
1 1/16"	1.062	—	2	M10x1.0	M10x1.0	—	Plastic	M3424	P3424
1 1/16"	1.062	—	2	M10x1.0	M12x1.0	—	Plastic	M3459	P3459
1 1/16"	1.062	1.415	2	M10x1.0	M10x1.0	—	Plastic	M3482	P3482
1 1/16"	1.062	—	2	M10x1.0	M10x1.0	—	Plastic	M3485	P3485
1 1/16"	1.062	—	4	M10x1.0	M10x1.0	M10X1.0	Plastic	M3488	P3488
1 1/16"	1.062	—	4	M10x1.0	M12x1.0	2 X M10X1.0	Plastic	M3489	P3489
1 1/16"	1.062	1.340	2	M10x1.0	M12x1.0	—	Plastic	M3517	P3517
1 1/16"	1.062	1.340	2	9/16x18	1/2x20	—	Plastic	M3518	P3518
1 1/16"	1.062	1.415	2	M12x1.0	M12x1.0	—	Plastic	M3522	P3522
1 1/16"	1.062	—	2	M10x1.0	M10x1.0	—	Plastic	M3523	P3523
1 1/16"	1.062	1.245	2	M12x1.0	M12x1.0	—	Plastic	M3524	P3524
1 1/16"	1.062	1.340	2	7/16x24	7/16x24	—	Plastic	M3526	P3526
1 1/16"	1.062	—	3	M10x1.0	3/8x24	—	Plastic	M3528	P3528
1 1/16"	1.062	—	3	2 x M12x1.0	3/8x24	—	Plastic	M3557	P3557
1 1/16"	1.062	1.25	2	M10x1.0	M10x1.0	—	Plastic	NA	P3565
1 1/16"	1.062	1.25	2	M10x1.0	M10x1.0	—	Plastic	NA	P3579
1 1/16"	1.062	1.340	2	M12x1.0	M12x1.0	—	Plastic	NA	P3617
1 1/16"	1.062	1.415	4	M10x1.0	M10x1.0	—	Plastic	NA	P3650
1 1/16"	1.062	1.415	2	M10x1.0	M10x1.0	—	Plastic	M3662	P3662
1 1/16"	1.062	36MM	3	M12x1.0	M12x1.0	3/8X24	—	M3678	P3678
1 1/16"	1.062	—	2	M10x1.0	M10x1.0	—	—	NA	P3702
1 1/16"	1.062	—	2	M10x1.0	M10x1.0	—	Plastic	M3711	P3711
1 1/16"	1.062	1.420	3	M12x1.0	M12x1.0	—	—	NA	P3719
1 1/16"	1.062	1.420	2	M14x1.5	M14x1.5	—	Plastic	M3725	P3725
1 1/16"	1.062	1.415	2	M12x1.0	M12x1.0	—	Plastic	M3768	P3768
1 1/16"	1.062	1.415	2	M12x1.0	M12x1.0	—	Plastic	NA	P3783
1 1/16"	1.062	1.415	3	M12x1.0	M12x1.0	—	Plastic	NA	P3797
1 1/16"	1.062	—	3	M10x1.0	M12x1.0	M10X1.0	Plastic	M3806	P3806
1 1/16"	1.062	1.408	2	M12x1.0	M12x1.0	—	Plastic	M3813	P3813
1 1/16"	1.062	1.415	2	M12x1.0	M12x1.0	—	Plastic	M3816	P3816
1 1/16"	1.062	—	2	1/2x20	1/2x20	—	Plastic	M3824	P3824
1 1/16"	1.062	1.420	2	M12x1.0	M12x1.0	—	Plastic	M3825	P3825
1 1/16"	1.062	1.419	3	M12x1.0	M12x1.0	M12X1.0	—	M3830	P3830
1 1/16"	1.062	1.345	2	M12x1.0	M12x1.0	—	Plastic	M3834	P3834
1 1/16"	1.062	1.415	3	M10x1.0	M10x1.0	3/8X24	Plastic	NA	P3838
1 1/16"	1.062	1.67	2	7/16x24	3/8x24	—	Plastic	M3856	P3856
1 1/16"	1.062	—	3	M12x1.0	M12x1.0	—	Plastic	NA	P3860
1 1/16"	1.062	—	2	7/16x24	3/8x24	—	Plastic	M3868	P3868
1 1/16"	1.062	—	2	M10x1.0	M12x1.0	—	Plastic	M3876	P3876
1 1/16"	1.062	—	2	M10x1.0	M10x1.0	—	—	NA	P3897
1 1/16"	1.062	1.415	2	M14x1.5	M14x1.5	—	Plastic	M3912	P3912
1 1/16"	1.062	1.421	2	M12x1.0	M12x1.0	—	Plastic	M3915	P3915
1 1/16"	1.062	1.421	2	M12x1.0	M12x1.0	—	Plastic	M3915M	P3915
1 1/16"	1.062	1.415	2	M12x1.0	M12x1.0	—	—	NA	P3923
1 1/16"	1.062	—	2	M12x1.0	M12x1.0	—	Plastic	M3934	P3934
1 1/16"	1.062	1.412	2	M12x1.0	M12x1.0	—	—	NA	P3942
1 1/16"	1.062	1.420	2	M12x1.0	M12x1.0	—	—	NA	P3946
1 1/16"	1.062	—	2	M10x1.0	M10x1.0	—	Plastic	NA	P3953
1 1/16"	1.062	1.421	2	M12x1.0	M12x1.0	—	Plastic	M3971	P3971

MASTER CYLINDER SPECIFICATIONS

Aluminum Casting by Bore Size

Specifications are provided for reference only. Use these specifications to match up with the original unit removed from the vehicle, the replacement part specifications and casting may differ but fit and function should be the same.

Primary Bore Size	Decimal Inch Conversion	Step Bore	Port(s)	Primary Port Dimension	Secondary Port Dimension	Other Port(s)/ Comments	OE Reservoir Type	NAPA Brakes (New)	NAPA Proformer (Reman)
1 1/16"	1.062	1.415	3	M12x1.0	M12x1.0	3/8X24	—	NA	P3993
1 1/16"	1.062	1.421	2	M10x1.0	M10x1.0	—	Plastic	NA	P4012
1 1/16"	1.062	1.420	2	M12x1.0	M12x1.0	—	Plastic	M4018	P4018
1 1/16"	1.062	—	2	M10x1.0	M10x1.0	—	Plastic	M4045	P4045
1 1/16"	1.062	1.420	2	M12x1.0	M12x1.0	—	—	NA	P4114
1 1/16"	1.062	1.419	2	M12x1.0	M12x1.0	—	—	NA	P4119
1 1/16"	1.062	1.260	2	M12x1.0	M12x1.0	—	Plastic	NA	P4122
1 1/16"	1.062	1.617	2	M14x1.5	M14x1.5	—	Plastic	NA	P4154
1 1/16"	1.062	1.610	2	M12x1.0	M12x1.0	—	—	M4166	P4166
1 1/16"	1.062	—	2	M10x1.0	M10x1.0	—	Plastic	NA	P4306
1 1/16"	1.062	1.340	2	M10x1.0	M10x1.0	—	Plastic	NA	P4375
1 1/16"	1.062	—	2	M10x1.0	M10x1.0	—	Plastic	NA	P4407
1 1/16"	1.062	—	2	M12x1.0	M12x1.0	—	Plastic	NA	P4461
1 1/16"	1.062	1.420	2	M12x1.0	M12x1.0	—	—	NA	P4485
1 1/16"	1.062	—	2	M18x1.5	9/16x18	—	Plastic	M4558	P4559
1 1/16"	1.062	—	2	M14x1.5	M14x1.5	—	Plastic	M4623	P4623
1 1/16"	1.062	1.415	2	M14x1.5	M14x1.5	—	Plastic	M4646	P4646
1 1/16"	1.062	—	2	M14x1.5	M14x1.5	—	Plastic	M4671	P4671
1 1/16"	1.062	—	2	M14x1.5	M14x1.5	—	Plastic	M4671A	P4671
1 1/16"	1.062	—	2	M12x1.5	M12x1.5	—	Plastic	M94572	P4682
1 1/16"	1.062	1.415	3	M12x1.0	M12x1.0	M12X1.0	Plastic	M4689	P4689
1 1/16"	1.062	1.415	2	M14x1.5	M14x1.5	—	Plastic	M4750	P4750
1 1/16"	1.062	—	2	M12x1.0	M12x1.0	—	—	NA	P4753
1 1/16"	1.062	—	2	7/16x24	3/8x24	—	Plastic	M4884	NA
1 1/16"	1.062	—	2	M12x1.0	M12x1.0	—	Plastic	NA	P4897
1 1/16"	1.062	—	2	M14x1.5	M12x1.5	—	Plastic	NA	P4900
1 1/16"	1.062	1.419	3	M10x1.0	M12x1.0	—	Plastic	NA	P4966
1 1/16"	1.062	1.41	2	M10x1.0	M10x1.0	—	Plastic	NA	P4970
1 1/16"	1.062	—	2	M14x1.5	M14x1.5	—	Plastic	NA	P4994
1 1/8"	1.125	—	2	1/2x20	9/16x20	—	Plastic	NA	P2411M
1 1/8"	1.125	40MM	2	1/2x20	9/16x18	—	Plastic	M2421	P2421
1 1/8"	1.125	40MM	2	1/2x20	9/16x18	—	Plastic	NA	P2422
1 1/8"	1.125	40MM	2	1/2x20	9/16x18	—	Plastic	M2424	P2424
1 1/8"	1.125	—	2	9/16x18	7/16x24	—	Integral	M2448	P2448
1 1/8"	1.125	—	2	9/16x18	7/16x24	—	Integral	NA	P2448BX
1 1/8"	1.125	40MM	2	1/2x20	9/16x18	—	Plastic	NA	P2562
1 1/8"	1.125	40MM	2	1/2x20	9/16x18	—	Plastic	M2609	P2609
1 1/8"	1.125	—	2	1/2x20	9/16x20	—	Plastic	M3090	P3090
1 1/8"	1.125	40MM	2	M11x1.5	M12x1.0	—	Plastic	M3108	P3108
1 1/8"	1.125	1.574	2	M11x1.5	M12x1.0	—	Plastic	M3220	P3220
1 1/8"	1.125	40MM	2	M11x1.5	M12x1.0	—	Plastic	NA	P3236
1 1/8"	1.125	40MM	2	M11x1.5	M12x1.0	—	Plastic	M3237	P3237
1 1/8"	1.125	40MM	2	1/2x20	9/16x18	—	Plastic	NA	P3238
1 1/8"	1.125	—	2	1/2x20	9/16x18	—	Plastic	M3314	P3314
1 1/8"	1.125	1.71	2	M18x1.5	9/16x18	—	Plastic	M3345	P3345
1 1/8"	1.125	—	3	M18x1.5	9/16x18	3/8X24	Plastic	M3502	P3502
1 1/8"	1.125	—	2	9/16x18	1/2x20	—	Plastic	M3512	P3512
1 1/8"	1.125	1.420	3	2 x M12x1.0	M14x1.5	—	Plastic	M3581	P3581
1 1/8"	1.125	1.415	2	M14x1.5	M12x1.0	—	Plastic	M3632	P3632
1 1/8"	1.125	—	2	1/2x20	1/2x20	—	Plastic	M3633	P3633
1 1/8"	1.125	—	2	M12x1.0	M10x1.0	—	Plastic	M3635	P3635
1 1/8"	1.125	—	2	1/2x20	1/2x20	—	Plastic	M3744	P3744

SPECIFICATION GUIDE

MASTER CYLINDER SPECIFICATIONS

Aluminum Casting by Bore Size

Specifications are provided for reference only. Use these specifications to match up with the original unit removed from the vehicle, the replacement part specifications and casting may differ but fit and function should be the same.

SPECIFICATION GUIDE

Primary Bore Size	Decimal Inch Conversion	Step Bore	Port(s)	Primary Port Dimension	Secondary Port Dimension	Other Port(s)/ Comments	OE Reservoir Type	NAPA Brakes (New)	NAPA Proformer (Reman)
1 1/8"	1.125	1.39	4	M12x1.0	M12x1.0	—	Plastic	NA	P3790
1 1/8"	1.125	1.650	2	M10x1.0	M12x1.5	—	Plastic	M3803	P3803
1 1/8"	1.125	—	2	M12x1.0	M12x1.0	—	Plastic	M3871	P3871
1 1/8"	1.125	—	2	M12x1.0	M12x1.0	—	Plastic	M3908	P3908
1 1/8"	1.125	—	2	M10x1.0	M10x1.0	—	Plastic	NA	P3911
1 1/8"	1.125	—	2	M10x1.0	M10x1.0	—	Plastic	M4067	P4067
1 1/8"	1.125	1.650	2	M10x1.0	M12x1.0	—	Plastic	M4195	P4195
1 1/8"	1.125	—	2	M10x1.0	M10x1.0	—	Remote	M4293	P4293
1 1/8"	1.125	—	2	M10x1.0	M10x1.0	—	Plastic	NA	P4519
1 1/8"	1.125	—	2	M18x1.5	9/16x18	—	Plastic	M4558	P4558
1 1/8"	1.125	—	2	M14x1.5	M10x1.0	—	Plastic	M4754	P4754
1 1/8"	1.125	1.537	2	M14x1.5	M14x1.5	—	Plastic	NA	P5077
1 1/8"	1.125	—	3	M18x1.5	9/16x18	3/8x24	Plastic	M93241	P93241
1 1/8"	1.125	1.71	3	M18x1.5	9/16x18	3/8x24	Plastic	M93434	P93434
1 3/16"	1.187	1.540	4	M12x1.0	M12x1.0	—	Plastic	NA	P14651
1 3/16"	1.187	—	3	7/16x24	9/16x18	3/8X24	Plastic	M3584	P3584
1 3/16"	1.187	1.392	4	M12x1.0	M12x1.0	—	Plastic	M3690	P3690
1 3/16"	1.187	—	2	7/16x24	9/16x18	—	Plastic	NA	P3757
1 3/16"	1.187	1.650	2	7/16x24	1/2x20	—	Plastic	NA	P3842
1 3/16"	1.187	—	2	M14x1.5	M12x1.5	—	Plastic	M4949	P4949
1 3/16"	1.187	1.500	2	M12x1.0	M12x1.0	—	Plastic	M3877	P4989
1 3/16"	1.187	—	2	M14x1.5	M12x1.5	—	Plastic	NA	P5030
1 1/4"	1.25	40MM	2	1/2x20	9/16x18	—	Plastic	M2580	P2580
1 1/4"	1.25	—	2	1/2x20	9/16x18	—	Plastic	M2904	P2904
1 1/4"	1.25	—	2	1/2x20	9/16x18	—	Plastic	M3085	P3085
1 1/4"	1.25	—	2	1/2x20	9/16x18	—	Plastic	M3086	P3086
1 1/4"	1.25	—	2	M11x1.5	M12x1.0	—	Plastic	NA	P3216
1 1/4"	1.25	—	2	M11x1.5	M12x1.0	—	Plastic	M3234	P3234
1 1/4"	1.25	—	2	1/2x20	9/16x18	—	Plastic	M3235	P3235
1 1/4"	1.25	—	2	1/2x20	9/16x18	—	Plastic	M3290	P3290
1 1/4"	1.25	—	2	1/2x20	9/16x18	—	Plastic	M3308	P3308
1 1/4"	1.25	—	2	1/2x20	9/16x18	—	Plastic	M3330	P3330
1 1/4"	1.25	1.71	2	7/16x24	9/16x18	—	Plastic	M3348	P3348
1 1/4"	1.25	1.71	3	M18x1.5	9/16x18	3/8x24	Plastic	M3349	P3349
1 1/4"	1.25	—	2	M18x1.5	9/16x18	—	Plastic	M3378	P3378
1 1/4"	1.25	—	3	M18x1.5	9/16x18	3/8X24	Plastic	M3379	P3379
1 1/4"	1.25	—	3	7/16x24	9/16x18	3/8X24	Plastic	M3411	P3411
1 1/4"	1.25	1.71	2	M18x1.5	9/16x18	—	Plastic	M3415	P3415
1 1/4"	1.25	—	2	M10x1.0	M12x1.0	—	Plastic	M3418	P3418
1 1/4"	1.25	—	2	M10x1.0	M12x1.0	—	Plastic	M3464	P3464
1 1/4"	1.25	—	3	9/16x18	7/16x24	3/8X24	Plastic	M3636	P3636
1 1/4"	1.25	—	2	9/16x18	7/16x24	—	Plastic	M3638	P3638
1 1/4"	1.25	—	2	1/2x20	1/2x20	—	Plastic	M3652	P3652
1 1/4"	1.25	1.650	2	M12x1.0	M13x1.5	—	Plastic	M3673	P3673
1 1/4"	1.25	1.650	2	M12x1.0	M13x1.5	—	Plastic	M3676	P3676
1 1/4"	1.25	—	2	M12x1.0	M12x1.0	—	Plastic	M3818	P3818
1 1/4"	1.25	1.79	2	1/2x20	7/16x24	—	Plastic	M3867	P3867
1 1/4"	1.25	—	2	7/16x24	1/2x20	—	Plastic	M3887	P3887
1 1/4"	1.25	1.79	2	M10x1.0	M12x1.0	—	Plastic	M3894	P3894
1 1/4"	1.25	—	2	M14x1.5	M14x1.5	—	Plastic	M4749	P4749
1 5/16"	1.312	—	3	M18x1.5	9/16x18	3/8x24	Plastic	M3240	P3240
1 5/16"	1.312	—	2	M10x1.0	M12x1.0	—	Plastic	M3470	P3470

MASTER CYLINDER SPECIFICATIONS

Aluminum Casting by Bore Size

Specifications are provided for reference only. Use these specifications to match up with the original unit removed from the vehicle, the replacement part specifications and casting may differ but fit and function should be the same.

Primary Bore Size	Decimal Inch Conversion	Step Bore	Port(s)	Primary Port Dimension	Secondary Port Dimension	Other Port(s)/ Comments	OE Reservoir Type	NAPA Brakes (New)	NAPA Proformer (Reman)
1 5/16"	1.312	1.790	2	M10x1.0	M12x1.0	—	Plastic	M3479	P3479
1 5/16"	1.312	—	2	9/16x18	7/16x24	—	Plastic	M3486	P3486
1 5/16"	1.312	—	2	9/16x18	7/16x24	—	Plastic	M3487	P3487
1 5/16"	1.312	1.790	2	M10x1.0	M12x1.0	—	Plastic	M3643	P3643
1 5/16"	1.312	—	3	7/16x24	9/16x18	3/8X24	Plastic	NA	P3661
1 5/16"	1.312	1.795	4	M10x1.0	M12x1.0	3/8X24	Plastic	M3773	P3773
1 5/16"	1.312	1.795	2	M10x1.0	M12x1.0	—	Plastic	M3773	P3802
1 5/16"	1.312	—	2	M10x1.0	M12x1.0	—	Plastic	M3819	P3819
1 5/16"	1.312	1.790	3	M14x1.5	M12x1.0	3/8X24	Plastic	NA	P3862
1 5/16"	1.312	—	2	M12x1.5	M10x1.5	—	Plastic	M4033	P4033
1 5/16"	1.312	1.795	3	M12x1.0	M10x1.0	3/8X24	Plastic	M4443	P4432
1 5/16"	1.312	1.795	4	M12x1.0	M10x1.0	3/8X24	Plastic	M4443	P4443
1 5/16"	1.312	—	2	M18x1.5	9/16x18	—	Plastic	M4566	P4566
1 5/16"	1.312	—	2	M14x1.5	M14x1.5	—	Plastic	NA	P4695
1 5/16"	1.312	—	2	M12x1.0	M12x1.0	—	Plastic	NA	P4700
1 5/16"	1.312	—	2	M12x1.5	M10x1.5	—	Plastic	M4764	P4764
1 5/16"	1.312	—	2	M14x1.5	M12x1.5	—	Plastic	NA	P4766
1 5/16"	1.312	—	2	M10x1.0	M12x1.0	—	Plastic	M4988	P4988
1 5/16"	1.312	—	2	M14x1.5	M12x1.0	—	Plastic	NA	P5185
34MM	1.338	—	2	1/2x20	1/2x20	—	Plastic	M3432	P3432
34MM	1.338	—	2	M12x1.0	M12x1.0	—	Plastic	NA	P3558
34MM	1.338	—	2	1/2x20	1/2x20	—	Plastic	M3651	P3651
34MM	1.338	—	2	1/2x20	1/2x20	—	Plastic	M3651B	P3651
34MM	1.338	—	2	M13x1.5	M13x1.5	—	Plastic	M3932	P3932
34MM	1.338	—	2	M12x1.0	M12x1.0	—	Plastic	M4269	P4269
34MM	1.343	—	2	M14x1.5	M14x1.5	—	Plastic	M4268	P4268
1 3/8"	1.375	—	3	7/16x24	9/16x18	3/8X24	Plastic	M3435	P3435
1 3/8"	1.375	—	2	7/16x24	9/16x18	—	Plastic	M3436	P3436
1 3/8"	1.375	—	3	7/16x24	9/16x18	3/8X24	Plastic	NA	P3741
1 3/8"	1.375	—	2	7/16x24	9/16x18	—	Plastic	NA	P3742
1 3/8"	1.375	—	2	M12x1.5 W/SEAT	M10 x1.5 @ 3:00	—	Plastic	M4031	P4031
1 3/8"	1.375	—	3	M12x1.0	M10x1.5	—	Plastic	NA	P4765
37MM	1.456	—	2	1/2x20	1/2x20	—	Plastic	M3431	P3431
37MM	1.456	—	2	1/2x20	1/2x20	—	Plastic	M3637	P3637
37MM	1.456	—	2	1/2x20	1/2x20	—	Plastic	M3657	P3657
37MM	1.456	—	2	M12x1.0	M12x1.0	—	Plastic	M4848	P3882
37MM	1.456	—	2	M14x1.5	M14x1.5	—	Plastic	M3917	P3917
37MM	1.456	—	3	M12x1.0	M10x1.5	M12X1.0	Plastic	M4848	P4848
1 1/2"	1.5	—	3	M10x1.0	M12x1.0	3/8X24	Plastic	M3805	P3804
1 1/2"	1.5	—	4	M10x1.0	M12x1.0	3/8X24	Plastic	M3805	P3805
1 1/2"	1.5	—	3	M12x1.0	M10x1.0	3/8X24	Plastic	M4032	P4032
1 1/2"	1.5	—	4	M12x1.0	M10x1.0	3/8X24	Plastic	M4332	P4332
1 1/2"	1.5	—	2	7/16x24	7/16x24	—	Plastic	NA	P4342
1 1/2"	1.5	—	2	M12x1.0	M12x1.0	—	Plastic	M4570	P4570
1 1/2"	1.5	—	2	M14x1.5	M14x1.5	—	Plastic	M4668	P4668
1 1/2"	1.5	—	3	1/4x18	1/8x27	3/8 X 18	Integral	NA	P785
40MM	40MM	—	2	9/16x18	1/2x20	—	Plastic	M3159	P3159
40MM	40MM	—	2	9/16x18	1/2x20	—	Plastic	M3305	P3305
40MM	40MM	—	2	9/16x18	1/2x20	—	Plastic	M4349	P4349

SPECIFICATION GUIDE

MASTER CYLINDER SPECIFICATIONS

Cast Iron Casting by Bore Size

Specifications are provided for reference only. Use these specifications to match up with the original unit removed from the vehicle, the replacement part specifications and casting may differ but fit and function should be the same.

Primary Bore Size	Decimal Inch Conversion	Step Bore	Port(s)	Primary Port Dimension	Secondary Port Dimension	Other Port(s)/ Comments	OE Reservoir Type	NAPA Brakes (New)	NAPA Proformer (Reman)
5/8"	0.625	0.875	2	M10x1.0	M10x1.0	—	Plastic	NA	P2203
5/8"	0.625	0.875	2	M10x1.0	M10x1.0	—	Plastic	M2472	P2472
11/16"	0.687	—	4	N/A	M10x1.0	—	Plastic	M35125	NA
11/16"	0.687	—	4	M10x1.0	M10x1.0	—	Remote	M36272	NA
11/16"	0.687	—	4	M10x1.0	M10x1.0	1/8x27 NPT	Integral	NA	P2099
11/16"	0.687	—	2	M16x1.0	M16x1.0	—	Plastic	NA	P2308
11/16"	0.687	—	6	M10x1.0	M10x1.0	4X (M10x1.0)	Remote	NA	P2377
11/16"	0.687	0.875	2	M10x1.0	M10x1.0	—	Plastic	NA	P3121
11/16"	0.687	0.875	2	M10x1.0	M10x1.0	—	Plastic	M92842	P92842
3/4"	0.700	—	4	M10x1.0	M12x1.0	2X (M10x1.0)	Plastic	NA	P2375
3/4"	0.709	—	2	7/16x20	3/8x24	—	Plastic	NA	P2459
3/4"	0.750	—	2	9/16x18	1/2x20	—	Integral	M2049	P2049
3/4"	0.750	—	2	M10x1.0	M10x1.0	—	Integral	NA	P2096
3/4"	0.750	—	4	M10x1.0	M10x1.0	2X (M10x1.0)	Remote	M2102	P2102
3/4"	0.750	—	5	M10x1.0	M10x1.0	—	Remote	NA	P2107
3/4"	0.750	—	5	M10x1.0	M10x1.0	3X (M10x1.0)	Remote	M2110	P2110
3/4"	0.750	—	2	9/16x18	1/2x20	—	Integral	NA	P2162
3/4"	0.750	—	4	M10x1.0	M10x1.0	2 ports w/sensors	Remote	NA	P2199
3/4"	0.750	—	2	3/8x24	3/8x24	—	Plastic	M2222	P2222
3/4"	0.750	—	2	1/2x20	9/16x18	—	Integral	NA	P2235
3/4"	0.750	—	2	1/2x20	9/16x18	—	Integral	NA	P2238
3/4"	0.750	—	2	1/2x20	9/16x18	—	Integral	NA	P2259
3/4"	0.750	—	2	M16x1.5	M16x1.5	—	Plastic	NA	P2276
3/4"	0.750	—	2	M10x1.0	M16x1.5	—	Plastic	NA	P2281
3/4"	0.750	—	2	1/2x20	9/16x18	—	Integral	NA	P2295
3/4"	0.750	—	4	M10x1.0	M10x1.0	2X (M10x1.0)	Plastic	NA	P2311
3/4"	0.750	—	2	M16x1.5	M16x1.5	—	Plastic	M2328	P2328
3/4"	0.750	—	4	M10x1.0	M12x1.0	2X (M10x1.0)	Plastic	NA	P2374
3/4"	0.750	—	4	M20x1.5	M20x1.5	M10x1.0	Plastic	NA	P2449
3/4"	0.750	26MM	3	M10x1.0	M10x1.0	Stop Light Switch	Remote	M32669	P2669
3/4"	0.750	25MM	3	M10x1.0	M10x1.0	M10x1.0	Remote	M2840	P2840
3/4"	0.750	28MM	3	M10x1.0	M10x1.0	M10x1.0	Plastic	M2877	P2877
3/4"	0.750	—	2	M10x1.0	M10x1.0	—	Plastic	M2938	P2938
3/4"	0.750	—	4	M10x1.0	M12x1.0	2X (M10x1.0)	Plastic	NA	P2994
3/4"	0.750	25MM	3	M10x1.0	M10x1.0	M10x1.0	Plastic	M3071	P3071
3/4"	0.750	—	1	1/2x20	—	—	Integral	M36469	P37020
3/4"	0.750	—	2	M10x1.25	M10x1.25	—	Plastic	NA	P92656
3/4"	0.750	1.1	3	M10x1.0	M10x1.0	M10x1.0	Remote	NA	P92671
3/4"	0.750	—	4	M10x1.0	M12x1.0	—	Plastic	NA	P92884
20MM	0.787	—	6	M10x1.0	M10x1.0	2X (M10x1.0) 2X (M12x1.0)	Remote	NA	P2471
13/16"	0.812	0.985	4	M12x1.0	M12x1.0	M10x1.0	Plastic	NA	P2091
13/16"	0.812	—	4	M12x1.0	M12x1.0	M10x1.0	Plastic	NA	P2092
13/16"	0.812	—	4	M10x1.0	M10x1.0	2X (M10x1.0)	Plastic	NA	P2093
13/16"	0.812	25MM	4	M10x1.0	M10x1.0	2X (M10x1.0)	Remote	M2269	P2269
13/16"	0.812	—	2	M16x1.5	M16x1.5	fittings to M10x1.0	Plastic	NA	P2279
13/16"	0.812	—	4	M10x1.0	M10x1.0	2X (M10x1.0)	Plastic	NA	P2306
13/16"	0.812	25MM	6	M10x1.0	M10x1.0	4X (M10x1.0)	Remote	NA	P2307
13/16"	0.812	—	2	M16x1.5	M16x1.5	—	Remote	NA	P2331
13/16"	0.812	—	2	M10x1.0	M10x1.0	—	Plastic	M2379	P2379
13/16"	0.812	—	2	M10x1.0	M10x1.0	—	Plastic	M2380	P2380
13/16"	0.812	—	2	M10x1.25	M10x1.25	—	Plastic	M2428	P2428
13/16"	0.812	—	3	M10x1.25	M10x1.25	M10x1.25	Remote	NA	P2429

MASTER CYLINDER SPECIFICATIONS

Cast Iron Casting by Bore Size

Specifications are provided for reference only. Use these specifications to match up with the original unit removed from the vehicle, the replacement part specifications and casting may differ but fit and function should be the same.

Primary Bore Size	Decimal Inch Conversion	Step Bore	Port(s)	Primary Port Dimension	Secondary Port Dimension	Other Port(s)/ Comments	OE Reservoir Type	NAPA Brakes (New)	NAPA Proformer (Reman)
13/16"	0.812	—	2	M10x1.0	M10x1.0	—	Plastic	M2444	P2444
13/16"	0.812	0.985	6	M10x1.0	M10x1.0	4X (M12x1.0)	Remote	NA	P2489
13/16"	0.812	—	3	M10x1.0	M10x1.0	M10x1.0	Plastic	M2492	P2492
13/16"	0.812	—	2	M10x1.0	M10x1.0	—	Plastic	NA	P2493
13/16"	0.812	—	2	M10x1.0	M10x1.0	—	Plastic	NA	P2494
13/16"	0.812	—	3	M10x1.0	M10x1.0	M10x1.0	Plastic	M2513	P2513
13/16"	0.812	—	3	M16x1.5	M10x1.25	M10x1.25	Remote	M2526	P2526
13/16"	0.812	—	2	M16x1.5	M16x1.5	—	Plastic	M2568	P2568
13/16"	0.812	25MM	4	M12x1.0	M12x1.0	2X (M10x1.0)	Remote	NA	P2592
13/16"	0.812	—	4	M10x1.0	M10x1.0	2X (M10x1.0)	Plastic	M2757	P2757
13/16"	0.812	25MM	4	M10x1.0	M10x1.0	2X (M10x1.0)	Remote	NA	P2759
13/16"	0.812	28MM	4	M10x1.0	M10x1.0	2X (M10x1.0)	Plastic	M2760	P2760
13/16"	0.812	1.418	4	M10x1.0	M10x1.0	2X (M10x1.0)	Plastic	NA	P2863
13/16"	0.812	1	3	M10x1.0	M10x1.0	M10x1.0	Plastic	M2866	P2866
13/16"	0.812	1	3	M10x1.0	M10x1.0	M10x1.0	Plastic	M2867	P2867
13/16"	0.812	—	4	M10x1.0	M12x1.0	2X (M10x1.0)	Plastic	NA	P2883
13/16"	0.812	30MM	2	M10x1.0	M10x1.0	—	Plastic	M2917	P2917
13/16"	0.812	1	2	M10x1.0	M10x1.0	—	Plastic	M2964	P2964
13/16"	0.812	—	4	M10x1.0	M10x1.0	2X (M10x1.0)	Plastic	NA	P2965
13/16"	0.812	25MM	5	M10x1.0	M10x1.0	M10x1.0	Plastic	NA	P2986
13/16"	0.812	—	4	M10x1.0	M10x1.0	M10x1.0 3/8x24	Plastic	NA	P2988
13/16"	0.812	—	2	M10x1.0	M10x1.0	—	Plastic	NA	P2991
13/16"	0.812	—	3	M10x1.0	M10x1.0	M10x1.0	Remote	NA	P3040
13/16"	0.812	28MM	4	M10x1.0	M10x1.0	2X (M10x1.0)	Remote	M3072	P3072
13/16"	0.812	0.937	2	M10x1.0	M10x1.0	—	Plastic	NA	P3380
13/16"	0.812	34MM	4	M10x1.0	M10x1.0	—	—	NA	P4569
13/16"	0.812	—	2	M16x1.5	M16x1.5	uses 2 fittings (M10x1.0)	Plastic	NA	P92803
21MM	0.827	—	2	M10x1.0	M10x1.0	—	Plastic	NA	P2225
21MM	0.827	—	3	M10x1.0	M10x1.0	M10x1.0	Plastic	NA	P2261
21MM	0.827	—	2	9/16x18	7/16x24	—	Integral	M2418	P2418
21MM	0.827	—	2	9/16x18	7/16x24	—	Integral	NA	P2419
21MM	0.827	—	4	M10x1.0	M10x1.0	2X (M10x1.0)	Remote	M2356	P2436
21MM	0.827	—	2	9/16x18	1/2x20	—	Integral	M2457	P2457
21MM	0.827	—	2	9/16x18	1/2x20	—	Integral	M2458	P2458
21MM	0.827	—	2	M10x1.0	M10x1.0	—	Remote	M2499	P2499
21MM	0.827	—	2	7/16x24	1/2x20	—	Integral	M2589	P2589
22MM	0.866	—	5	M10x1.0	M10x1.0	3X (M10x1.0)	Remote	M2356	P2356
22MM	0.866	25MM	6	M10x1.0	M10x1.0	4X (M10x1.0)	Remote	M2432	P2432
7/8"	0.875	—	2	1/2x20	—	—	Integral	M17916	NA
7/8"	0.875	—	4	M10x1.0	M10x1.0	—	Remote	NA	P2094
7/8"	0.875	—	5	M12x1.0	M12x1.0	3X (M10x1.0)	Remote	NA	P2109
7/8"	0.875	—	3	M10x1.0	M10x1.0	M10x1.0	Remote	NA	P2171
7/8"	0.875	—	2	3/8x24	3/8x24	—	Plastic	NA	P2202
7/8"	0.875	25MM	2	3/8x24	3/8x24	—	Plastic	M2204	P2204
7/8"	0.875	—	4	M10x1.0	M10x1.0	2X (M10x1.0)	Plastic	M2284	P2284
7/8"	0.875	—	2	1/2x20	9/16x18	—	Plastic	M2288	P2288
7/8"	0.875	—	2	1/2x20	9/16x18	—	Integral	NA	P2292
7/8"	0.875	—	2	1/2x20	7/16x24	—	Integral	NA	P2314
7/8"	0.875	—	2	1/2x20	7/16x24	—	Integral	M2315	P2315
7/8"	0.875	—	2	M16x1.5	M16x1.5	—	Remote	NA	P2332
7/8"	0.875	—	2	M16x1.5	M16x1.5	—	Remote	NA	P2334
7/8"	0.875	—	2	M10x1.25	M10x1.25	—	Remote	M2338	P2338

SPECIFICATION GUIDE

MASTER CYLINDER SPECIFICATIONS

Cast Iron Casting by Bore Size

Specifications are provided for reference only. Use these specifications to match up with the original unit removed from the vehicle, the replacement part specifications and casting may differ but fit and function should be the same.

Primary Bore Size	Decimal Inch Conversion	Step Bore	Port(s)	Primary Port Dimension	Secondary Port Dimension	Other Port(s)/ Comments	OE Reservoir Type	NAPA Brakes (New)	NAPA Proformer (Reman)
7/8"	0.875	—	2	M10x1.0	M10x1.0	—	Remote	M2352	P2352
7/8"	0.875	—	3	M22x1.5	M22x1.5	M8x1.25	Plastic	M2363	P2363
7/8"	0.875	—	2	M10x1.0	M10x1.0	—	Plastic	NA	P2365
7/8"	0.875	—	2	M10x1.0	M10x1.0	—	Plastic	NA	P2368
7/8"	0.875	—	2	M10x1.0	M10x1.0	—	Plastic	M2426	P2426
7/8"	0.875	—	3	M16x1.5	M10x1.25	M10x1.25	Remote	NA	P2430
7/8"	0.875	25MM	5	M10x1.0	M10x1.0	2X (M12x1.0)	Plastic	NA	P2431
7/8"	0.875	—	2	M10x1.0	M10x1.0	—	Plastic	NA	P2439
7/8"	0.875	—	3	M16x1.5	M10x1.25	M10x1.25	Remote	NA	P2441
7/8"	0.875	—	2	M10x1.0	M16x1.5	secondary port with fitting	Plastic	M2445	P2445
7/8"	0.875	—	3	M10x1.25	M10x1.25	M16x1.5	Remote	M2468	P2468
7/8"	0.875	—	2	9/16x18	1/2x20	—	Integral	M2478	P2478
7/8"	0.875	—	2	9/16x18	1/2x20	—	Integral	NA	P2479
7/8"	0.875	—	4	M12x1.0	M10x1.0	M12x1.0 M10x1.0	Remote	NA	P2514
7/8"	0.875	—	2	M10x1.0	M10x1.0	—	Plastic	M2764	P2764
7/8"	0.875	—	3	M10x1.0	M10x1.0	M10x1.0	Plastic	M2766	P2766
7/8"	0.875	—	3	M10x1.0	M10x1.0	M14x1.0	Plastic	NA	P2768
7/8"	0.875	—	2	M10x1.0	M10x1.0	—	Plastic	NA	P2769
7/8"	0.875	—	3	M10x1.0	M10x1.0	M10x1.0	Plastic	M2772	P2772
7/8"	0.875	—	3	M10x1.0	M16x1.5	M16x1.5	Plastic	M2788	P2788
7/8"	0.875	—	2	M10x1.0	M10x1.0	—	Plastic	M2793	P2793
7/8"	0.875	—	2	M16x1.5	M16x1.5	—	Plastic	M2805	P2805
7/8"	0.875	—	2	M10x1.0	M10x1.0	—	Plastic	NA	P2870
7/8"	0.875	—	2	M10x1.0	M10x1.0	—	Plastic	NA	P2871
7/8"	0.875	—	2	M10x1.0	M10x1.0	—	Plastic	NA	P2880
7/8"	0.875	—	2	M10x1.0	M10x1.0	—	Plastic	NA	P2881
7/8"	0.875	—	4	M13x1.5	M10x1.0	M11x1.5 M12x1.0	Plastic	M2897	P2897
7/8"	0.875	—	2	M10x1.0	M10x1.0	—	Plastic	M32947	P2947
7/8"	0.875	—	2	M10x1.0	M10x1.0	—	Plastic	M2954	P2954
7/8"	0.875	—	2	3/8x24	3/8x24	—	Plastic	M2963	P2963
7/8"	0.875	30MM	2	M10x1.0	M10x1.0	—	Plastic	M2993	P2993
7/8"	0.875	—	2	M10x1.0	M10x1.0	—	Plastic	M3014	P3014
7/8"	0.875	35MM	2	M10x1.0	M10x1.0	—	Plastic	M3025	P3025
7/8"	0.875	—	4	M10x1.0	M10x1.0	M14x1.0 M10x1.0	Plastic	NA	P3061
7/8"	0.875	34MM	3	M10x1.0	M10x1.0	M10x1.0	Plastic	M3065	P3065
7/8"	0.875	—	3	M10x1.0	M10x1.0	M10x1.0	Plastic	M3073	P3073
7/8"	0.875	—	2	M10x1.0	M10x1.0	—	Plastic	M3080	P3080
7/8"	0.875	—	2	M10x1.0	M10x1.0	—	Remote	NA	P3098
7/8"	0.875	—	4	M10x1.0	M10x1.0	2X (M20x1.0)	Plastic	NA	P3105
7/8"	0.875	—	3	M10x1.0	M12x1.0	M15x1.0	Remote	M3112	P3112
7/8"	0.875	—	4	M10x1.0	M10x1.0	2X (M10x1.0)	Plastic	M3119	P3119
7/8"	0.875	—	2	M10x1.0	M10x1.0	—	Plastic	M3155	P3155
7/8"	0.875	—	2	1/8x27 NPT	1/8x27 NPT	—	Integral	M36095	P36095
7/8"	0.875	—	1	7/16x24	—	—	Integral	M36242	P36242
7/8"	0.875	—	2	3/8x24	1/8x27 NPT	—	Integral	M36121	P36672
7/8"	0.875	—	1	7/16x24	—	—	Integral	M56193	P56193
7/8"	0.875	—	2	9/16x18	1/2x20	—	Plastic	M8590	P8590
7/8"	0.875	—	2	M10x1.0	M10x1.0	—	Plastic	M39962	P92763
7/8"	0.875	—	3	M10x1.0	M10x1.0	M10x1.0	Plastic	M92765	P92765
7/8"	0.875	—	4	M10x1.0	M10x1.0	M14x1.0	Plastic	M92767	P92767
7/8"	0.875	—	3	M10x1.0	M10x1.0	M14x1.0	Plastic	M92771	P92771
7/8"	0.875	—	2	M10x1.0	M16x1.5	—	Remote	NA	P92856

MASTER CYLINDER SPECIFICATIONS

Cast Iron Casting by Bore Size

Specifications are provided for reference only. Use these specifications to match up with the original unit removed from the vehicle, the replacement part specifications and casting may differ but fit and function should be the same.

Primary Bore Size	Decimal Inch Conversion	Step Bore	Port(s)	Primary Port Dimension	Secondary Port Dimension	Other Port(s)/ Comments	OE Reservoir Type	NAPA Brakes (New)	NAPA Proformer (Reman)
29/32"	0.906	—	1	1/2x20	—	—	Integral	M36917	P36917
15/16"	0.937	—	2	1/2x20	9/16x18	—	Integral	M1929	P1892
15/16"	0.937	—	2	3/8x24	9/16x18	—	Integral	M1930	P1896
15/16"	0.937	—	2	3/8x24	1/2x20	—	Integral	M1930	P1930
15/16"	0.937	—	2	3/8x24	1/2x20	—	Integral	NA	P2051
15/16"	0.937	—	2	7/16x24	9/16x18	—	Integral	NA	P2059
15/16"	0.937	—	2	9/16x18	1/2x20	—	Integral	NA	P2060
15/16"	0.937	—	2	1/2x20	9/16x20	—	Integral	M2067	P2067
15/16"	0.937	—	2	1/2x20	9/16x20	—	Integral	NA	P2067M
15/16"	0.937	—	2	7/16x24	1/2x20	—	Integral	M2077	P2077
15/16"	0.937	1.1	4	M10x1.0	M10x1.0	—	Remote	NA	P2111
15/16"	0.937	—	2	3/8x24	9/16x18	—	Integral	NA	P2120
15/16"	0.937	—	2	1/2x20	9/16x20	—	Integral	M2122	P2122
15/16"	0.937	—	2	1/2x20	7/16x24	—	Integral	M2139	P2139
15/16"	0.937	—	2	1/2x20	7/16x24	—	Integral	NA	P2140
15/16"	0.937	—	2	1/2x20	7/16x24	—	Integral	NA	P2144
15/16"	0.937	—	2	7/16x24	3/8x24	—	Integral	M2153	P2153
15/16"	0.937	—	2	9/16x18	7/16x24	—	Integral	M2165	P2165
15/16"	0.937	—	2	1/2x20	9/16x18	—	Integral	M2190	P2190
15/16"	0.937	—	3	M10x1.0	M10x1.0	M10x1.0	Plastic	NA	P2215
15/16"	0.937	—	2	1/2x20	9/16x20	—	Integral	NA	P2258
15/16"	0.937	—	2	M20x1.5	M20x1.5	2 Bleeder Valves	Plastic	NA	P2267
15/16"	0.937	—	2	M22x1.5	M22x1.5	—	Plastic	NA	P2275
15/16"	0.937	—	4	M10x1.0	M16x1.5	2X (1/8x27 NPT)	Plastic	NA	P2301
15/16"	0.937	—	2	M10x1.0	M10x1.0	—	Plastic	NA	P2402
15/16"	0.937	28MM	3	M10x1.0	M10x1.0	M10x1.0	Plastic	NA	P2470
15/16"	0.937	—	2	9/16x18	7/16x24	—	Integral	M2481	P2481
15/16"	0.937	—	2	M16x1.5	M16x1.5	—	Plastic	M2505	P2505
15/16"	0.937	—	2	1/2x20	9/16x18	—	Integral	M2506	P2506
15/16"	0.937	—	2	M16x1.5	M16x1.5	—	Plastic	M2569	P2569
15/16"	0.937	—	2	M16x1.5	M16x1.5	—	Remote	M2594	P2594
15/16"	0.937	—	2	M10x1.0	M10x1.0	—	Plastic	NA	P2715
15/16"	0.937	28MM	4	M10x1.0	M10x1.0	2X (M10x1.0)	Remote	M2758	P2758
15/16"	0.937	—	2	M10x1.0	M10x1.0	—	Plastic	M2794	P2794
15/16"	0.937	—	2	M10x1.0	M10x1.0	—	Plastic	M2799	P2799
15/16"	0.937	—	2	M10x1.0	M10x1.0	—	Plastic	M2872	P2872
15/16"	0.937	—	2	M10x1.0	M10x1.0	—	Plastic	M2875	P2875
15/16"	0.937	—	3	M10x1.0	M10x1.0	M10x1.0	Plastic	NA	P2920
15/16"	0.937	—	2	7/16x24	9/16x18	—	Plastic	M2927	P2927
15/16"	0.937	28MM	5	M10x1.0	M10x1.0	3X (M10x1.0)	Remote	NA	P2985
15/16"	0.937	1.078	3	M10x1.0	M10x1.0	M10x1.0	Remote	NA	P2992
15/16"	0.937	—	2	M20x1.5	M20x1.5	—	Plastic	M2998	P2998
15/16"	0.937	—	2	M10x1.0	M12x1.0	—	Remote	M3007	P3007
15/16"	0.937	—	4	M10x1.0	M10x1.0	2X (M10x1.0)	Plastic	M3011	P3011
15/16"	0.937	—	3	M10x1.0	M10x1.0	M10x1.0	Plastic	M3012	P3012
15/16"	0.937	—	2	M10x1.0	M12x1.0	—	Remote	NA	P3019
15/16"	0.937	—	4	M10x1.0	M10x1.0	2X (M12x1.0)	Remote	NA	P3043
15/16"	0.937	—	2	7/16x24	1/2x20	—	Integral	M3107	P3107
15/16"	0.937	1.320	4	M10x1.0	M10x1.0	2X (M10x1.0)	Remote	NA	P3120
15/16"	0.937	1.335	2	M10x1.0	M10x1.0	—	—	M3291	P3291
15/16"	0.937	1.340	2	M10x1.0	M12x1.0	—	—	M3292	P3292
15/16"	0.937	—	3	M18x1.0	M10x1.0	1/4X28	Plastic	M3327	P3327

SPECIFICATION GUIDE

MASTER CYLINDER SPECIFICATIONS

Cast Iron Casting by Bore Size

Specifications are provided for reference only. Use these specifications to match up with the original unit removed from the vehicle, the replacement part specifications and casting may differ but fit and function should be the same.

Primary Bore Size	Decimal Inch Conversion	Step Bore	Port(s)	Primary Port Dimension	Secondary Port Dimension	Other Port(s)/ Comments	OE Reservoir Type	NAPA Brakes (New)	NAPA Proformer (Reman)
15/16"	0.937	—	3	M10x1.0	M12x1.0	—	—	NA	P3361
15/16"	0.937	1.1	2	M10x1.0	M10x1.0	—	Remote	NA	P3369
15/16"	0.937	—	2	M10x1.0	M10x1.0	—	—	M3540	P3540
15/16"	0.937	—	2	M10x1.0	M10x1.0	—	—	M3893	P3540
15/16"	0.937	—	2	3/8x24	3/8x24	—	Integral	M36255	P36255
15/16"	0.937	—	2	1/8x27 NPT	1/8x27 NPT	—	Integral	M59972	P59972
15/16"	0.937	—	2	M10x1.0	M10x1.0	—	Remote	M92874	P92874
15/16"	0.937	—	2	M16x1.0	M16x1.0	—	Remote	M92957	P92957
24MM	0.944	—	2	9/16x18	1/2x20	—	Integral	NA	P2280
24MM	0.944	—	2	1/2x20	9/16x18	—	Plastic	M2289	P2289
24MM	0.944	—	2	1/2x20	9/16x18	—	Plastic	M2454	P2454
24MM	0.944	—	2	1/2x20	9/16x18	—	Plastic	M2456	P2456
24MM	0.944	—	2	1/2x20	9/16x18	—	Plastic	M2463	P2463
24MM	0.944	—	2	1/2x20	9/16x18	—	Plastic	M2474	P2474
24MM	0.944	36MM	4	M16x1.5	M12x1.0	M11x1.5 M16x1.5	Plastic	M2892	P2892
24MM	0.944	—	4	M13x1.5	M10x1.0	M11x1.5 M12x1.0	Plastic	M2898	P2898
24MM	0.944	1.25	2	1/2x20	9/16x18	—	Plastic	NA	P2900
24MM	0.944	36MM	2	1/2x20	9/16x18	—	Plastic	NA	P2901
24MM	0.944	—	4	M13x1.5	M10x1.0	M11x1.5 M12x1.0	Plastic	M2906	P2906
24MM	0.944	36MM	2	1/2x20	9/16x18	—	Plastic	NA	P2908
24MM	0.944	36MM	2	1/2x20	9/16x18	—	Plastic	NA	P2908
31/32"	0.968	—	1	7/16x24	—	—	Integral	M36438	P36438
31/32"	0.968	—	1	7/16x24	—	—	Integral	NA	P37017
1"	1.000	—	2	1/2x20	1/2x20	—	Integral	M19012	NA
1"	1.000	—	2	1/2x20	1/2x20	—	Integral	NA	P1787
1"	1.000	—	1	1/2x20	—	—	Integral	M18000	P18000
1"	1.000	—	2	1/2x20	1/2x20	—	Integral	M1843	P1843
1"	1.000	—	2	1/2x20	9/16x20	—	Integral	M1874	P1874
1"	1.000	—	2	1/2x20	9/16x18	—	Integral	M1874M	P1874M
1"	1.000	—	2	1/2x20	9/16x18	—	Integral	NA	P1877
1"	1.000	—	2	1/2x20	9/16x18	—	Integral	NA	P1877M
1"	1.000	—	2	9/16x18	1/2x20	—	Integral	M1879	P1879
1"	1.000	—	2	9/16x18	1/2x20	—	Integral	M1880	P1880
1"	1.000	—	2	9/16x18	1/2x20	—	Integral	M1902	P1902
1"	1.000	—	2	9/16x18	1/2x20	—	Integral	M1914	P1914
1"	1.000	—	2	9/16x18	1/2x20	—	Integral	M1922	P1922
1"	1.000	—	2	1/2x20	1/2x20	—	Integral	M1843	P1924
1"	1.000	—	2	7/16x24	9/16x18	—	Integral	M1926	P1926
1"	1.000	—	2	3/8x24	1/2x20	—	Integral	NA	P1927
1"	1.000	—	2	7/16x24	1/2x20	—	Integral	M1929	P1929
1"	1.000	—	2	3/8x24	1/2x20	—	Integral	NA	P1929B
1"	1.000	—	2	1/2x20	1/2x20	—	Integral	M1935	P1935
1"	1.000	—	2	1/2x20	1/2x20	9/16x18	Integral	M1937	P1937
1"	1.000	—	2	1/2x20	9/16x18	fittings to 9/16x18 1/2x20	Integral	M1939	P1939
1"	1.000	—	2	1/2x20	9/16x18	—	Integral	M1940	P1940
1"	1.000	—	2	1/2x20	9/16x18	—	Integral	M1941	P1941
1"	1.000	—	2	3/8x24	1/2x20	—	Integral	M1945	P1945
1"	1.000	—	2	9/16x18	1/2x20	—	Integral	M1947	P1947
1"	1.000	—	2	9/16x18	1/2x20	—	Integral	M1949	P1949
1"	1.000	—	2	3/8x24	1/2x20	—	Integral	M1961	P1961
1"	1.000	—	2	9/16x18	1/2x20	—	Integral	NA	P2030
1"	1.000	—	2	1/2x20	9/16x18	—	Integral	M2036	P2036

MASTER CYLINDER SPECIFICATIONS

Cast Iron Casting by Bore Size

Specifications are provided for reference only. Use these specifications to match up with the original unit removed from the vehicle, the replacement part specifications and casting may differ but fit and function should be the same.

Primary Bore Size	Decimal Inch Conversion	Step Bore	Port(s)	Primary Port Dimension	Secondary Port Dimension	Other Port(s)/ Comments	OE Reservoir Type	NAPA Brakes (New)	NAPA Proformer (Reman)
1"	1.000	—	2	1/2x20	9/16x18	—	Integral	M2039	P2039
1"	1.000	—	2	9/16x18	1/2x20	—	Integral	M2040	P2040
1"	1.000	—	2	9/16x18	1/2x20	—	Integral	M2056	P2056
1"	1.000	—	2	1/2x20	9/16x18	—	Integral	M2063	P2063
1"	1.000	—	2	1/2x20	7/16x24	—	Integral	M2070	P2070
1"	1.000	—	2	1/2x20	9/16x18	—	Integral	NA	P2071
1"	1.000	—	2	1/2x20	9/16x20	—	Integral	M2066	P2074
1"	1.000	—	2	9/16x18	1/2x20	—	Integral	M2076	P2076
1"	1.000	—	2	7/16x24	1/4x18 NPT	—	Integral	M21000	P21000
1"	1.000	—	2	1/2x20	9/16x18	—	Integral	NA	P2129
1"	1.000	—	2	1/2x20	9/16x18	—	Integral	M2132	P2132
1"	1.000	—	2	1/2x20	9/16x18	—	Integral	M2133	P2133
1"	1.000	—	2	1/2x20	3/8x24	—	Integral	NA	P2155
1"	1.000	—	2	9/16x18	1/2x20	—	Integral	M2163	P2163
1"	1.000	—	2	9/16x18	7/16x24	—	Integral	NA	P2167
1"	1.000	—	2	1/2x20	7/16x24	—	Integral	M2168	P2168
1"	1.000	—	2	1/2x20	9/16x18	—	Integral	M2198	P2198
1"	1.000	—	4	M20x1.5	M20x1.5	2X M9x1.0 switch ports	Plastic	M2216	P2216
1"	1.000	—	2	1/2x20	7/16x24	—	Integral	M2218	P2218
1"	1.000	—	2	1/2x20	7/16x24	—	Integral	M2220	P2220
1"	1.000	—	2	7/16x24	1/2x20	—	Integral	M2232	P2232
1"	1.000	—	2	M20x1.5	M20x1.5	—	Remote	M2273	P2273
1"	1.000	—	2	M20 x 1.5 (M10 x 1.0)	M20 x 1.5 (M10 x 1.0)	—	Plastic	M2278	P2278
1"	1.000	—	2	1/2x20	9/16x18	—	Integral	M2285	P2285
1"	1.000	—	2	1/2x20	9/16x18	—	Integral	NA	P2291
1"	1.000	—	1	1/2x20	—	—	Integral	M23222	P23222
1"	1.000	—	2	1/2x20	9/16x18	—	Integral	M2327	P2327
1"	1.000	—	2	9/16x18	1/2x20	—	Integral	NA	P2366
1"	1.000	—	2	9/16x18	7/16x24	—	Integral	M2405	P2405
1"	1.000	—	2	1/2x20	7/16x24	—	Integral	M2408	P2408
1"	1.000	1.375	2	1/2x20	9/16x18	—	Integral	NA	P2415
1"	1.000	—	2	1/2x20	9/16x18	—	Integral	M2440	P2440
1"	1.000	—	2	1/2x20	9/16x18	—	Plastic	M2455	P2455
1"	1.000	—	1	1/2x20	—	—	Integral	M2796	P2796
1"	1.000	—	3	M10x1.0	M10x1.0	M10x1.0	Plastic	NA	P2921
1"	1.000	—	1	N/A	N/A	7/16 X 24	Integral	M9219	P29770
1"	1.000	—	2	7/16x24	1/2x20	—	Integral	M2989	P2989
1"	1.000	—	2	M10x1.0	M10x1.0	—	Plastic	NA	P3018
1"	1.000	—	4	M10x1.0	M10x1.0	2X (M10x1.0)	Remote	NA	P3048
1"	1.000	—	1	1/2x20	—	—	Integral	M3081	P3081
1"	1.000	—	2	M10x1.0	M12x1.0	—	Plastic	M3083	P3083
1"	1.000	—	2	M10x1.0	M12x1.0	—	Plastic	NA	P3084
1"	1.000	—	2	M10x1.0	M12x1.0	—	Plastic	M3147	P3147
1"	1.000	34MM	2	M10x1.0	M12x1.0	—	Plastic	NA	P3177
1"	1.000	1.420	2	M10x1.0	M12x1.0	—	Plastic	M3191	P3191
1"	1.000	—	2	M10x1.0	M12x1.0	—	Plastic	NA	P3239
1"	1.000	—	1	1/8x27 NPT	—	—	Integral	M32900	P32900
1"	1.000	—	2	7/16x24	1/8x27 NPT	—	Integral	M3434	P33985
1"	1.000	—	2	M10x1.0	M10x1.0	—	Plastic	M3400	P3400
1"	1.000	1.34	2	M10x1.0	M12x1.0	—	—	NA	P3423
1"	1.000	—	2	7/16x24	7/16x24	—	Integral	M35026	P35026

SPECIFICATION GUIDE

MASTER CYLINDER SPECIFICATIONS

Cast Iron Casting by Bore Size

Specifications are provided for reference only. Use these specifications to match up with the original unit removed from the vehicle, the replacement part specifications and casting may differ but fit and function should be the same.

SPECIFICATION GUIDE

Primary Bore Size	Decimal Inch Conversion	Step Bore	Port(s)	Primary Port Dimension	Secondary Port Dimension	Other Port(s)/ Comments	OE Reservoir Type	NAPA Brakes (New)	NAPA Proformer (Reman)
1"	1.000	—	1	7/16x24	—	—	Integral	M36006	P36006
1"	1.000	—	2	1/8x27 NPT	1/8x27 NPT	—	Integral	M36072	P36072
1"	1.000	—	2	1/2x20	1/2x20	—	Integral	M36373	P36373
1"	1.000	—	1	1/2x20	—	—	Integral	M36067	P36618
1"	1.000	—	2	7/16x24	1/2x20	—	—	NA	P37044
1"	1.000	—	2	1/4x18 NPT	7/16x24	—	Integral	M37257	P37257
1"	1.000	—	1	7/16x24	—	—	Integral	M390372	P390372
1"	1.000	—	1	M10x1.0	—	—	Plastic	M39068	P39068
1"	1.000	—	2	1/2x20	9/16x18	—	Integral	M39495	P39495
1"	1.000	—	1	7/16x24	—	—	Integral	M39496	P39496
1"	1.000	1.340	2	M12x1.0	M12x1.0	—	—	NA	P4059
1"	1.000	—	1	1/4x18 NPT	—	—	Integral	M40963	P40963
1"	1.000	—	1	1/2x20	—	—	Integral	M4360	P4360
1"	1.000	—	2	7/16x24	1/4x18 NPT	—	Integral	M43758	P43758
1"	1.000	—	1	7/16x24	—	—	Integral	M49752	P49752
1"	1.000	—	1	7/16x24	—	BOTTOM	Integral	M49753	P49753
1"	1.000	—	1	7/16x24	—	—	Integral	M49755	P49755
1"	1.000	—	1	7/16x24	—	—	Integral	M49763	P49763
1"	1.000	—	1	1/4x18	—	—	Integral	NA	P50919
1"	1.000	—	1	1/4x18	—	—	Integral	NA	P56106
1"	1.000	—	1	1/2x20	—	—	Integral	M6086	P58131
1"	1.000	—	1	1/2x20	—	—	Integral	M14019	P58140
1"	1.000	—	2	3/8x24	3/8x24	—	Integral	M58440	P58440
1"	1.000	—	1	1/2x20	—	—	Plastic	NA	P8580
1"	1.000	—	3	M10x1.0	M10x1.0	M16x1.5	Remote	M92795	P92795
1"	1.000	—	2	M10x1.0	M10x1.0	—	Plastic	M93081	P93081
1 1/32"	1.028	—	3	1/2x20	7/16x24	—	Plastic	NA	P8581
1 1/32"	1.031	—	2	1/2x20	9/16x20	—	Integral	M2044M	P2044M
1 1/32"	1.031	—	2	1/2x20	9/16x20	—	Integral	NA	P2123M
1 1/32"	1.031	—	2	1/2x20	9/16x20	—	Integral	NA	P2124M
1 1/32"	1.031	—	2	1/2x20	9/16x20	—	Plastic	M2373	P2373
1 1/32"	1.032	—	2	1/2x20	9/16x20	—	Integral	NA	P2044
1 1/32"	1.032	—	2	1/2x20	9/16x20	—	Integral	M2066	P2066
1 1/32"	1.032	—	2	1/2x20	9/16x20	—	Integral	M2123	P2123
1 1/32"	1.032	—	2	1/2x20	9/16x20	—	Integral	NA	P2124
1 1/32"	1.032	—	2	1/2x20	9/16x20	—	Integral	M2178	P2178
1 1/32"	1.032	—	2	1/2x20	9/16x20	—	Integral	M2179	P2179
1 1/16"	1.062	—	1	1/2x20	—	—	Integral	M1050	P1050
1 1/16"	1.062	—	2	1/2x20	1/2x20	—	Integral	NA	P2043
1 1/16"	1.062	—	2	1/2x20	9/16x18	—	Integral	NA	P2126
1 1/16"	1.062	—	2	9/16x18	1/2x20	—	Integral	NA	P2130
1 1/16"	1.062	—	2	1/2x20	9/16x18	—	Integral	M2221	P2221
1 1/16"	1.062	—	2	1/2x20	9/16x18	—	Integral	M2227	P2227
1 1/16"	1.062	—	2	1/2x20	9/16x18	—	Integral	M2229	P2229
1 1/16"	1.062	—	1	1/2x20	—	—	Integral	M22975	P22975
1 1/16"	1.062	—	2	3/8x24	7/16x24	—	Integral	M2407	P2407
1 1/16"	1.062	—	2	1/2x20	9/16x18	—	Integral	M2412	P2412
1 1/16"	1.062	—	2	9/16x18	1/2x20	—	Integral	M2535	P2535
1 1/16"	1.062	—	2	1/2x20	9/16x18	—	Integral	M2558	P2558
1 1/16"	1.062	—	2	M10x1.0	M10x1.0	—	Plastic	M3010	P3010
1 1/16"	1.062	—	2	M10x1.0	M10x1.0	—	Plastic	M3111	P3111
1 1/16"	1.062	—	2	M10x1.0	M10x1.0	—	Plastic	NA	P3613

MASTER CYLINDER SPECIFICATIONS

Cast Iron Casting by Bore Size

Specifications are provided for reference only. Use these specifications to match up with the original unit removed from the vehicle, the replacement part specifications and casting may differ but fit and function should be the same.

Primary Bore Size	Decimal Inch Conversion	Step Bore	Port(s)	Primary Port Dimension	Secondary Port Dimension	Other Port(s)/ Comments	OE Reservoir Type	NAPA Brakes (New)	NAPA Proformer (Reman)
1 1/8"	1.125	—	2	7/16x24	1/4x18 NPT	—	Integral	M30000	NA
1 1/8"	1.125	—	1	1/2x20	—	—	Integral	NA	P1722
1 1/8"	1.125	—	1	1/2x20	—	—	Integral	M16714	P17265
1 1/8"	1.125	—	2	1/2x20	9/16x18	—	Integral	NA	P1878
1 1/8"	1.125	—	2	9/16x18	1/2x20	—	Integral	M1890	P1890DW
1 1/8"	1.125	—	2	1/2x20	9/16x18	—	Integral	NA	P1903
1 1/8"	1.125	—	2	9/16x18	1/2x20	—	Integral	M1944	P1942
1 1/8"	1.125	—	2	9/16x18	1/2x20	—	Integral	M1944	P1944
1 1/8"	1.125	—	2	1/2x20	9/16x20	—	Integral	M1955	P1955
1 1/8"	1.125	—	2	9/16x18	1/2x20	—	Integral	M1956	P1956
1 1/8"	1.125	—	2	9/16x18	1/2x20	—	Integral	NA	P1971
1 1/8"	1.125	—	2	9/16x18	1/2x20	—	Integral	M1974	P1974
1 1/8"	1.125	—	4	9/16x18	1/2x20	5/16X24	Integral	NA	P1974BLV
1 1/8"	1.125	—	2	9/16x18	1/2x20	—	Integral	NA	P1974SPL
1 1/8"	1.125	—	2	9/16x18	1/2x20	—	Integral	NA	P1978
1 1/8"	1.125	—	2	1/2x20	9/16x20	—	Integral	M2026	P2026
1 1/8"	1.125	—	2	9/16x18	1/2x20	—	Integral	M2032	P2032
1 1/8"	1.125	—	2	1/2x20	1/2x20	—	Integral	NA	P2042
1 1/8"	1.125	—	2	9/16x18	1/2x20	—	Integral	NA	P2047
1 1/8"	1.125	—	2	9/16x18	1/2x20	—	Integral	M2062	P2062
1 1/8"	1.125	—	2	9/16x18	1/2x20	—	Integral	M2072	P2072
1 1/8"	1.125	—	2	9/16x18	1/2x20	—	Integral	NA	P2072BLV
1 1/8"	1.125	—	2	9/16x18	1/2x20	—	Integral	NA	P2072DW
1 1/8"	1.125	—	2	3/8x24	9/16x18	—	Integral	M2080	P2080BXR
1 1/8"	1.125	—	2	9/16x18	1/2x20	—	Integral	M2127	P2127
1 1/8"	1.125	—	2	1/2x20	7/16x24	—	Integral	M2154	P2154
1 1/8"	1.125	—	1	1/2x20	—	—	Integral	M22231	P21680
1 1/8"	1.125	—	2	1/2x20	9/16x20	—	Integral	NA	P2246
1 1/8"	1.125	—	2	9/16x18	1/2x20	—	Integral	M2282	P2282
1 1/8"	1.125	—	2	1/2x20	9/16x18	—	Integral	M2283	P2283
1 1/8"	1.125	—	2	9/16x18	1/2x20	—	Integral	M2296	P2296
1 1/8"	1.125	—	2	9/16x18	1/2x20	—	Integral	M2300	P2300
1 1/8"	1.125	—	2	9/16x20	1/2x20	—	Integral	NA	P2300BLV
1 1/8"	1.125	—	2	9/16x18	1/2x20	—	Integral	M2309	P2309
1 1/8"	1.125	—	2	9/16x20	1/2x20	—	Integral	NA	P2310
1 1/8"	1.125	—	2	1/2x20	9/16x18	—	Integral	M2326	P2326
1 1/8"	1.125	—	2	1/2x20	9/16x20	—	Plastic	M2411	P2411
1 1/8"	1.125	1.562	2	1/2x20	9/16x18	—	Integral	M2416	P2416
1 1/8"	1.125	—	2	3/8x24	7/16x24	—	Integral	M2559	P2559
1 1/8"	1.125	—	1	1/4x18 NPT	—	—	Integral	NA	P27598
1 1/8"	1.125	40MM	4	M16x1.5	M16x1.5	M11x1.5 M12x1.0	Plastic	M2893	P2893
1 1/8"	1.125	40MM	2	1/2x20	9/16x18	—	Plastic	M2903	P2903
1 1/8"	1.125	—	2	M18x1.5	M16x1.0	—	Plastic	M3162	P3162
1 1/8"	1.125	—	2	3/8x24	1/8x27 NPT	—	Integral	M3241	P33792
1 1/8"	1.125	—	1	7/16x24	—	—	Integral	M34403	P34403
1 1/8"	1.125	—	1	7/16x24	—	—	Integral	M34404	P34404
1 1/8"	1.125	—	2	9/16x18	1/2x20	—	Integral	NA	P3444
1 1/8"	1.125	—	3	1/2x20	1/8x27 NPT	—	Integral	NA	P3573
1 1/8"	1.125	—	2	1/8x27 NPT	1/8x27 NPT	—	Integral	M36071	P36071
1 1/8"	1.125	—	2	7/16x24	1/8x27 NPT	—	Integral	NA	P36154
1 1/8"	1.125	—	2	9/16x18	1/2x20	—	Integral	M36246	P36246
1 1/8"	1.125	—	2	9/16x18	1/2x20	—	Integral	M36280	P36280

SPECIFICATION GUIDE

MASTER CYLINDER SPECIFICATIONS

Cast Iron Casting by Bore Size

Specifications are provided for reference only. Use these specifications to match up with the original unit removed from the vehicle, the replacement part specifications and casting may differ but fit and function should be the same.

SPECIFICATION GUIDE

Primary Bore Size	Decimal Inch Conversion	Step Bore	Port(s)	Primary Port Dimension	Secondary Port Dimension	Other Port(s)/ Comments	OE Reservoir Type	NAPA Brakes (New)	NAPA Proformer (Reman)
1 1/8"	1.125	—	2	1/4x18 NPT	1/4x18 NPT	—	Integral	M36063	P36614
1 1/8"	1.125	—	1	1/2x20	—	—	Integral	NA	P37034
1 1/8"	1.125	—	1	1/2x20	—	—	Integral	NA	P49965
1 1/8"	1.125	1.500	2	1/2x20	7/16x24	—	Integral	NA	P55385
1 3/16"	1.181	—	2	9/16x18	1/2x20	—	Integral	M2414	P2414
1 1/4"	1.25	—	3	1/2x20	1/8x27	—	Integral	M681	NA
1 1/4"	1.25	—	2	3/8x24	9/16x18	—	Integral	M2080	P2080
1 1/4"	1.25	—	2	1/2x20	9/16x18	—	Integral	M2085	P2085
1 1/4"	1.25	—	1	7/16x24	—	—	Integral	M21698	P21698
1 1/4"	1.25	—	2	1/2x20	9/16x18	—	Integral	M2189	P2189
1 1/4"	1.25	—	2	9/16x18	1/2x20	—	Integral	M2194	P2194
1 1/4"	1.25	—	1	1/2x20	—	—	Integral	M22976	P23527
1 1/4"	1.25	—	2	9/16x18	1/2x20	—	Integral	M2423	P2423
1 1/4"	1.25	—	2	1/2x20	9/16x18	—	Integral	M2610	P2610
1 1/4"	1.25	—	2	1/2x20	—	—	Integral	NA	P34232
1 1/4"	1.25	—	1	7/16x24	—	Clutch	Integral	M34956	P34956
1 1/4"	1.25	—	1	1/2x20	—	—	Integral	NA	P36288
1 1/4"	1.25	—	2	M10x1.0	M10x1.0	—	Remote	M4039	P4039
1 1/4"	1.25	—	3	3/8x18 NPT	1/4x18 NPT	1/8x27 NPT	Integral	M544	P41095
1 1/4"	1.25	—	1	1/2x20	—	—	Integral	M42747	P42747
1 1/4"	1.25	—	1	1/2x20	—	—	Integral	M4572	P4572
1 1/4"	1.25	—	1	1/2x20	—	—	Integral	M14021	P58138
1 1/4"	1.25	—	1	1/2x20	—	—	Integral	NA	P58148
1 1/4"	1.25	—	1	3/8x24	—	—	Integral	NA	P68909
1 1/4"	1.25	—	1	7/16x24	—	—	Integral	M9220	P9220
1 5/16"	1.312	—	2	1/2x20	9/16x18	—	Integral	M2134	P2134
1 5/16"	1.312	—	2	1/2x20	9/16x18	—	Integral	M2135	P2135
1 5/16"	1.312	—	2	1/2x20	9/16x18	—	Integral	M2533	P2533
1 5/16"	1.312	—	2	1/2x20	9/16x18	—	Integral	NA	P2943
1 5/16"	1.312	—	1	7/16x24	—	thread measured at fitting	Integral	M36433	P36433
34MM	1.338	—	2	9/16x18	1/2x20	—	Bolt on AL	M2219	P2219
34MM	1.343	—	2	9/16x18	1/2x20	—	Bolt on AL	M2219	P2192
1 3/8"	1.378	—	1	7/16x24	—	—	Integral	NA	P40411
1 1/2"	1.5	—	1	1/2x20	—	—	Integral	M14025	P14025
1 1/2"	1.5	—	1	1/2x20	—	—	Integral	M19450	P19450
1 1/2"	1.5	—	1	1/2x20	—	—	Integral	M22977	P23528
1 1/2"	1.5	—	2	1/2x20	1/2x20	—	Integral	M2657	P2657
1 1/2"	1.5	—	1	1/2x20	—	—	Integral	M27304	P27855
1 1/2"	1.5	—	1	1/2x20	—	—	Integral	M36127	P36127
1 1/2"	1.5	—	1	1/2x20	—	—	Integral	M39546	P39546
1 1/2"	1.5	—	1	1/2x20	—	—	Integral	NA	P42744
1 1/2"	1.5	—	1	1/2x20	—	—	Integral	M58130	P58130
1 1/2"	1.5	—	2	1/2x20	1/2x20	—	Integral	NA	P58137
1 1/2"	1.5	—	2	1/2x20	1/2x20	—	Integral	M661	P661
1 1/2"	1.5	—	1	1/2x20	—	—	Integral	M78314	P78314
1 1/2"	1.5	—	1	1/2x20	—	—	Integral	M81517	P81517
1 3/4"	1.750	—	1	1/2x20	—	—	Integral	NA	P19451
1 3/4"	1.750	—	1	1/2x20	—	—	Integral	NA	P27856
1 3/4"	1.750	—	3	1/2x20	1/2x20	—	Integral	M2842	P2842
1 3/4"	1.750	1.125	2	1/2x20	7/16x24	—	Integral	NA	P57340
1 3/4"	1.750	—	1	1/2x20	—	—	Integral	NA	P58122
1 3/4"	1.750	—	1	1/2x20	—	—	Integral	M58128	P58128

MASTER CYLINDER SPECIFICATIONS

Cast Iron Casting by Bore Size

Specifications are provided for reference only. Use these specifications to match up with the original unit removed from the vehicle, the replacement part specifications and casting may differ but fit and function should be the same.

Primary Bore Size	Decimal Inch Conversion	Step Bore	Port(s)	Primary Port Dimension	Secondary Port Dimension	Other Port(s)/ Comments	OE Reservoir Type	NAPA Brakes (New)	NAPA Proformer (Reman)
1 3/4"	1.750	—	3	1/2x20	1/2x20	—	Integral	NA	P76542
1 3/4"	1.750	—	1	1/2x20	—	—	Integral	M76547	P76547
1 3/4"	1.750	—	2	1/2x20	1/2x20	—	Integral	NA	P76549
1 3/4"	1.750	—	1	1/2x20	—	—	Integral	NA	P78315
1 3/4"	1.750	—	2	9/16x18	1/2x20	—	Plastic	M8551	P8551
1 3/4"	1.750	—	2	9/16x18	1/2x20	—	Plastic	M5852	P8552
1 3/4"	1.750	—	2	9/16x18	1/2x20	—	Plastic	M8553	P8553
1 3/4"	1.750	—	2	3/4x18	11/16x18	—	Plastic	M8555	P8555
1 3/4"	1.750	—	2	3/4x18	11/16x18	—	Plastic	NA	P8556
1 3/4"	1.750	—	2	3/4x18	11/16x18	—	Plastic	NA	P8557
1 3/4"	1.750	—	2	3/4x18	11/16x18	—	Plastic	M8559	P8559
1 3/4"	1.750	—	2	7/16x24	7/16x24	—	Integral	NA	P8566
1 3/4"	1.750	—	2	1/2x20	7/16x24	—	Plastic	NA	P8568
1 3/4"	1.750	—	2	7/16x24	7/16x24	—	Plastic	NA	P8569
1 3/4"	1.750	—	2	1/2x20	7/16x24	—	Plastic	NA	P8572
1 3/4"	1.750	—	2	1/2x20	7/16x24	—	Plastic	NA	P8574
1 3/4"	1.750	—	2	1/2x20	7/16x24	—	Plastic	NA	P8575
1 3/4"	1.750	—	2	1/2x20	7/16x24	—	Plastic	NA	P8576
1 3/4"	1.750	—	2	1/2x20	7/16x24	—	Plastic	NA	P8576
1 3/4"	1.750	—	2	1/2x20	1/2x20	—	Plastic	NA	P8577
1 3/4"	1.750	—	2	9/16x18	1/2x20	—	Plastic	NA	P8587
1 3/4"	1.750	—	2	9/16x18	1/2x20	—	Plastic	NA	P8594
2"	2.000	—	2	9/16x18	1/2x20	—	Plastic	M8560	P8560
2"	2.000	—	2	9/16x18	1/2x20	—	Plastic	NA	P8562
2"	2.000	—	2	3/4x18	11/16x18	—	Plastic	M8564	P8564
2"	2.000	—	2	3/4x18	11/16x18	—	Plastic	NA	P8565
2"	2.000	—	2	9/16x18	1/2x20	—	Plastic	NA	P8586
2"	2.000	—	2	9/16x18	1/2x20	—	Plastic	M8588	P8588
2"	2.000	—	2	9/16x18	1/2x20	—	Plastic	NA	P8592
2"	2.000	—	2	9/16x18	1/2x20	—	Plastic	M8593	P8593

SPECIFICATION GUIDE

MASTER CYLINDER CASTING NUMBER CROSS REFERENCE

CASTING Number	NAPA Brakes (New)	NAPA Proformer (Reman)	NAPA Reservoir (New)	Application	CASTING Number	NAPA Brakes (New)	NAPA Proformer (Reman)	NAPA Reservoir (New)	Application
0097DZI	M4070	P4070	NA	2011-06 DODGE: Attitude (Mexico)	124A	M1935	P1935	NA	1976-68 AMERICAN MOTORS
0105 PN	M4369	P4369	NA	2002-99 DAEWOO: Leganza	1-2DEHHC	NA	P4948	NA	2012-10 FORD: Fusion
0122 QW	NA	P3902	NA	2006-04 SUZUKI: Verona	13/16 1A	M3831	P3831	NA	2008-05 TOYOTA TRUCKS: Tacoma
0123 2-2	NA	P3903	NA	2006-04 CHEVROLET: Epica (Canada)	13/16 1A	M3831M	P3831	NA	2008-05 TOYOTA TRUCKS: Tacoma
0135	NA	P3670	NA	2002-99 DAEWOO: Leganza	14022 USA	M14021	P58138	NA	1956-53 FORD TRUCKS: F250
01G00	M3733	P2807	NA	2002-86 NISSAN TRUCKS: D21 Pickup, Frontier	1460/R12D	NA	P3256	NA	1994-93 BMW
01G00	M2807	P2807	NA	2002-86 NISSAN TRUCKS: D21 Pickup, Frontier	15	NA	P3019	NA	1989-80 JAGUAR: XJS
02665 T5	M3123	P3123	M3123RSV	1997-91 ACURA: Legend, RL, TL	15/16	NA	P3889	NA	2004 INFINITI: I35
049G7	NA	P3380	NA	1990-84 PORSCHE: 928	154/12 25ZV	NA	P3358	NA	1992-89 AUDI: 90, 200 Series
04B00	M2601	P2601	NA	1991-84 NISSAN: Pulsar, Sentra, Micra	155A	M3287	P3287	NA	1999-95 TOYOTA: Tercel, Paseo
04B05	M2601	P2601	NA	1991-84 NISSAN: Pulsar, Sentra, Micra	165G4	NA	P4966	NA	1997-96 MERCEDES
04P00	M2611	P2611	NA	1989-84 NISSAN: 200SX, 300ZX	16H	NA	P14201	NA	2006-05 MITSUBISHI TRUCKS: Outlander
04P20	M2611	P2611	NA	1989-84 NISSAN: 200SX, 300ZX	17E00	M2827	P2827	M2827RSV	1989-85 NISSAN: Maxima, Stanza
04S	M5095	NA	NA	2011 TOYOTA: Yaris	18025433 (LZ)	M3472	P3472	NA	2006-02 CHEVROLET/GMC TRUCKS: S Series
0660/7H	M3822	P3822	NA	2006 DODGE: Attitude (Mexico)	180274 76 31 SSF	M3469	P3469	NA	2003-00 GENERAL MOTORS
06F00	M2611	P2611	NA	1989-84 NISSAN: 200SX, 300ZX	18031/FE1282	M3434	P33985	NA	1952-41 GENERAL MOTORS
06P02	M3136	P3136	NA	1995-91 NISSAN TRUCKS: Pathfinder	18F00	M2611	P2611	NA	1989-84 NISSAN: 200SX, 300ZX
0729/W14	NA	P3393	NA	1994-92 TOYOTA: MR2	18F20	M2611	P2611	NA	1989-84 NISSAN: 200SX, 300ZX
076A	NA	P4012	NA	2006-03 KIA TRUCKS: Sorento	1973 (23)	NA	P3957	NA	2004-99 PORSCHE: 911
079 1	M3673	P3673	NA	2005-04 DODGE TRUCKS: Durango	1A 36/12	M3829	P3829	NA	2010-04 TOYOTA TRUCKS: Sienna
079 2	M3676	P3676	NA	2005-04 DODGE TRUCKS: Durango	1A 36/12	M4017	P4017	NA	2010-06 TOYOTA TRUCKS: Sienna
099 1	M3803	P3803	NA	2010-05 DODGE TRUCKS: Dakota	1AA1 8XF	M4834	P4834	NA	2013-09 NISSAN TRUCKS: Murano, Quest
09G00	M2809	P2809	NA	1989-86 NISSAN TRUCKS: D21 Pickup, Pathfinder	1B 37/16	NA	P3828	NA	2005-04 TOYOTA TRUCKS: Sienna
OBM0233	NA	P3301	NA	1993-91 HYUNDAI: Sonata	1E400	M3201	P3201	NA	1997-94 INFINITI: G20
0W002	M3331	P3331	M3331RSV	2001-97 INFINITI TRUCKS: QX4	1E401	M3201	P3201	NA	1997-94 INFINITI: G20
0W003	M3315	P3315	M3331RSV	2001 INFINITI TRUCKS: QX4	1E412	M3093	P3093	NA	1997-89 NISSAN: Altima, Maxima, Stanza
1-1	NA	P3947	NA	2007-06 VOLKSWAGEN: Passat	1F 3/4	M4069	P4069	NA	2011-07 HONDA: Civic
1-2	M4101	P4101	NA	2013-06 VOLKSWAGEN: Passat, CC	1F2206	M3628	P3628	NA	2001 TOYOTA: Avalon
3-3	NA	P4051	NA	2013-06 VOLKSWAGEN: Passat, CC	1F2213	M3576	P3576	NA	2001 TOYOTA: Avalon
1 122	M3857	P3857	NA	2013-08 CHEVROLET TRUCKS: Captiva (Mexico)	1F2918	M3503	P3503	NA	2003-00 TOYOTA: Camry, Solara
10.2125-0112.3	M3164	P3164	NA	1995-90 FORD FAMILY	1FE2C	NA	P5049	NA	2013-09 NISSAN: Cube
10.2125-0113.3	M3147	P3147	M3147RSV	1993-91 GENERAL MOTORS	1K2207	M3551	P3551	NA	2006-01 LEXUS: ES300, ES330
10.6125.0140.3	M3189	P3189	NA	1997-93 FORD FAMILY	1K2207	M3913	P3551	NA	2006-01 LEXUS: ES300, ES330
10.6125-0320.309	M3428	P3428	NA	1996-95 FORD: Contour	1M320	M3337	P3337	NA	1999-95 NISSAN: Sentra, 200SX
10.6125-130.4	M3239	P3239	NA	1999-94 BUICK: LeSabre, Park Avenue, Riviera	1M800	NA	P3384	NA	1999-95 NISSAN: 200SX, Sentra
106A	M36006	P36006	NA	1966-63 CHEVROLET/GMC TRUCKS	1S700	M3334	P3334	NA	1997-96 NISSAN TRUCKS: D21
106A	M49755	P49755	NA	1966-63 BUICK, OLDSMOBILE, PONTIAC	1ZE	NA	P4375	NA	1999 SUBARU: Legacy
10Y01	M3202	P3202	NA	1997-93 INFINITI: J30	2 DOTS	NA	P5042	NA	2014-11 HONDA: CR-Z
11277J	M2063	P2063	NA	1973-71 FORD: Mustang	20	M2757	P2757	NA	1990-84 VOLKSWAGEN
1-2 22	M3767	P3767	NA	2009-06 CHRYSLER: PT Cruiser	20 254	NA	P15089	NA	2013-12 HYUNDAI: Accent
1-2 23	M3841	P3841	NA	2007-06 FORD: Fusion	20/23	NA	P3644	NA	2006-02 MERCEDES: C230
1-2 MAZDA	NA	P3961	NA	2013-06 MAZDA TRUCKS: 5	20/25	NA	P3647	NA	2008-07 CHRYSLER: Crossfire
120/AJ5C	M4195	P4195	NA	2011-05 DODGE TRUCKS: Dakota	20/25	NA	P3679	NA	2006-04 CHRYSLER: Crossfire
1207W	NA	P3880	NA	2008 MINI: Cooper	20R01	NA	P2811	NA	1989-86 NISSAN: Stanza, Multi
1217/R43	NA	P4449	NA	1997 TOYOTA TRUCKS: Previa	20R02	NA	P2811	NA	1989-86 NISSAN: Stanza, Multi
122 W2	NA	P4131	NA	2007-02 SAAB: 9-5	213A	NA	P2279	NA	1980-74 DODGE: Challenger, Colt
					21P00	M2611	P2611	NA	1989-84 NISSAN: 200SX, 300ZX
					22 216	NA	P14911	NA	2012-10 HYUNDAI TRUCKS: Santa Fe
					22 219	NA	P14996	NA	2013-11 HYUNDAI: Sonata
					2-2 23	M3812	P3812	NA	2009-06 FORD FAMILY
					22	NA	P2111	NA	1979-64 VOLKSWAGEN: Type II
					22 2-4	M3835	P3835	NA	2010-06 CHRYSLER: PT Cruiser

CASTING CROSS REF.

MASTER CYLINDER CASTING NUMBER CROSS REFERENCE

CASTING Number	NAPA Brakes (New)	NAPA Proformer (Reman)	NAPA Reservoir (New)	Application	CASTING Number	NAPA Brakes (New)	NAPA Proformer (Reman)	NAPA Reservoir (New)	Application
22 250	NA	P15040	NA	2013-11 HYUNDAI: Elantra	79	M3378	P3378	M3379RSV	2000-96 FORD TRUCKS: Expedition, F250 - 350
22 HONDA	M4990	NA	NA	2013-11 HONDA TRUCKS: Odyssey	79	M3379	P3379	M3379RSV	2001-96 FORD TRUCKS: Expedition, F150 - 350
25	NA	P3084	NA	1990 FORD: Taurus	79	M3411	P3411	NA	1998-97 FORD TRUCKS: E300 - 350
25	NA	P3177	NA	1995-93 FORD: Taurus SHO	79	M3415	P3415	NA	2000-97 FORD TRUCKS: E250 - 350
25	M3249	P3249	NA	1996-95 FORD: Contour	79	M3499	P3499	NA	2003-01 FORD TRUCKS
25	M3272	P3272	NA	1994 JEEP TRUCKS: Cherokee, Grand Cherokee	79	M3585	P3585	M3585RSV	2003-02 FORD TRUCKS: F150, EXPLORER
25	M3272	P3273	NA	1994 JEEP TRUCKS: Grand Cherokee	81	M36095	P36095	NA	1965-64 FORD TRUCKS: Ranchero
25	NA	P3401	NA	1994-91 JEEP TRUCKS: Wrangler	84	M49752	P49752	NA	1966-63 BUICK
25	M3768	P3768	NA	2010-06 JEEP TRUCKS: Commander, Grand Cherokee	84	M49755	P49755	NA	1966-63 BUICK, OLDSMOBILE, PONTIAC
25	NA	P3423	NA	2004-95 JAGUAR	84	M49763	P49763	NA	1966-62 BUICK, OLDSMOBILE, PONTIAC
25	NA	P3697	NA	2001-99 SAAB: 9-5	85	M36373	P36373	NA	1966-62 CADILLAC
26	M3912	P3912	NA	2008 FORD TRUCKS: Escape	87	M3240	P3240	NA	1998-90 FORD TRUCKS: E, F Series Super Duty
26	M4646	P4646	NA	2012-09 FORD TRUCKS: Escape	87	M3502	P3502	NA	2002-99 FORD TRUCKS
26.6130	NA	P14651	NA	2010-09 INFINITI TRUCKS: QX56	87	M4566	P4566	NA	1998-88 FORD TRUCKS: F Series Super Duty
34E00	M2827	P2827	M2827RSV	1989-85 NISSAN: Maxima, Stanza	87	M36006	P36006	NA	1966-63 CHEVROLET/GMC TRUCKS
38	M3172	P3172	M3172RSV	1993-92 FORD: Escort	87	M49755	P49755	NA	1966-63 BUICK, OLDSMOBILE, PONTIAC
38	M3888	P3172	NA	1993-92 FORD: Escort	9E000	M4964	P4964	NA	2000-98 NISSAN: Altima
42	M3397	P3397	NA	1997-95 KIA: Sephia	95	M3435	P3435	M3435RSV	2013-98 FORD TRUCKS
44	M3180	P3180	NA	2003-94 FORD: Escort, ZX2	95	M3436	P3436	NA	2004-98 FORD TRUCKS: F250, F Series Super Duty
44	M3752	P3180	NA	2003-94 FORD: Escort, ZX2	95	NA	P3741	NA	2004-02 FORD TRUCKS: E550 Super Duty
44	M3737	P3395	M3737RSV	2003-97 FORD: Escort, ZX2	95	NA	P3742	NA	2003-02 FORD TRUCKS: E550 Super Duty
44	M3395	P3395	NA	2003-97 FORD: Escort, ZX2	95	NA	P4765	NA	2013-09 FORD TRUCKS
44	M3886	P3410	NA	2003-97 FORD: Escort, ZX2	95	M9219	P29770	NA	1950-47 CHEVROLET/GMC TRUCKS: 3100
44	M3410	P3410	M3410RSV	2003-97 FORD: Escort, ZX2	105	M1843	P1843	NA	1967-64 AMERICAN MOTORS
45	M3519	P3519	NA	2004-01 TOYOTA TRUCKS: Tacoma	105	M1843	P1924	NA	1976-68 AMERICAN MOTORS
50	M3480	P3480	M3480RSV	2006-99 TOYOTA TRUCKS: Sequoia, Tundra	106	M36006	P36006	NA	1966-63 CHEVROLET/GMC TRUCKS
53	M43758	P43758	NA	1966-60 DODGE/PLYMOUTH	106	M49752	P49752	NA	1966-63 BUICK
57	M3242	P3242	M3242RSV	2003-94 FORD TRUCKS: Bronco, E, F150	106	M49755	P49755	NA	1966-63 BUICK, OLDSMOBILE, PONTIAC
57	M3248	P3248	NA	1997-95 FORD TRUCKS: Windstar	107	M36373	P36373	NA	1966-62 CADILLAC
57	M4558	P4559	M4558RSV	2003-87 FORD TRUCKS: Bronco, E, F150 - 250	107	NA	P4164	NA	2006-05 PONTIAC: GTO
62	M2110	P2110	NA	1977-67 VOLKSWAGEN: Type I	111	M36006	P36006	NA	1966-63 CHEVROLET/GMC TRUCKS
64	M93241	P93241	NA	1998-94 FORD TRUCKS: E, F250 - 350	111	M49755	P49755	NA	1966-63 BUICK, OLDSMOBILE, PONTIAC
64	M3345	P3345	NA	2004-97 FORD TRUCKS: E150	114	M3805	P3804	M3805RSV	2007-05 FORD TRUCKS: F Series Super Duty
64	M93434	P93434	M3434RSV	2004-97 FORD TRUCKS: E150	114	M3805	P3805	M3805RSV	2007-05 FORD TRUCKS: F Series Super Duty
64	M4558	P4558	M4558RSV	1998-87 FORD TRUCKS	114	M4032	P4032	M4032RSV	2010-08 FORD TRUCKS: F Series Super Duty
66	NA	P3398	NA	1998 CHEVROLET: Tracker	114	M4332	P4332	M4032RSV	2010-08 FORD TRUCKS: F Series Super Duty
66E00	M3092	P3092	NA	1992-90 NISSAN: Stanza	118	M1874	P1874	NA	1970-67 CHRYSLER FAMILY
69	M37257	P37257	NA	1966-60 CHRYSLER FAMILY	118	M1902	P1902	NA	1967 FORD TRUCKS
70	NA	P2111	NA	1979-64 VOLKSWAGEN: Type II	118	M1926	P1926	NA	1971-68 FORD, MERCURY
71	M3584	P3584	NA	2004-03 FORD TRUCKS: F150	118	M1945	P1945	NA	1971-67 FORD FAMILY
71	NA	P3757	NA	2006-05 FORD: GT	118	M2026	P2026	NA	1970-67 DODGE/PLYMOUTH
73	M1843	P1843	NA	1967-64 AMERICAN MOTORS	118	M4363	NA	NA	2008-07 HYUNDAI: Elantra
73	M32900	P32900	NA	1960 EDSEL: Ranger, Villager	118	M1874M	P1874M	NA	1970-67 CHRYSLER FAMILY
73	M37257	P37257	NA	1966-60 CHRYSLER FAMILY	119	M1929	P1892	NA	1968-67 FORD, MERCURY
73	M36072	P36072	NA	1966-61 FORD TRUCKS: Bronco, F100 - 250					
73	M58440	P58440	NA	1966 FORD, MERCURY					
75	M2110	P2110	NA	1977-67 VOLKSWAGEN: Type I					
75	M36006	P36006	NA	1966-63 CHEVROLET/GMC TRUCKS					
76	M36006	P36006	NA	1966-63 CHEVROLET/GMC TRUCKS					
79	M3348	P3348	NA	1998-97 FORD TRUCKS: E350					
79	M3349	P3349	NA	2000-97 FORD TRUCKS: E250 - 350					

CASTING CROSS REF.

MASTER CYLINDER CASTING NUMBER CROSS REFERENCE

CASTING Number	NAPA Brakes (New)	NAPA Proformer (Reman)	NAPA Reservoir (New)	Application	CASTING Number	NAPA Brakes (New)	NAPA Proformer (Reman)	NAPA Reservoir (New)	Application
119	M1930	P1930	NA	1971-67 FORD TRUCKS: Ranchero	1460	NA	P3304	NA	2001-92 BMW; M3
119	M2153	P2153	NA	1980-74 FORD	1475	NA	P3842	NA	2006 DODGE TRUCKS: Durango
120	M1874	P1874	NA	1970-67 CHRYSLER FAMILY	1492	NA	P2043	NA	1976-71 AMERICAN MOTORS
120	M1874M	P1874M	NA	1970-67 CHRYSLER FAMILY	1522	NA	P2301	NA	1977-74 TOYOTA: Corona
121	M36246	P36246	NA	1971-67 CHEVROLET/GMC TRUCKS	1529	M2080	P2080	NA	1975-68 FORD TRUCKS: E, F250 - 350
121	M1944	P1942	NA	1972-68 FORD TRUCKS: F350	1529	M2189	P2189	NA	1976 FORD TRUCKS: E, F250 - 350
121	M1944	P1944	NA	1976-68 FORD TRUCKS: F350, P350 - 400	1530	M36280	P36280	NA	1970-67 CHEVROLET/GMC TRUCKS: El Camino, Sprint
121	M1947	P1947	NA	1973-68 IHC TRUCKS	1530	M2062	P2062	NA	1968-67 CHEVROLET
121	M1956	P1956	NA	1967 CHEVROLET/GMC TRUCKS: P20 - 35	1604	NA	P2155	NA	1978-75 FORD: Granada
121	NA	P3706	NA	2007-04 TOYOTA: Camry, Solara	1636	NA	P3577	NA	1997 CADILLAC: Catera
123	M36373	P36373	NA	1966-62 CADILLAC	1658	NA	P3366	NA	1998-95 BMW
123	M36280	P36280	NA	1970-67 CHEVROLET/GMC TRUCKS: El Camino, Sprint	1735	NA	P3254	NA	1998-92 AUDI
123	M1922	P1922	NA	1976-67 CHEVROLET: Corvette	1908	NA	P3340	NA	1995-94 MERCEDES: E320
123	M1949	P1949	NA	1970-68 CADILLAC: Calais, Deville, Fleetwood	1908	NA	P3341	NA	1997-95 MERCEDES
123	M1974	P1974	NA	1976-67 CHEVROLET	1908	NA	P3406	NA	1998-94 MERCEDES
123	NA	P1978	NA	1969-67 BUICK, OLDSMOBILE	1973	M3328	P3328	NA	1999-96 AUDI
123	NA	P2042	NA	1976-71 AMERICAN MOTORS	1973	NA	P3849	NA	2004-99 PORSCHE: 911
123	M2062	P2062	NA	1968-67 CHEVROLET	1995	M2757	P2757	NA	1990-84 VOLKSWAGEN
123	M2072	P2072	NA	1978-76 AMERICAN MOTORS	2016	NA	P3433	NA	2001-98 CADILLAC: Catera
124	M1902	P1902	NA	1967 FORD TRUCKS	2103	NA	P3588	NA	2002-98 BMW
124	M1929	P1929	NA	1972-67 FORD: Mustang	2103	NA	P3603	NA	2003-98 BMW
124	M2026	P2026	NA	1970-67 DODGE/PLYMOUTH	2103	NA	P3718	NA	2006-02 BMW TRUCKS: X5
125	NA	P4251	NA	2009-08 PONTIAC: G8	2107	M3561	P3561	NA	2004-00 TOYOTA: Echo
129	M39495	P39495	NA	1973-66 FORD	2107	M3561M	P3561	NA	2004-00 TOYOTA: Echo
129	M2039	P2039	NA	1973-67 FORD, MERCURY	2122	NA	P3586	NA	2003-98 MERCEDES: C43, CLK320, CLK430
130	M1880	P1880	NA	1970-67 CHEVROLET	2122	M3587	P3587	NA	2003-98 MERCEDES
130	M1914	P1914	NA	1975-71 CHECKER: Aerobus	2125	NA	P3610	NA	2003-98 MERCEDES
130	M2040	P2040	NA	1972-67 BUICK, OLDSMOBILE, PONTIAC	2287	NA	P3920	NA	2008-02 MERCEDES TRUCKS: G500
130	M2056	P2056	NA	1974-67 GENERAL MOTORS	2294	M3604	P3604	NA	2006-02 FORD: Thunderbird
132	M1880	P1880	NA	1970-67 CHEVROLET	2294	NA	P5115	NA	2005-04 FORD: Thunderbird
143	M1944	P1942	NA	1972-68 FORD TRUCKS: F350	2308	NA	P92884	NA	1985-76 RENAULT: LeCar, R5
153	M4953	P4953	NA	2013-10 CHEVROLET TRUCKS: Equinox	2309	M3491	P3491	NA	2003-00 LINCOLN: LS
153	M4039	P4039	NA	1997-87 CHEVROLET/GMC TRUCKS - MEDIUM DUTY	2309	NA	P4210	NA	2006-04 LINCOLN: LS
156	M1843	P1843	NA	1967-64 AMERICAN MOTORS	2318	M3482	P3482	NA	2002-01 ACURA TRUCKS: MDX
156	M1843	P1924	NA	1976-68 AMERICAN MOTORS	2318	M3522	P3522	NA	2004-99 HONDA TRUCKS: Odyssey
175	M2404	P2404	NA	1982 DODGE TRUCKS: Rampage	2325	NA	P3649	NA	2004-01 MERCEDES
178	NA	P4548	NA	2013-09 CADILLAC: CTS, STS	2374	NA	P4114	NA	2005-03 LAND ROVER TRUCKS: Range Rover
192	NA	P2415	NA	1984-81 CHEVROLET/GMC TRUCKS: G10/15	2381	NA	P3361	NA	1995-92 AUDI: 90, 100 Series
197	M2416	P2416	NA	1984-81 CHEVROLET/GMC TRUCKS: G10 - 25, P20/25	2383	M3743	P3743	NA	2002-99 DAEWOO: Lanos
268	M3191	P3191	NA	1993-92 JEEP TRUCKS	2383	M4072	P3743	NA	2002-99 DAEWOO: Lanos
448	M3664	P3664	NA	2004-03 MITSUBISHI TRUCKS: Outlander	2383	M4540	P3743	NA	2002-99 DAEWOO: Lanos
0772	NA	P3650	NA	2006-04 KIA TRUCKS: Sorento	2435	M3471	P3471	NA	2003-96 AUDI
0852	NA	P2972	NA	1990-87 PORSCHE: 944	2435	NA	P3671	NA	2005-00 AUDI
04764	NA	P3252	NA	1996-92 MERCEDES	2453	NA	P3646	NA	2006-00 MERCEDES
08359	M3251	P3251	NA	1997-94 ACURA: Integra	2499	NA	P3602	NA	2009-02 AUDI
1107	NA	P1722	NA	1954-36 NASH: Ambassador, 400	2499	NA	P3942	NA	2011-03 AUDI
1206	M3609	P3609	NA	2003-01 TOYOTA TRUCKS: Highlander	2686	NA	P3923	NA	2012-04 AUDI
1335	M2194	P2194	NA	1971-67 DODGE TRUCKS	2721	M3823	P3823	NA	2012-03 SAAB: 9-3
1460	NA	P3255	NA	1994-92 BMW: 525i, iT	2757	M2996	P2996	NA	1990-89 FORD: Taurus
					2757	M2997	P2997	M3118RSV	1990-89 FORD: Taurus, Thunderbird
					2757	M3083	P3083	M3083RSV	1994-90 FORD TRUCKS: Explorer, Ranger
					2757	M3117	P3117	M3117RSV	1996-90 FORD: Taurus, Thunderbird
					2757	M3118	P3118	M3118RSV	1995-91 FORD: Taurus, Thunderbird
					2767	M3787	P3787	NA	2006-03 DODGE TRUCKS: Sprinter

CASTING CROSS REF.

MASTER CYLINDER CASTING NUMBER CROSS REFERENCE

CASTING Number	NAPA Brakes (New)	NAPA Proformer (Reman)	NAPA Reservoir (New)	Application	CASTING Number	NAPA Brakes (New)	NAPA Proformer (Reman)	NAPA Reservoir (New)	Application
2767	M3788	P3788	NA	2006-03 DODGE TRUCKS: Sprinter 2500	4127	M4023	P3284	NA	2002-95 LINCOLN: Continental
2844	NA	P2169	NA	1984-82 NISSAN: Pulsar, Sentra	4136	M3283	P3283	M3283RSV	2002-96 FORD: Taurus
2880	NA	P3719	NA	2008-02 BMW	4136	M3727	P3283	NA	2002-96 FORD: Taurus
2909	M3592	P3592	NA	2003-01 TOYOTA TRUCKS: Highlander	4136	M3599	P3599	NA	2007-04 FORD: Taurus
2923	NA	P3672	NA	2005-04 BMW: 525i, 530i	4136	M3665	P3665	NA	2003 FORD: Taurus
2923	M4018	P4018	NA	2013-04 BMW	4146	M3250	P3250	NA	1997-95 FORD: Crown Victoria
2941	M3156	P3156	M3156RSV	1994-91 FORD: Crown Victoria	4146	M4835	P3250	NA	1997-95 FORD: Crown Victoria
2951	M36280	P36280	NA	1970-67 CHEVROLET/GMC TRUCKS: El Camino, Sprint	4146	M3298	P3298	NA	2006-95 FORD: Crown Victoria
2951	M2062	P2062	NA	1968-67 CHEVROLET	4146	M3729	P3298	NA	2006-95 FORD: Crown Victoria
2952	M3725	P3725	NA	2006-03 ACURA TRUCKS: MDX	4146	M3493	P3493	M3493RSV	2011-01 FORD: Crown Victoria
3059	M3662	P3662	NA	2005-02 JEEP TRUCKS: Liberty	4147	M3279	P3279	M3118RSV	1995 FORD FAMILY
3059	M3856	P3856	NA	2007-06 JEEP TRUCKS: Liberty	4147	M3280	P3280	NA	1995 FORD: Crown Victoria
3060	NA	P3847	NA	2006 JEEP TRUCKS: Liberty	4149	NA	P4154	NA	2007 CHRYSLER: 300
3060	NA	P4970	NA	2005-02 JEEP TRUCKS: Liberty	4175	NA	P4756	NA	2013-07 MINI: Cooper
3091	M3930	P3930	NA	2009-06 PONTIAC: Solstice	4185	M3246	P3246	NA	1997-95 FORD TRUCKS: Explorer, Ranger
3120	M3795	P3795	NA	2007-05 CHRYSLER: 300	4185	M3247	P3247	NA	1997-95 FORD TRUCKS: Explorer, Ranger
3122	M3775	P3775	NA	2007-05 CHRYSLER: 300	4217	NA	P3243	NA	1995 FORD TRUCKS: Explorer
3156	M3773	P3773	M3773RSV	2007-05 FORD TRUCKS: F Series Super Duty	4217	M3245	P3245	NA	1995 FORD TRUCKS: Explorer
3156	M3773	P3802	M3773RSV	2007-05 FORD TRUCKS: F Series Super Duty	4341	M3309	P3309	M3118RSV	1997-96 FORD: Crown Victoria
3156	M4443	P4432	M4443RSV	2010-08 FORD TRUCKS: F Series Super Duty	4341	M3310	P3310	NA	1997-96 FORD: Crown Victoria
3156	M4443	P4443	M4443RSV	2010-08 FORD TRUCKS: F Series Super Duty	4341	M3350	P3350	NA	1997-96 FORD: Crown Victoria
3183	NA	P3989	NA	2005-02 LAND ROVER TRUCKS: Freelander	4341	M3437	P3437	NA	2000-98 FORD: Crown Victoria
3226	M3188	P3188	NA	1998-93 MERCURY TRUCKS: Villager	4467	M4537	P4537	NA	2009-08 SATURN: Astra
3226	M3210	P3210	NA	1998-93 MERCURY TRUCKS: Villager	4467	M4538	P4538	NA	2009-08 SATURN: Astra
3260	NA	P4485	NA	2009-06 LAND ROVER TRUCKS: LR3, Range Rover Sport	4495	M3311	P3311	NA	1998-96 FORD: Mustang GT
34E02	M2827	P2827	M2827RSV	1989-85 NISSAN: Maxima, Stanza	4495	NA	P3312	NA	1998-96 FORD: Mustang Cobra
3568	M3190	P3190	NA	2000-92 DODGE: Viper	4512	M5045	NA	NA	2012-11 NISSAN: Versa
3571	M3825	P3825	NA	2008-05 FORD: Mustang	4584	M3374	P3374	NA	2000-97 CHRYSLER FAMILY: Mini Vans
3663	M3215	P3215	NA	1997-96 CHRYSLER: Concorde, New Yorker, LHS	4584	M3527	P3527	M3527RSV	2007-01 CHRYSLER TRUCKS: Town & Country, Voyager
3757	M3405	P3405	NA	1995-94 FORD: Mustang	4594	M3430	P3430	NA	2004-98 CHRYSLER
3757	M3459	P3459	M3459RSV	1998-96 FORD: Mustang	4594	M3475	P3475	NA	2004-02 CHRYSLER
3790	NA	P3862	NA	2007-06 FORD TRUCKS: E350 Super Duty	4594	M3701	P3701	NA	2004-02 CHRYSLER
3874	M3228	P3228	M3409RSV	1997-95 DODGE/PLYMOUTH: Neon	4623	M3861	P3861	NA	2012-07 FORD TRUCKS: Edge
3874	M3229	P3229	NA	1999-95 DODGE/PLYMOUTH: Neon	4623	NA	P4662	NA	2012-08 MAZDA TRUCKS: CX-9
3874	M3282	P3282	M3409RSV	2000-95 CHRYSLER FAMILY	4625	NA	P3843	NA	2007 CHRYSLER: 300
3874	M3375	P3375	NA	1998-95 DODGE/PLYMOUTH: Neon	4710	M3464	P3464	NA	2003-98 DODGE TRUCKS
3874	M3377	P3377	M3409RSV	1999-95 DODGE/PLYMOUTH: Neon	4790	NA	P3946	NA	2013-07 BMW TRUCKS: X5
3906	M3281	P3281	NA	1997-95 CHRYSLER FAMILY	4903	M3412	P3412	NA	2005-98 FORD TRUCKS
3906	M3409	P3409	M3409RSV	2000-98 CHRYSLER: Cirrus, Sebring	4903	M3413	P3413	M3413RSV	2005-98 FORD TRUCKS: Explorer
3919	M3373	P3373	M3373RSV	2000-96 CHRYSLER FAMILY: Mini Vans	4903	M3414	P3414	M3413RSV	2005-98 FORD TRUCKS
4028	M3259	P3259	M3259RSV	2006-97 CHRYSLER FAMILY	4903	M3806	P3806	M3413RSV	2009-06 MAZDA TRUCKS
4028	M3731	P3259	M3731RSV	2006-97 CHRYSLER FAMILY	4968	M3488	P3488	NA	2004-99 FORD: Mustang
4028	M3289	P3289	NA	1995 JEEP TRUCKS: Wrangler	4968	M3489	P3489	NA	2004-99 FORD: Mustang
4028	M3517	P3517	NA	1998 DODGE TRUCKS: Durango	4986	M3500	P3500	M3500RSV	2004-99 FORD: Mustang
4121	NA	P4081	NA	2005 TOYOTA: Celica	4986	M3570	P3570	NA	2004-99 FORD: Mustang
4127	M3284	P3284	M3284RSV	2002-95 LINCOLN: Continental	5419	M3867	P3867	M3867RSV	2013-07 DODGE TRUCKS: R1500 Pickup
					5617	M3508	P3508	NA	2005-00 SATURN: L Series
					5637	NA	P3854	NA	2009-05 VOLKSWAGEN: Bora (Mexico)
					5650	NA	P3848	NA	2010-05 VOLKSWAGEN: Bora (Mexico)
					5650	M4840	P4840	NA	2013-09 VOLKSWAGEN: Jetta, Beetle
					5655	NA	P4321	NA	2012-08 MERCEDES

CASTING CROSS REF.

MASTER CYLINDER CASTING NUMBER CROSS REFERENCE

CASTING Number	NAPA Brakes (New)	NAPA Proformer (Reman)	NAPA Reservoir (New)	Application	CASTING Number	NAPA Brakes (New)	NAPA Proformer (Reman)	NAPA Reservoir (New)	Application
5760	NA	P4342	NA	2012-08 DODGE TRUCKS - MEDIUM DUTY	23125	NA	P27856	NA	1968-61 DODGE TRUCKS - MEDIUM DUTY
5802	NA	P4326	NA	2005 TOYOTA: Echo	23126	M22977	P23528	NA	1962-57 FORD TRUCKS - MEDIUM DUTY
6073	M3678	P3678	NA	2005-02 FORD TRUCKS: Freestar, Windstar	23126	M27304	P27855	NA	1977-59 DODGE TRUCKS - MEDIUM DUTY
6073	NA	P3838	NA	2007-06 FORD TRUCKS: Freestar	23127	M22976	P23527	NA	1966-59 DODGE TRUCKS
6073	NA	P3993	NA	2007-06 FORD TRUCKS: Freestar	23477	M19450	P19450	NA	1983-57 FORD TRUCKS - MEDIUM DUTY
6078	M3479	P3479	NA	2011-02 DODGE TRUCKS: R1500, R2500, R3500	24288	M36072	P36072	NA	1966-61 FORD TRUCKS: Bronco, F100 - 250
6078	M3643	P3643	NA	2005-03 DODGE TRUCKS: R1500	25161	NA	P4575	NA	2013-09 HYUNDAI
6078	M3894	P3894	NA	2006 DODGE TRUCKS: R1500 Pickup	25184	M4547	P4547	NA	2013-09 CHEVROLET: Impala
6329	NA	P3142	NA	1995-91 SUZUKI TRUCKS: Sidekick	27129	M37257	P37257	NA	1966-60 CHRYSLER FAMILY
6511	M3914	P3914	M3914RSV	2010-08 CHRYSLER: 300	27209	NA	P4897	NA	2013-10 CHEVROLET: Camaro
6511	M4671	P4671	NA	2013-08 CHRYSLER: 300	27971	NA	P19451	NA	1983-73 FORD TRUCKS - MEDIUM DUTY
6511	M4671A	P4671	NA	2013-08 CHRYSLER: 300	28976	M3325	P3325	M3325RSV	2000-97 ACURA: EL (Canada)
6614	NA	P4753	NA	2009 FORD: Mustang	29803	NA	P2167	NA	1975 FORD TRUCKS: F100 - 150
6614	NA	P4900	NA	2012-10 FORD: Mustang	29803	M2168	P2168	NA	1976-73 FORD TRUCKS: E, F100 - 250
7082	M3241	P33792	NA	1954-46 CHRYSLER FAMILY	29803	M2218	P2218	NA	1979-73 FORD TRUCKS: F100 - 150
7167	M4570	P4570	M4570RSV	2013-09 CHEVROLET/GMC TRUCKS	29803	M2232	P2232	NA	1977-76 FORD TRUCKS: Bronco
7167	M4668	P4668	M4570RSV	2013-09 CHEVROLET/GMC TRUCKS	29878	M35125	NA	NA	1964-54 VOLKSWAGEN: Type I
7223	NA	P4695	NA	2013-09 CHEVROLET/GMC TRUCKS	29881	M36280	P36280	NA	1970-67 CHEVROLET/GMC TRUCKS: El Camino, Sprint
7223	NA	P4700	NA	2013-09 CHEVROLET/GMC TRUCKS	29881	M1944	P1944	NA	1976-68 FORD TRUCKS: F350, P350 - 400
7483	NA	P4994	NA	2013-11 DODGE TRUCKS: Durango	29881	M2062	P2062	NA	1968-67 CHEVROLET
7604	M3874	P3874	NA	2006-04 SCION: XA	29881	M2072	P2072	NA	1978-76 AMERICAN MOTORS
7905	M3420	P3420	NA	1999-98 ACURA TRUCKS: SLX	29881	M2066	P2074	NA	1978-70 DODGE/PLYMOUTH
9168	M3418	P3418	M3418RSV	2001-98 DODGE TRUCKS: R1500, R2500, R3500	29882	NA	P1978	NA	1969-67 BUICK, OLDSMOBILE
9184	M3474	P3474	M3555RSV	2005-00 CHRYSLER, DODGE: Neon	29883	M1843	P1843	NA	1967-64 AMERICAN MOTORS
9184	M3483	P3483	M3555RSV	2004-01 CHRYSLER, DODGE: Neon	29883	M1843	P1924	NA	1976-68 AMERICAN MOTORS
9184	M3555	P3555	M3555RSV	2004-02 CHRYSLER, DODGE: Neon	29893	NA	P2044	NA	1973-71 CHRYSLER FAMILY
9269	M3524	P3524	M3527RSV	2002-01 CHRYSLER TRUCKS: Town & Country, Voyager	29893	M2066	P2074	NA	1978-70 DODGE/PLYMOUTH
9269	M3525	P3525	M3527RSV	2005-98 CHRYSLER TRUCKS: Town & Country, Voyager, Pacifica	29893	M2044M	P2044M	NA	1973-71 CHRYSLER FAMILY
9269	M3526	P3526	M3527RSV	2002-01 CHRYSLER TRUCKS: Town & Country, Voyager	29903	NA	P2167	NA	1975 FORD TRUCKS: F100 - 150
9269	M3852	P3852	M3527RSV	2007-05 CHRYSLER TRUCKS: Town & Country	29903	M2168	P2168	NA	1976-73 FORD TRUCKS: E, F100 - 250
9301	M3486	P3486	M3487RSV	2007-99 FORD TRUCKS: E150 - 350, E Super Duty	29903	M2218	P2218	NA	1979-73 FORD TRUCKS: F100 - 150
9301	M3487	P3487	M3487RSV	2005-99 FORD TRUCKS: E250 - 350, E Super Duty	29907	M2072	P2072	NA	1978-76 AMERICAN MOTORS
9301	M3636	P3636	M3487RSV	2007-04 FORD TRUCKS	29919	M2122	P2122	NA	1975-73 DODGE: Dart, Demon, Swinger
9301	M3638	P3638	NA	2004 FORD TRUCKS: E150	29933	M2153	P2153	NA	1980-74 FORD
9412	M3518	P3518	M3518RSV	2004-99 DODGE TRUCKS: Dakota, Durango	29981	NA	P2295	NA	1982-76 CHEVROLET: Chevette
9529	M3492	P3492	M3492RSV	2003-00 FORD: Taurus	30250	NA	P3148	NA	1996-91 TOYOTA TRUCKS: Previa
9529	M3580	P3580	NA	2007-04 FORD: Taurus	30340	M3174	P3174	M3069RSV	1997-92 HONDA: Civic, Civic Del Sol
9634	M3470	P3470	NA	2005-01 DODGE TRUCKS: R2500, R3500	35461	M36095	P36095	NA	1965-64 FORD TRUCKS: Ranchero
9722	M3654	P3654	NA	2003-02 SATURN TRUCKS: Vue	39749	NA	P3661	NA	2007-02 FORD TRUCKS
11196	M36067	P36618	NA	1966-61 FORD TRUCKS	40525	M36006	P36006	NA	1966-63 CHEVROLET/GMC TRUCKS
14020	M14019	P58140	NA	1956-53 FORD TRUCKS	40820	NA	P3346	NA	1996-95 SUBARU: Legacy
14026	M14025	P14025	NA	1956-53 FORD TRUCKS - MEDIUM DUTY	41207	M78314	P78314	NA	1979-72 FORD TRUCKS - MEDIUM DUTY
14486	M16714	P17265	NA	1957-55 CHEVROLET/GMC TRUCKS	45465	M36280	P36280	NA	1970-67 CHEVROLET/GMC TRUCKS: El Camino, Sprint
20510	M3167	P3167	M3286RSV	1994-92 LEXUS: ES300	45465	M2062	P2062	NA	1968-67 CHEVROLET
22120	NA	P3597	NA	2000-99 BMW	45465	M36095	P36095	NA	1965-64 FORD TRUCKS: Ranchero
23120	NA	P3257	NA	1998-92 BMW	55030	NA	P2199	NA	1974-71 VOLKSWAGEN: Type IV
					57560	M36246	P36246	NA	1971-67 CHEVROLET/GMC TRUCKS

CASTING CROSS REF.

MASTER CYLINDER CASTING NUMBER CROSS REFERENCE

CASTING Number	NAPA Brakes (New)	NAPA Proformer (Reman)	NAPA Reservoir (New)	Application	CASTING Number	NAPA Brakes (New)	NAPA Proformer (Reman)	NAPA Reservoir (New)	Application
57560	M1955	P1955	NA	1970-69 CHRYSLER FAMILY	616397	M36006	P36006	NA	1966-63 CHEVROLET/GMC TRUCKS
64506	NA	P8569	NA	1978-68 IHC/NAVISTAR TRUCKS - MEDIUM DUTY	616397	M49763	P49763	NA	1966-62 BUICK, OLDSMOBILE, PONTIAC
76871	M1879	P1879	NA	1970-67 GENERAL MOTORS	616588	M36280	P36280	NA	1970-67 CHEVROLET/GMC TRUCKS: El Camino, Sprint
76871	M1880	P1880	NA	1970-67 CHEVROLET	616588	M2062	P2062	NA	1968-67 CHEVROLET
76871	M1914	P1914	NA	1975-71 CHECKER: Aerobus	616629	M36006	P36006	NA	1966-63 CHEVROLET/GMC TRUCKS
76871	M2040	P2040	NA	1972-67 BUICK, OLDSMOBILE, PONTIAC	616634	M36006	P36006	NA	1966-63 CHEVROLET/GMC TRUCKS
76871	M2056	P2056	NA	1974-67 GENERAL MOTORS	616648	M37257	P37257	NA	1966-60 CHRYSLER FAMILY
76877	M36072	P36072	NA	1966-61 FORD TRUCKS: Bronco, F100 - 250	616648	M40963	P40963	NA	1965-62 CHRYSLER FAMILY
81364	M32900	P32900	NA	1960 EDSEL: Ranger, Villager	616648	M43758	P43758	NA	1966-60 DODGE/PLYMOUTH
88E21	M3093	P3093	NA	1997-89 NISSAN: Altima, Maxima, Stanza	617067	M36072	P36072	NA	1966-61 FORD TRUCKS: Bronco, F100 - 250
85E23	M3151	P3151	NA	1994-89 NISSAN: Maxima	617111	M2072	P2072	NA	1978-76 AMERICAN MOTORS
85E24	M3011	P3011	NA	1991-89 NISSAN: Maxima	617489	M36006	P36006	NA	1966-63 CHEVROLET/GMC TRUCKS
85E60	M3181	P3181	NA	1994-91 NISSAN: Maxima	617489	M49763	P49763	NA	1966-62 BUICK, OLDSMOBILE, PONTIAC
201326	M3722	P3722	NA	2005-04 ACURA: TL	617974	M1843	P1843	NA	1967-64 AMERICAN MOTORS
202400	M3868	P3868	NA	2011-07 DODGE TRUCKS: Nitro	617974	M1843	P1924	NA	1976-68 AMERICAN MOTORS
202400	M4884	NA	NA	2012-10 JEEP TRUCKS: Liberty, Wrangler	617974	M1929	P1929	NA	1972-67 FORD: Mustang
210267.99	M3429	P3429	NA	2000-97 FORD: Contour	617974	M36006	P36006	NA	1966-63 CHEVROLET/GMC TRUCKS
210269.99	M3441	P3441	NA	2000-97 FORD: Contour	617979	M36006	P36006	NA	1966-63 CHEVROLET/GMC TRUCKS
210270.99	M3425	P3425	NA	2002-00 AUDI: TT, TT Quattro	617979	M49752	P49752	NA	1966-63 BUICK
210290.99	NA	P3568	NA	2002-99 MERCURY: Cougar	617979	M49755	P49755	NA	1966-63 BUICK, OLDSMOBILE, PONTIAC
210302.99	M3535	P3535	NA	2004-03 FORD: Focus	617979	M49763	P49763	NA	1966-62 BUICK, OLDSMOBILE, PONTIAC
210303.99	M3534	P3534	NA	2002-00 FORD: Focus	618012	M36373	P36373	NA	1966-62 CADILLAC
222524	M3635	P3635	NA	2008-04 FORD TRUCKS: F150	618012	M37257	P37257	NA	1966-60 CHRYSLER FAMILY
223757	M3244	P3244	NA	1995-94 FORD: Mustang	618081	M36006	P36006	NA	1966-63 CHEVROLET/GMC TRUCKS
223757	NA	P4257	NA	1993 FORD: Mustang	618081	M49755	P49755	NA	1966-63 BUICK, OLDSMOBILE, PONTIAC
226678	M4335	P4335	NA	2013-08 NISSAN TRUCKS: Rogue	618082	M36006	P36006	NA	1966-63 CHEVROLET/GMC TRUCKS
300358	NA	P2144	NA	1972-70 FORD TRUCKS: P350 - 400	618082	M49752	P49752	NA	1966-63 BUICK
300358	M36917	P36917	NA	1969-67 CHEVROLET/GMC TRUCKS - MEDIUM DUTY	618082	M49753	P49753	NA	1966-64 OLDSMOBILE
300358	NA	P37017	NA	1971-68 FORD TRUCKS - MEDIUM DUTY	618082	M49755	P49755	NA	1966-63 BUICK, OLDSMOBILE, PONTIAC
300406	NA	P8580	NA	1977-68 FORD TRUCKS - MEDIUM DUTY	618082	M49763	P49763	NA	1966-62 BUICK, OLDSMOBILE, PONTIAC
300407	NA	P8581	NA	1973-68 DODGE TRUCKS - MEDIUM DUTY	618452	M1874	P1874	NA	1970-67 CHRYSLER FAMILY
300455	M36438	P36438	NA	1983-70 FORD TRUCKS - MEDIUM DUTY	618452	M36095	P36095	NA	1965-64 FORD TRUCKS: Ranchero
310048	M3533	P3533	NA	2002-00 FORD: Focus	618452	M1874M	P1874M	NA	1970-67 CHRYSLER FAMILY
310052	NA	P3618	NA	2004-00 VOLVO: S40, V40	618967	M36095	P36095	NA	1965-64 FORD TRUCKS: Ranchero
322266	M3807	P3807	NA	2007-05 FORD FAMILY	618967	M36006	P36006	NA	1966-63 CHEVROLET/GMC TRUCKS
322266	M4837	P4837	NA	2007-05 FORD: Five Hundred	618967	M49755	P49755	NA	1966-63 BUICK, OLDSMOBILE, PONTIAC
322748	M3653	P3653	NA	2006-05 CHEVROLET TRUCKS: Equinox	618994	M32900	P32900	NA	1960 EDSEL: Ranger, Villager
332089	M3818	P3818	NA	2008-07 CADILLAC TRUCKS: Escalade	618994	M36072	P36072	NA	1966-61 FORD TRUCKS: Bronco, F100 - 250
332089	M4749	P4749	NA	2012-09 CADILLAC TRUCKS	618994	M58440	P58440	NA	1966 FORD, MERCURY
332146	M4988	P4988	NA	2005-03 DODGE TRUCKS	618995	M36006	P36006	NA	1966-63 CHEVROLET/GMC TRUCKS
332843	M3887	P3887	M3887RSV	2009-07 CHRYSLER TRUCKS: Aspen	618995	M49755	P49755	NA	1966-63 BUICK, OLDSMOBILE, PONTIAC
530001	NA	P3875	NA	2012-08 TOYOTA TRUCKS: Sequoia	1556657	M43758	P43758	NA	1966-60 DODGE/PLYMOUTH
545509	M1922	P1922	NA	1976-67 CHEVROLET: Corvette	2074964	M37257	P37257	NA	1966-60 CHRYSLER FAMILY
545509	M1974	P1974	NA	1976-67 CHEVROLET	2074964	M43758	P43758	NA	1966-60 DODGE/PLYMOUTH
616029	M32900	P32900	NA	1960 EDSEL: Ranger, Villager	2223101	NA	P2043	NA	1976-71 AMERICAN MOTORS
616029	M36072	P36072	NA	1966-61 FORD TRUCKS: Bronco, F100 - 250	2225032	M36095	P36095	NA	1965-64 FORD TRUCKS: Ranchero
616284	M36095	P36095	NA	1965-64 FORD TRUCKS: Ranchero	2225032	M36006	P36006	NA	1966-63 CHEVROLET/GMC TRUCKS
					2225032	M49755	P49755	NA	1966-63 BUICK, OLDSMOBILE, PONTIAC

CASTING CROSS REF.

MASTER CYLINDER CASTING NUMBER CROSS REFERENCE

CASTING Number	NAPA Brakes (New)	NAPA Proformer (Reman)	NAPA Reservoir (New)	Application	CASTING Number	NAPA Brakes (New)	NAPA Proformer (Reman)	NAPA Reservoir (New)	Application
2225032	M59972	P59972	NA	1966-65 FORD: Thunderbird	2226821	M1955	P1955	NA	1970-69 CHRYSLER FAMILY
2225032	M390372	P390372	NA	1966-65 CHEVROLET: Corvette	2226821	M2072	P2072	NA	1978-76 AMERICAN MOTORS
2225521	M2039	P2039	NA	1973-67 FORD, MERCURY	2226831	NA	P1927	NA	1971-68 FORD FAMILY
2225531	M1929	P1892	NA	1968-67 FORD, MERCURY	2226831	M1935	P1935	NA	1976-68 AMERICAN MOTORS
2225541	NA	P1877	NA	1970-67 DODGE/PLYMOUTH	2226901	M1843	P1843	NA	1967-64 AMERICAN MOTORS
2225601	M1874	P1874	NA	1970-67 CHRYSLER FAMILY	2226901	M1879	P1879	NA	1970-67 GENERAL MOTORS
2225601	M1874M	P1874M	NA	1970-67 CHRYSLER FAMILY	2226901	M1843	P1924	NA	1976-68 AMERICAN MOTORS
2225621	M1955	P1955	NA	1970-69 CHRYSLER FAMILY	2226901	NA	P1927	NA	1971-68 FORD FAMILY
2225647	M1879	P1879	NA	1970-67 GENERAL MOTORS	2227001	M1843	P1843	NA	1967-64 AMERICAN MOTORS
2225647	M36246	P36246	NA	1971-67 CHEVROLET/GMC TRUCKS	2227001	M1843	P1924	NA	1976-68 AMERICAN MOTORS
2225647	M1914	P1914	NA	1975-71 CHECKER: Aerobus	2227011	NA	P2047	NA	1972-71 GENERAL MOTORS
2225647	M1944	P1944	NA	1976-68 FORD TRUCKS: F350, P350 - 400	2227061	M2036	P2036	NA	1972-67 FORD, MERCURY
2225647	M1947	P1947	NA	1973-68 IHC TRUCKS	2227061	M2039	P2039	NA	1973-67 FORD, MERCURY
2225647	M1956	P1956	NA	1967 CHEVROLET/GMC TRUCKS: P20 - 35	2227091	M1929	P1892	NA	1968-67 FORD, MERCURY
2225647	M2040	P2040	NA	1972-67 BUICK, OLDSMOBILE, PONTIAC	2227091	M1929	P1929	NA	1972-67 FORD: Mustang
2225647	M2056	P2056	NA	1974-67 GENERAL MOTORS	2227091	M2077	P2077	NA	1973 FORD: Mustang
2225681	M1930	P1896	NA	1971-67 FORD TRUCKS: Ranchero	2227091	M2153	P2153	NA	1980-74 FORD
2225681	M1930	P1930	NA	1971-67 FORD TRUCKS: Ranchero	2227111	M1926	P1926	NA	1971-68 FORD, MERCURY
2225731	M1902	P1902	NA	1967 FORD TRUCKS	2227111	M1929	P1929	NA	1972-67 FORD: Mustang
2225731	M1929	P1929	NA	1972-67 FORD: Mustang	2227111	M1945	P1945	NA	1971-67 FORD FAMILY
2225731	M2026	P2026	NA	1970-67 DODGE/PLYMOUTH	2227111	M1961	P1961	NA	1971-67 FORD FAMILY
2225731	M2036	P2036	NA	1972-67 FORD, MERCURY	2227111	M2039	P2039	NA	1973-67 FORD, MERCURY
2225751	M1926	P1926	NA	1971-68 FORD, MERCURY	2227121	M1930	P1896	NA	1971-67 FORD TRUCKS: Ranchero
2225751	M1929	P1929	NA	1972-67 FORD: Mustang	2227121	M1930	P1930	NA	1971-67 FORD TRUCKS: Ranchero
2225751	M1945	P1945	NA	1971-67 FORD FAMILY	2227161	M36246	P36246	NA	1971-67 CHEVROLET/GMC TRUCKS
2225771	M36246	P36246	NA	1971-67 CHEVROLET/GMC TRUCKS	2227161	M1902	P1902	NA	1967 FORD TRUCKS
2225771	NA	P1903	NA	1967 FORD TRUCKS	2227161	M1929	P1929	NA	1972-67 FORD: Mustang
2225771	M1944	P1942	NA	1972-68 FORD TRUCKS: F350	2227161	M2026	P2026	NA	1970-67 DODGE/PLYMOUTH
2225771	M1944	P1944	NA	1976-68 FORD TRUCKS: F350, P350 - 400	2227383	M1879	P1879	NA	1970-67 GENERAL MOTORS
2225771	M1956	P1956	NA	1967 CHEVROLET/GMC TRUCKS: P20 - 35	2227412	NA	P2043	NA	1976-71 AMERICAN MOTORS
2225771	M1961	P1961	NA	1971-67 FORD FAMILY	2227451	M1930	P1896	NA	1971-67 FORD TRUCKS: Ranchero
2225871	M36280	P36280	NA	1970-67 CHEVROLET/GMC TRUCKS: El Camino, Sprint	2227451	M1930	P1930	NA	1971-67 FORD TRUCKS: Ranchero
2225871	NA	P1978	NA	1969-67 BUICK, OLDSMOBILE	2227451	M39495	P39495	NA	1973-66 FORD
2225871	NA	P2042	NA	1976-71 AMERICAN MOTORS	2227451	M2036	P2036	NA	1972-67 FORD, MERCURY
2225871	NA	P2043	NA	1976-71 AMERICAN MOTORS	2227451	M2039	P2039	NA	1973-67 FORD, MERCURY
2225871	M2062	P2062	NA	1968-67 CHEVROLET	2227451	NA	P2044	NA	1973-71 CHRYSLER FAMILY
2225901	M1879	P1879	NA	1970-67 GENERAL MOTORS	2227451	NA	P1877M	NA	1970-67 DODGE/PLYMOUTH
2225901	M1914	P1914	NA	1975-71 CHECKER: Aerobus	2227451	M2044M	P2044M	NA	1973-71 CHRYSLER FAMILY
2225901	M2040	P2040	NA	1972-67 BUICK, OLDSMOBILE, PONTIAC	2227541	NA	P2044	NA	1973-71 CHRYSLER FAMILY
2225951	M2080	P2080	NA	1975-68 FORD TRUCKS: E, F250 - 350	2227541	M2044M	P2044M	NA	1973-71 CHRYSLER FAMILY
2225951	M2189	P2189	NA	1976 FORD TRUCKS: E, F250 - 350	2227561	NA	P2059	NA	1972 FORD FAMILY
2226091	M1926	P1926	NA	1971-68 FORD, MERCURY	2227671	M2219	P2192	NA	1996-76 CHEVROLET/GMC TRUCKS: G, P30/35
2226091	M1947	P1947	NA	1973-68 IHC TRUCKS	2227671	M2219	P2219	NA	1998-96 AM GENERAL: Hummer
2226091	M2194	P2194	NA	1971-67 DODGE TRUCKS	2227811	M2154	P2154	NA	1979-75 FORD FAMILY
2226291	M2194	P2194	NA	1971-67 DODGE TRUCKS	2227821	M2448	P2448	NA	1986-84 FORD: Mustang
2226311	M36280	P36280	NA	1970-67 CHEVROLET/GMC TRUCKS: El Camino, Sprint	2227821	NA	P2448BX	NA	1986-84 FORD: Mustang
2226311	M2062	P2062	NA	1968-67 CHEVROLET	2227831	M2069	P2069	NA	1989-72 FORD FAMILY
2226311	M2072	P2072	NA	1978-76 AMERICAN MOTORS	2227831	M2070	P2070	NA	1975-72 FORD TRUCKS: Ranchero
2226311	M2127	P2127	NA	1977-72 DODGE/PLYMOUTH TRUCKS	2227831	NA	P2167	NA	1975 FORD TRUCKS: F100 - 150
2226811	NA	P1878	NA	1969-66 CHRYSLER FAMILY	2227831	M2168	P2168	NA	1976-73 FORD TRUCKS: E, F100 - 250
					2227831	M2218	P2218	NA	1979-73 FORD TRUCKS: F100 - 150
					2227831	M2220	P2220	NA	1983-75 FORD TRUCKS: E100 - 150
					2227831	M2232	P2232	NA	1977-76 FORD TRUCKS: Bronco
					2227928	M2327	P2327	NA	1986-78 JEEP TRUCKS: CJ, DJ Series
					2227966	M2414	P2414	NA	1995-81 CHEVROLET/GMC TRUCKS

CASTING CROSS REF.

MASTER CYLINDER CASTING NUMBER CROSS REFERENCE

CASTING Number	NAPA Brakes (New)	NAPA Proformer (Reman)	NAPA Reservoir (New)	Application	CASTING Number	NAPA Brakes (New)	NAPA Proformer (Reman)	NAPA Reservoir (New)	Application
2228661	M2080	P2080	NA	1975-68 FORD TRUCKS: E, F250 - 350	2229851	NA	P2047	NA	1972-71 GENERAL MOTORS
2228661	M2189	P2189	NA	1976 FORD TRUCKS: E, F250 - 350	2229851	M2072	P2072	NA	1978-76 AMERICAN MOTORS
2228671	M2134	P2134	NA	1973 CHEVROLET/GMC TRUCKS	2229851	M2227	P2227	NA	1986-77 FORD TRUCKS: E, F250 - 350
2228671	NA	P2155	NA	1978-75 FORD: Granada	2230600	M8551	P8551	NA	1987-73 CHEVROLET/GMC TRUCKS - MEDIUM DUTY
2229071	M2134	P2134	NA	1973 CHEVROLET/GMC TRUCKS	2230600	M5852	P8552	NA	1991-83 CHEVROLET/GMC TRUCKS - MEDIUM DUTY
2229071	M2135	P2135	NA	1986-74 CHEVROLET/GMC TRUCKS	2230600	M8553	P8553	NA	1994-84 FORD TRUCKS - MEDIUM DUTY
2229071	M2309	P2309	NA	1978-75 DODGE TRUCKS	2230600	M8555	P8555	NA	1983-80 FORD TRUCKS - MEDIUM DUTY
2229071	M2326	P2326	NA	1993-79 DODGE TRUCKS	2230600	NA	P8556	NA	1983-79 IHC/NAVISTAR TRUCKS - MEDIUM DUTY
2229191	M2072	P2072	NA	1978-76 AMERICAN MOTORS	2230600	NA	P8557	NA	1983-79 IHC/NAVISTAR TRUCKS - MEDIUM DUTY
2229311	M2139	P2139	NA	1974 FORD: Maverick, Mustang	2230600	M8559	P8559	NA	1983-80 FORD TRUCKS - MEDIUM DUTY
2229311	NA	P2140	NA	1974 FORD: Pinto	2230600	NA	P8587	NA	1996-85 CHEVROLET/GMC TRUCKS - MEDIUM DUTY
2229311	M2153	P2153	NA	1980-74 FORD	2230600	NA	P8594	NA	1991-87 CHEVROLET/GMC TRUCKS - MEDIUM DUTY
2229311	M2165	P2165	NA	1980-75 FORD	2230605	M8560	P8560	NA	1985-77 CHEVROLET/GMC TRUCKS - MEDIUM DUTY
2229331	M2069	P2069	NA	1989-72 FORD FAMILY	2230605	NA	P8562	NA	1989-84 IHC/NAVISTAR TRUCKS - MEDIUM DUTY
2229331	M2070	P2070	NA	1975-72 FORD TRUCKS: Ranchero	2230605	M8564	P8564	NA	1983-79 IHC/NAVISTAR TRUCKS - MEDIUM DUTY
2229331	NA	P2447	NA	1987-82 AMERICAN MOTORS	2230605	NA	P8565	NA	1983-79 IHC/NAVISTAR TRUCKS - MEDIUM DUTY
2229331	M2960	P2960	NA	1987-82 AMERICAN MOTORS	2230605	NA	P8586	NA	1990-84 FORD TRUCKS - MEDIUM DUTY
2229331	M2989	P2989	NA	1995-90 JEEP TRUCKS: Wrangler	2230605	M8588	P8588	NA	2002-92 CHEVROLET/GMC TRUCKS - MEDIUM DUTY
2229331	M3107	P3107	NA	1994-90 JEEP TRUCKS	2230854	M2066	P2074	NA	1978-70 DODGE/PLYMOUTH
2229391	M2134	P2134	NA	1973 CHEVROLET/GMC TRUCKS	2230854	M2179	P2179	NA	1979-76 CHRYSLER FAMILY
2229391	M2309	P2309	NA	1978-75 DODGE TRUCKS	2230854	NA	P2258	NA	1976 DODGE: Dart, Demon, Swinger
2229521	M2219	P2192	NA	1996-76 CHEVROLET/GMC TRUCKS: G, P30/35	2230941	M2407	P2407	NA	1983-80 FORD TRUCKS: F250 - 350
2229521	M2219	P2219	NA	1998-96 AM GENERAL: Hummer	2230943	M2407	P2407	NA	1983-80 FORD TRUCKS: F250 - 350
2229581	M2227	P2227	NA	1986-77 FORD TRUCKS: E, F250 - 350	2230943	M2412	P2412	NA	1983-80 FORD TRUCKS: F250
2229581	M2233	P2233	NA	1983-77 FORD TRUCKS: E, F350	2230944	M2412	P2412	NA	1983-80 FORD TRUCKS: F250
2229721	M2139	P2139	NA	1974 FORD: Maverick, Mustang	2230966	M81517	P81517	NA	1994-80 FORD TRUCKS - MEDIUM DUTY
2229721	M2153	P2153	NA	1980-74 FORD	2231130	M2066	P2066	NA	1975-71 CHRYSLER FAMILY
2229721	M2165	P2165	NA	1980-75 FORD	2231137	M2219	P2192	NA	1996-76 CHEVROLET/GMC TRUCKS: G, P30/35
2229771	M2127	P2127	NA	1977-72 DODGE/PLYMOUTH TRUCKS	2231137	M2219	P2219	NA	1998-96 AM GENERAL: Hummer
2229791	M2069	P2069	NA	1989-72 FORD FAMILY	2231181	M2069	P2069	NA	1989-72 FORD FAMILY
2229791	M2070	P2070	NA	1975-72 FORD TRUCKS: Ranchero	2231181	M2070	P2070	NA	1975-72 FORD TRUCKS: Ranchero
2229791	M2076	P2076	NA	1979-73 FORD FAMILY	2231366	M2416	P2416	NA	1984-81 CHEVROLET/GMC TRUCKS: G10 - 25, P20/25
2229791	NA	P2167	NA	1975 FORD TRUCKS: F100 - 150	2231482	NA	P2415	NA	1984-81 CHEVROLET/GMC TRUCKS: G10/15
2229791	M2168	P2168	NA	1976-73 FORD TRUCKS: E, F100 - 250	2231532	M2533	P2533	NA	2003-00 WORKHORSE
2229791	M2218	P2218	NA	1979-73 FORD TRUCKS: F100 - 150	2231569	NA	P2417	NA	1982-81 CHRYSLER FAMILY
2229831	M1947	P1947	NA	1973-68 IHC TRUCKS	2231591	M2448	P2448	NA	1986-84 FORD: Mustang
2229831	NA	P2129	NA	1975-74 GENERAL MOTORS	2231591	NA	P2448BX	NA	1986-84 FORD: Mustang
2229831	M2132	P2132	NA	1980-74 CHEVROLET/GMC TRUCKS	2231596	NA	P2417	NA	1982-81 CHRYSLER FAMILY
2229831	M2133	P2133	NA	1980-74 CHEVROLET/GMC TRUCKS: G10/15	2231898	M2414	P2414	NA	1995-81 CHEVROLET/GMC TRUCKS
2229831	NA	P2167	NA	1975 FORD TRUCKS: F100 - 150	2231924	NA	P2314	NA	1983-78 FORD, MERCURY
2229831	M2168	P2168	NA	1976-73 FORD TRUCKS: E, F100 - 250	2231924	M2418	P2418	NA	1983-81 FORD: Escort, EXP
2229831	M2218	P2218	NA	1979-73 FORD TRUCKS: F100 - 150	2231924	NA	P2419	NA	1983-81 FORD: Escort, EXP
2229831	M2221	P2221	NA	1978-77 JEEP TRUCKS: CJ, DJ Series					
2229831	M2229	P2229	NA	1978-77 JEEP TRUCKS: CJ, DJ Series					
2229831	M2232	P2232	NA	1977-76 FORD TRUCKS: Bronco					
2229831	M2285	P2285	NA	1981-78 JEEP TRUCKS: CJ, DJ Series					
2229831	M2327	P2327	NA	1986-78 JEEP TRUCKS: CJ, DJ Series					
2229831	M2408	P2408	NA	1986-80 FORD TRUCKS: F150					

CASTING CROSS REF.

MASTER CYLINDER CASTING NUMBER CROSS REFERENCE

CASTING Number	NAPA Brakes (New)	NAPA Proformer (Reman)	NAPA Reservoir (New)	Application	CASTING Number	NAPA Brakes (New)	NAPA Proformer (Reman)	NAPA Reservoir (New)	Application
2231924	M2457	P2457	NA	1986-82 FORD: Mustang	3461189	M2044M	P2044M	NA	1973-71 CHRYSLER FAMILY
2231924	M2458	P2458	NA	1986-81 FORD, MERCURY	3481187	M2178	P2178	NA	1977-73 DODGE/PLYMOUTH
2231995	M2757	P2757	NA	1990-84 VOLKSWAGEN	3530354	NA	P3211	NA	1998-92 VOLVO: 940, 960, S90, V90
2232038	M2558	P2558	NA	1986-84 FORD TRUCKS: E150 - 250, F250	3530972	NA	P3212	NA	1993-88 VOLVO: 240
2232101	NA	P1978	NA	1969-67 BUICK, OLDSMOBILE	3580006	M2067	P2067	NA	1973-71 DODGE: Dart, Demon, Swinger
2232101	NA	P2042	NA	1976-71 AMERICAN MOTORS	3580006	NA	P2067M	NA	1973-71 DODGE: Dart, Demon, Swinger
2232101	NA	P2043	NA	1976-71 AMERICAN MOTORS	3580095	M2123	P2123	NA	1978-74 CHRYSLER FAMILY
2232145	NA	P3444	NA	2001-92 AM GENERAL: Hummer	3580095	NA	P2123M	NA	1978-74 CHRYSLER FAMILY
2232281	M1902	P1902	NA	1967 FORD TRUCKS	3580121	M2122	P2122	NA	1975-73 DODGE: Dart, Demon, Swinger
2232281	M2032	P2032	NA	1974-70 GENERAL MOTORS	3580121	M2178	P2178	NA	1977-73 DODGE/PLYMOUTH
2232281	NA	P2047	NA	1972-71 GENERAL MOTORS	3699197	M2179	P2179	NA	1979-76 CHRYSLER FAMILY
2232281	M2072	P2072	NA	1978-76 AMERICAN MOTORS	3699208	NA	P2258	NA	1976 DODGE: Dart, Demon, Swinger
2232281	NA	P2130	NA	1975-74 OLDSMOBILE: Toronado	3699228	NA	P2258	NA	1976 DODGE: Dart, Demon, Swinger
2232645	M4556	P4556	M4556RSV	1993-87 FORD: Mustang, Thunderbird	3699263	NA	P1878	NA	1969-66 CHRYSLER FAMILY
2235671	M1935	P1935	NA	1976-68 AMERICAN MOTORS	3699263	M2178	P2178	NA	1977-73 DODGE/PLYMOUTH
2236179	NA	P8556	NA	1983-79 IHC/NAVISTAR TRUCKS - MEDIUM DUTY	3699263	M2179	P2179	NA	1979-76 CHRYSLER FAMILY
2239045	M8590	P8590	NA	2007-90 FORD TRUCKS - MEDIUM DUTY	3699264	M2123	P2123	NA	1978-74 CHRYSLER FAMILY
2239045	NA	P8592	NA	2009-83 CHEVROLET/GMC TRUCKS - MEDIUM DUTY	3699264	NA	P2123M	NA	1978-74 CHRYSLER FAMILY
2239045	M8593	P8593	NA	2013-08 FORD TRUCKS	3766105	M2179	P2179	NA	1979-76 CHRYSLER FAMILY
2259705	NA	P40411	NA	1997-86 FORD TRUCKS - MEDIUM DUTY	3766105	M2373	P2373	NA	1989-78 CHRYSLER FAMILY
2265634	M37257	P37257	NA	1966-60 CHRYSLER FAMILY	3766185	M2077	P2077	NA	1973 FORD: Mustang
2265634	M40963	P40963	NA	1965-62 CHRYSLER FAMILY	3766185	M2123	P2123	NA	1978-74 CHRYSLER FAMILY
2265653	M37257	P37257	NA	1966-60 CHRYSLER FAMILY	3766185	M2411	P2411	M2411RSV	1993-76 DODGE/PLYMOUTH TRUCKS
2274660	M2356	P2356	NA	1984-79 VOLKSWAGEN: Rabbit	3766185	NA	P2123M	NA	1978-74 CHRYSLER FAMILY
2274660	NA	P2375	NA	1980-78 FORD: Fiesta	3766185	NA	P2411M	NA	1989-76 DODGE/PLYMOUTH TRUCKS
2274660	M2356	P2436	NA	1984-79 VOLKSWAGEN: Rabbit	3769215	M36006	P36006	NA	1966-63 CHEVROLET/GMC TRUCKS
2404431	M2288	P2288	M2289RSV	1980-78 GENERAL MOTORS	3769216	M36006	P36006	NA	1966-63 CHEVROLET/GMC TRUCKS
2404431	M2289	P2289	M2289RSV	1980-78 GENERAL MOTORS	3769218	M36006	P36006	NA	1966-63 CHEVROLET/GMC TRUCKS
2404431	NA	P2291	NA	1981-79 GENERAL MOTORS	3769225	M34403	P34403	NA	1966-60 CHEVROLET/GMC TRUCKS - MEDIUM DUTY
2404431	NA	P2292	NA	1980-76 GENERAL MOTORS	3769225	M36006	P36006	NA	1966-63 CHEVROLET/GMC TRUCKS
2623414	M2288	P2288	M2289RSV	1980-78 GENERAL MOTORS	3778279	M36006	P36006	NA	1966-63 CHEVROLET/GMC TRUCKS
2623414	NA	P2292	NA	1980-76 GENERAL MOTORS	4294511	M2963	P2963	M2534RSV	1995-85 CHRYSLER FAMILY
2623414	NA	P2295	NA	1982-76 CHEVROLET: Chevette	4509542	M2496	P2496	M2496RSV	1994-83 CHRYSLER FAMILY
2623440	NA	P2162	NA	1975-71 GENERAL MOTORS	5204037	M2404	P2404	NA	1982 DODGE TRUCKS: Rampage
2623539	NA	P2259	NA	1982-76 CHEVROLET: Chevette	5452310	M1880	P1880	NA	1970-67 CHEVROLET
2623604	NA	P2295	NA	1982-76 CHEVROLET: Chevette	5452310	M1914	P1914	NA	1975-71 CHECKER: Aerobus
2623938	M2288	P2288	M2289RSV	1980-78 GENERAL MOTORS	5452310	M1949	P1949	NA	1970-68 CADILLAC: Calais, Deville, Fleetwood
2623938	NA	P2292	NA	1980-76 GENERAL MOTORS	5452310	M2040	P2040	NA	1972-67 BUICK, OLDSMOBILE, PONTIAC
2660809	M1874	P1874	NA	1970-67 CHRYSLER FAMILY	5452310	M2056	P2056	NA	1974-67 GENERAL MOTORS
2660809	M1874M	P1874M	NA	1970-67 CHRYSLER FAMILY	5452310	M49752	P49752	NA	1966-63 BUICK
2823838	M2288	P2288	M2289RSV	1980-78 GENERAL MOTORS	5455509	M36280	P36280	NA	1970-67 CHEVROLET/GMC TRUCKS: El Camino, Sprint
2823838	NA	P2292	NA	1980-76 GENERAL MOTORS	5455509	M1922	P1922	NA	1976-67 CHEVROLET: Corvette
2823938	M2288	P2288	M2289RSV	1980-78 GENERAL MOTORS	5455733	M36280	P36280	NA	1970-67 CHEVROLET/GMC TRUCKS: El Camino, Sprint
2823938	NA	P2292	NA	1980-76 GENERAL MOTORS	5455733	M1974	P1974	NA	1976-67 CHEVROLET
2888671	NA	P2155	NA	1978-75 FORD: Granada	5459467	NA	P1927	NA	1971-68 FORD FAMILY
3362087	M2080	P2080	NA	1975-68 FORD TRUCKS: E, F250 - 350	5459467	M1949	P1949	NA	1970-68 CADILLAC: Calais, Deville, Fleetwood
3362087	M2189	P2189	NA	1976 FORD TRUCKS: E, F250 - 350	5460309	NA	P2300BLV	NA	1982-77 CHEVROLET: Corvette
3362566	NA	P2130	NA	1975-74 OLDSMOBILE: Toronado	5460345	M2072	P2072	NA	1978-76 AMERICAN MOTORS
3461187	NA	P2044	NA	1973-71 CHRYSLER FAMILY	5460346	M36280	P36280	NA	1970-67 CHEVROLET/GMC TRUCKS: El Camino, Sprint
3461187	M2066	P2066	NA	1975-71 CHRYSLER FAMILY	5460346	M1922	P1922	NA	1976-67 CHEVROLET: Corvette
3461187	M2044M	P2044M	NA	1973-71 CHRYSLER FAMILY					
3461189	NA	P2044	NA	1973-71 CHRYSLER FAMILY					

CASTING CROSS REF.

MASTER CYLINDER CASTING NUMBER CROSS REFERENCE

CASTING Number	NAPA Brakes (New)	NAPA Proformer (Reman)	NAPA Reservoir (New)	Application	CASTING Number	NAPA Brakes (New)	NAPA Proformer (Reman)	NAPA Reservoir (New)	Application
5460346	M1974	P1974	NA	1976-67 CHEVROLET	5464386	M49752	P49752	NA	1966-63 BUICK
5460346	M2032	P2032	NA	1974-70 GENERAL MOTORS	5464406	M36373	P36373	NA	1966-62 CADILLAC
5460346	M2062	P2062	NA	1968-67 CHEVROLET	5464406	M36006	P36006	NA	1966-63 CHEVROLET/GMC TRUCKS
5460346	M2072	P2072	NA	1978-76 AMERICAN MOTORS	5464866	M36006	P36006	NA	1966-63 CHEVROLET/GMC TRUCKS
5460346	M2282	P2282	NA	1980-74 CHEVROLET/GMC TRUCKS: G10 - 25, P10/15	5465245	M36006	P36006	NA	1966-63 CHEVROLET/GMC TRUCKS
5460346	M2300	P2300	NA	1982-77 CHEVROLET: Corvette	5465245	M49755	P49755	NA	1966-63 BUICK, OLDSMOBILE, PONTIAC
5460346	NA	P1974BLV	NA	1969-67 CHEVROLET: Camaro	5465245	M49763	P49763	NA	1966-62 BUICK, OLDSMOBILE, PONTIAC
5460465	M1880	P1880	NA	1970-67 CHEVROLET	5466115	M1890	P1890DW	NA	1970-67 CHEVROLET/GMC TRUCKS: El Camino, Sprint
5460465	M1914	P1914	NA	1975-71 CHECKER: Aerobus	5467084	NA	P2129	NA	1975-74 GENERAL MOTORS
5460465	M1926	P1926	NA	1971-68 FORD, MERCURY	5467084	M49755	P49755	NA	1966-63 BUICK, OLDSMOBILE, PONTIAC
5460465	M2040	P2040	NA	1972-67 BUICK, OLDSMOBILE, PONTIAC	5467346	NA	P2129	NA	1975-74 GENERAL MOTORS
5460465	M2056	P2056	NA	1974-67 GENERAL MOTORS	5467346	M49755	P49755	NA	1966-63 BUICK, OLDSMOBILE, PONTIAC
5460465	M2072	P2072	NA	1978-76 AMERICAN MOTORS	5468105	NA	P2030	NA	1974-70 CHEVROLET: Camaro
5460551	M36006	P36006	NA	1966-63 CHEVROLET/GMC TRUCKS	5468114	M36280	P36280	NA	1970-67 CHEVROLET/GMC TRUCKS: El Camino, Sprint
5460917	M49755	P49755	NA	1966-63 BUICK, OLDSMOBILE, PONTIAC	5468114	M2062	P2062	NA	1968-67 CHEVROLET
5460917	M49763	P49763	NA	1966-62 BUICK, OLDSMOBILE, PONTIAC	5468114	M2072	P2072	NA	1978-76 AMERICAN MOTORS
5460977	M49763	P49763	NA	1966-62 BUICK, OLDSMOBILE, PONTIAC	5468115	M36280	P36280	NA	1970-67 CHEVROLET/GMC TRUCKS: El Camino, Sprint
5460984	M2040	P2040	NA	1972-67 BUICK, OLDSMOBILE, PONTIAC	5468115	M1949	P1949	NA	1970-68 CADILLAC: Calais, Deville, Fleetwood
5460984	M36006	P36006	NA	1966-63 CHEVROLET/GMC TRUCKS	5468115	NA	P1971	NA	1970-69 BUICK
5461191	M36373	P36373	NA	1966-62 CADILLAC	5468115	NA	P2030	NA	1974-70 CHEVROLET: Camaro
5461344	M37257	P37257	NA	1966-60 CHRYSLER FAMILY	5468115	M2062	P2062	NA	1968-67 CHEVROLET
5461344	M40963	P40963	NA	1965-62 CHRYSLER FAMILY	5468115	M2072	P2072	NA	1978-76 AMERICAN MOTORS
5461344	M43758	P43758	NA	1966-60 DODGE/PLYMOUTH	5468115	NA	P2246	NA	1978-76 CADILLAC
5461722	M32900	P32900	NA	1960 EDSEL: Ranger, Villager	5468115	M2283	P2283	NA	1976 CADILLAC
5461722	M36072	P36072	NA	1966-61 FORD TRUCKS: Bronco, F100 - 250	5468115	M2309	P2309	NA	1978-75 DODGE TRUCKS
5461722	M36095	P36095	NA	1965-64 FORD TRUCKS: Ranchero	5468150	NA	P2030	NA	1974-70 CHEVROLET: Camaro
5461722	M58440	P58440	NA	1966 FORD, MERCURY	5468304	M2072	P2072	NA	1978-76 AMERICAN MOTORS
5461803	M36246	P36246	NA	1971-67 CHEVROLET/GMC TRUCKS	5468309	M36280	P36280	NA	1970-67 CHEVROLET/GMC TRUCKS: El Camino, Sprint
5461803	M2072	P2072	NA	1978-76 AMERICAN MOTORS	5468309	M1974	P1974	NA	1976-67 CHEVROLET
5462225	M36006	P36006	NA	1966-63 CHEVROLET/GMC TRUCKS	5468309	M2072	P2072	NA	1978-76 AMERICAN MOTORS
5462398	M49752	P49752	NA	1966-63 BUICK	5468309	NA	P1974SPL	NA	1969 CHEVROLET: Camaro
5462423	M49755	P49755	NA	1966-63 BUICK, OLDSMOBILE, PONTIAC	5468815	NA	P2030	NA	1974-70 CHEVROLET: Camaro
5462424	M49763	P49763	NA	1966-62 BUICK, OLDSMOBILE, PONTIAC	5469309	M36280	P36280	NA	1970-67 CHEVROLET/GMC TRUCKS: El Camino, Sprint
5462539	M36006	P36006	NA	1966-63 CHEVROLET/GMC TRUCKS	5469309	M1974	P1974	NA	1976-67 CHEVROLET
5463658	NA	P1971	NA	1970-69 BUICK	5469309	M2072	P2072	NA	1978-76 AMERICAN MOTORS
5464264	M36006	P36006	NA	1966-63 CHEVROLET/GMC TRUCKS	5469467	M1944	P1944	NA	1976-68 FORD TRUCKS: F350, P350 - 400
5464264	M49755	P49755	NA	1966-63 BUICK, OLDSMOBILE, PONTIAC	5469467	M1949	P1949	NA	1970-68 CADILLAC: Calais, Deville, Fleetwood
5464293	M49763	P49763	NA	1966-62 BUICK, OLDSMOBILE, PONTIAC	5470409	M36280	P36280	NA	1970-67 CHEVROLET/GMC TRUCKS: El Camino, Sprint
5464297	M49755	P49755	NA	1966-63 BUICK, OLDSMOBILE, PONTIAC	5470409	M1974	P1974	NA	1976-67 CHEVROLET
5464297	M49763	P49763	NA	1966-62 BUICK, OLDSMOBILE, PONTIAC	5470409	M2032	P2032	NA	1974-70 GENERAL MOTORS
5464343	M36006	P36006	NA	1966-63 CHEVROLET/GMC TRUCKS	5470409	NA	P2047	NA	1972-71 GENERAL MOTORS
5464343	M49755	P49755	NA	1966-63 BUICK, OLDSMOBILE, PONTIAC	5470409	M2062	P2062	NA	1968-67 CHEVROLET
5464382	M36006	P36006	NA	1966-63 CHEVROLET/GMC TRUCKS	5470409	M2072	P2072	NA	1978-76 AMERICAN MOTORS
5464382	M49755	P49755	NA	1966-63 BUICK, OLDSMOBILE, PONTIAC	5470409	M2163	P2163	NA	1976 AMERICAN MOTORS
5464382	M49763	P49763	NA	1966-62 BUICK, OLDSMOBILE, PONTIAC	5470409	NA	P2235	NA	1977-76 CHEVROLET: Vega
					5470409	NA	P2280	NA	1983-75 AMERICAN MOTORS
					5470409	NA	P2366	NA	1976-75 AMERICAN MOTORS

CASTING CROSS REF.

MASTER CYLINDER CASTING NUMBER CROSS REFERENCE

CASTING Number	NAPA Brakes (New)	NAPA Proformer (Reman)	NAPA Reservoir (New)	Application	CASTING Number	NAPA Brakes (New)	NAPA Proformer (Reman)	NAPA Reservoir (New)	Application
5470410	M36280	P36280	NA	1970-67 CHEVROLET/GMC TRUCKS: El Camino, Sprint	18006812	M2902	P2902	M2902RSV	1991-88 CHEVROLET/GMC TRUCKS: C, K1500
5470410	M2032	P2032	NA	1974-70 GENERAL MOTORS	18006814	M2421	P2421	M2608RSV	1982-81 CHECKER: Marathon, Taxicab
5470410	M2062	P2062	NA	1968-67 CHEVROLET	18006814	M2463	P2463	NA	1983-82 CHEVROLET: Camaro
5470410	M2072	P2072	NA	1978-76 AMERICAN MOTORS	18006814	M2538	P2538	NA	1983-82 CHEVROLET: Camaro
5470819	M2049	P2049	NA	1975-71 GENERAL MOTORS	18006814	M2548	P2548	M2608RSV	1988-84 CHEVROLET: Camaro
5472003	M36280	P36280	NA	1970-67 CHEVROLET/GMC TRUCKS: El Camino, Sprint	18006814	M2608	P2608	M2608RSV	1992-84 CHEVROLET: Camaro
5472003	M2062	P2062	NA	1968-67 CHEVROLET	18006819	M2454	P2454	NA	1982 CHEVROLET/GMC TRUCKS: El Camino, Caballero
5472003	M2085	P2085	NA	1984-71 CHEVROLET/GMC TRUCKS	18006819	NA	P2900	NA	1989-85 CHEVROLET/GMC TRUCKS: Astro/Safari
5472003	M2283	P2283	NA	1976 CADILLAC	18007276	M2423	P2423	NA	1991-81 CHEVROLET/GMC TRUCKS
5472274	M8551	P8551	NA	1987-73 CHEVROLET/GMC TRUCKS- MEDIUM DUTY	18007734	M2480	P2480	M2476RSV	1986-83 GENERAL MOTORS
5480948	M2072	P2072	NA	1978-76 AMERICAN MOTORS	18008436	M2535	P2535	NA	1984-82 CHEVROLET/GMC TRUCKS: El Camino, Caballero
5480948	M2282	P2282	NA	1980-74 CHEVROLET/GMC TRUCKS: G10 - 25, P10/15	18008554	NA	P2475	NA	1984-83 GENERAL MOTORS
5484408	M36373	P36373	NA	1966-62 CADILLAC	18008554	M2476	P2476	M2476RSV	1986-83 GENERAL MOTORS
5648115	NA	P2246	NA	1978-76 CADILLAC	18009634	M2476	P2476	M2476RSV	1986-83 GENERAL MOTORS
5648155	NA	P2246	NA	1978-76 CADILLAC	18009757	M2478	P2478	M2476RSV	1987-83 CHEVROLET: Chevette
6467346	M36006	P36006	NA	1966-63 CHEVROLET/GMC TRUCKS	18009766	NA	P2479	NA	1987-83 CHEVROLET: Chevette
6467346	M49755	P49755	NA	1966-63 BUICK, OLDSMOBILE, PONTIAC	18010023	M2474	P2474	M3306RSV	1994-83 CHEVROLET/GMC TRUCKS
6618012	NA	P1787	NA	1966-64 CADILLAC	18010023	M2477	P2477	NA	1988-83 CHEVROLET/GMC TRUCKS: El Camino, Caballero
8646007	NA	P3707	NA	2007-01 VOLVO	18010023	M40400	P92890	NA	1995-87 CHEVROLET/GMC TRUCKS: LLV
9140174	NA	P3213	NA	1995-93 VOLVO: 850 Series	18010023	NA	P2901	NA	1989-88 CHEVROLET/GMC TRUCKS: C1500
9140251	NA	P3356	NA	1999-96 VOLVO	18010023	NA	P2908	NA	1988 PONTIAC: Fiero
9140448	NA	P3213	NA	1995-93 VOLVO: 850 Series	18010023	M3306	P3306	M3306RSV	1997-95 CHEVROLET/GMC TRUCKS: S Series
9140897	NA	P3394	NA	1999-96 VOLVO: C70, S70, V70, 850	18011131	NA	P2588	NA	1986-85 CADILLAC: Cimarron
9173028	M3598	P3598	NA	2013-99 VOLVO	18011796	M2580	P2580	M2609RSV	1996-85 CHEVROLET/GMC TRUCKS: G30/35, P20 - 35
9173052	NA	P3594	NA	2001-99 VOLVO: S60, S80, V70	18012120	M2893	P2893	NA	1990-86 BUICK: Reatta, Riviera
9203845	NA	P3615	NA	2004-00 VOLVO: 70	18012262	M3512	P3512	NA	2002-00 SATURN: S Series
18001666	M2410	P2410	NA	1982-80 GENERAL MOTORS	18012270	M2894	P2894	NA	1986 BUICK, CADILLAC, OLDSMOBILE
18001676	M2072	P2072	NA	1978-76 AMERICAN MOTORS	18012598	M2424	P2424	NA	1991-81 CHEVROLET/GMC TRUCKS
18001676	M2296	P2296	NA	1979-77 BUICK	18012598	M2609	P2609	M2609RSV	1995-85 CHEVROLET/GMC TRUCKS
18001738	NA	P1971	NA	1970-69 BUICK	18012598	M2903	P2903	M2903RSV	2000-99 CADILLAC TRUCKS: Escalade
18002197	NA	P2259	NA	1982-76 CHEVROLET: Chevette	18012599	M2897	P2897	M2906RSV	1991-87 GENERAL MOTORS
18002371	M2289	P2289	M2289RSV	1980-78 GENERAL MOTORS	18012599	M3161	P3161	NA	1999-91 SATURN: Coupe, Sedan, Wagon
18002371	M2290	P2290	M2289RSV	1981-79 GENERAL MOTORS	18012599	M3186	P3186	M3186RSV	1999-91 GENERAL MOTORS
18002957	NA	P2291	NA	1981-79 GENERAL MOTORS	18012599	M3217	P3217	NA	1999-91 SATURN: Coupe, Sedan, Wagon
18003159	M2289	P2289	M2289RSV	1980-78 GENERAL MOTORS	18012622	M2895	P2895	M2906RSV	1993-87 GENERAL MOTORS
18003159	M2290	P2290	M2289RSV	1981-79 GENERAL MOTORS	18012622	M2898	P2898	NA	2001-88 GENERAL MOTORS
18003159	NA	P2292	NA	1980-76 GENERAL MOTORS	18012622	M2906	P2906	M2906RSV	1995-87 GENERAL MOTORS
18003365	M2410	P2410	NA	1982-80 GENERAL MOTORS	18012622	M3113	P3113	NA	1993-91 GENERAL MOTORS
18006061	M2421	P2421	M2608RSV	1982-81 CHECKER: Marathon, Taxicab	18012622	M3160	P3160	NA	1996-92 GENERAL MOTORS
18006061	NA	P2422	NA	1981 PONTIAC: Firebird	18012622	M3218	P3218	NA	2001-92 GENERAL MOTORS
18006061	M2424	P2424	NA	1991-81 CHEVROLET/GMC TRUCKS	18012622	M3260	P3260	M2906RSV	1996-94 BUICK: Century
18006061	M2440	P2440	M3086RSV	1987-81 CHEVROLET/GMC TRUCKS: C, R10/15	18012622	M3371	P3371	NA	1999-97 CHEVROLET TRUCKS: Venture Van
18006061	NA	P2562	NA	1981 PONTIAC: Firebird	18012622	M3402	P3402	NA	1998-97 BUICK: Century, Regal
18006061	M2609	P2609	M2609RSV	1995-85 CHEVROLET/GMC TRUCKS	18012622	M3511	P3511	NA	2005-00 GENERAL MOTORS
18006061	M2903	P2903	M2903RSV	2000-99 CADILLAC TRUCKS: Escalade	18012622	M3681	P3681	NA	2008-05 BUICK: Allure, LaCross
18006812	M2440	P2440	M3086RSV	1987-81 CHEVROLET/GMC TRUCKS: C, R10/15					
18006812	M2455	P2455	NA	1985-82 CADILLAC: Eldorado, Seville					
18006812	M2539	P2539	NA	1987-84 PONTIAC: Fiero					
18006812	NA	P2899	NA	1987-85 CHEVROLET/GMC TRUCKS: G10/15					

CASTING CROSS REF.

MASTER CYLINDER CASTING NUMBER CROSS REFERENCE

CASTING Number	NAPA Brakes (New)	NAPA Proformer (Reman)	NAPA Reservoir (New)	Application	CASTING Number	NAPA Brakes (New)	NAPA Proformer (Reman)	NAPA Reservoir (New)	Application
18012622	M3808	P3808	NA	2007-06 CHEVROLET: Impala, Monte Carlo	18019459	M3507	P3507	NA	2002-00 SATURN: S Series
18012985	M2904	P2904	M2903RSV	1993-88 CHEVROLET/GMC TRUCKS	18019459	M3699	P3699	NA	2004 CADILLAC TRUCKS: SRX
18012985	M3085	P3085	M2609RSV	1995-90 CHEVROLET/GMC TRUCKS: Astro/Safari	18019459	M3712	P3712	NA	2008-05 CADILLAC
18012985	M3086	P3086	M3086RSV	2000-90 CHEVROLET/GMC TRUCKS	18021849	M3330	P3330	NA	2002-96 CHEVROLET/GMC TRUCKS: Astro/Safari
18012985	NA	P3216	NA	1993 CHEVROLET: Caprice	18021849	NA	P3478	NA	1999-97 CADILLAC
18012985	M3234	P3234	M3237RSV	1996-94 CHEVROLET: Caprice, Impala SS	18021849	M3652	P3652	NA	2005-03 CHEVROLET/GMC TRUCKS: Astro/Safari
18012985	M3235	P3235	M2903RSV	2000-94 CHEVROLET/GMC TRUCKS	18024497	M3417	P3417	M3417RSV	2000-98 CHEVROLET/GMC TRUCKS: S Series
18012985	M3290	P3290	M3086RSV	1997-94 DODGE TRUCKS: R2500, R3500	18024942	M3432	P3432	M3432RSV	2002 CADILLAC TRUCKS: Escalade
18012985	M3308	P3308	NA	2002-96 CHEVROLET/GMC TRUCKS: G25 - 35 Van	18024942	NA	P3558	NA	2005-00 CADILLAC: Deville, Commercial Chassis
18012985	M3314	P3314	NA	2002-96 CHEVROLET/GMC TRUCKS: G1500 - 2500 Van	18024944	M3431	P3431	NA	2002 CADILLAC TRUCKS: Escalade
18012985	M3372	P3372	M3306RSV	1997 CHEVROLET/GMC TRUCKS: Blazer, Jimmy	18042476	M3675	P3675	NA	2007-04 GENERAL MOTORS
18013851	M40400	P92890	NA	1995-87 CHEVROLET/GMC TRUCKS: LLV	18042476	M3772	P3772	NA	2008-06 CHEVROLET: Malibu
18013851	M2892	P2892	M2892RSV	1990-85 GENERAL MOTORS	18045894	M3633	P3633	NA	2006-03 CADILLAC TRUCKS: Escalade
18016429	M2421	P2421	M2608RSV	1982-81 CHECKER: Marathon, Taxicab	18045894	M3637	P3637	NA	2007-03 CHEVROLET/GMC TRUCKS
18016429	M2424	P2424	NA	1991-81 CHEVROLET/GMC TRUCKS	18045894	M4269	P4269	NA	2008 CHEVROLET/GMC TRUCKS: Express, Savana
18016429	M2609	P2609	M2609RSV	1995-85 CHEVROLET/GMC TRUCKS	18047462	M3657	P3657	NA	2007-03 HUMMER TRUCKS: H2
18016429	M2903	P2903	M2903RSV	2000-99 CADILLAC TRUCKS: Escalade	18047466	M3932	P3932	NA	2011-06 CADILLAC: DTS
18016429	M3108	P3108	NA	1992-90 GENERAL MOTORS	18047470	M3509	P3509	NA	2005-00 CHEVROLET/GMC TRUCKS: S Series
18016429	M3220	P3220	M2608RSV	1993 BUICK: Roadmaster	18047477	M3472	P3472	NA	2006-02 CHEVROLET/GMC TRUCKS: S Series
18016429	NA	P3236	NA	1994-93 CADILLAC: Commercial Chassis, Fleetwood Series	18047486	M3760	P3760	M3760RSV	2008-04 CHEVROLET/GMC TRUCKS: Colorado, Canyon
18016429	M3237	P3237	M3237RSV	1996-94 BUICK: Roadmaster	18077597	M3744	P3744	NA	2007-05 CHEVROLET/GMC TRUCKS
18016429	NA	P3238	NA	1993 CADILLAC: Commercial Chassis, Fleetwood Series	18077597	M3871	P3871	NA	2007 CHEVROLET/GMC TRUCKS: Silverado, Sierra
18016548	M3114	P3114	NA	1992-91 GENERAL MOTORS	18077920	M3747	P3747	NA	2008-05 CHEVROLET: Cobalt
18016548	M3231	P3231	NA	1993 BUICK: Riviera	18077920	M4333M	P4333	NA	2008 CHEVROLET: Cobalt
18016548	M3734	P3265	NA	2009-95 GENERAL MOTORS	18077920	M4333	P4333	NA	2008 CHEVROLET: Cobalt
18016548	M3265	P3265	NA	2009-95 GENERAL MOTORS	18084501	M3824	P3824	NA	2008-06 BUICK TRUCKS: Rainier
18016548	M3376	P3376	M3376RSV	1999-97 CHEVROLET: Malibu	18084773	M4848	P3882	NA	2008-07 CHEVROLET/GMC TRUCKS
18016548	M3506	P3506	NA	2004-97 CHEVROLET: Corvette	18089960	M3917	P3917	NA	2008 CHEVROLET/GMC TRUCKS
18016548	M3510	P3510	M3376RSV	2005-00 GENERAL MOTORS	18089960	M4268	P4268	NA	2008 CHEVROLET/GMC TRUCKS: Express, Savana
18016548	NA	P3521	NA	2002-00 OLDSMOBILE: Intrigue	18090254	M4848	P4848	NA	2008-07 CHEVROLET/GMC TRUCKS
18016548	M3655	P3655	M3798RSV	2007-02 BUICK TRUCKS: Rendezvous	41230150	M4263	P4263	NA	2003 FORD: Focus
18016548	M3658	P3658	NA	2008-04 CADILLAC: XLR	41250030	NA	P3845	NA	2006-02 JAGUAR
18016548	NA	P3700	NA	2004-03 CADILLAC: CTX	41550070	NA	P4420	NA	2012-07 MAZDA: 3
18016548	M3798	P3798	M3798RSV	2009-05 BUICK, CHEVROLET, PONTIAC TRUCKS	52004622	M3090	P3090	NA	1997-90 DODGE TRUCKS: B150 - 350
18016548	NA	P3833	NA	2008-06 BUICK: Lucerne	52006820	M3163	P3163	NA	1996-94 DODGE TRUCKS: Dakota
18016548	M3833	P3833	NA	2008-06 BUICK: Lucerne	64675286	NA	P2225	NA	1974-71 MERCURY: Capri
18016548	M4274	P4274	NA	2008-06 CHEVROLET: Impala	64678952	NA	P3019	NA	1989-80 JAGUAR: XJS
18017381	M3159	P3159	NA	1995-92 CHEVROLET/GMC TRUCKS: C3500, P30/35	74860374	NA	P2880	NA	1986-75 SAAB: 99, 900
18017381	M3305	P3305	NA	2002-94 CHEVROLET/GMC TRUCKS: C, P3500	108045894	M3651B	P3651	NA	2006-04 CADILLAC TRUCKS: Escalade
18017381	M4349	P4349	NA	2004-03 CHEVROLET/GMC TRUCKS - MEDIUM DUTY	108045894	M3651	P3651	NA	2006-04 CADILLAC TRUCKS: Escalade
18018459	NA	P3905	NA	2008 CADILLAC: CTS, STS	204223183	M3776	P3776	NA	2013-05 INFINITI
18019459	M3219	P3219	NA	1997-93 CHEVROLET: Camaro	204223184	M4143	P4143	NA	2010-07 INFINITI: G35
18019459	M3416	P3416	NA	2002-98 CHEVROLET: Camaro	204223393	M4193	P4196	NA	2013-06 SUZUKI TRUCKS: Grand Vitara
18019459	M3477	P3477	NA	2004-00 CHEVROLET: Cavalier	204223393	M4196	P4196	NA	2013-06 SUZUKI TRUCKS: Grand Vitara
					204223446	NA	P4776	NA	2011-06 MAZDA: Miata

CASTING CROSS REF.

MASTER CYLINDER CASTING NUMBER CROSS REFERENCE

CASTING Number	NAPA Brakes (New)	NAPA Proformer (Reman)	NAPA Reservoir (New)	Application	CASTING Number	NAPA Brakes (New)	NAPA Proformer (Reman)	NAPA Reservoir (New)	Application
204223462	M3859	P3859	NA	2012-07 LEXUS: ES350	29779C	M36072	P36072	NA	1966-61 FORD TRUCKS: Bronco, F100 - 250
204223462	M4836	P4836	NA	2012-09 TOYOTA TRUCKS; Venza	29780C	M36072	P36072	NA	1966-61 FORD TRUCKS: Bronco, F100 - 250
204223634	M4334	P4334	NA	2012-07 MAZDA TRUCKS: CX-7	29785C	NA	P27598	NA	1961-55 CHRYSLER FAMILY
204223749	M4353	P4354	NA	2013-07 SUZUKI: SX4	29785C	M36063	P36614	NA	1961-56 CHRYSLER FAMILY
204223749	M4354	P4354	NA	2013-07 SUZUKI: SX4	29785C	M37257	P37257	NA	1966-60 CHRYSLER FAMILY
204223866	M4128	P4128	NA	2008-07 INFINITI: G35	29785C	M40963	P40963	NA	1965-62 CHRYSLER FAMILY
26212301054	M3307	P3307	NA	1997-95 CHRYSLER FAMILY	29785C	M43758	P43758	NA	1966-60 DODGE/PLYMOUTH
2217A	M3190	P3190	NA	2000-92 DODGE: Viper	29786C	M36006	P36006	NA	1966-63 CHEVROLET/GMC TRUCKS
2224G	NA	P2592	NA	1984-82 VOLKSWAGEN: Quantum	29788C	M34956	P34956	NA	1969-60 CHEVROLET/GMC TRUCKS - MEDIUM DUTY
2225871A	M2062	P2062	NA	1968-67 CHEVROLET	29788C	M36006	P36006	NA	1966-63 CHEVROLET/GMC TRUCKS
2225871A	M2127	P2127	NA	1977-72 DODGE/PLYMOUTH TRUCKS	29789C	M36006	P36006	NA	1966-63 CHEVROLET/GMC TRUCKS
2225871A	M36280	P36280	NA	1970-67 CHEVROLET/GMC TRUCKS: El Camino, Sprint	297G6	M3396	P3396	NA	2008-97 VOLKSWAGEN
2227011AA	NA	P2047	NA	1972-71 GENERAL MOTORS	29807C	M32900	P32900	NA	1960 EDSEL: Ranger, Villager
2227811B	M2154	P2154	NA	1979-75 FORD FAMILY	29808C	M49763	P49763	NA	1966-62 BUICK, OLDSMOBILE, PONTIAC
2227811B	M2448	P2448	NA	1986-84 FORD: Mustang	29812C	M36373	P36373	NA	1966-62 CADILLAC
2231532A	M2135	P2135	NA	1986-74 CHEVROLET/GMC TRUCKS	29817C	M36006	P36006	NA	1966-63 CHEVROLET/GMC TRUCKS
2231532A	M2533	P2533	NA	2003-00 WORKHORSE	29818C	M49755	P49755	NA	1966-63 BUICK, OLDSMOBILE, PONTIAC
22F20	M2611	P2611	NA	1989-84 NISSAN: 200SX, 300ZX	29819C	M36006	P36006	NA	1966-63 CHEVROLET/GMC TRUCKS
22SHF	M4410	P4410	NA	2012-08 SCION: XB	29819C	M49763	P49763	NA	1966-62 BUICK, OLDSMOBILE, PONTIAC
22SHJ	M4951	P4951	NA	2010 PONTIAC: Vibe	29825C	M78314	P78314	NA	1979-72 FORD TRUCKS - MEDIUM DUTY
23 2.2	M3537	P3537	NA	2004-00 FORD: Focus	29828C	M49752	P49752	NA	1966-63 BUICK
23 J 2Z 860	NA	P3696	NA	2004 NISSAN TRUCKS: Frontier	29831C	M1843	P1843	NA	1967-64 AMERICAN MOTORS
23/20 MK IV G	NA	P3364	NA	2002-95 BMW	29831C	M1843	P1924	NA	1976-68 AMERICAN MOTORS
23/22	NA	P3717	NA	2006-01 BMW	29832C	M1843	P1843	NA	1967-64 AMERICAN MOTORS
23883C	M1843	P1843	NA	1967-64 AMERICAN MOTORS	29832C	M1843	P1924	NA	1976-68 AMERICAN MOTORS
23C00	NA	P2813	NA	1989-87 NISSAN TRUCKS: Van	29833C	M36006	P36006	NA	1966-63 CHEVROLET/GMC TRUCKS
25/SM	M3716	P3716	NA	2012-04 MAZDA: 3	29833C	M49752	P49752	NA	1966-63 BUICK
2558G	NA	P4539	NA	1998-93 SAAB: 9000	29833C	M49755	P49755	NA	1966-63 BUICK, OLDSMOBILE, PONTIAC
2570LC	M4657	P4657	NA	2013-09 MAZDA: 6	29833C	M49763	P49763	NA	1966-62 BUICK, OLDSMOBILE, PONTIAC
25H 26V	NA	P3895	NA	2002-98 MERCEDES	29835C	M36006	P36006	NA	1966-63 CHEVROLET/GMC TRUCKS
26.2126-0110.3	M3343	P3343	NA	1998-97 LINCOLN: Mark Series	29835C	M49755	P49755	NA	1966-63 BUICK, OLDSMOBILE, PONTIAC
26.6125.0133.4	M3840	P3840	NA	2011-05 NISSAN TRUCKS: Frontier	29836C	M36006	P36006	NA	1966-63 CHEVROLET/GMC TRUCKS
26.6125.0135.4	M3778	P3778	NA	2009-05 NISSAN TRUCKS	29836C	M49755	P49755	NA	1966-63 BUICK, OLDSMOBILE, PONTIAC
26.6125-0022.4	M3816	P3816	NA	2008-06 FORD: Escape	29836C	M49763	P49763	NA	1966-62 BUICK, OLDSMOBILE, PONTIAC
26.6125-0104.330	NA	P3582	NA	2000-98 MERCEDES TRUCKS: ML320, ML430	29838C	M36006	P36006	NA	1966-63 CHEVROLET/GMC TRUCKS
26.6125-0161.4	NA	P4462	NA	2013-08 NISSAN TRUCKS	29838C	M49752	P49752	NA	1966-63 BUICK
26.6125-0161.4	M4462M	P4462	NA	2013-08 NISSAN TRUCKS	29838C	M49755	P49755	NA	1966-63 BUICK, OLDSMOBILE, PONTIAC
2623077C	NA	P2162	NA	1975-71 GENERAL MOTORS	29838C	M49763	P49763	NA	1966-62 BUICK, OLDSMOBILE, PONTIAC
2649G	NA	P4007	NA	2003-01 SAAB: 9-3	29839C	M2178	P2178	NA	1977-73 DODGE/PLYMOUTH
27 DE	NA	P3593	NA	2002-97 AUDI: TT, TT Quattro	29839C	M32900	P32900	NA	1960 EDSEL: Ranger, Villager
273G3	NA	P3046	NA	1995-85 PORSCHE: 944, 968	29839C	M36072	P36072	NA	1966-61 FORD TRUCKS: Bronco, F100 - 250
2850W	NA	P4119	NA	2013-07 AUDI TRUCKS: Q7	29839C	M58440	P58440	NA	1966 FORD, MERCURY
28819C	M36006	P36006	NA	1966-63 CHEVROLET/GMC TRUCKS	29851C	M36373	P36373	NA	1966-62 CADILLAC
28T1Z860	M3689	P3689	NA	2004-03 NISSAN TRUCKS	29853C	M2179	P2179	NA	1979-76 CHRYSLER FAMILY
2905 10	NA	P3124	NA	1992-91 HYUNDAI: Scoupe	29861C	M1874	P1874	NA	1970-67 CHRYSLER FAMILY
29681C	M1874	P1874	NA	1970-67 CHRYSLER FAMILY	29861C	NA	P2096	NA	1970-68 TOYOTA: Corona
29681C	M1874M	P1874M	NA	1970-67 CHRYSLER FAMILY					
29779C	M32900	P32900	NA	1960 EDSEL: Ranger, Villager					

CASTING CROSS REF.

MASTER CYLINDER CASTING NUMBER CROSS REFERENCE

CASTING Number	NAPA Brakes (New)	NAPA Proformer (Reman)	NAPA Reservoir (New)	Application	CASTING Number	NAPA Brakes (New)	NAPA Proformer (Reman)	NAPA Reservoir (New)	Application
29861C	M1874M	P1874M	NA	1970-67 CHRYSLER FAMILY	29893C	M2044M	P2044M	NA	1973-71 CHRYSLER FAMILY
29863C	M1879	P1879	NA	1970-67 GENERAL MOTORS	29895C	M2085	P2085	NA	1984-71 CHEVROLET/GMC TRUCKS
29863C	M1914	P1914	NA	1975-71 CHECKER: Aerobus	29895C	M2283	P2283	NA	1976 CADILLAC
29863C	M2040	P2040	NA	1972-67 BUICK, OLDSMOBILE, PONTIAC	29896C	M1879	P1879	NA	1970-67 GENERAL MOTORS
29863C	M2056	P2056	NA	1974-67 GENERAL MOTORS	29897C	NA	P2044	NA	1973-71 CHRYSLER FAMILY
29866C	NA	P1877	NA	1970-67 DODGE/PLYMOUTH	29897C	NA	P2124	NA	1975-73 DODGE: Dart, Demon, Swinger
29866C	M1929	P1929	NA	1972-67 FORD: Mustang	29897C	M2044M	P2044M	NA	1973-71 CHRYSLER FAMILY
29866C	M1935	P1935	NA	1976-68 AMERICAN MOTORS	29897C	NA	P2124M	NA	1975-74 DODGE: Dart, Demon, Swinger
29866C	M39495	P39495	NA	1973-66 FORD	29899C	M2067	P2067	NA	1973-71 DODGE: Dart, Demon, Swinger
29866C	M2036	P2036	NA	1972-67 FORD, MERCURY	29899C	NA	P2067M	NA	1973-71 DODGE: Dart, Demon, Swinger
29866C	M2039	P2039	NA	1973-67 FORD, MERCURY	29903C	NA	P2059	NA	1972 FORD FAMILY
29866C	NA	P1877M	NA	1970-67 DODGE/PLYMOUTH	29903C	M2069	P2069	NA	1989-72 FORD FAMILY
29867C	M1929	P1892	NA	1968-67 FORD, MERCURY	29903C	M2070	P2070	NA	1975-72 FORD TRUCKS: Ranchero
29867C	M1902	P1902	NA	1967 FORD TRUCKS	29903C	M2076	P2076	NA	1979-73 FORD FAMILY
29867C	M1929	P1929	NA	1972-67 FORD: Mustang	29903C	NA	P2167	NA	1975 FORD TRUCKS: F100 - 150
29867C	M1940	P1940	NA	1975-68 FORD TRUCKS: F100 - 150	29903C	M2168	P2168	NA	1976-73 FORD TRUCKS: E, F100 - 250
29867C	M2026	P2026	NA	1970-67 DODGE/PLYMOUTH	29903C	M2218	P2218	NA	1979-73 FORD TRUCKS: F100 - 150
29867C	M2036	P2036	NA	1972-67 FORD, MERCURY	29903C	M2220	P2220	NA	1983-75 FORD TRUCKS: E100 - 150
29867C	M2077	P2077	NA	1973 FORD: Mustang	29903C	M2232	P2232	NA	1977-76 FORD TRUCKS: Bronco
29867C	M2153	P2153	NA	1980-74 FORD	29903C	M2405	P2405	NA	1986-77 FORD TRUCKS: Bronco, E, F150 - 250
29867C	NA	P2094	NA	1973-71 TOYOTA: Corona	29903C	M2408	P2408	NA	1986-80 FORD TRUCKS: F150
29867C	NA	P2215	NA	1975-72 TOYOTA: Corona Mark II	29903C	M2424	P2424	NA	1991-81 CHEVROLET/GMC TRUCKS
29868C	M1926	P1926	NA	1971-68 FORD, MERCURY	29903C	NA	P2447	NA	1987-82 AMERICAN MOTORS
29868C	M1929	P1929	NA	1972-67 FORD: Mustang	29906C	M36246	P36246	NA	1971-67 CHEVROLET/GMC TRUCKS
29868C	M1945	P1945	NA	1971-67 FORD FAMILY	29906C	M36280	P36280	NA	1970-67 CHEVROLET/GMC TRUCKS: El Camino, Sprint
29868C	M1961	P1961	NA	1971-67 FORD FAMILY	29906C	NA	P1978	NA	1969-67 BUICK, OLDSMOBILE
29872C	M1930	P1896	NA	1971-67 FORD TRUCKS: Ranchero	29906C	NA	P2042	NA	1976-71 AMERICAN MOTORS
29872C	M1930	P1930	NA	1971-67 FORD TRUCKS: Ranchero	29906C	NA	P2043	NA	1976-71 AMERICAN MOTORS
29875C	M37257	P37257	NA	1966-60 CHRYSLER FAMILY	29906C	M2062	P2062	NA	1968-67 CHEVROLET
29881C	M36280	P36280	NA	1970-67 CHEVROLET/GMC TRUCKS: El Camino, Sprint	29906C	M2072	P2072	NA	1978-76 AMERICAN MOTORS
29881C	M1949	P1949	NA	1970-68 CADILLAC: Calais, Deville, Fleetwood	29906C	M2127	P2127	NA	1977-72 DODGE/PLYMOUTH TRUCKS
29881C	NA	P1971	NA	1970-69 BUICK	29906C	M2468	P2468	NA	1983-81 FORD TRUCKS: Courier
29881C	NA	P2030	NA	1974-70 CHEVROLET: Camaro	29907C	M36280	P36280	NA	1970-67 CHEVROLET/GMC TRUCKS: El Camino, Sprint
29881C	M2062	P2062	NA	1968-67 CHEVROLET	29907C	M1974	P1974	NA	1976-67 CHEVROLET
29881C	M2072	P2072	NA	1978-76 AMERICAN MOTORS	29907C	M2032	P2032	NA	1974-70 GENERAL MOTORS
29881C	NA	P2246	NA	1978-76 CADILLAC	29907C	M2072	P2072	NA	1978-76 AMERICAN MOTORS
29881C	M2283	P2283	NA	1976 CADILLAC	29907C	M2163	P2163	NA	1976 AMERICAN MOTORS
29882C	M1955	P1955	NA	1970-69 CHRYSLER FAMILY	29907C	M2163	P2163	NA	1976 AMERICAN MOTORS
29883C	M1843	P1843	NA	1967-64 AMERICAN MOTORS	29910C	M36246	P36246	NA	1971-67 CHEVROLET/GMC TRUCKS
29883C	M1843	P1924	NA	1976-68 AMERICAN MOTORS	29910C	M1944	P1942	NA	1972-68 FORD TRUCKS: F350
29884C	M36246	P36246	NA	1971-67 CHEVROLET/GMC TRUCKS	29910C	M1944	P1944	NA	1976-68 FORD TRUCKS: F350, P350 - 400
29887C	M1949	P1949	NA	1970-68 CADILLAC: Calais, Deville, Fleetwood	29910C	M1956	P1956	NA	1967 CHEVROLET/GMC TRUCKS: P20 - 35
29887C	NA	P2030	NA	1974-70 CHEVROLET: Camaro	29914C	M1947	P1947	NA	1973-68 IHC TRUCKS
29887C	M2535	P2535	NA	1984-82 CHEVROLET/GMC TRUCKS: El Camino, Caballero	29918C	M2080	P2080	NA	1975-68 FORD TRUCKS: E, F250 - 350
29889C	NA	P2051	NA	1971 FORD: Pinto	29918C	M2189	P2189	NA	1976 FORD TRUCKS: E, F250 - 350
29889C	NA	P2060	NA	1971 FORD: Pinto	29919C	M2122	P2122	NA	1975-73 DODGE: Dart, Demon, Swinger
29889C	NA	P2120	NA	1973-72 FORD: Pinto	29921C	M1947	P1947	NA	1973-68 IHC TRUCKS
29891C	M2049	P2049	NA	1975-71 GENERAL MOTORS	29921C	NA	P2047	NA	1972-71 GENERAL MOTORS
29893C	NA	P2044	NA	1973-71 CHRYSLER FAMILY	29922C	M2139	P2139	NA	1974 FORD: Maverick, Mustang
29893C	M2066	P2066	NA	1975-71 CHRYSLER FAMILY					
29893C	M2122	P2122	NA	1975-73 DODGE: Dart, Demon, Swinger					
29893C	M2178	P2178	NA	1977-73 DODGE/PLYMOUTH					
29893C	M2179	P2179	NA	1979-76 CHRYSLER FAMILY					

CASTING CROSS REF.

MASTER CYLINDER CASTING NUMBER CROSS REFERENCE

CASTING Number	NAPA Brakes (New)	NAPA Proformer (Reman)	NAPA Reservoir (New)	Application	CASTING Number	NAPA Brakes (New)	NAPA Proformer (Reman)	NAPA Reservoir (New)	Application
29922C	NA	P2140	NA	1974 FORD: Pinto	29975C	M2032	P2032	NA	1974-70 GENERAL MOTORS
29922C	NA	P2144	NA	1972-70 FORD TRUCKS: P350 - 400	29975C	M2072	P2072	NA	1978-76 AMERICAN MOTORS
29922C	M2165	P2165	NA	1980-75 FORD	29979C	M2134	P2134	NA	1973 CHEVROLET/GMC TRUCKS
29923C	M2110	P2110	NA	1977-67 VOLKSWAGEN: Type I	29979C	M2135	P2135	NA	1986-74 CHEVROLET/GMC TRUCKS
29924C	NA	P1878	NA	1969-66 CHRYSLER FAMILY	29979C	M2533	P2533	NA	2003-00 WORKHORSE
29925C	NA	P1927	NA	1971-68 FORD FAMILY	29981C	NA	P2235	NA	1977-76 CHEVROLET: Vega
29925C	M1935	P1935	NA	1976-68 AMERICAN MOTORS	29981C	NA	P2238	NA	1977-76 CHEVROLET: Vega
29929C	NA	P2129	NA	1975-74 GENERAL MOTORS	29981C	NA	P2295	NA	1982-76 CHEVROLET: Chevette
29929C	M2133	P2133	NA	1980-74 CHEVROLET/GMC TRUCKS: G10/15	29982C	NA	P2314	NA	1983-78 FORD, MERCURY
29929C	M2285	P2285	NA	1981-78 JEEP TRUCKS: CJ, DJ Series	29982C	M2315	P2315	NA	1982-78 FORD, MERCURY
29929C	M2327	P2327	NA	1986-78 JEEP TRUCKS: CJ, DJ Series	29982C	M2418	P2418	NA	1983-81 FORD: Escort, EXP
29929C	M2410	P2410	NA	1982-80 GENERAL MOTORS	29982C	NA	P2419	NA	1983-81 FORD: Escort, EXP
29929C	M2506	P2506	NA	1986-82 JEEP TRUCKS: CJ, DJ Series	29982C	M2457	P2457	NA	1986-82 FORD: Mustang
29931C	M2163	P2163	NA	1976 AMERICAN MOTORS	29982C	M2458	P2458	NA	1986-81 FORD, MERCURY
29932C	M36280	P36280	NA	1970-67 CHEVROLET/GMC TRUCKS: El Camino, Sprint	29982C	M2589	P2589	NA	1990-83 FORD: Escort, EXP
29932C	M2062	P2062	NA	1968-67 CHEVROLET	29984C	NA	P2259	NA	1982-76 CHEVROLET: Chevette
29932C	M2127	P2127	NA	1977-72 DODGE/PLYMOUTH TRUCKS	29985C	M2610	P2610	NA	1992-81 CHEVROLET/GMC TRUCKS: P20 - 35
29932C	NA	P2123M	NA	1978-74 CHRYSLER FAMILY	29989C	NA	P2225	NA	1974-71 MERCURY: Capri
29933C	M2153	P2153	NA	1980-74 FORD	29989C	NA	P2261	NA	1978-76 MERCURY: Capri
29934C	M58130	P58130	NA	1983-67 CHEVROLET/GMC TRUCKS - MEDIUM DUTY	29990C	M2404	P2404	NA	1982 DODGE TRUCKS: Rampage
29941 C	M36469	P37020	NA	1962-61 HYSTER FORKLIFTS	29997C	NA	P2417	NA	1982-81 CHRYSLER FAMILY
29941 C	M36469	P37020	NA	1962-61 HYSTER FORKLIFTS	29998C	M2411	P2411	M2411RSV	1993-76 DODGE/PLYMOUTH TRUCKS
29943 USA	NA	P37034	NA	1980-71 TOW MOTOR FORKLIFT	29998C	NA	P2411M	NA	1989-76 DODGE/PLYMOUTH TRUCKS
29956C	M2296	P2296	NA	1979-77 BUICK	29R00	M32982	P2982	NA	1989-85 NISSAN: Stanza, Multi
29958C	M2373	P2373	NA	1989-78 CHRYSLER FAMILY	29R02	M32982	P2982	NA	1989-85 NISSAN: Stanza, Multi
29958C	M2404	P2404	NA	1982 DODGE TRUCKS: Rampage	2A032	NA	P5077	NA	2012-11 FORD TRUCKS: Explorer
29958C	M2411	P2411	M2411RSV	1993-76 DODGE/PLYMOUTH TRUCKS	2A032	NA	P5186	NA	2011-09 FORD: Focus
29958C	NA	P2417	NA	1982-81 CHRYSLER FAMILY	2A2186	M3876	P3876	NA	2009-07 FORD TRUCKS: Ranger
29958C	NA	P2411M	NA	1989-76 DODGE/PLYMOUTH TRUCKS	2A2224	M3956	P3956	NA	2009-06 MITSUBISHI: Eclipse
29959C	M2410	P2410	NA	1982-80 GENERAL MOTORS	2A2224	M3956M	P3956	NA	2009-06 MITSUBISHI: Eclipse
29959C	M2476	P2476	M2476RSV	1986-83 GENERAL MOTORS	2A2224SS	NA	P14705	NA	2010-09 MITSUBISHI: Eclipse
29966C	M2288	P2288	M2289RSV	1980-78 GENERAL MOTORS	2A2224TS	NA	P4411	NA	2008 MITSUBISHI: Galant
29966C	M2289	P2289	M2289RSV	1980-78 GENERAL MOTORS	2A2321	NA	P4622	NA	2009 DODGE TRUCKS: Journey
29966C	M2290	P2290	M2289RSV	1981-79 GENERAL MOTORS	2A2321	NA	P4883	NA	2011-10 DODGE TRUCKS: Journey
29966C	NA	P2291	NA	1981-79 GENERAL MOTORS	2A2428	M3883	P3883	NA	2010-07 NISSAN: Sentra
29967C	M36280	P36280	NA	1970-67 CHEVROLET/GMC TRUCKS: El Camino, Sprint	2A2776	M3819	P3819	M3819RSV	2011-06 DODGE TRUCKS: R2500, R3500
29967C	M2032	P2032	NA	1974-70 GENERAL MOTORS	2B0121	M3481	P3481	NA	2005-99 TOYOTA: Avalon
29967C	M2072	P2072	NA	1978-76 AMERICAN MOTORS	2B100	M3201	P3201	NA	1997-94 INFINITI: G20
29967C	M2163	P2163	NA	1976 AMERICAN MOTORS	2B101	M3201	P3201	NA	1997-94 INFINITI: G20
29967C	NA	P2280	NA	1983-75 AMERICAN MOTORS	2C02	M3166	P3166	M3166RSV	1994-92 TOYOTA: Camry
29967C	NA	P2366	NA	1976-75 AMERICAN MOTORS	2C2006	M3516	P3516	NA	2005-00 LEXUS: ES300, ES330
29969C	M36280	P36280	NA	1970-67 CHEVROLET/GMC TRUCKS: El Camino, Sprint	2C2400	M3881	P3881	NA	2013-07 JEEP TRUCKS: Wrangler
29969C	M1922	P1922	NA	1976-67 CHEVROLET: Corvette	2C2533	M3925	P3925	NA	2009-07 CHRYSLER: Sebring
29969C	M2300	P2300	NA	1982-77 CHEVROLET: Corvette	2C2533	M3929	P3929	NA	2009-07 CHRYSLER: Sebring
29969C	NA	P2091	NA	1972-68 OPEL: Kadett	2C2533	NA	P4898	NA	2013-10 CHRYSLER: Sebring, 200
29970C	NA	P2292	NA	1980-76 GENERAL MOTORS	2C2554	M3906	P3906	NA	2013-07 NISSAN
29974C	NA	P2100	NA	1974-71 TOYOTA: Corolla	2C2554	NA	P3906	NA	2013-07 NISSAN
29974C	M2758	P2758	NA	1992-80 VOLKSWAGEN TRUCKS: Vanagon	2C2554	M3907	P3907	NA	2012-07 NISSAN: Altima
					2C2554	NA	P3907	NA	2012-07 NISSAN: Altima
					2C2571	M3934	P3934	NA	2013-07 BUICK TRUCKS: Enclave
					2C2885	M4030	P4030	NA	2010-08 FORD: Taurus
					2C2885	M4337	P4337	NA	2010-08 FORD, MERCURY: Taurus, Sable
					2C2885	M4623	P4623	NA	2012-09 FORD
					2D2170	M4033	P4033	NA	2008 FORD TRUCKS
					2D2170	M4764	P4764	NA	2013-09 FORD TRUCKS
					2D2170	NA	P4766	NA	2013-09 FORD TRUCKS

CASTING CROSS REF.

MASTER CYLINDER CASTING NUMBER CROSS REFERENCE

CASTING Number	NAPA Brakes (New)	NAPA Proformer (Reman)	NAPA Reservoir (New)	Application	CASTING Number	NAPA Brakes (New)	NAPA Proformer (Reman)	NAPA Reservoir (New)	Application
2D2390	M4549	P4549	NA	2011-09 BUICK: Lucerne	30042C	NA	P8569	NA	1978-68 IHC/NAVISTAR TRUCKS - MEDIUM DUTY
2D2390	M94572	P4682	NA	2012-09 CHEVROLET/GMC TRUCKS: Colorado, Canyon	30043C	M2500	P2500	NA	1990-83 FORD: Escort, EXP
2D2390	NA	P4894	NA	2009 CADILLAC: XLR	30050C	M2496	P2496	M2496RSV	1994-83 CHRYSLER FAMILY
2D2514	M4723	P4743	NA	2011-09 FORD: Focus	30050C	M2534	P2534	M2534RSV	1995-87 CHRYSLER FAMILY
2D2514	M4744	NA	NA	2010-09 FORD: Focus	30060C	NA	P2588	NA	1986-85 CADILLAC: Cimarron
2H2718	M3550	P3550	NA	2005-99 TOYOTA: Avalon	30061C	M2923	P2923	NA	1988-86 FORD: Taurus
2M1610	NA	P4149	NA	2003 TOYOTA TRUCKS: Sienna	30061C	M2924	P2924	NA	1988-86 FORD: Taurus
2Z600	M3694	P3694	NA	2004-03 NISSAN TRUCKS: Frontier, Xterra	30063C	M2410	P2410	NA	1982-80 GENERAL MOTORS
2Z610	NA	P3691	NA	2004 NISSAN TRUCKS: Frontier	30063C	M2476	P2476	M2476RSV	1986-83 GENERAL MOTORS
2Z610	NA	P3692	NA	2004-03 NISSAN TRUCKS: Xterra	30065C	M40400	P92890	NA	1995-87 CHEVROLET/GMC TRUCKS: LLV
30002C	M2421	P2421	M2608RSV	1982-81 CHECKER: Marathon, Taxicab	30065C	M2893	P2893	NA	1990-86 BUICK: Reatta, Riviera
30002C	NA	P2422	NA	1981 PONTIAC: Firebird	30068C	M2894	P2894	NA	1986 BUICK, CADILLAC, OLDSMOBILE
30002C	M2424	P2424	NA	1991-81 CHEVROLET/GMC TRUCKS	30070C	M36246	P36246	NA	1971-67 CHEVROLET/GMC TRUCKS
30002C	M2454	P2454	NA	1982 CHEVROLET/GMC TRUCKS: El Camino, Caballero	30073C	NA	P8568	NA	1987-67 CHEVROLET/GMC TRUCKS - MEDIUM DUTY
30002C	M2456	P2456	M3306RSV	1988-82 CHEVROLET/GMC TRUCKS: S Series	30076C	M2458	P2458	NA	1986-81 FORD, MERCURY
30002C	M2474	P2474	M3306RSV	1994-83 CHEVROLET/GMC TRUCKS	30076C	NA	P8575	NA	1983-70 FORD TRUCKS - MEDIUM DUTY
30002C	M2477	P2477	NA	1988-83 CHEVROLET/GMC TRUCKS: El Camino, Caballero	30076C	NA	P8576	NA	1979-68 FORD TRUCKS - MEDIUM DUTY
30002C	M2609	P2609	M2609RSV	1995-85 CHEVROLET/GMC TRUCKS	30076C	NA	P8577	NA	1979-77 FORD TRUCKS - MEDIUM DUTY
30008C	M2454	P2454	NA	1982 CHEVROLET/GMC TRUCKS: El Camino, Caballero	30077C	M1843	P1843	NA	1967-64 AMERICAN MOTORS
30008C	M2456	P2456	M3306RSV	1988-82 CHEVROLET/GMC TRUCKS: S Series	30079C	M2925	P2925	M2925RSV	1990-86 FORD TRUCKS: Bronco II, Ranger
30008C	NA	P2900	NA	1989-85 CHEVROLET/GMC TRUCKS: Astro/Safari	30079C	M2926	P2926	NA	1994-86 FORD TRUCKS: Bronco II, Explorer, Ranger
30009C	M2227	P2227	NA	1986-77 FORD TRUCKS: E, F250 - 350	30079C	M3083	P3083	M3083RSV	1994-90 FORD TRUCKS: Explorer, Ranger
30009C	M2233	P2233	NA	1983-77 FORD TRUCKS: E, F350	30081AC	NA	P3450	NA	1994-92 BUICK: Regal
30009C	M2407	P2407	NA	1983-80 FORD TRUCKS: F250 - 350	30081C	M2895	P2895	M2906RSV	1993-87 GENERAL MOTORS
30009C	M2412	P2412	NA	1983-80 FORD TRUCKS: F250	30081C	M2897	P2897	M2906RSV	1991-87 GENERAL MOTORS
30009C	M2558	P2558	NA	1986-84 FORD TRUCKS: E150 - 250, F250	30081C	M2906	P2906	M2906RSV	1995-87 GENERAL MOTORS
30009C	M2559	P2559	NA	1986-84 FORD TRUCKS: E, F250 - 350	30083C	M2580	P2580	M2609RSV	1996-85 CHEVROLET/GMC TRUCKS: G30/35, P20 - 35
30013C	M2189	P2189	NA	1976 FORD TRUCKS: E, F250 - 350	30084C	M4557	P4557	NA	1987 FORD TRUCKS: Bronco, E, F150
30015C	M2455	P2455	NA	1985-82 CADILLAC: Eldorado, Seville	30084C	NA	P4560	NA	1988-87 FORD TRUCKS: Ranger
30015C	M2477	P2477	NA	1988-83 CHEVROLET/GMC TRUCKS: El Camino, Caballero	30087C	M3162	P3162	M4558RSV	1992 FORD TRUCKS: E250 - 350
30015C	NA	P2899	NA	1987-85 CHEVROLET/GMC TRUCKS: G10/15	30087C	M4558	P4558	M4558RSV	1998-87 FORD TRUCKS
30015C	NA	P2900	NA	1989-85 CHEVROLET/GMC TRUCKS: Astro/Safari	30087C	M4558	P4559	M4558RSV	2003-87 FORD TRUCKS: Bronco, E, F150 - 250
30015C	NA	P2908	NA	1988 PONTIAC: Fiero	30089C	M2944	P2944	NA	1993-86 DODGE TRUCKS: Dakota
30017C	M2478	P2478	M2476RSV	1987-83 CHEVROLET: Chevette	30090C	M2532	P2532	NA	1991-82 DODGE: Colt
30019C	NA	P2479	NA	1987-83 CHEVROLET: Chevette	30112-C	M2445	P2445	NA	1984-79 TOYOTA: Cressida
30020C	M2463	P2463	NA	1983-82 CHEVROLET: Camaro	30857-C	NA	P3239	NA	1999-94 BUICK: LeSabre, Park Avenue, Riviera
30020C	M2538	P2538	NA	1983-82 CHEVROLET: Camaro	30P01	M3010	P3010	NA	1990 NISSAN: 300ZX
30021C	M2481	P2481	NA	1985-83 FORD TRUCKS: Bronco II, Ranger	30P02	M3111	P3111	NA	1991-90 NISSAN: 300ZX
30021C	M2482	P2482	NA	1985-83 FORD TRUCKS: Bronco II, Ranger	30P21	M3010	P3010	NA	1990 NISSAN: 300ZX
30030C	M2480	P2480	M2476RSV	1986-83 GENERAL MOTORS	30P22	M3111	P3111	NA	1991-90 NISSAN: 300ZX
30031C	M2569	P2569	NA	1985-82 TOYOTA: Celica	30R20	M3091	P3091	NA	1992-90 NISSAN TRUCKS: Axxess
30040C	M2423	P2423	NA	1991-81 CHEVROLET/GMC TRUCKS	3-1 14	NA	P3860	NA	2007-06 MERCEDES TRUCKS
30042C	M2456	P2456	M3306RSV	1988-82 CHEVROLET/GMC TRUCKS: S Series	31088 AC	NA	P91123	NA	2000 ISUZU TRUCKS: Hombre
					31G00	M2814	P2814	NA	1992-86 NISSAN TRUCKS: D21 Pickup
					31G20	M2814	P2814	NA	1992-86 NISSAN TRUCKS: D21 Pickup

CASTING CROSS REF.

MASTER CYLINDER CASTING NUMBER CROSS REFERENCE

CASTING Number	NAPA Brakes (New)	NAPA Proformer (Reman)	NAPA Reservoir (New)	Application	CASTING Number	NAPA Brakes (New)	NAPA Proformer (Reman)	NAPA Reservoir (New)	Application
31V BACK	M3645	P3645	NA	2007-03 MITSUBISHI: Lancer	45P20	M3206	P3206	NA	1996-91 NISSAN: 300ZX
31V BACK	M3983	P3645	NA	2007-03 MITSUBISHI: Lancer	46100-SD5-L01	M3536	P3536	NA	2005-01 HONDA: Civic
32 332089	M3908	P3908	NA	2013-07 CHEVROLET/GMC TRUCKS: Silverado, Sierra	47S	NA	P4574	NA	2010-08 SCION: XD
3211405C	M2222	P2222	NA	1971-68 AUSTIN-HEALEY: Sprite	49L01	M2822	P2822	NA	1992-86 NISSAN TRUCKS: D21 Pickup
3226 25.24	M3442	P3442	NA	2000-99 MERCURY TRUCKS: Villager	4F1806	M3642	P3642	M3621RSV	2008-03 TOYOTA: Corolla, Matrix
3226 25.4	M3552	P3552	NA	2002-00 MERCURY TRUCKS: Villager	4F1806	M3642M	P3642	NA	2008-03 TOYOTA: Corolla, Matrix
3226 25.4	M3553	P3553	NA	2000-99 MERCURY TRUCKS: Villager	4G-T5	M2352	P2352	NA	1983-78 DODGE: Challenger, Colt
32F20	NA	P2817	NA	1988-87 NISSAN: 200SX	4MK22	NA	P3851	NA	2004 TOYOTA TRUCKS: Tundra
32G00	M2818	P2818	NA	1987-86 NISSAN TRUCKS: D21 Pickup	4Z720	M3985	P3761	NA	2002-01 INFINITI: G20
32H	NA	P3680	NA	2004-03 MITSUBISHI TRUCKS: Outlander w/ABS	50 23	M3271	P3271	NA	1995-93 CHRYSLER: Concorde, New Yorker, LHS
32KF	NA	P3939	NA	2010-06 TOYOTA: Yaris	50-0046	NA	P3899	NA	2011-08 MITSUBISHI: Lancer
3315 JTA	M3830	P3830	NA	2006-03 PORSCHE TRUCKS: Cayenne	50-0049	NA	P4408	NA	2009-08 MITSUBISHI: Lancer
334W6	NA	P3872	NA	2006-02 MINI: Cooper	51K	NA	P3617	NA	2004-01 SUBARU: Outback
33KT	M3939M	NA	NA	2010-06 TOYOTA: Yaris	52A00	NA	P2823	NA	1988-86 NISSAN: Sentra
34A00	NA	P2819	NA	1985-84 NISSAN: Sentra	52D10 12E	M3964	P3964	NA	2006-01 SUZUKI TRUCKS: XL-7
34A05	NA	P2819	NA	1985-84 NISSAN: Sentra	52D30 23T	M3963	P3963	NA	2006-01 SUZUKI TRUCKS: XL-7
35 1-1	M3878	P3878	NA	2012-07 DODGE: Caliber	53B	M37257	P37257	NA	1966-60 CHRYSLER FAMILY
35 1-3	M3879	P3879	NA	2012-07 DODGE: Caliber	53B	M40963	P40963	NA	1965-62 CHRYSLER FAMILY
35.25.D.1293	M4755	P4755	NA	2012-09 TOYOTA: Corolla	543GL3	M544	P41095	NA	1958-33 CHRYSLER FAMILY
35.37.8.0142	M3976	P3976	NA	2014-06 TOYOTA TRUCKS: RAV-4	56L00	M2611	P2611	NA	1989-84 NISSAN: 200SX, 300ZX
35.43.0.312	M4659	P4664	NA	2012-09 TOYOTA TRUCKS: Tacoma	56L20	M2611	P2611	NA	1989-84 NISSAN: 200SX, 300ZX
35.43.0.312	M4664	P4664	NA	2012-09 TOYOTA TRUCKS: Tacoma	57587C	M14021	P58138	NA	1956-53 FORD TRUCKS: F250
3560G	NA	P3981	NA	2002-99 BMW: Z3	5J29	M3316	P3316	NA	1998-96 CHEVROLET: Tracker
3899/205	NA	P4194	NA	2009-07 SAAB: 9-3	5W610	M3687	P3687	NA	2003-02 INFINITI TRUCKS: QX4
3A 2157 1097-101	M3476	P3476	NA	2005-01 CHRYSLER: Sebring	5X-3121-J	M2363	P2363	NA	1978-73 CHEVROLET TRUCKS: Luv
3A2808	NA	P5185	NA	2012-11 FORD TRUCKS: F Series Super Duty	60A00	M2826	P2826	NA	1990-86 NISSAN: Pulsar, Sentra
3D2123	M3621	P3621	M3621RSV	2008-03 PONTIAC: Vibe	60A10	M2826	P2826	NA	1990-86 NISSAN: Pulsar, Sentra
3D2123	M4741	P3621	M4741RSV	2008-03 PONTIAC: Vibe	60U10	M3150	P3150	NA	1991-90 INFINITI: Q45
3G	NA	P3369	NA	1989-81 PORSCHE: 911	60U11	NA	P3207	NA	1993-92 INFINITI: Q45
3H000	M4239	P4239	NA	2000-99 INFINITI: Q45	60Y21	M3133	P3133	NA	1994-91 NISSAN: NX, Sentra
3H020	NA	P3898	NA	2001-99 INFINITI: Q45	61A01	M2826	P2826	NA	1990-86 NISSAN: Pulsar, Sentra
3L120	M3498	P3498	M3498RSV	2004-00 INFINITI: I30, I35	62A01	M2826	P2826	NA	1990-86 NISSAN: Pulsar, Sentra
40U10	M3203	P3203	NA	1997-94 INFINITI: G20	62J03	M3201	P3201	NA	1997-94 INFINITI: G20
40U10	M4022	P3203	NA	1997-94 INFINITI: G20	62J12	M3185	P3185	NA	2000-91 INFINITI: G20
41F10	NA	P3101	NA	1994-89 NISSAN: 240SX	62J21	M3203	P3203	NA	1997-94 INFINITI: G20
41F20	M3009	P3009	NA	1994-89 NISSAN: 240SX	62J21	M4022	P3203	NA	1997-94 INFINITI: G20
41G00	M2821	P2821	NA	1988-87 NISSAN TRUCKS: Pathfinder	63C00	M3132	P3132	NA	1999-91 NISSAN: NX, Sentra, 200SX
41U10	M3205	P3205	NA	1999-96 INFINITI: I30	63C20	M3154	P3154	NA	1999-91 NISSAN: NX, Sentra
437611019B	NA	P2514	NA	1983-82 AUDI: 5000 Series	64 CR902/900	NA	P3774	NA	2004-03 INFINITI: M45
44A	M36280	P36280	NA	1970-67 CHEVROLET/GMC TRUCKS: El Camino, Sprint	65Y64	M3133	P3133	NA	1994-91 NISSAN: NX, Sentra
44A	M2062	P2062	NA	1968-67 CHEVROLET	67A00	M2825	P2825	NA	1988-86 NISSAN: Pulsar, Sentra
45465C	M36095	P36095	NA	1965-64 FORD TRUCKS: Ranchero	67U20	NA	P3204	NA	1996-94 INFINITI: Q45
4589 (4.10)	M4021	NA	NA	2009-08 CHRYSLER TRUCKS: Town & Country	68L BACK	M3873	P3873	NA	2014-06 TOYOTA TRUCKS: RAV-4
4589 4.11	M3885	P3885	M3885RSV	2008-07 CHRYSLER TRUCKS: Pacifica	69Y20	M3135	P3135	NA	1994-91 NISSAN: NX, Sentra
45G00	M3100	P3100	NA	1990 NISSAN TRUCKS: Pathfinder	6B08E2	M3325	P3325	M3325RSV	2000-97 ACURA: EL (Canada)
45P00	M3206	P3206	NA	1996-91 NISSAN: 300ZX	6F28 E31	M3387	P3387	NA	1998 CHEVROLET: Tracker
					6G169	NA	P3403	NA	1996-93 MERCEDES
					6J03	M3392	P3392	M3286RSV	1999-97 LEXUS: ES300
					6P100	NA	P4176	NA	1998-97 INFINITI: Q45
					6P120	M4150	P4150	NA	1998-97 INFINITI: Q45
					7.18 22	M3965	P3965	NA	2013-04 AUDI
					7/8 1A	M3844	P3844	NA	2013-10 ACURA TRUCKS: ZDX, MDX, RDX
					7/8 1A	M3943	P3943	NA	2013-06 LEXUS
					7/8 1B	NA	P4590	NA	2012-05 ACURA: RL

CASTING CROSS REF.

MASTER CYLINDER CASTING NUMBER CROSS REFERENCE

CASTING Number	NAPA Brakes (New)	NAPA Proformer (Reman)	NAPA Reservoir (New)	Application	CASTING Number	NAPA Brakes (New)	NAPA Proformer (Reman)	NAPA Reservoir (New)	Application
7/8 1B 3B	M3794	P3794	NA	2007-04 TOYOTA TRUCKS: Highlander	92G01	M3138	P3138	NA	1995-91 NISSAN TRUCKS: D21 Pickup, Pathfinder
7/8 1B 3B	NA	P4020	NA	2012-06 LEXUS	92G10/1S710	M3209	P3209	NA	1997-92 NISSAN TRUCKS: D21 Pickup
7/8 3a	M3821	P3821	NA	2008-06 TOYOTA: Avalon					
70F01	NA	P3339	NA	1996-95 NISSAN: 240SX	95/GX 78Q1	M4031	P4031	NA	2008 FORD TRUCKS
70F21	NA	P3339	NA	1996-95 NISSAN: 240SX	A 15N	M4045	P4045	NA	2000-95 LEXUS: SC300, SC400
70L Back	M3858	P3858	NA	2012-08 TOYOTA: Avalon	A 35614	M3832	P3832	NA	2008-06 CHEVROLET: HHR
71A CD012	M3834	P3834	NA	2004 INFINITI: G35	A 35614	M3832M	P3832	NA	2008-06 CHEVROLET: HHR
71F01	M4296	P3336	NA	1998-95 NISSAN: 240SX	A0004317601	M4166	P4166	NA	2009-07 DODGE TRUCKS
71F21	M4296	P3336	NA	1998-95 NISSAN: 240SX					
722G	NA	P4115	NA	2007-02 SUZUKI: Aerio	A04/6D25	M3388	P3388	NA	2000-98 CHEVROLET: Metro
72F21	NA	P3385	NA	1998-95 NISSAN: 240SX	A27/API	NA	P3381	NA	1996-94 TOYOTA: Supra
72Y02	NA	P3184	NA	1994-91 NISSAN: Sentra, NX	A356.14	NA	P4596	NA	2010-09 CHEVROLET: Cobalt
72Y04	M3134	P3134	NA	1994-91 NISSAN: Sentra	A356.14	NA	P4615	NA	2010-09 CHEVROLET: Cobalt
72Y22	M3135	P3135	NA	1994-91 NISSAN: NX, Sentra	A356.14	M4736	P4736	NA	2010-09 CHEVROLET: Cobalt
72Y24	NA	P3152	NA	1994-91 NISSAN: Sentra	A35614	M3918	P3918	NA	2008 PONTIAC: G6
73G4	NA	P2514	NA	1983-82 AUDI: 5000 Series	A35614	M4264	P4264	NA	20010-09 CHEVROLET: Cobalt
75L BACK	M4029	P4029	NA	2014-07 TOYOTA	A35614	M4584	P4584	NA	2012-09 CHEVROLET: Malibu
7828 SMT7	NA	P4465	NA	2008 SUZUKI: Forenza, Reno	A35614	M4264M	P4264	NA	20010-09 CHEVROLET: Cobalt
78280T7	NA	P4412	NA	2008 SUZUKI: Forenza, Reno	A50	M4689	P4689	NA	2004-02 FORD TRUCKS: Explorer
786 GL3	NA	P785	NA	1958-57 DODGE TRUCKS - MEDIUM DUTY	A-501-2	M3769	P3769	NA	2007-05 FORD TRUCKS: Escape
7B400	M3513	P3513	NA	2001-00 NISSAN TRUCKS: Frontier	A7	M3532	P3532	NA	2000-99 HONDA: Civic
7B420	M3514	P3514	NA	2001-00 NISSAN TRUCKS: Frontier	AANF	M1874	P1874	NA	1970-67 CHRYSLER FAMILY
7B700	M3562	P3562	NA	2002-01 NISSAN TRUCKS: Frontier	AANF	M1874M	P1874M	NA	1970-67 CHRYSLER FAMILY
7F2931	M4028	P4028	NA	2013-09 ACURA: TSX	AB	M1880	P1880	NA	1970-67 CHEVROLET
7Y005	M3684	P3684	NA	2008-04 NISSAN: Maxima	AB3	M3261	P3261	NA	1999-93 TOYOTA TRUCKS: T100
7Z000	M3473	P3473	NA	2002-00 NISSAN TRUCKS: Xterra	AD	M1926	P1926	NA	1971-68 FORD, MERCURY
8028/KDAC	M3683	P3683	NA	2008-04 CHEVROLET: Aveo, Aveo 5	AD	M2056	P2056	NA	1974-67 GENERAL MOTORS
8028/KDAC	M3683M	P3683	NA	2008-04 CHEVROLET: Aveo, Aveo 5	AE02B	M3724	P3724	NA	2006-05 SAAB: 9-2X
8029 SM06	NA	P4669	NA	2011-09 CHEVROLET: Aveo, Aveo 5	AE02B 3W420	NA	P4118	NA	2001 NISSAN TRUCKS: Pathfinder
8041 DT10	NA	P4670	NA	2011-07 CHEVROLET: Aveo, Aveo 5	AF25	NA	P3619	NA	2004-01 LEXUS: LS430
8041/DAC	M3682	P3682	NA	2006-04 CHEVROLET: Aveo, Aveo 5	AJ000	NA	P4952	NA	2012-10 SUBARU: Legacy
8041/DAC	M3682M	P3682	NA	2006-04 CHEVROLET: Aveo, Aveo 5	AJX B0331	M3803	P3803	NA	2010-05 DODGE TRUCKS: Dakota
8041/DAC/DT6	M4159	P4159	NA	2008-07 CHEVROLET: Aveo, Aveo 5	AR200	NA	P4364	NA	2002 INFINITI: Q45
80J10	M4352M	P4352	NA	2013-07 SUZUKI: SX4	AT	M1880	P1880	NA	1970-67 CHEVROLET
80J10	M4352	P4352	NA	2013-07 SUZUKI: SX4	ATE	NA	P2203	NA	1984-75 VOLVO: 240, 260
81F21	M4358	NA	NA	1998-97 NISSAN: 240SX	ATE 19	M2110	P2110	NA	1977-67 VOLKSWAGEN: Type I
8319A 4927M	M3505	P3505	M3505RSV	2011-01 FORD: Crown Victoria	ATE# 26.6123-0101.3	M3566	P3566	M3566RSV	2007-01 TOYOTA TRUCKS: Sequoia, Tundra
83M00	M2826	P2826	NA	1990-86 NISSAN: Pulsar, Sentra	Ate# 26.6123-0103.3	M3634	P3634	NA	2005-04 CHRYSLER: Sebring
87748/6C06E1	NA	P3323	NA	1998-96 HONDA: Civic	ATE# 26.6125-0106.3	NA	P3583	NA	2005-03 MERCEDES TRUCKS
87A	M36006	P36006	NA	1966-63 CHEVROLET/GMC TRUCKS	ATE# 26.6125-0116.4	M3538	P3538	M3538RSV	2004-01 FORD TRUCKS: Escape
87A	M49755	P49755	NA	1966-63 BUICK, OLDSMOBILE, PONTIAC	ATE# 26.6125-0116.4	M4336	P3538	NA	2004-01 FORD TRUCKS: Escape
87B	M36006	P36006	NA	1966-63 CHEVROLET/GMC TRUCKS	ATE# 26.6128-0009.4	M3632	P3632	NA	2006-03 FORD TRUCKS: Expedition
8B	NA	P4103	NA	2007-06 BMW: Z4	AW	M3504	P3504	NA	2003-99 TOYOTA: Camry, Solara
8B600	M3563	P3563	NA	1999-98 NISSAN TRUCKS: Frontier	AW3	M3258	P3258	NA	1999-94 TOYOTA: Celica
8B620	NA	P3564	NA	1999-98 NISSAN TRUCKS: Frontier	AY1/4F08/T85	M3389	P3389	NA	1999-94 TOYOTA: Celica
8H90A/8H901	NA	P4873	NA	2011-04 NISSAN TRUCKS: X-Trail (Mexico)	B13	NA	P3623	NA	2001 LEXUS: IS300
8X22	NA	P4098	NA	2004 SCION: XA	B18	NA	P3953	NA	2005-02 LEXUS: IS300
8YR	NA	P3945	NA	2007-06 SUBARU TRUCKS: B9 Tribeca	B26	M3326	P3326	NA	2000-96 TOYOTA TRUCKS: 4-Runner
9269, stamped 32022 / 22965	M3641	P3641	M3527RSV	2007-03 CHRYSLER TRUCKS: Town & Country, Pacifica	BC1C	M4740	P3294	NA	2003-95 MAZDA: Protege
92G00	M3138	P3138	NA	1995-91 NISSAN TRUCKS: D21 Pickup, Pathfinder	BC1C	M3294	P3294	M3559RSV	2003-95 MAZDA: Protege

CASTING CROSS REF.

MASTER CYLINDER CASTING NUMBER CROSS REFERENCE

CASTING Number	NAPA Brakes (New)	NAPA Proformer (Reman)	NAPA Reservoir (New)	Application	CASTING Number	NAPA Brakes (New)	NAPA Proformer (Reman)	NAPA Reservoir (New)	Application
BC2A	M4735	P3338	NA	1996-94 FORD, MERCURY	BM1111054	M3926	P3926	NA	2006-01 HYUNDAI: Elantra
BC5F	NA	P3295	NA	1996-95 MAZDA: Protege	BM1111084	M3809	P3809	NA	2011-06 HYUNDAI: Azera, Sonata
BD1	M3262	P3262	NA	1999-94 TOYOTA TRUCKS: Pickup, T100, 4-Runner	BM1111114	M3791	P3791	NA	2006/04 HYUNDAI: Elantra
BDV6 L7	M3338	P3338	NA	1996-94 FORD, MERCURY	BM1111115	NA	P14218	NA	2009-07 KIA: Amanti
BE5H	M3294	P3294	M3559RSV	2003-95 MAZDA: Protege	BM1111116	M3870	P3870	NA	2009-07 HYUNDAI: Elantra
BE5H	M3390	P3390	M3390RSV	2000-96 TOYOTA TRUCKS: RAV-4	BM1111117	M3869	P3869	NA	2009-07 HYUNDAI: Elantra
BE5H	M3863	P3390	M3863RSV	2000-96 TOYOTA TRUCKS: RAV-4	BM111121	NA	P4530	NA	2008-06 KIA: Optima
BE5H	M3864	P3390	M3864RSV	2000-96 TOYOTA TRUCKS: RAV-4	BM111127	M3915	P3915	NA	2009-07 HYUNDAI TRUCKS: Entourage
BF2	M3286	P3286	M3286RSV	1999-95 LEXUS: ES300	BM111127	M3915M	P3915	NA	2009-07 HYUNDAI TRUCKS: Entourage
BG3K	NA	P3426	NA	1998-97 MAZDA: Protege	BM111132	M3971	P3971	NA	2009-07 KIA TRUCKS: Sorento
BH	M3285	P3285	NA	2001-95 TOYOTA: Avalon, Camry	BM111155	M3909	P3909	NA	2009-05 KIA: Spectra
BJOS	NA	P3560	NA	2000-99 MAZDA: Protege	BM111155	M4413	P4413	NA	2009-05 KIA: Spectra, Spectra 5
BJ2	NA	P3624	NA	1997-95 LEXUS: LS400	BM22431	NA	P3318	NA	1997-95 HYUNDAI: Accent
BJOE	M3559	P3559	M3559RSV	2001-99 MAZDA: Protege	BM50	M3710	P3710	NA	2007-03 NISSAN TRUCKS: Murano
BJOG	NA	P3567	NA	2001-99 MAZDA: Protege	BM50	NA	P4104	NA	2007-06 NISSAN TRUCKS: Murano
BJOP	NA	P4027	NA	2000-99 MAZDA: Protege	BM50=5W900	M3695	P3695	NA	2004-03 NISSAN TRUCKS: Pathfinder
BM 111 0059	M3321	P3321	NA	1998-94 HYUNDAI: Sonata	BM64	NA	P3790	NA	2007-04 NISSAN TRUCKS: Titan
BM 111 017	M3317	P3317	NA	1999-95 HYUNDAI: Accent	BM64 0T301	NA	P3911	NA	1998-95 NISSAN TRUCKS - MEDIUM DUTY
BM 111 017	M3501	P3317	NA	1999-95 HYUNDAI: Accent	BM64 7S0003	M4067	P4067	NA	2007-04 NISSAN TRUCKS: Titan
BM 28-44	M2601	P2601	NA	1991-84 NISSAN: Pulsar, Sentra, Micra	BM64(29D00)	NA	P4519	NA	2009-99 NISSAN TRUCKS - MEDIUM DUTY
BM 44	M2611	P2611	NA	1989-84 NISSAN: 200SX, 300ZX	BM71	M3690	P3690	NA	2008-04 INFINITI TRUCKS: QX56
BM 44	M2809	P2809	NA	1989-86 NISSAN TRUCKS: D21 Pickup, Pathfinder	BN1	NA	P3601	NA	2005-96 SUZUKI TRUCKS: Grand Vitara, Sidekick
BM 44	M3201	P3201	NA	1997-94 INFINITI: G20	BQ1	M4308	P4308	NA	1998-96 SUZUKI TRUCKS: Sidekick
BM 50	M2807	P2807	NA	2002-86 NISSAN TRUCKS: D21 Pickup, Frontier	BR2 / NC5	M3382	P3382	NA	2000-96 TOYOTA TRUCKS: 4-Runner
BM011005	NA	P14475	NA	1998-95 HYUNDAI: Sonata	BS	M2056	P2056	NA	1974-67 GENERAL MOTORS
BM111007	M3352	P3352	NA	1996-94 HYUNDAI: Elantra	BV61-2140-P	M5073	P5073	NA	2012 FORD: Focus
BM1110203	M3319	P3319	NA	2001-96 HYUNDAI: Elantra, Tiburon	C120	M1874	P1874	NA	1970-67 CHRYSLER FAMILY
BM111021	M3353	P3353	NA	1998-97 HYUNDAI: Elantra, Tiburon	C120	M1874M	P1874M	NA	1970-67 CHRYSLER FAMILY
BM111021	NA	P4430	NA	2000-99 HYUNDAI: Elantra	C21/R45	NA	P4376	NA	1997 TOYOTA TRUCKS: Previa
BM111028	M3853	P3853	NA	2005-99 HYUNDAI	C3472D	M36433	P36433	NA	1966-63 FORD TRUCKS: F350
BM111037	M3545	P3545	NA	2004 DODGE: Verna (Mexico)	C3472SD	M36433	P36433	NA	1966-63 FORD TRUCKS: F350
BM111037	M4078	NA	NA	2005-00 HYUNDAI: Accent	C8101	M2807	P2807	NA	2002-86 NISSAN TRUCKS: D21 Pickup, Frontier
BM111038	M3541	P3541	NA	2005-01 HYUNDAI TRUCKS: Santa Fe	CA020 48J	M3688	P3688	NA	2005-03 NISSAN TRUCKS: Murano
BM111038	M3569	P3569	NA	2004-99 HYUNDAI: Sonata	CC	M3391	P3391	M3863RSV	2000-96 TOYOTA TRUCKS: RAV-4
BM11103812	M3850	P3850	NA	2005-02 HYUNDAI: Sonata	CD005	M3711	P3711	NA	2009-03 NISSAN: 350Z
BM111046	M3544	P3544	NA	2006-01 HYUNDAI TRUCKS: Santa Fe	CG001 446	NA	P3667	NA	2006-03 INFINITI TRUCKS: FX35, FX45
BM111046	NA	P4125	NA	2006-04 KIA: Amanti	CG011 4ZN	M3666	P3666	NA	2006-03 INFINITI TRUCKS: FX35, FX45
BM111052	M3543	P3543	NA	2004-01 HYUNDAI: Elantra	CH2	M3326	P3326	NA	2000-96 TOYOTA TRUCKS: 4-Runner
BM111061	NA	P3713	NA	2007-03 HYUNDAI: Tiburon	CJ1	M3392	P3392	M3286RSV	1999-97 LEXUS: ES300
BM111061	NA	P14318	NA	2008 HYUNDAI: Tiburon	CJ7	NA	P4365	NA	2000 LEXUS: ES300
BM111062	NA	P3714	NA	2005-03 HYUNDAI: Tiburon	CK100	NA	P3779	NA	2009-05 NISSAN TRUCKS: Quest
BM111069	NA	P3656	NA	2005-02 KIA: Sedona	COAA2155D	M32900	P32900	NA	1960 EDSEL: Ranger, Villager
BM111069	M3781	P3781	NA	2005-02 KIA TRUCKS: Sedona	CTE#-22	NA	P3801	NA	2002-99 DAEWOO: Nubira
BM111074	NA	P3782	NA	2006-04 KIA: Amanti	D18 A14	NA	P3897	NA	2000-95 LEXUS: SC300, SC400
BM111084	M3809	P3809	NA	2011-06 HYUNDAI: Azera, Sonata	D2800	M92602	P92602	NA	1986-84 NISSAN: Stanza
BM1110891	NA	P3792	NA	2005 KIA: Spectra	D5700	M2827	P2827	M2827RSV	1989-95 NISSAN: Maxima, Stanza
BM111100	M3766	P3766	NA	2007-05 HYUNDAI TRUCKS: Tucson	D60A2155AA	NA	P2167	NA	1975 FORD TRUCKS: F100 - 150
BM111104	M3941	P3941	NA	2011-06 HYUNDAI: Azera	D60A2155AA	M2168	P2168	NA	1976-73 FORD TRUCKS: E, F100 - 250
BM111104	M3941A	P3941	NA	2011-06 HYUNDAI: Azera					
BM111105	M3968	P3968	NA	2010-06 KIA: Optima					
BM111105	M3968M	P3968	NA	2010-06 KIA: Optima					
BM1111053	M3952	P3952	NA	2006-01 HYUNDAI: Elantra					

CASTING CROSS REF.

MASTER CYLINDER CASTING NUMBER CROSS REFERENCE

CASTING Number	NAPA Brakes (New)	NAPA Proformer (Reman)	NAPA Reservoir (New)	Application	CASTING Number	NAPA Brakes (New)	NAPA Proformer (Reman)	NAPA Reservoir (New)	Application
D60A2155AA	M2218	P2218	NA	1979-73 FORD TRUCKS: F100 - 150	FD-2796	M2796	P2796	NA	1960-59 AMERICAN MOTORS
D60A2155AA	M2232	P2232	NA	1977-76 FORD TRUCKS: Bronco	FD2951	M36280	P36280	NA	1970-67 CHEVROLET/GMC TRUCKS: El Camino, Sprint
D60A2155AA	M2405	P2405	NA	1986-77 FORD TRUCKS: Bronco, E, F150 - 250	FD2951	M2062	P2062	NA	1968-67 CHEVROLET
D6TA2155AA	M2220	P2220	NA	1983-75 FORD TRUCKS: E100 - 150	FD2951	NA	P34232	NA	1964-41 IHC TRUCKS
D9BC	NA	P2314	NA	1983-78 FORD, MERCURY	FD3921	NA	P3573	NA	1965-61 DIVCO TRUCKS
D9BC	M2315	P2315	NA	1982-78 FORD, MERCURY	FD40524	M36006	P36006	NA	1966-63 CHEVROLET/GMC TRUCKS
D9BC	M2418	P2418	NA	1983-81 FORD: Escort, EXP	FD4570	M4572	P4572	NA	1952-46 FORD TRUCKS: F250 - 350
D9BC	NA	P2419	NA	1983-81 FORD: Escort, EXP	FD54846	M8551	P8551	NA	1987-73 CHEVROLET/GMC TRUCKS - MEDIUM DUTY
D9BC	M2457	P2457	NA	1986-82 FORD: Mustang	FD54855	NA	P1971	NA	1970-69 BUICK
D9BC	M2458	P2458	NA	1986-81 FORD, MERCURY	FD54855	M8551	P8551	NA	1987-73 CHEVROLET/GMC TRUCKS - MEDIUM DUTY
D9BC	M2589	P2589	NA	1990-83 FORD: Escort, EXP	FD57529	M8551	P8551	NA	1987-73 CHEVROLET/GMC TRUCKS - MEDIUM DUTY
DBBC2155	NA	P2314	NA	1983-78 FORD, MERCURY	FD57529	M58128	P58128	NA	1985-67 CHEVROLET/GMC TRUCKS - MEDIUM DUTY
DBBC2155	M2315	P2315	NA	1982-78 FORD, MERCURY	FD57576	M8551	P8551	NA	1987-73 CHEVROLET/GMC TRUCKS - MEDIUM DUTY
DC	M36280	P36280	NA	1970-67 CHEVROLET/GMC TRUCKS: El Camino, Sprint	FD57576	M58128	P58128	NA	1985-67 CHEVROLET/GMC TRUCKS - MEDIUM DUTY
DC	M1922	P1922	NA	1976-67 CHEVROLET: Corvette	FD57578	M2085	P2085	NA	1984-71 CHEVROLET/GMC TRUCKS
DC	M1974	P1974	NA	1976-67 CHEVROLET	FD57578	M58130	P58130	NA	1983-67 CHEVROLET/GMC TRUCKS - MEDIUM DUTY
DE	M3329	P3329	NA	1999-96 VOLKSWAGEN: Golf, Jetta	FD6086	M6086	P58131	NA	1960-36 CHRYSLER FAMILY
DE/G35	M3291	P3291	NA	1999-93 VOLKSWAGEN	FD64506	NA	P8572	NA	1979-68 FORD TRUCKS - MEDIUM DUTY
DE-1815G/1185G	M3333	P3333	NA	2002-96 VOLKSWAGEN	FD6656	M4360	P4360	NA	1947-41 HUDSON
DHHC 3.8	M4752	P4752	NA	2009 FORD: Fusion	FD-8832	M3081	P3081	NA	1957-48 HUDSON
DJRA 74K1	M3877	P4989	M3877RSV	2009-07 FORD TRUCKS: Expedition	FDY1	NA	P3224	NA	1996-93 MAZDA: RX-7
DT3E	M5037	P5037	NA	2012-11 KIA: Forte	FE	NA	P3195	NA	1992-91 LEXUS: LS400
DT4	M4903	NA	NA	2012-11 HYUNDAI: Elantra	FE01	NA	P4026	NA	2005-04 MAZDA: RX-8
E16	NA	P3347	NA	1999-97 SUBARU: Legacy	FE01	M4280	P4280	NA	2010-06 MAZDA: RX-8
E1831	M1926	P1926	NA	1971-68 FORD, MERCURY	FE01	M4280M	P4280	NA	2010-06 MAZDA: RX-8
E22	NA	P3357	NA	2002-97 MITSUBISHI: Mirage	FE06	M4053	P4053	NA	2011-06 MAZDA: RX-8
E2TA	M2481	P2481	NA	1985-83 FORD TRUCKS: Bronco II, Ranger	FE06	M4053M	P4053	NA	2011-06 MAZDA: RX-8
E2TA	M2482	P2482	NA	1985-83 FORD TRUCKS: Bronco II, Ranger	FE1051	M1050	P1050	NA	1948-39 FORD FAMILY
E3541CADV	NA	P3937	NA	2008-06 LEXUS TRUCKS: RX400H	FE-14070	M18000	P18000	NA	1959-58 AMERICAN MOTORS
E4399CDEH	M4950	P4950	NA	2012-10 FORD: Fusion	FE-14740	M18000	P18000	NA	1959-58 AMERICAN MOTORS
E4404CTRW	M4955	P4955	NA	2013-10 CHRYSLER TRUCKS: Town & Country	FE1575	NA	P76542	NA	1967-61 DIAMOND REO TRUCKS
E6DC	M2923	P2923	NA	1988-86 FORD: Taurus	FE1575	NA	P76549	NA	1983-73 FORD TRUCKS - MEDIUM DUTY
E6DC	M2924	P2924	NA	1988-86 FORD: Taurus	FE20914	M21000	P21000	NA	1961-55 GENERAL MOTORS
EA03	NA	P3225	NA	1995-92 MAZDA: MX-3	FE20936	M37257	P37257	NA	1966-60 CHRYSLER FAMILY
EIS126	M2072	P2072	NA	1978-76 AMERICAN MOTORS	FE20936	M43758	P43758	NA	1966-60 DODGE/PLYMOUTH
EL01A 86C	NA	P4825	NA	2012-09 NISSAN: Versa	FE21720	M22231	P21680	NA	1959-56 CHEVROLET/GMC TRUCKS
EM30/EM31	NA	P4127	NA	2011-07 NISSAN: Versa	FE21721	M21698	P21698	NA	1959-55 CHEVROLET/GMC TRUCKS - MEDIUM DUTY
EM30/EM31	M4127	P4127	NA	2011-07 NISSAN: Versa	FE23128	M22975	P22975	NA	1960-57 FORD TRUCKS: F150
F03	NA	P3620	NA	2000-98 LEXUS: LS400	FE27129	M40963	P40963	NA	1965-62 CHRYSLER FAMILY
F14740	M23222	P23222	NA	1959-58 EDSEL	FE32761	M36071	P36071	NA	1964-63 STUDEBAKER TRUCKS
F29	NA	P3958	NA	2006-05 LEXUS: LS430	FE32761	M36072	P36072	NA	1966-61 FORD TRUCKS: Bronco, F100 - 250
F5	M3793	P3793	NA	2008-06 ACURA: TL	FE32949	M32900	P32900	NA	1960 EDSEL: Ranger, Villager
F6600	M3208	P3208	NA	1992-90 INFINITI: M30	FE32949	M36072	P36072	NA	1966-61 FORD TRUCKS: Bronco, F100 - 250
FAG S5007	NA	P2109	NA	1969-68 VOLKSWAGEN TRUCKS: Type II	FE32949	M58440	P58440	NA	1966 FORD, MERCURY
FD 2704	M2657	P2657	NA	1967-50 DIAMOND REO TRUCKS - MEDIUM DUTY	FE33714	M36095	P36095	NA	1965-64 FORD TRUCKS: Rancho
FD04	NA	P3224	NA	1996-93 MAZDA: RX-7	FE35461	M36121	P36672	NA	1966-61 IHC TRUCKS: Scout
FD2704	M661	P661	NA	1982-41 IHC/NAVISTAR TRUCKS - MEDIUM DUTY	FE35461	M36095	P36095	NA	1965-64 FORD TRUCKS: Rancho
FD2704	NA	P58137	NA	1949-39 DIAMOND REO TRUCKS	FE40615	M49752	P49752	NA	1966-63 BUICK

CASTING CROSS REF.

MASTER CYLINDER CASTING NUMBER CROSS REFERENCE

CASTING Number	NAPA Brakes (New)	NAPA Proformer (Reman)	NAPA Reservoir (New)	Application	CASTING Number	NAPA Brakes (New)	NAPA Proformer (Reman)	NAPA Reservoir (New)	Application
FE40615	M49755	P49755	NA	1966-63 BUICK, OLDSMOBILE, PONTIAC	FF57571	NA	P58122	NA	1982-67 CHEVROLET/GMC TRUCKS - MEDIUM DUTY
FE40615	M49763	P49763	NA	1966-62 BUICK, OLDSMOBILE, PONTIAC	FF64506	M2410	P2410	NA	1982-80 GENERAL MOTORS
FE41206	M42747	P42747	NA	1971-63 FORD TRUCKS - MEDIUM DUTY	FF64506	M2458	P2458	NA	1986-81 FORD, MERCURY
FE41207	NA	P42744	NA	1976-63 FORD TRUCKS - MEDIUM DUTY	FF64506	NA	P8572	NA	1979-68 FORD TRUCKS - MEDIUM DUTY
FE41207	M78314	P78314	NA	1979-72 FORD TRUCKS - MEDIUM DUTY	FF64506	NA	P8575	NA	1983-70 FORD TRUCKS - MEDIUM DUTY
FE41207	NA	P78315	NA	1979-73 FORD TRUCKS - MEDIUM DUTY	FF64506	NA	P8576	NA	1979-68 FORD TRUCKS - MEDIUM DUTY
FE-41207	M76547	P76547	NA	1983-73 FORD TRUCKS - MEDIUM DUTY	FF64506	NA	P8577	NA	1979-77 FORD TRUCKS - MEDIUM DUTY
FE41208	M78314	P78314	NA	1979-72 FORD TRUCKS - MEDIUM DUTY	FF67572	NA	P8568	NA	1987-67 CHEVROLET/GMC TRUCKS - MEDIUM DUTY
FE45465	M36095	P36095	NA	1965-64 FORD TRUCKS: Ranchero	FF70533	NA	P8566	NA	1973-71 DODGE TRUCKS: M375
FE4564	M6086	P58131	NA	1960-36 CHRYSLER FAMILY	FF70533	NA	P8569	NA	1978-68 IHC/NAVISTAR TRUCKS - MEDIUM DUTY
FE49360	M36006	P36006	NA	1966-63 CHEVROLET/GMC TRUCKS	FF72283	NA	P8574	NA	1983-70 FORD TRUCKS - MEDIUM DUTY
FE49360	M49752	P49752	NA	1966-63 BUICK	FF75710	M1874	P1874	NA	1970-67 CHRYSLER FAMILY
FE49360	M49755	P49755	NA	1966-63 BUICK, OLDSMOBILE, PONTIAC	FF75710	M36095	P36095	NA	1965-64 FORD TRUCKS: Ranchero
FE49360	M49763	P49763	NA	1966-62 BUICK, OLDSMOBILE, PONTIAC	FF75710	M1874M	P1874M	NA	1970-67 CHRYSLER FAMILY
FE49380	M36006	P36006	NA	1966-63 CHEVROLET/GMC TRUCKS	FF75931	M39495	P39495	NA	1973-66 FORD
FE49380	M49755	P49755	NA	1966-63 BUICK, OLDSMOBILE, PONTIAC	FF75931	M2036	P2036	NA	1972-67 FORD, MERCURY
FE49380	M36242	P36242	NA	1966-62 CHEVROLET	FF75931	M2039	P2039	NA	1973-67 FORD, MERCURY
FE54134	M36006	P36006	NA	1966-63 CHEVROLET/GMC TRUCKS	FF76451	M36373	P36373	NA	1966-62 CADILLAC
FE54134	M49755	P49755	NA	1966-63 BUICK, OLDSMOBILE, PONTIAC	FF76451	M1843	P1924	NA	1976-68 AMERICAN MOTORS
FE54847	NA	P8569	NA	1978-68 IHC/NAVISTAR TRUCKS - MEDIUM DUTY	FF76871	M1879	P1879	NA	1970-67 GENERAL MOTORS
FE57560	M36246	P36246	NA	1971-67 CHEVROLET/GMC TRUCKS	FF76871	M1880	P1880	NA	1970-67 CHEVROLET
FE57560	NA	P58148	NA	1982-67 CHEVROLET/GMC TRUCKS - MEDIUM DUTY	FF76871	M1914	P1914	NA	1975-71 CHECKER: Aerobus
FE57577	M58128	P58128	NA	1985-67 CHEVROLET/GMC TRUCKS - MEDIUM DUTY	FF76871	M2040	P2040	NA	1972-67 BUICK, OLDSMOBILE, PONTIAC
FE57579	M58130	P58130	NA	1983-67 CHEVROLET/GMC TRUCKS - MEDIUM DUTY	FF76871	M2056	P2056	NA	1974-67 GENERAL MOTORS
FE57768	M58440	P58440	NA	1966 FORD, MERCURY	FF78228	M1929	P1892	NA	1968-67 FORD, MERCURY
FE72283	M1843	P1843	NA	1967-64 AMERICAN MOTORS	FF78228	M1902	P1902	NA	1967 FORD TRUCKS
FE72283	NA	P8574	NA	1983-70 FORD TRUCKS - MEDIUM DUTY	FF78228	M1929	P1929	NA	1972-67 FORD: Mustang
FE75451	M1843	P1843	NA	1967-64 AMERICAN MOTORS	FF78229	M1929	P1892	NA	1968-67 FORD, MERCURY
FE78911	NA	P2044	NA	1973-71 CHRYSLER FAMILY	FF78229	M2026	P2026	NA	1970-67 DODGE/PLYMOUTH
FE78911	M2066	P2066	NA	1975-71 CHRYSLER FAMILY	FF78229	M2153	P2153	NA	1980-74 FORD
FE78911	M2044M	P2044M	NA	1973-71 CHRYSLER FAMILY	FF78811	NA	P1878	NA	1969-66 CHRYSLER FAMILY
FE9974	M9220	P9220	NA	1952-47 CHEVROLET/GMC TRUCKS	FF78811	M1955	P1955	NA	1970-69 CHRYSLER FAMILY
FF	NA	P3196	NA	1992-91 LEXUS: LS400	FF78878	M1930	P1896	NA	1971-67 FORD TRUCKS: Ranchero
FF43812	NA	P2494	NA	1982-81 DODGE: Colt	FF78878	M1930	P1930	NA	1971-67 FORD TRUCKS: Ranchero
FF50314	M1843	P1843	NA	1967-64 AMERICAN MOTORS	FF78879	M1930	P1896	NA	1971-67 FORD TRUCKS: Ranchero
FF50314	M1947	P1947	NA	1973-68 IHC TRUCKS	FF78879	M1926	P1926	NA	1971-68 FORD, MERCURY
FF54846	M8560	P8560	NA	1985-77 CHEVROLET/GMC TRUCKS - MEDIUM DUTY	FF78879	M1930	P1930	NA	1971-67 FORD TRUCKS: Ranchero
FF54846	NA	P57340	NA	1978-66 CHEVROLET/GMC TRUCKS - MEDIUM DUTY	FF78879	M1945	P1945	NA	1971-67 FORD FAMILY
FF54847	M8560	P8560	NA	1985-77 CHEVROLET/GMC TRUCKS - MEDIUM DUTY	FF78879	M1961	P1961	NA	1971-67 FORD FAMILY
FF54847	NA	P55385	NA	1980-66 CHEVROLET/GMC TRUCKS - MEDIUM DUTY	FF78951	M1922	P1922	NA	1976-67 CHEVROLET: Corvette
FF55647	NA	P2202	NA	1974-68 VOLVO: 142, 144, 145	FF78951	M1949	P1949	NA	1970-68 CADILLAC: Calais, Deville, Fleetwood
					FF78951	M2032	P2032	NA	1974-70 GENERAL MOTORS
					FF78951	M2072	P2072	NA	1978-76 AMERICAN MOTORS
					FF79438	NA	P2059	NA	1972 FORD FAMILY
					FF79439	M2069	P2069	NA	1989-72 FORD FAMILY
					FF79439	M2076	P2076	NA	1979-73 FORD FAMILY
					FF79439	NA	P2167	NA	1975 FORD TRUCKS: F100 - 150
					FF79439	M2168	P2168	NA	1976-73 FORD TRUCKS: E, F100 - 250
					FF79439	M2218	P2218	NA	1979-73 FORD TRUCKS: F100 - 150

CASTING CROSS REF.

MASTER CYLINDER CASTING NUMBER CROSS REFERENCE

CASTING Number	NAPA Brakes (New)	NAPA Proformer (Reman)	NAPA Reservoir (New)	Application	CASTING Number	NAPA Brakes (New)	NAPA Proformer (Reman)	NAPA Reservoir (New)	Application
FF79439	M2220	P2220	NA	1983-75 FORD TRUCKS: E100 - 150	FF99155	M2178	P2178	NA	1977-73 DODGE/PLYMOUTH
FF79439	M2232	P2232	NA	1977-76 FORD TRUCKS: Bronco	FJ	NA	P3275	NA	1994-93 LEXUS: LS400
FF80557	M2067	P2067	NA	1973-71 DODGE: Dart, Demon, Swinger	FT BJ2	M3622	P3622	NA	1997-95 LEXUS: LS400
FF80557	M2122	P2122	NA	1975-73 DODGE: Dart, Demon, Swinger	FTE 5595	M3425	P3425	NA	2002-00 AUDI: TT, TT Quattro
FF80557	NA	P2258	NA	1976 DODGE: Dart, Demon, Swinger	FTE 5641	M3817	P3817	NA	2013-06 VOLKSWAGEN
FF80557	NA	P2067M	NA	1973-71 DODGE: Dart, Demon, Swinger	G1500	M92602	P92602	NA	1986-84 NISSAN: Stanza
FF80558	NA	P2044	NA	1973-71 CHRYSLER FAMILY	G2031	NA	P4059	NA	2002-01 SAAB: 9-3
FF80558	NA	P2059	NA	1972 FORD FAMILY	G2345	NA	P3677	NA	2006-03 AUDI: TT, TT Quattro
FF80558	M2066	P2066	NA	1975-71 CHRYSLER FAMILY	GA2A	M3221	P3221	NA	1997-93 FORD: Probe
FF80558	M2066	P2074	NA	1978-70 DODGE/PLYMOUTH	GA2D	M3222	P3222	NA	1996-93 FORD: Probe
FF80558	NA	P2124	NA	1975-73 DODGE: Dart, Demon, Swinger	GA2E	M3223	P3223	NA	1997-93 FORD: Probe
FF80558	M2178	P2178	NA	1977-73 DODGE/PLYMOUTH	GG2A	M3465	P3465	NA	2002-00 MAZDA: 626
FF80558	M2044M	P2044M	NA	1973-71 CHRYSLER FAMILY	GG2B	NA	P3466	NA	2002-00 MAZDA: 626
FF80558	NA	P2124M	NA	1975-74 DODGE: Dart, Demon, Swinger	GG2C	M3465	P3465	NA	2002-00 MAZDA: 626
FF84785	M36280	P36280	NA	1970-67 CHEVROLET/GMC TRUCKS: El Camino, Sprint	GG2D	NA	P3466	NA	2002-00 MAZDA: 626
FF84785	NA	P1971	NA	1970-69 BUICK	GJ6E GG	NA	P3988	NA	2007-06 MAZDA: 6
FF84785	M2062	P2062	NA	1968-67 CHEVROLET	GJ6F/GJ6N	M3648	P3648	NA	2005-03 MAZDA: 6
FF84785	M2072	P2072	NA	1978-76 AMERICAN MOTORS	GJ6F/GJ6N	NA	P3648	NA	2005-03 MAZDA: 6
FF84785	NA	P2246	NA	1978-76 CADILLAC	GJ9E	NA	P3669	NA	2005-03 MAZDA: 6
FF84785	M2283	P2283	NA	1976 CADILLAC	GJ9E	NA	P3669	NA	2005-03 MAZDA: 6
FF84961	NA	P2047	NA	1972-71 GENERAL MOTORS	GL-2	NA	P2120	NA	1973-72 FORD: Pinto
FF84961	M2072	P2072	NA	1978-76 AMERICAN MOTORS	GN90	NA	P3170	NA	1992-91 FORD: Probe
FF85573	M36246	P36246	NA	1971-67 CHEVROLET/GMC TRUCKS	HF09	NA	P3061	NA	1989-88 MAZDA: 929
FF85573	M1944	P1942	NA	1972-68 FORD TRUCKS: F350	HGY1 / HG31	NA	P3173	NA	1995-92 MAZDA: 929
FF85573	M1944	P1944	NA	1976-68 FORD TRUCKS: F350, P350 - 400	HH2	M3549	P3549	NA	2005-99 SUZUKI TRUCKS: Grand Vitara
FF85573	M1956	P1956	NA	1967 CHEVROLET/GMC TRUCKS: P20 - 35	HPG/HP1	M3890	P3890	NA	2010-05 SCION: TC
FF86456	NA	P1927	NA	1971-68 FORD FAMILY	HU	M1914	P1914	NA	1975-71 CHECKER: Aerobus
FF86456	M1935	P1935	NA	1976-68 AMERICAN MOTORS	J4	M3834	P3668	NA	2006-03 INFINITI: G35
FF88884	M2163	P2163	NA	1976 AMERICAN MOTORS	J8100	M3639	P3639	M3639RSV	2006-01 NISSAN: Altima
FF88891	NA	P2051	NA	1971 FORD: Pinto	JB 497	NA	P3702	NA	2006-03 MITSUBISHI: Lancer
FF88891	NA	P2060	NA	1971 FORD: Pinto	JL1	NA	P3685	NA	2004-03 NISSAN TRUCKS: Frontier, Xterra
FF88891	NA	P2120	NA	1973-72 FORD: Pinto	JL2 3YT	NA	P4422	NA	2004 MITSUBISHI: Lancer
FF88891	M2139	P2139	NA	1974 FORD: Maverick, Mustang	JR1	M3693	P3693	NA	2008-04 NISSAN: Maxima
FF88891	NA	P2140	NA	1974 FORD: Pinto	JR1	NA	P3771	NA	2004-02 INFINITI: i35
FF88891	M2153	P2153	NA	1980-74 FORD	JR4	M3796	P3796	NA	2009-05 NISSAN TRUCKS: Quest
FF88891	M2165	P2165	NA	1980-75 FORD	JST	M3288	P3288	NA	2000-95 TOYOTA TRUCKS: Tacoma, T100 Pickup
FF98196	M2080	P2080	NA	1975-68 FORD TRUCKS: E, F250 - 350	K212-024C	M3157	P3157	NA	1991-89 CHEVROLET: Corvette
FF98196	M2189	P2189	NA	1976 FORD TRUCKS: E, F250 - 350	K212-024C	M4552	P4552	NA	1988-86 CHEVROLET: Corvette
FF99138	M36280	P36280	NA	1970-67 CHEVROLET/GMC TRUCKS: El Camino, Sprint	K212-024C	M4555	P4554	NA	1984 CHEVROLET: Corvette
FF99138	NA	P1978	NA	1969-67 BUICK, OLDSMOBILE	K212-024C	M4555	P4555	NA	1985 CHEVROLET: Corvette
FF99138	NA	P2042	NA	1976-71 AMERICAN MOTORS	K212-026C	NA	P3116	NA	1994-91 MERCURY: Capri
FF99138	NA	P2043	NA	1976-71 AMERICAN MOTORS	K213-022C	M3158	P3158	NA	1994-92 CHEVROLET: Corvette
FF99138	M2062	P2062	NA	1968-67 CHEVROLET	K213-022C	M3233	P3233	NA	1996-95 CHEVROLET: Corvette
FF99138	M2072	P2072	NA	1978-76 AMERICAN MOTORS	K213-038C	NA	P3612	NA	2004-97 MITSUBISHI: Diamante
FF99138	M2127	P2127	NA	1977-72 DODGE/PLYMOUTH TRUCKS	K2130460	NA	P3759	NA	2004 PONTIAC: GTO
FF99145	M1956	P1956	NA	1967 CHEVROLET/GMC TRUCKS: P20 - 35	K3	M4739	P4739	M4739RSV	2009 HONDA: Fit
FF99145	M2123	P2123	NA	1978-74 CHRYSLER FAMILY	K3,3/4	M4882	P4882	NA	2014-10 HONDA: Fit, Insight
FF99145	NA	P2123M	NA	1978-74 CHRYSLER FAMILY	KA35	NA	P3115	NA	1992-91 FORD: Probe
					KBB	NA	P3969	NA	2008-06 TOYOTA: Corolla
					L26/L40	M4085	P4085	NA	1998-95 TOYOTA: Paseo, Tercel
					L3	M3846	P3846	NA	2007-02 MITSUBISHI: Lancer
					LB83	M3327	P3327	NA	2002-96 MAZDA TRUCKS
					LC62	NA	P3572	NA	2002-00 MAZDA TRUCKS: MPV
					LC70	NA	P93573	NA	2003-00 MAZDA TRUCKS: MPV
					LD47	NA	P3574	NA	2004 MAZDA TRUCKS: MPV
					LE44 JK	NA	P3799	NA	2006-04 MAZDA TRUCKS: MPV

CASTING CROSS REF.

MASTER CYLINDER CASTING NUMBER CROSS REFERENCE

CASTING Number	NAPA Brakes (New)	NAPA Proformer (Reman)	NAPA Reservoir (New)	Application	CASTING Number	NAPA Brakes (New)	NAPA Proformer (Reman)	NAPA Reservoir (New)	Application
M0963N	M92602	P92602	NA	1986-84 NISSAN: Stanza	N1-737	M2517	P2517	NA	1984-80 TOYOTA: Starlet, Tercel
M0964N	M2611	P2611	NA	1989-84 NISSAN: 200SX, 300ZX	N1-997	M3151	P3151	NA	1994-89 NISSAN: Maxima
M0965N	M2611	P2611	NA	1989-84 NISSAN: 200SX, 300ZX	N5 S04	NA	P3355	NA	1998-97 HONDA TRUCKS: CR-V
M0966N	M2827	P2827	M2827RSV	1989-85 NISSAN: Maxima, Stanza	NC 87	NA	P4107	NA	2005-01 MAZDA: Miata
M0969N	M2611	P2611	NA	1989-84 NISSAN: 200SX, 300ZX	NC10	M3467	P3467	NA	2000-99 MAZDA: Miata
M0981N	M2825	P2825	NA	1988-86 NISSAN: Pulsar, Sentra	NC15	M3600	P3600	NA	2000-99 MAZDA: Miata
M0982N	NA	P2823	NA	1988-86 NISSAN: Sentra	NC72	NA	P3629	NA	2005-01 MAZDA: Miata
M0984N	M2827	P2827	M2827RSV	1989-85 NISSAN: Maxima, Stanza	NC8	M3326	P3326	NA	2000-96 TOYOTA TRUCKS: 4-Runner
M0985N	M2827	P2827	M2827RSV	1989-85 NISSAN: Maxima, Stanza	NF	M36246	P36246	NA	1971-67 CHEVROLET/GMC TRUCKS
M0986N	M2814	P2814	NA	1992-86 NISSAN TRUCKS: D21 Pickup	NISIN F3	M4009	P4009	NA	2011-07 HONDA TRUCKS: Element
M0987N	M2807	P2807	NA	2002-86 NISSAN TRUCKS: D21 Pickup, Frontier	NISIN/HONDA	NA	P4713	NA	2014-09 HONDA: Civic
M0988N	M2822	P2822	NA	1992-86 NISSAN TRUCKS: D21 Pickup	NS1	M3916M	P3916	NA	2004-98 KIA: Spectra
M0989N	M2818	P2818	NA	1987-86 NISSAN TRUCKS: D21 Pickup	NS1	M3916	P3916	NA	2004-98 KIA: Spectra
M1000N	M2611	P2611	NA	1989-84 NISSAN: 200SX, 300ZX	OX23	M3495	P3495	NA	2004-00 TOYOTA: Celica
M1001N	M2611	P2611	NA	1989-84 NISSAN: 200SX, 300ZX	PFF78228	M1929	P1929	NA	1972-67 FORD: Mustang
M1005N	M2809	P2809	NA	1989-86 NISSAN TRUCKS: D21 Pickup, Pathfinder	PG	M36280	P36280	NA	1970-67 CHEVROLET/GMC TRUCKS: El Camino, Sprint
M1013N	M2827	P2827	M2827RSV	1989-85 NISSAN: Maxima, Stanza	PG	M1974	P1974	NA	1976-67 CHEVROLET
M1045N	M2826	P2826	NA	1990-86 NISSAN: Pulsar, Sentra	R2GC62CV	M2076	P2076	NA	1979-73 FORD FAMILY
M1047N	M32982	P2982	NA	1989-85 NISSAN: Stanza, Multi	R2GC62V	M2076	P2076	NA	1979-73 FORD FAMILY
M1048N	NA	P2811	NA	1989-86 NISSAN: Stanza, Multi	R6HB12T	M2036	P2036	NA	1972-67 FORD, MERCURY
M1049N	NA	P2817	NA	1988-87 NISSAN: 200SX	R6HB4-3T	M2036	P2036	NA	1972-67 FORD, MERCURY
M1050N	NA	P2817	NA	1988-87 NISSAN: 200SX	R6HBI-2T	M2036	P2036	NA	1972-67 FORD, MERCURY
M1051N	M2611	P2611	NA	1989-84 NISSAN: 200SX, 300ZX	R6JA4-21	M39495	P39495	NA	1973-66 FORD
M1052N	M2821	P2821	NA	1988-87 NISSAN TRUCKS: Pathfinder	R6JA4-21	M2568	P2568	NA	1988-79 TOYOTA TRUCKS: Pickup, 4-Runner
M1054N	NA	P2813	NA	1989-87 NISSAN TRUCKS: Van	R6TA	M2925	P2925	M2925RSV	1990-86 FORD TRUCKS: Bronco II, Ranger
M1160N	M3009	P3009	NA	1994-89 NISSAN: 240SX	R6TA	M2926	P2926	NA	1994-86 FORD TRUCKS: Bronco II, Explorer, Ranger
M1161N	M2829	P2829	NA	1990-87 NISSAN TRUCKS: Pathfinder	S04N7	M3529	P3529	NA	2001-99 HONDA TRUCKS: CR-V
M1229N	M3138	P3138	NA	1995-91 NISSAN TRUCKS: D21 Pickup, Pathfinder	S30A0	M4294	NA	NA	1998 ACURA: Integra
M1230N	M3138	P3138	NA	1995-91 NISSAN TRUCKS: D21 Pickup, Pathfinder	S33	M3274	P3274	NA	1995-93 LEXUS: GS300
MB111082	NA	P3839	NA	2005-04 KIA: Spectra	S44	NA	P4306	NA	1997-96 LEXUS: GS300
MR475431	M3523	P3523	M3523RSV	2005-01 CHRYSLER: Sebring Coupe	S5118	NA	P2111	NA	1979-64 VOLKSWAGEN: Type II
MUA/EC2	M4850	P4850	NA	2009-04 TOYOTA: Prius	S5240	NA	P2307	NA	1976-73 AUDI: Fox
MWA/ECD	NA	P3954	NA	2012-07 LEXUS: LS460	S5257	NA	P2202	NA	1974-68 VOLVO: 142, 144, 145
MWB/EC4	M4092	P4092	NA	2011-07 TOYOTA: Camry	S5336	M2432	P2432	NA	1981-78 AUDI: 5000 Series
MWF/ECA	NA	P4000	NA	2011-07 NISSAN: Altima	S5404	M2472	P2472	M2472RSV	1993-75 VOLVO: 240, 260 Series
N1-1018	NA	P2215	NA	1975-72 TOYOTA: Corona Mark II	S5657	NA	P2225	NA	1974-71 MERCURY: Capri
N1-271	NA	P2281	NA	1979-75 TOYOTA: Corolla	S5657	NA	P2261	NA	1978-76 MERCURY: Capri
N1-273	NA	P2301	NA	1977-74 TOYOTA: Corona	S6472G	M2954	P2954	NA	1988-87 DODGE TRUCKS: Raider, Ram 50
N1-275	NA	P2306	NA	1976-75 TOYOTA: Celica, Corolla	SA	M36280	P36280	NA	1970-67 CHEVROLET/GMC TRUCKS: El Camino, Sprint
N1-286	NA	P2301	NA	1977-74 TOYOTA: Corona	SA	M2062	P2062	NA	1968-67 CHEVROLET
N1-287	NA	P2306	NA	1976-75 TOYOTA: Celica, Corolla	SGE22/75L	M4029	P4029	NA	2014-07 TOYOTA
N1-287	M2568	P2568	NA	1988-79 TOYOTA TRUCKS: Pickup, 4-Runner	SJ1	NA	P4286	NA	2011-07 KIA TRUCKS: Rondo
N1-296	M2568	P2568	NA	1988-79 TOYOTA TRUCKS: Pickup, 4-Runner	SJ3	NA	P4122	NA	2012-07 HYUNDAI TRUCKS: Veracruz
N1-297	NA	P2301	NA	1977-74 TOYOTA: Corona	SLO/38569	M3351	P3351	NA	2005-91 ACURA: NSX
N1-298	M2273	P2273	NA	1975-70 TOYOTA TRUCKS: Land Cruiser, Pickup	ST7	M3496	P3496	NA	2001-98 ACURA: Integra
N1-307	NA	P2354	NA	1979-77 HONDA: Accord, Civic 1200, CVCC Sedan	T19/7K29	NA	P14986	NA	1989-88 TOYOTA: Celica
N1-334	NA	P2353	NA	1979-77 HONDA: Civic CVCC Wagon	T415A	M4754	P4754	NA	2009 FORD TRUCKS: F150
N1-701	M2505	P2505	NA	1985-82 TOYOTA: Supra	T415A	M4949	P4949	NA	2013-10 FORD TRUCKS
					T415A/DGRA	NA	P5030	NA	2012-11 FORD TRUCKS: Expedition
					TA01	NA	P3383	NA	2000-95 MAZDA: Millenia
					TC44	NA	P3626	NA	2002-01 MAZDA: Millenia
					UB39	M2772	P2772	M2772RSV	1993-86 MAZDA TRUCKS

CASTING CROSS REF.

MASTER CYLINDER CASTING NUMBER CROSS REFERENCE

CASTING Number	NAPA Brakes (New)	NAPA Proformer (Reman)	NAPA Reservoir (New)	Application	CASTING Number	NAPA Brakes (New)	NAPA Proformer (Reman)	NAPA Reservoir (New)	Application
V03	NA	P3546	NA	2000-99 LEXUS TRUCKS: RX300	WT	M36280	P36280	NA	1970-67 CHEVROLET/GMC TRUCKS: El Camino, Sprint
V04	NA	P3547	NA	2000-99 LEXUS TRUCKS: RX300					
V07	NA	P3631	NA	2002-01 LEXUS TRUCKS: RX300	WT	M2062	P2062	NA	1968-67 CHEVROLET
V09	NA	P3659	NA	2003 LEXUS TRUCKS: RX300	X3408W	NA	P4281	NA	2013-07 VOLVO
V2197 JT9	NA	P3707	NA	2007-01 VOLVO	XC0T	M3542	P3542	M3723RSV	2002-01 TOYOTA TRUCKS: RAV-4
V7400	M2829	P2829	NA	1990-87 NISSAN TRUCKS: Pathfinder	XC0T	M4571	P3542	NA	2002-01 TOYOTA TRUCKS: RAV-4
					XC3B	M3723	P3723	M3723RSV	2005-03 TOYOTA TRUCKS: RAV-4
V7820	NA	P2817	NA	1988-87 NISSAN: 200SX	XC3B	M3723M	P3723	NA	2005-03 TOYOTA TRUCKS: RAV-4
VA0	M3392	P3392	M3286RSV	1999-97 LEXUS: ES300	XD7	NA	P3765	NA	2005-04 TOYOTA TRUCKS: RAV-4
VA1	M3285	P3285	NA	2001-95 TOYOTA: Avalon, Camry	XD7	NA	P3765	NA	2005-04 TOYOTA TRUCKS: RAV-4
VA3	M3286	P3286	M3286RSV	1999-95 LEXUS: ES300	XEJ	M2757	P2757	NA	1990-84 VOLKSWAGEN
VAA/VA8	M3530	P3530	NA	2000 LEXUS: ES300	Y03	NA	P3674	NA	2006-04 MITSUBISHI: Galant
VB1	M3497	P3497	M3286RSV	2003-99 TOYOTA: Camry, Solara	Y21216	NA	P3810	NA	2007-02 JAGUAR: X-Type
VFCC00302	M2102	P2102	NA	1980-71 VOLKSWAGEN: Type I	YP2	NA	P3579	NA	2002-00 MITSUBISHI: Galant
W14	NA	P3393	NA	1994-92 TOYOTA: MR2	ZH4	NA	P3601	NA	2005-96 SUZUKI TRUCKS: Grand Vitara, Sidekick
W2854	NA	P4184	NA	2013-06 VOLVO					
W29N	NA	P4013	NA	2005-00 TOYOTA: MR2 Spyder	ZR00C	NA	P4407	NA	2010-08 NISSAN TRUCKS: Titan
W3458	NA	P4322	NA	2013-08 MERCEDES	ZR20C	NA	P4461	NA	2010-08 NISSAN TRUCKS: Titan
W3551	M4857	NA	NA	2013-10 GENERAL MOTORS					

MASTER CYLINDER RESERVOIR CROSS REFERENCE

NAPA Reservoir (New)	NAPA Brakes (New)	NAPA Proformer (Reman)	NAPA Reservoir (New)	NAPA Brakes (New)	NAPA Proformer (Reman)	NAPA Reservoir (New)	NAPA Brakes (New)	NAPA Proformer (Reman)
M2289RSV	M2288	P2288	M3242RSV	M3242	P3242	M3527RSV	M3525	P3525
M2289RSV	M2289	P2289	M3259RSV	M3259	P3259	M3527RSV	M3526	P3526
M2289RSV	M2290	P2290	M3283RSV	M3283	P3283	M3527RSV	M3852	P3852
M2411RSV	M2411	P2411	M3284RSV	M3284	P3284	M3527RSV	M3641	P3641
M2472RSV	M2472	P2472	M3286RSV	M3167	P3167	M3538RSV	M3538	P3538
M2476RSV	M2480	P2480	M3286RSV	M3392	P3392	M3555RSV	M3474	P3474
M2476RSV	M2476	P2476	M3286RSV	M3286	P3286	M3555RSV	M3483	P3483
M2476RSV	M2478	P2478	M3286RSV	M3497	P3497	M3555RSV	M3555	P3555
M2496RSV	M2496	P2496	M3306RSV	M2474	P2474	M3559RSV	M3294	P3294
M2534RSV	M2963	P2963	M3306RSV	M3306	P3306	M3559RSV	M3559	P3559
M2534RSV	M2534	P2534	M3306RSV	M3372	P3372	M3566RSV	M3566	P3566
M2608RSV	M2421	P2421	M3306RSV	M2456	P2456	M3585RSV	M3585	P3585
M2608RSV	M2548	P2548	M3325RSV	M3325	P3325	M3621RSV	M3621	P3621
M2608RSV	M2608	P2608	M3331RSV	M3331	P3331	M3621RSV	M3642	P3642
M2608RSV	M3220	P3220	M3331RSV	M3315	P3315	M3639RSV	M3639	P3639
M2609RSV	M2609	P2609	M3373RSV	M3373	P3373	M3723RSV	M3542	P3542
M2609RSV	M2580	P2580	M3376RSV	M3376	P3376	M3723RSV	M3723	P3723
M2609RSV	M3085	P3085	M3376RSV	M3510	P3510	M3731RSV	M3731	P3259
M2772RSV	M2772	P2772	M3379RSV	M3378	P3378	M3737RSV	M3737	P3395
M2827RSV	M2827	P2827	M3379RSV	M3379	P3379	M3760RSV	M3760	P3760
M2892RSV	M2892	P2892	M3390RSV	M3390	P3390	M3773RSV	M3773	P3773
M2902RSV	M2902	P2902	M3409RSV	M3228	P3228	M3773RSV	M3773	P3802
M2903RSV	M2903	P2903	M3409RSV	M3282	P3282	M3798RSV	M3655	P3655
M2903RSV	M2904	P2904	M3409RSV	M3377	P3377	M3798RSV	M3798	P3798
M2903RSV	M3235	P3235	M3409RSV	M3409	P3409	M3805RSV	M3805	P3804
M2906RSV	M2897	P2897	M3410RSV	M3410	P3410	M3805RSV	M3805	P3805
M2906RSV	M2895	P2895	M3413RSV	M3413	P3413	M3819RSV	M3819	P3819
M2906RSV	M2906	P2906	M3413RSV	M3414	P3414	M3863RSV	M3863	P3390
M2906RSV	M3260	P3260	M3413RSV	M3806	P3806	M3863RSV	M3391	P3391
M2925RSV	M2925	P2925	M3417RSV	M3417	P3417	M3864RSV	M3864	P3390
M3069RSV	M3174	P3174	M3418RSV	M3418	P3418	M3867RSV	M3867	P3867
M3083RSV	M3083	P3083	M3432RSV	M3432	P3432	M3877RSV	M3877	P4989
M3086RSV	M2440	P2440	M3434RSV	M93434	P93434	M3885RSV	M3885	P3885
M3086RSV	M3086	P3086	M3435RSV	M3435	P3435	M3887RSV	M3887	P3887
M3086RSV	M3290	P3290	M3459RSV	M3459	P3459	M3914RSV	M3914	P3914
M3117RSV	M3117	P3117	M3480RSV	M3480	P3480	M4032RSV	M4032	P4032
M3118RSV	M2997	P2997	M3487RSV	M3486	P3486	M4032RSV	M4332	P4332
M3118RSV	M3118	P3118	M3487RSV	M3487	P3487	M4443RSV	M4443	P4432
M3118RSV	M3279	P3279	M3487RSV	M3636	P3636	M4443RSV	M4443	P4443
M3118RSV	M3309	P3309	M3492RSV	M3492	P3492	M4556RSV	M4556	P4556
M3123RSV	M3123	P3123	M3493RSV	M3493	P3493	M4558RSV	M4558	P4559
M3147RSV	M3147	P3147	M3498RSV	M3498	P3498	M4558RSV	M4558	P4558
M3156RSV	M3156	P3156	M3500RSV	M3500	P3500	M4558RSV	M3162	P3162
M3166RSV	M3166	P3166	M3505RSV	M3505	P3505	M4570RSV	M4570	P4570
M3172RSV	M3172	P3172	M3518RSV	M3518	P3518	M4570RSV	M4668	P4668
M3186RSV	M3186	P3186	M3523RSV	M3523	P3523	M4739RSV	M4739	P4739
M3237RSV	M3234	P3234	M3527RSV	M3527	P3527	M4741RSV	M4741	P3621
M3237RSV	M3237	P3237	M3527RSV	M3524	P3524			

RESERVOIR CROSS REF.

