



mCLASS® Math

Screening and
Progress Monitoring
Guide Grade 2

Download the latest mCLASS:Math materials at
www.mclasshome.com under the Support & Resource Center.

© 2009 Wireless Generation, Inc. All rights reserved. Wireless Generation and mCLASS are registered trademarks of Wireless Generation, Inc. All other registered and unregistered trademarks are the sole property of their owners.

Corporate: 55 Washington Street, Suite 900, Brooklyn, NY 11201-1071

Customer Care: (800) 823-1969 • Sales Inquiries (866) 212-8688 • www.wirelessgeneration.com

RISK LEVELS AND OVERALL STATUS.....1

- Introduction 1
- Research Background and Findings..... 1
- Risk Levels and Benchmark Goals 1
- Computation..... 2
- Concepts..... 3
- Missing Number 4
- Number Facts 5
- Quantity Discrimination 6
- Overall Status..... 7

COMPUTATION.....11

- Screening: Beginning of Year 13
- Screening: Middle of Year..... 15
- Screening: End of Year 17
- Form 1 19
- Form 2 21
- Form 3 23
- Form 4 25
- Form 5 27
- Form 6 29
- Form 7 31
- Form 8 33
- Form 9 35
- Form 10 37
- Form 11 39
- Form 12 41
- Form 13 43
- Form 14 45
- Form 15 47
- Form 16 49
- Form 17 51
- Form 18 53
- Form 19 55
- Form 20 57

CONCEPTS.....59

- Screening: Beginning of Year 61
- Screening: Middle of Year..... 65
- Screening: End of Year 69
- Form 1 73
- Form 2 77
- Form 3 81
- Form 4 85
- Form 5 89
- Form 6 93
- Form 7 97
- Form 8 101
- Form 9 105



Form 10	109
Form 11	113
Form 12	117
Form 13	121
Form 14	125
Form 15	129
Form 16	133
Form 17	137
Form 18	141
Form 19	145
Form 20	149

MISSING NUMBER.....153

Screening: Beginning of Year	155
Screening: Middle of Year.....	159
Screening: End of Year	163
Form 1	167
Form 2	171
Form 3	175
Form 4	179
Form 5	183
Form 6	187
Form 7	191
Form 8	195
Form 9	199
Form 10	203
Form 11	207
Form 12	211
Form 13	215
Form 14	219
Form 15	223
Form 16	227
Form 17	231
Form 18	235
Form 19	239
Form 20	243

NUMBER FACTS.....247

Screening: Beginning of Year	249
Screening: Middle of Year.....	251
Screening: End of Year	253
Form 1	255
Form 2	257
Form 3	259
Form 4	261
Form 5	263
Form 6	265
Form 7	267
Form 8	269



Form 9 271
 Form 10 273
 Form 11 275
 Form 12 277
 Form 13 279
 Form 14 281
 Form 15 283
 Form 16 285
 Form 17 287
 Form 18 289
 Form 19 291
 Form 20 293

QUANTITY DISCRIMINATION.....295

Screening: Beginning of Year 297
 Screening: Middle of Year..... 301
 Screening: End of Year 305
 Form 1 309
 Form 2 313
 Form 3 317
 Form 4 321
 Form 5 325
 Form 6 329
 Form 7 333
 Form 8 337
 Form 9 341
 Form 10 345
 Form 11 349
 Form 12 353
 Form 13 357
 Form 14 361
 Form 15 365
 Form 16 369
 Form 17 373
 Form 18 377
 Form 19 381
 Form 20 385



CONTENTS

DATA ENTRY AND ANALYSIS ON THE WEB	391
The mCLASS Web Site	391
Types of Reports	391
Logging In	391
Accessing mCLASS:Math.....	392
Results Entry: Screening.....	393
Results Entry: Progress Monitoring	396
Accessing Data on the Handheld	398
Screening Measures.....	398
Progress Monitoring.....	399
Navigating mCLASS:Math Web Reports	400
The Banner.....	400
Changing the Class	400
Report Tabs	400
Screening Class Report	401
Student Report	402
Progress Monitoring Class Report	403
Student Progress Report	404
ACTIVITIES	407
Activities	407
Viewing Activities on the Handheld and the Web.....	409



Introduction

Wireless Generation and research partners at Teachers College of Columbia University, developers of the mCLASS[®]:Math assessment, are building on a commitment to create educational products that not only assess mathematical abilities but also provide a basis for differentiated instruction. This update to mCLASS:Math for second introduces such indicators as Overall Status and Risk Levels, which are based on rigorous research and analysis.

Research Background and Findings

The mCLASS:Math research team and teachers have been administering the assessment's grade-appropriate measures to thousands of second and third graders. Overall recommendations were established by examining benchmark classifications in relation to the criterion variable, which was each student's proficiency level on a state standardized achievement test and/or performance distributions from the national sample. The team found strong correlations between the mCLASS:Math measures and these established criterion variables, indicating that the measures are valid indicators of early mathematics performance.

By comparing standardized assessments and scores to national mCLASS:Math data collected in the fall, spring, and summer of the 2007-2008 school year or performance distributions across these same three points in time, the researchers were able to determine benchmarks for the measures. In each of the measures, students are considered at risk for difficulty achieving a goal at specified points in the academic year if they perform in the lowest 25th percentile of sample norms. Students who perform above the 75th percentile using sample norms are considered to be at low risk.

Risk Levels and Benchmark Goals

As an index of performance on an individual measure, Risk Levels of Deficit, Emerging, or Established are assigned relative to that measure's goal, the student's grade, and the time of year. On both the handheld and the Web, each Risk Level is represented by a colored box.

Each assessment period has its own Benchmark Goal, which is the fluency score required to be Established at that time of year. As an example, during the middle of the year, students who are identifying missing numbers in the range of 3–8 during the two-minute measure are not hitting the Benchmark Goal and are considered Emerging. Students who score 2 or less are considered Deficit. Those who score 9 or more meet the Benchmark Goal and are considered Established.

Keep in mind, Benchmark Goals are minimums. Ultimately, all students should be Established by or during the End-of-Year assessment period; this is called the End-of-Year Goal. For instance, every second grader should be able to solve all 24 computation problems before the year's end.




With more research, goals may continue to be refined.

RISK LEVELS AND OVERALL STATUS

Computation

Computation evaluates a student’s ability to solve complex written calculation problems. To be successful on these types of problems, students must identify the operation, determine whether regrouping is necessary, and execute the algorithm appropriate for the operation correctly. To accomplish this goal, students rely on their understanding of the place-value structure of the base-ten number system and numerical patterns. Adding (or deducting) the carried/borrowed number(s) in the correct place value position is imperative for success.

The End-of-Year Goal for Computation is 24 or more for Grade 2.




Computation Risk Levels by Assessment Period			
Assessment Period	Deficit (Red) 	Emerging (Yellow) 	Established (Green) 
Beginning	2 or less	3-8	9 or more <i>Benchmark Goal</i>
Middle	4 or less	5-15	16 or more <i>Benchmark Goal</i>
End	9 or less	10-23	24 or more <i>End-of-Year Goal</i>



Concepts

Concepts directly assesses student’s knowledge of place value concepts, notational understanding, fractions, and fundamental properties of operations and concepts to solve problems. Successful execution of algorithms requires an understanding of place value concepts. The ability to identify the place value of a number is essential for regrouping. Students must also learn to recognize, represent, and generate equivalent forms of commonly used fractions. These skills are essential for successful math achievement in the upper grades.

The End-of-Year Goal for Concepts is 15 or more for Grade 2.




Concepts Risk Levels by Assessment Period			
Assessment Period	Deficit (Red) 	Emerging (Yellow) 	Established (Green) 
Beginning	4 or less	5-8	9 or more <i>Benchmark Goal</i>
Middle	5 or less	6-10	11 or more <i>Benchmark Goal</i>
End	9 or less	10-14	15 or more <i>End-of-Year Goal</i>

RISK LEVELS AND OVERALL STATUS

Missing Number

Missing Number evaluates a student’s recognition of basic and complex number patterns and familiarity with printed numbers as part of the ongoing development of number sense. Students who can quickly and accurately identify which number is missing recognize and make use of a fundamental pattern within the number sequence.

The End-of-Year Goal for Missing Number is 9 or more for Grade 2.




Missing Number Risk Levels by Assessment Period			
Assessment Period	Deficit (Red) 	Emerging (Yellow) 	Established (Green) 
Beginning	2 or less	3-6	7 or more <i>Benchmark Goal</i>
Middle	2 or less	3-8	9 or more <i>Benchmark Goal</i>
End	3 or less	4-8	9 or more <i>End-of-Year Goal</i>



Number Facts

Number Facts is a measure that evaluates a child's knowledge of basic arithmetic. Quickly retrieving basic number facts, or combinations, means the student does not expend much mental energy on calculation.

The End-of-Year Goal for Number Facts is 34 or more for Grade 2.




Number Facts Risk Levels by Assessment Period			
Assessment Period	Deficit (Red) 	Emerging (Yellow) 	Established (Green) 
Beginning	10 or less	11-22	23 or more <i>Benchmark Goal</i>
Middle	10 or less	11-27	28 or more <i>Benchmark Goal</i>
End	18 or less	19-33	34 or more <i>End-of-Year Goal</i>

RISK LEVELS AND OVERALL STATUS

Quantity Discrimination

Quantity Discrimination is a measure that determines a student's ability to comprehend the quantitative value of a number. The student identifies the number or operation in the pair with the highest value.

The End-of-Year Goal for Quantity Discrimination is 18 or more for Grade 2.

Quantity Discrimination Risk Levels by Assessment Period			
Assessment Period	Deficit (Red) 	Emerging (Yellow) 	Established (Green) 
Beginning	3 or less	4-13	14 or more <i>Benchmark Goal</i>
Middle	4 or less	5-15	16 or more <i>Benchmark Goal</i>
End	7 or less	8-17	18 or more <i>End-of-Year Goal</i>

COMPUTATION

Computation

Computation is a two-minute measure used to evaluate a student's ability to solve complex written calculation problems. The assessment can be administered to individual students or a group of students at one time. The teacher presents each student with Computation worksheets containing 24 problems. The teacher times the students during the assessment and scores the items later. Performance is based on the total number of correct digits in each problem.

Purpose

Students need to know how to solve complex operational problems. To answer these items successfully, students must identify the operation, determine whether regrouping is necessary, and execute the algorithm appropriate for the operation correctly. To accomplish this goal, students rely on their understanding of the place-value structure of the base-ten number system and numerical patterns. Adding (or deducting) the carried/borrowed number(s) in the correct place value position is imperative for success. Similarly, retrieval of simple number facts frees students to focus on the more complex procedural and conceptual aspects of the problem. Some students may quickly and easily retrieve number facts, identify numerical patterns, and have a good grasp of the base-ten system, but experience difficulty reconciling this knowledge with place value concepts.

Materials

Computation worksheets

Administration of Computation is as follows:

After distributing the Computation worksheets to the students, say the following:

"Please write your name and date at the top of the worksheet, put your pencil down, and turn the worksheet over" (wait until each student has completed this task). Next say, "On the other side of the sheet are some math problems. I want you to write the answers to as many math problems as you can. When I say *BEGIN* write your answers to the *FIRST* problem and work *ACROSS* the page. Then go to the next row. Some of the problems will be easy while others will be hard. Solve as many problems as you can. You may not know how to solve all the problems. If you come to one that is hard or you do not know how to do, skip it and come back to it later. You earn points for getting part of the problem right, so try the harder problems after you've finished all of the easy ones. Please show all of your work on the worksheet. When I say 'BEGIN' turn your sheet over and start working. Be sure to write your answers neatly and within each box. Continue working until I tell you to stop. Are there any questions?" Answer all questions before beginning the assessment. Next say, "BEGIN." At the end of the two minutes, say "STOP. Put your pencils down." Collect the Computation worksheets.

Scoring Rules

Scoring: The student receives a score of one point for each correct digit in the answer. The number of correct digits for each answer within the two-minute time frame is the student's score and a more sensitive measure of student change. Score problems in the direction in which they are typically calculated. Specifically, score addition, subtraction, and multiplication problems from right to left and division problems from left to right. For example, a student would receive a score of one point on the following addition problem:

$$\begin{array}{r} 48 \\ + 13 \\ \hline 51 \end{array}$$

A score of two points on the following subtraction problem:

$$\begin{array}{r} 646 \\ - 86 \\ \hline 450 \end{array}$$

A score of one point on the following multiplication problem:

$$\begin{array}{r} 42 \\ \times 3 \\ \hline 125 \end{array}$$

And a score of one point on the following division problem:

$$96 \div 8 = \underline{22}$$

Student Stops: If a student stops working before the end of the two minutes, say "Keep working until I say *STOP*." This should be an individual prompt given quietly to address a targeted need.

Excessive Skipping: If a student is skipping familiar or easy problems, say "Try each problem before moving onto the next. Do not skip problems you can do." This should be an individual prompt given quietly to address a targeted need.

Self-correction: Score the final answer provided by the student.

Screening: Beginning of Year

Scoring: Students receive 1 point for each correct digit in the answer.

A) 29

B) 9

C) 10

D) 2

E) 26

F) 21

G) 19

H) 79

I) 18

J) 3

K) 40

L) 36



Screening: Beginning of Year

Scoring: Students receive 1 point for each correct digit in the answer.

M) 3

N) 34

O) 26

P) 26

Q) 32

R) 67

S) 43

T) 36

U) 9

V) 21

W) 27

X) 12

End of BOY Form

Screening: Middle of Year

Scoring: Students receive 1 point for each correct digit in the answer.

A) 8

B) 16

C) 35

D) 29

E) 20

F) 6

G) 99

H) 49

I) 17

J) 32

K) 25

L) 22



Screening: Middle of Year

Scoring: Students receive 1 point for each correct digit in the answer.

M) 36

N) 29

O) 16

P) 9

Q) 34

R) 11

S) 11

T) 2

U) 76

V) 6

W) 44

X) 36

End of MOY Form

Screening: End of Year

Scoring: Students receive 1 point for each correct digit in the answer.

A) 23

B) 68

C) 27

D) 7

E) 9

F) 13

G) 6

H) 4

I) 45

J) 43

K) 31

L) 18



Screening: End of Year

Scoring: Students receive 1 point for each correct digit in the answer.

M) 31

N) 43

O) 22

P) 18

Q) 12

R) 6

S) 37

T) 22

U) 88

V) 33

W) 19

X) 28

End of EOY Form

Form 1

Scoring: Students receive 1 point for each correct digit in the answer.

A) 37

B) 54

C) 67

D) 7

E) 45

F) 26

G) 18

H) 3

I) 16

J) 36

K) 68

L) 8



Form 1

Scoring: Students receive 1 point for each correct digit in the answer.

M) 17

N) 16

O) 2

P) 20

Q) 8

R) 55

S) 73

T) 39

U) 30

V) 17

W) 35

X) 26

End of Form 1



Form 2

Scoring: Students receive 1 point for each correct digit in the answer.

A) 28

B) 9

C) 4

D) 40

E) 57

F) 20

G) 79

H) 10

I) 26

J) 20

K) 22

L) 8



Form 2

Scoring: Students receive 1 point for each correct digit in the answer.

M) 9

N) 88

O) 26

P) 20

Q) 42

R) 3

S) 24

T) 41

U) 35

V) 9

W) 5

X) 55

End of Form 2



Form 3

Scoring: Students receive 1 point for each correct digit in the answer.

A) 8

B) 24

C) 14

D) 68

E) 22

F) 98

G) 109

H) 39

I) 58

J) 29

K) 20

L) 2



Form 3

Scoring: Students receive 1 point for each correct digit in the answer.

M) 22

N) 52

O) 22

P) 32

Q) 7

R) 23

S) 21

T) 6

U) 42

V) 45

W) 11

X) 9

End of Form 3



Form 4

Scoring: Students receive 1 point for each correct digit in the answer.

A) 20

B) 8

C) 9

D) 107

E) 35

F) 40

G) 32

H) 32

I) 35

J) 2

K) 79

L) 48



Form 4

Scoring: Students receive 1 point for each correct digit in the answer.

M) 35

N) 41

O) 57

P) 4

Q) 19

R) 8

S) 39

T) 7

U) 7

V) 12

W) 40

X) 6

End of Form 4



Form 5

Scoring: Students receive 1 point for each correct digit in the answer.

A) 22

B) 44

C) 6

D) 30

E) 13

F) 64

G) 36

H) 6

I) 21

J) 13

K) 53

L) 16



Form 5

Scoring: Students receive 1 point for each correct digit in the answer.

M) 3

N) 66

O) 38

P) 56

Q) 22

R) 22

S) 13

T) 2

U) 47

V) 58

W) 15

X) 17

End of Form 5



Form 6

Scoring: Students receive 1 point for each correct digit in the answer.

A) 19

B) 20

C) 20

D) 39

E) 99

F) 42

G) 20

H) 40

I) 9

J) 43

K) 37

L) 37



Form 6

Scoring: Students receive 1 point for each correct digit in the answer.

M) 75

N) 9

O) 20

P) 30

Q) 8

R) 56

S) 10

T) 17

U) 12

V) 12

W) 44

X) 29

End of Form 6



Form 7

Scoring: Students receive 1 point for each correct digit in the answer.

A) 23

B) 3

C) 13

D) 6

E) 33

F) 17

G) 35

H) 3

I) 26

J) 54

K) 26

L) 37



Form 7

Scoring: Students receive 1 point for each correct digit in the answer.

M) 47

N) 40

O) 7

P) 30

Q) 19

R) 9

S) 28

T) 45

U) 58

V) 87

W) 8

X) 49

End of Form 7



Form 8

Scoring: Students receive 1 point for each correct digit in the answer.

A) 8

B) 6

C) 34

D) 24

E) 54

F) 40

G) 48

H) 48

I) 69

J) 31

K) 20

L) 89



Form 8

Scoring: Students receive 1 point for each correct digit in the answer.

M) 6

N) 9

O) 10

P) 27

Q) 38

R) 27

S) 16

T) 37

U) 16

V) 2

W) 12

X) 35

End of Form 8



Form 9

Scoring: Students receive 1 point for each correct digit in the answer.

A) 17

B) 43

C) 17

D) 41

E) 25

F) 22

G) 7

H) 4

I) 21

J) 78

K) 56

L) 11



Form 9

Scoring: Students receive 1 point for each correct digit in the answer.

M) 19

N) 27

O) 39

P) 8

Q) 26

R) 35

S) 66

T) 14

U) 19

V) 1

W) 32

X) 27

End of Form 9



Form 10

Scoring: Students receive 1 point for each correct digit in the answer.

A) 1

B) 12

C) 35

D) 21

E) 39

F) 34

G) 26

H) 9

I) 8

J) 25

K) 29

L) 54



Form 10

Scoring: Students receive 1 point for each correct digit in the answer.

M) 12

N) 47

O) 31

P) 59

Q) 49

R) 9

S) 38

T) 1

U) 42

V) 68

W) 8

X) 53

End of Form 10



Form 11

Scoring: Students receive 1 point for each correct digit in the answer.

A) 24

B) 21

C) 33

D) 35

E) 7

F) 31

G) 9

H) 75

I) 13

J) 5

K) 20

L) 19



Form 11

Scoring: Students receive 1 point for each correct digit in the answer.

M) 18

N) 21

O) 41

P) 7

Q) 27

R) 38

S) 30

T) 37

U) 25

V) 68

W) 107

X) 35

End of Form 11



Form 12

Scoring: Students receive 1 point for each correct digit in the answer.

A) 36

B) 31

C) 5

D) 17

E) 26

F) 87

G) 29

H) 9

I) 41

J) 48

K) 7

L) 35



Form 12

Scoring: Students receive 1 point for each correct digit in the answer.

M) 22

N) 40

O) 34

P) 12

Q) 62

R) 99

S) 5

T) 1

U) 7

V) 24

W) 17

X) 5

End of Form 12

Form 13

Scoring: Students receive 1 point for each correct digit in the answer.

A) 38

B) 15

C) 22

D) 57

E) 26

F) 97

G) 21

H) 4

I) 17

J) 19

K) 6

L) 15



Form 13

Scoring: Students receive 1 point for each correct digit in the answer.

M) 9

N) 8

O) 21

P) 79

Q) 13

R) 36

S) 41

T) 38

U) 35

V) 30

W) 32

X) 11

End of Form 13

Form 14

Scoring: Students receive 1 point for each correct digit in the answer.

A) 27

B) 44

C) 56

D) 39

E) 14

F) 33

G) 78

H) 57

I) 7

J) 22

K) 14

L) 25



Form 14

Scoring: Students receive 1 point for each correct digit in the answer.

M) 6

N) 27

O) 28

P) 40

Q) 14

R) 23

S) 38

T) 12

U) 15

V) 7

W) 8

X) 23

End of Form 14



Form 15

Scoring: Students receive 1 point for each correct digit in the answer.

A) 37

B) 8

C) 4

D) 59

E) 59

F) 15

G) 26

H) 24

I) 18

J) 9

K) 21

L) 18



Form 15

Scoring: Students receive 1 point for each correct digit in the answer.

M) 85

N) 30

O) 13

P) 39

Q) 19

R) 14

S) 37

T) 68

U) 14

V) 20

W) 18

X) 51

End of Form 15



Form 16

Scoring: Students receive 1 point for each correct digit in the answer.

A) 17

B) 36

C) 3

D) 23

E) 29

F) 41

G) 59

H) 35

I) 9

J) 59

K) 43

L) 37



Form 16

Scoring: Students receive 1 point for each correct digit in the answer.

M) 12

N) 59

O) 8

P) 32

Q) 35

R) 26

S) 6

T) 18

U) 79

V) 51

W) 34

X) 3

End of Form 16



Form 17

Scoring: Students receive 1 point for each correct digit in the answer.

A) 2

B) 31

C) 6

D) 17

E) 8

F) 2

G) 8

H) 14

I) 36

J) 8

K) 38

L) 23



Form 17

Scoring: Students receive 1 point for each correct digit in the answer.

M) 5

N) 24

O) 31

P) 26

Q) 41

R) 99

S) 39

T) 89

U) 25

V) 34

W) 48

X) 34

End of Form 17

Form 18

Scoring: Students receive 1 point for each correct digit in the answer.

A) 26

B) 7

C) 68

D) 12

E) 40

F) 33

G) 11

H) 35

I) 16

J) 36

K) 69

L) 9



Form 18

Scoring: Students receive 1 point for each correct digit in the answer.

M) 27

N) 11

O) 56

P) 49

Q) 43

R) 37

S) 12

T) 37

U) 29

V) 3

W) 21

X) 31

End of Form 18

Form 19

Scoring: Students receive 1 point for each correct digit in the answer.

A) 5

B) 38

C) 30

D) 31

E) 12

F) 41

G) 15

H) 75

I) 8

J) 6

K) 22

L) 25



Form 19

Scoring: Students receive 1 point for each correct digit in the answer.

M) 20

N) 6

O) 9

P) 6

Q) 30

R) 24

S) 99

T) 8

U) 11

V) 48

W) 9

X) 47

End of Form 19

Form 20

Scoring: Students receive 1 point for each correct digit in the answer.

A) 1

B) 58

C) 26

D) 25

E) 11

F) 2

G) 38

H) 52

I) 28

J) 10

K) 22

L) 2



Form 20

Scoring: Students receive 1 point for each correct digit in the answer.

M) 21

N) 58

O) 48

P) 8

Q) 31

R) 32

S) 12

T) 1

U) 2

V) 43

W) 61

X) 43

End of Form 20



CONCEPTS

Concepts

Concepts is a two-minute measure that directly assesses a student's knowledge of place value concepts, notational understanding, fractions, and addition, subtraction, multiplication, and division principles. The teacher presents each student with Concepts worksheets containing 24 problems. The teacher times the students during the assessment and scores the items later. Performance is based on the total number of correct answers.

Purpose

The Concepts measure evaluates students' ability to understand and use fundamental properties of operations and concepts to solve problems. For example, if $58 \times 9 = 522$ the commutative principle can be applied to 9×58 , thereby rendering computations unnecessary. Successful execution of algorithms also requires an understanding of place value concepts. The ability to identify the place value of a number is essential for regrouping. Students must also learn to recognize, represent, and generate equivalent forms of commonly used fractions (e.g., word forms, models, etc.).

Materials

Concepts Worksheets

Administration of Concepts is as follows:

After distributing the Concepts worksheets to the students, say the following:

"Please write your name and date at the top of the worksheet, put your pencil down, and turn the worksheet over" (wait until each student has completed this task). Next say, "On the other side of the sheet are some math problems. I want you to write the answers to as many math problems as you can. When I say *BEGIN* write your answers to the *FIRST* problem and work *ACROSS* the page. Then go to the next row. Some of the problems will be easy while others will be hard. Solve as many problems as you can. You may not know how to solve all the problems. If you come to one that is hard or you do not know how to do, skip it and come back to it later. Solve as many problems as you can. Please show all of your work on the worksheet. When I say '*BEGIN*' turn your sheet over and start working. Be sure to write your answers neatly and within each box. Continue working until I tell you to stop. Are there any questions?" Answer all questions before beginning the assessment. Next say, "*BEGIN*." At the end of the two minutes, say "*STOP*. Put your pencils down." Collect the Concepts worksheets.

Scoring Rules

Scoring: The student receives a score of one point for each correct answer.

Student Stops: If a student stops working before the end of the two minutes, say "Keep working until I say *STOP*." This should be an individual prompt given quietly to address a targeted need.

Excessive Skipping: If a student is skipping familiar or easy problems, say "Try each problem before moving onto the next. Do not skip problems you can do." This should be an individual prompt given quietly to address a targeted need.

Self-correction: Score the final answer provided by the student.

Screening: Beginning of Year

Scoring: Student receives 1 point for each correct answer.

A) $\frac{2}{4}$

B) 25

C) 10

D) 104

E) 31

F) thousands

G) $\frac{3}{6}$

H) 27



Screening: Beginning of Year

Scoring: Student receives 1 point for each correct answer.

I) tens

J) ones

K) $\frac{1}{4}$

L) 27

M) hundreds

N) B, C, A

O) 11

P) 

Screening: Beginning of Year

Scoring: Student receives 1 point for each correct answer.

Q) $>$



S) $\frac{1}{3}$

T) $\frac{2}{3}$

U) $=$

V) $\frac{5}{9}$

W) $\frac{4}{7}$

X) 53

End of BOY Form



Screening: Middle of Year

Scoring: Student receives 1 point for each correct answer.

A) ones

B) 41

C) 6

D) 78

E) $\frac{4}{6}$

F) >

G) 48

H) 45



Screening: Middle of Year

Scoring: Student receives 1 point for each correct answer.

I) hundreds

J) $\frac{1}{7}$

K) 7

L) tens

M) $\frac{1}{9}$

N) C, B, A

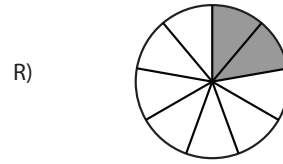
O) $\frac{3}{8}$

P) 

Screening: Middle of Year

Scoring: Student receives 1 point for each correct answer.

Q) $\frac{5}{6}$



S) thousands

T) $\frac{2}{4}$

U) >

V) 24

W) $\frac{1}{7}$

X) 22

End of MOY Form



Screening: End of Year

Scoring: Student receives 1 point for each correct answer.

A) 7

B) hundreds

C) tens

D) 79

E) 22

F) 23

G) 30

H) $\frac{1}{4}$



Screening: End of Year

Scoring: Student receives 1 point for each correct answer.

I) 12

J) ones

K) tens

L) 34

M) <

N) C, A, B

O) 59

P)

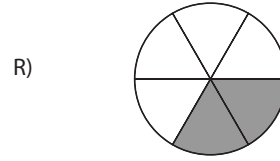
--	--	--	--	--



Screening: End of Year

Scoring: Student receives 1 point for each correct answer.

Q) $\frac{4}{7}$



S) $\frac{5}{6}$

T) $\frac{3}{9}$

U) $\frac{2}{3}$

V) $>$

W) $\frac{1}{8}$

X) $\frac{1}{7}$

End of EOY Form



Form 1

Scoring: Student receives 1 point for each correct answer.

A) thousands

B) 30

C) 11

D) ones

E) 24

F) $\frac{2}{3}$

G) $\frac{3}{4}$

H) 36



Form 1

Scoring: Student receives 1 point for each correct answer.

I) 13

J) tens

K) hundreds

L) 63

M) $\frac{2}{7}$

N) A, C, B

O) 21

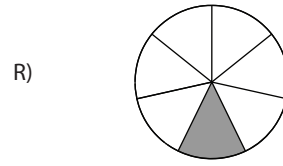
P) 



Form 1

Scoring: Student receives 1 point for each correct answer.

Q) $\frac{3}{6}$



S) $>$

T) $\frac{2}{9}$

U) $<$

V) $\frac{1}{6}$

W) 29

X) $\frac{4}{7}$

End of Form 1



Form 2

Scoring: Student receives 1 point for each correct answer.

A) $\frac{4}{5}$

B) 33

C) 15

D) thousands

E) 33

F) $\frac{3}{5}$

G) <

H) 38



Form 2

Scoring: Student receives 1 point for each correct answer.

I) ones

J) 79

K) hundreds

L) tens

M) $\frac{3}{9}$

N) C, A, B

O) 24

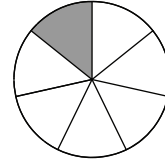
P) 

Form 2

Scoring: Student receives 1 point for each correct answer.

Q) 12

R)



S) $\frac{2}{5}$

T)

$\frac{2}{7}$

U) <

V)

25

W) $\frac{4}{6}$

X)

$\frac{5}{7}$

End of Form 2



Form 3

Scoring: Student receives 1 point for each correct answer.

A) thousands

B) 31

C) 9

D) $\frac{5}{8}$

E) tens

F) 32

G) 27

H) $\frac{2}{5}$



Form 3

Scoring: Student receives 1 point for each correct answer.

I) hundreds

J) 13

K) 21

L) ones

M) $\frac{5}{6}$

N) B, A, C

O) 87

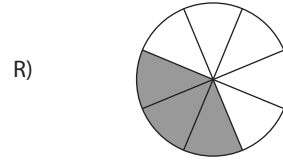
P) 



Form 3

Scoring: Student receives 1 point for each correct answer.

Q) $\frac{1}{8}$



S) $<$

T) $\frac{2}{4}$

U) $=$

V) $\frac{6}{7}$

W) $\frac{1}{8}$

X) 67

End of Form 3



Form 4

Scoring: Student receives 1 point for each correct answer.

A) $\frac{1}{2}$

B) 56

C) 9

D) 59

E) $\frac{5}{6}$

F) thousands

G) 29

H) >



Form 4

Scoring: Student receives 1 point for each correct answer.

I) hundreds

J) 21

K) $\frac{3}{7}$

L) tens

M) 12

N) C, A, B

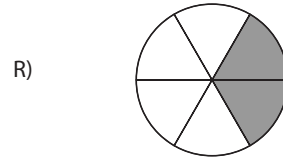
O) $\frac{2}{3}$

P) 

Form 4

Scoring: Student receives 1 point for each correct answer.

Q) $\frac{4}{7}$



S) ones

T) $\frac{2}{8}$

U) >

V) 26

W) 33

X) $\frac{4}{8}$

End of Form 4



Form 5

Scoring: Student receives 1 point for each correct answer.

A) 14

B) $\frac{1}{3}$

C) tens

D) 80

E) 45

F) $\frac{7}{8}$

G) hundreds

H) $\frac{2}{3}$



Form 5

Scoring: Student receives 1 point for each correct answer.

I) $\frac{3}{6}$

J) 16

K) ones

L) 61

M) 45

N) C, B, A

O) <

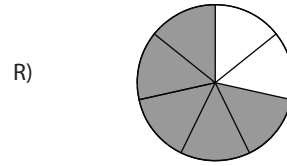
P) 



Form 5

Scoring: Student receives 1 point for each correct answer.

Q) $\frac{5}{7}$



S) 28

T) 29

U) =

V) thousands

W) $\frac{8}{9}$

X) 24

End of Form 5



Form 6

Scoring: Student receives 1 point for each correct answer.

A) $\frac{5}{9}$

B) 38

C) 9

D) ones

E) $\frac{1}{9}$

F) 29

G) 40

H) $\frac{7}{9}$



Form 6

Scoring: Student receives 1 point for each correct answer.

I) 61

J) >

K) $\frac{1}{6}$

L) thousands

M) 21

N) C, A, B

O) $\frac{4}{5}$

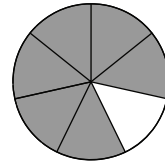
P) 

Form 6

Scoring: Student receives 1 point for each correct answer.

Q) hundreds

R)



S) $\frac{3}{6}$

T) $\frac{5}{6}$

U) =

V) tens

W) $\frac{3}{9}$

X) 9

End of Form 6



Form 7

Scoring: Student receives 1 point for each correct answer.

A) 8

B) $\frac{8}{9}$

C) thousands

D) 83

E) 29

F) $\frac{3}{7}$

G) =

H) 34



Form 7

Scoring: Student receives 1 point for each correct answer.

I) hundreds

J) ones

K) $\frac{1}{5}$

L) 17

M) 30

N) C, B, A

O) 23

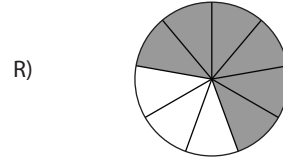
P) 



Form 7

Scoring: Student receives 1 point for each correct answer.

Q) $\frac{2}{4}$



S) tens

T) $\frac{5}{9}$

U) =

V) 43

W) $\frac{2}{5}$

X) $\frac{2}{7}$

End of Form 7



Form 8

Scoring: Student receives 1 point for each correct answer.

A) >

B) 38

C) 11

D) $\frac{1}{4}$

E) 48

F) 27

G) 43

H) thousands



Form 8

Scoring: Student receives 1 point for each correct answer.

I) tens

J) $\frac{2}{5}$

K) $\frac{5}{9}$

L) 20

M) $\frac{7}{8}$

N) B, A, C

O) $\frac{1}{2}$

P) 

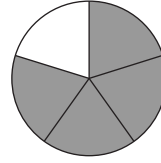


Form 8

Scoring: Student receives 1 point for each correct answer.

Q) ones

R)



S) $\frac{3}{6}$

T)

hundreds

U) <

V)

9

W) 58

X)

$\frac{6}{9}$

End of Form 8



Form 9

Scoring: Student receives 1 point for each correct answer.

A) thousands

B) 51

C) $\frac{2}{5}$

D) $\frac{1}{4}$

E) hundreds

F) 28

G) $\frac{2}{7}$

H) 53



Form 9

Scoring: Student receives 1 point for each correct answer.

I) $>$

J) ones

K) 23

L) 10

M) 87

N) C, B, A

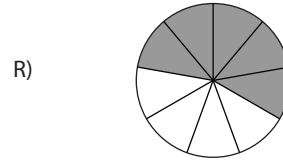
O) $\frac{4}{5}$

P) 

Form 9

Scoring: Student receives 1 point for each correct answer.

Q) $\frac{2}{8}$



S) 12

T) $\frac{6}{9}$

U) >

V) tens

W) 29

X) $\frac{5}{6}$

End of Form 9



Form 10

Scoring: Student receives 1 point for each correct answer.

A) $\frac{2}{7}$

B) 57

C) 10

D) thousands

E) 56

F) 29

G) 27

H) 60



Form 10

Scoring: Student receives 1 point for each correct answer.

I) thousands

J) 66

K) $\frac{2}{7}$

L) ones

M) $\frac{2}{3}$

N) B, A, C

O) 11

P)

--	--	--	--	--	--	--	--	--	--

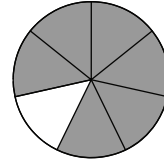


Form 10

Scoring: Student receives 1 point for each correct answer.

Q) tens

R)



S) $\frac{2}{6}$

T) $\frac{4}{6}$

U) $>$

V) $<$

W) $\frac{5}{8}$

X) $\frac{3}{6}$

End of Form 10



Form 11

Scoring: Student receives 1 point for each correct answer.

A) **tens**

B) $\frac{4}{8}$

C) **11**

D) **>**

E) **42**

F) $\frac{3}{7}$

G) $\frac{2}{4}$

H) **34**



Form 11

Scoring: Student receives 1 point for each correct answer.

I) thousands

J) 17

K) $\frac{2}{7}$

L) hundreds

M) 29

N) C, A, B

O) 56

P)

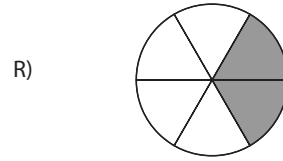
--	--	--	--	--	--	--	--



Form 11

Scoring: Student receives 1 point for each correct answer.

Q) $\frac{3}{4}$



S) 25

T) $\frac{3}{5}$

U) =

V) 63

W) $\frac{5}{6}$

X) ones

End of Form 11



Form 12

Scoring: Student receives 1 point for each correct answer.

A) tens

B) 34

C) 13

D) thousands

E) $\frac{2}{5}$

F) 34

G) 40

H) $\frac{5}{9}$



Form 12

Scoring: Student receives 1 point for each correct answer.

I) hundreds

J) tens

K) 12

L) >

M) $\frac{4}{6}$

N) B, A, C

O) 40

P) 

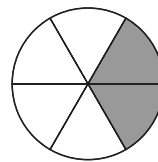


Form 12

Scoring: Student receives 1 point for each correct answer.

Q) 34

R)



S) $\frac{1}{2}$

T)

$\frac{5}{7}$

U) >

V)

96

W) $\frac{4}{5}$

X)

$\frac{1}{3}$

End of Form 12



Form 13

Scoring: Student receives 1 point for each correct answer.

A) 12

B) $\frac{3}{5}$

C) hundreds

D) $\frac{3}{5}$

E) 29

F) 27

G) $\frac{1}{5}$

H) C, B, A



Form 13

Scoring: Student receives 1 point for each correct answer.

I) =

J) 11

K) tens

L) ones

M) $\frac{1}{3}$

N) 33

O) 30

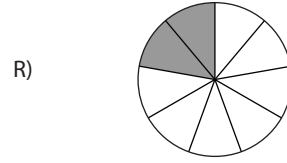
P) 



Form 13

Scoring: Student receives 1 point for each correct answer.

Q) $\frac{1}{2}$



S) thousands

T) $\frac{2}{3}$

U) =

V) 61

W) $\frac{5}{6}$

X) 24

End of Form 13



Form 14

Scoring: Student receives 1 point for each correct answer.

A) 12

B) $\frac{2}{3}$

C) hundreds

D) 97

E) $\frac{2}{4}$

F) ones

G) 14

H) 45



Form 14

Scoring: Student receives 1 point for each correct answer.

I) thousands

J) 14

K) <

L) 21

M) 50

N) C, B, A

O) $\frac{6}{8}$

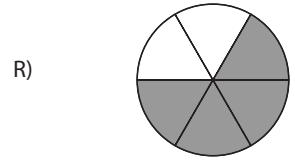
P) 



Form 14

Scoring: Student receives 1 point for each correct answer.

Q) $\frac{1}{3}$



S) 52

T) $\frac{2}{4}$

U) =

V) tens

W) $\frac{1}{6}$

X) $\frac{4}{5}$

End of Form 14

Form 15

Scoring: Student receives 1 point for each correct answer.

A) 8

B) $\frac{2}{5}$ C) $\frac{1}{5}$

D) 63

E) 52

F) thousands

G) >

H) 46



Form 15

Scoring: Student receives 1 point for each correct answer.

I) $\frac{3}{9}$

J) 30

K) tens

L) $\frac{8}{9}$

M) 42

N) C, B, A

O) thousands

P)

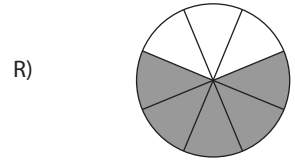
--	--	--	--	--	--	--	--	--	--



Form 15

Scoring: Student receives 1 point for each correct answer.

Q) $\frac{1}{2}$



S) ones

T) $\frac{4}{5}$

U) <

V) 25

W) $\frac{4}{5}$

X) 9

End of Form 15



Form 16

Scoring: Student receives 1 point for each correct answer.

A) hundreds

B) 55

C) 10

D) $\frac{3}{4}$

E) $\frac{3}{5}$

F) 23

G) 13

H) tens



Form 16

Scoring: Student receives 1 point for each correct answer.

I) $\frac{3}{5}$

J) ones

K) =

L) 23

M) $\frac{2}{7}$

N) A, B, C

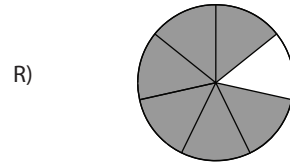
O) thousands



Form 16

Scoring: Student receives 1 point for each correct answer.

Q) $\frac{1}{2}$



S) 25

T) $\frac{2}{9}$

U) =

V) 12

W) $\frac{6}{7}$

X) 93

End of Form 16



Form 17

Scoring: Student receives 1 point for each correct answer.

A) >

B) 45

C) hundreds

D) $\frac{1}{7}$

E) 39

F) 22

G) $\frac{3}{5}$

H) tens



Form 17

Scoring: Student receives 1 point for each correct answer.

I) thousands

J) 6

K) $\frac{4}{5}$

L) 28

M) 87

N) C, A, B

O) $\frac{4}{7}$

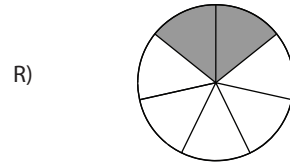
P) 



Form 17

Scoring: Student receives 1 point for each correct answer.

Q) $\frac{1}{3}$



S) $\frac{1}{4}$

T) 25

U) <

V) 9

W) ones

X) $\frac{3}{6}$

End of Form 17



Form 18

Scoring: Student receives 1 point for each correct answer.

A) 12

B) $\frac{1}{5}$

C) hundreds

D) 93

E) 21

F) >

G) $\frac{5}{6}$

H) 25



Form 18

Scoring: Student receives 1 point for each correct answer.

I) ones

J) $\frac{5}{9}$

K) $\frac{4}{6}$

L) hundreds

M) 46

N) C, B, A

O) 38

P) 

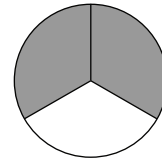


Form 18

Scoring: Student receives 1 point for each correct answer.

Q) 9

R)



S) $\frac{7}{8}$

T)

$\frac{5}{9}$

U) <

V)

29

W) $\frac{5}{6}$

X)

thousands

End of Form 18



Form 19

Scoring: Student receives 1 point for each correct answer.

A) 11

B) $\frac{4}{5}$

C) hundreds

D) $\frac{3}{6}$

E) 46

F) 37

G) <

H) $\frac{4}{7}$



Form 19

Scoring: Student receives 1 point for each correct answer.

I) ones

J) 10

K) $\frac{2}{4}$

L) tens

M) $\frac{3}{4}$

N) B, A, C

O) 64

P)

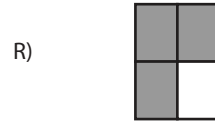
--	--	--	--	--	--



Form 19

Scoring: Student receives 1 point for each correct answer.

Q) $\frac{4}{9}$



S) 28

T) ones

U) <

V) 33

W) $\frac{2}{3}$

X) 43

End of Form 19

Form 20

Scoring: Student receives 1 point for each correct answer.

A) $\frac{1}{3}$

B) 47

C) 13

D) thousands

E) 61

F) $\frac{3}{8}$

G) <

H) 42



Form 20

Scoring: Student receives 1 point for each correct answer.

I) tens

J) 42

K) thousands

L) ones

M) $\frac{3}{6}$

N) C, A, B

O) 37

P)

--	--	--	--	--	--	--	--

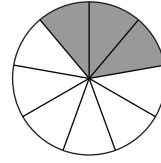


Form 20

Scoring: Student receives 1 point for each correct answer.

Q) 14

R)



S) $\frac{4}{5}$

T) $\frac{1}{5}$

U) <

V) 27

W) $\frac{3}{4}$

X) $\frac{6}{7}$

End of Form 20



MISSING NUMBER

Missing Number

Missing Number is a two-minute measure that evaluates a student's recognition of complex numerical patterns and familiarity with printed numbers. The teacher presents each student with Missing Number worksheets containing 50 problems. The teacher times the students during the assessment and scores the problems later. Performance is based on the total number of correct answers.

Purpose

Students need to recognize complex number patterns and be familiar with printed numbers to continue the ongoing development of number sense. To answer these items successfully, students must recognize the three printed symbols as representations of numbers, identify what fourth number would complete the sequence, and then produce the name for that number. Students who can quickly and accurately identify which number is missing recognize and make use of a fundamental pattern within the number sequence. Students who proceed more slowly may have to go through a manual strategy to fill in the blank, perhaps counting from a known reference up to the numbers in question (e.g., counting from one to answer what is missing in 9, 16, __, 30). Other students may not yet grasp the inherent relationship between numbers.

Materials

Missing Number worksheets

Administration of Missing Number is as follows:

After distributing the Missing Number worksheets to the students, say the following:

"Please write your name and date at the top of the worksheet, put your pencil down, and turn the worksheet over" (wait until each student has completed this task). Next say, "On the other side of the sheet are some numbers. I want you to write the missing number in the blank. When I say *BEGIN* write your answer to the *FIRST* problem and work *ACROSS* the page. Then go to the next row. If you come to one that is hard or you do not know the answer, skip it and come back to it later. Fill in as many missing numbers as you can. Please show all of your work on the worksheet. When I say '*BEGIN*' turn your sheet over and start working. Be sure to write your answers neatly and on each blank. Continue working until I tell you to stop. Are there any questions?" Answer all questions before beginning the assessment. Next say, "*BEGIN*." At the end of the two minutes, say "*STOP*. Put your pencils down." Collect the Missing Number worksheets.

Scoring Rules

Scoring: The student receives a score of one point for each correct answer.

Student Stops: If a student stops working before the end of the two minutes, say "Keep working until I say *STOP*." This should be an individual prompt given quietly to address a targeted need.

Excessive Skipping: If a student is skipping familiar or easy problems, say "Try each problem before moving on to the next. Do not skip problems you can do." This should be an individual prompt given quietly to address a targeted need.

Self-correction: Score the final answer provided by the student.

Screening: Beginning of Year

Scoring: Student receives 1 point for each correct answer.

A) 73

B) 38

C) 64

D) 50

E) 63

F) 10

G) 68

H) 40

I) 27

J) 89

K) 17

L) 58

M) 20

N) 61

O) 83

P) 65

Q) 34

R) 56

S) 77

T) 10



Screening: Beginning of Year

Scoring: Student receives 1 point for each correct answer.

u) 61

v) 50

w) 46

x) 68

y) 33

z) 75

a) 52

b) 72

c) 15

d) 41

e) 70

f) 61

g) 66

h) 54

i) 42

j) 35

k) 77

l) 7

m) 54

n) 71

Screening: Beginning of Year

Scoring: Student receives 1 point for each correct answer.

o) 37

p) 28

q) 31

r) 99

s) 73

t) 4

u) 39

v) 72

w) 90

x) 31

End of BOY Form



Screening: Middle of Year

Scoring: Student receives 1 point for each correct answer.

A) 34

B) 90

C) 25

D) 42

E) 60

F) 62

G) 80

H) 87

I) 39

J) 82

K) 63

L) 41

M) 82

N) 24

O) 49

P) 40

Q) 33

R) 78

S) 55

T) 92



Screening: Middle of Year

Scoring: Student receives 1 point for each correct answer.

u) 90

v) 62

w) 30

x) 60

y) 60

z) 43

a) 41

b) 9

c) 43

d) 70

e) 45

f) 81

g) 62

h) 36

i) 25

j) 31

k) 68

l) 49

m) 42

n) 67

Screening: Middle of Year

Scoring: Student receives 1 point for each correct answer.

o) 87

p) 28

q) 62

r) 48

s) 53

t) 76

u) 29

v) 86

w) 55

x) 63

End of MOY Form



Screening: End of Year

Scoring: Student receives 1 point for each correct answer.

A) 49

B) 45

C) 40

D) 4

E) 51

F) 38

G) 51

H) 83

I) 71

J) 53

K) 70

L) 60

M) 68

N) 56

O) 72

P) 10

Q) 87

R) 10

S) 70

T) 89



Screening: End of Year

Scoring: Student receives 1 point for each correct answer.

u) 77

v) 93

w) 9

x) 20

y) 40

z) 70

a) 60

b) 43

c) 94

d) 86

e) 60

f) 58

g) 40

h) 95

i) 55

j) 68

k) 47

l) 79

m) 81

n) 19

Screening: End of Year

Scoring: Student receives 1 point for each correct answer.

o) 29

p) 73

q) 18

r) 7

s) 65

t) 51

u) 64

v) 23

w) 35

x) 18

End of EOY Form



Form1

Scoring: Student receives 1 point for each correct answer.

A) 23

B) 46

C) 46

D) 18

E) 14

F) 88

G) 76

H) 89

I) 55

J) 37

K) 48

L) 92

M) 68

N) 50

O) 35

P) 46

Q) 29

R) 55

S) 75

T) 83



Form 1

Scoring: Student receives 1 point for each correct answer.

u) 82

v) 63

w) 2

x) 66

y) 0

z) 0

a) 21

b) 77

c) 33

d) 40

e) 69

f) 76

g) 69

h) 83

i) 96

j) 58

k) 83

l) 80

m) 81

n) 54

Form 1

Scoring: Student receives 1 point for each correct answer.

o) 47

p) 70

q) 22

r) 86

s) 55

t) 88

u) 74

v) 46

w) 43

x) 14

End of Form 1



Form 2

Scoring: Student receives 1 point for each correct answer.

A) 96

B) 20

C) 28

D) 53

E) 25

F) 29

G) 13

H) 64

I) 46

J) 63

K) 94

L) 85

M) 28

N) 69

O) 64

P) 87

Q) 84

R) 27

S) 93

T) 99



Form 2

Scoring: Student receives 1 point for each correct answer.

u) 70

v) 47

w) 61

x) 40

y) 88

z) 92

a) 61

b) 53

c) 76

d) 80

e) 42

f) 8

g) 76

h) 30

i) 86

j) 61

k) 91

l) 58

m) 60

n) 65

Form 2

Scoring: Student receives 1 point for each correct answer.

o) 47

p) 43

q) 74

r) 54

s) 75

t) 52

u) 30

v) 89

w) 29

x) 35

End of Form 2



Form 3

Scoring: Student receives 1 point for each correct answer.

A) 75

B) 7

C) 22

D) 57

E) 52

F) 72

G) 70

H) 71

I) 63

J) 68

K) 61

L) 36

M) 88

N) 49

O) 9

P) 69

Q) 71

R) 88

S) 69

T) 18



Form 3

Scoring: Student receives 1 point for each correct answer.

u) 65

v) 8

w) 53

x) 10

y) 88

z) 81

a) 92

b) 64

c) 63

d) 24

e) 18

f) 20

g) 2

h) 46

i) 26

j) 19

k) 50

l) 90

m) 46

n) 61

Form 3

Scoring: Student receives 1 point for each correct answer.

o) 94

p) 50

q) 55

r) 39

s) 95

t) 80

u) 97

v) 90

w) 24

x) 19

End of Form 3



Form 4

Scoring: Student receives 1 point for each correct answer.

A) 16

B) 7

C) 90

D) 49

E) 50

F) 60

G) 24

H) 59

I) 66

J) 63

K) 55

L) 14

M) 36

N) 7

O) 81

P) 42

Q) 95

R) 81

S) 93

T) 88



Form 4

Scoring: Student receives 1 point for each correct answer.

u) 71

v) 76

w) 58

x) 50

y) 28

z) 53

a) 84

b) 71

c) 61

d) 28

e) 17

f) 39

g) 92

h) 58

i) 59

j) 65

k) 23

l) 72

m) 73

n) 80



Form 4

Scoring: Student receives 1 point for each correct answer.

o) 37

p) 3

q) 25

r) 63

s) 80

t) 30

u) 27

v) 59

w) 85

x) 41

End of Form 4



Form 5

Scoring: Student receives 1 point for each correct answer.

A) 77

B) 23

C) 46

D) 84

E) 68

F) 80

G) 55

H) 68

I) 40

J) 29

K) 46

L) 68

M) 51

N) 49

O) 48

P) 0

Q) 18

R) 67

S) 44

T) 88



Form 5

Scoring: Student receives 1 point for each correct answer.

u) 70

v) 39

w) 59

x) 82

y) 90

z) 58

a) 7

b) 60

c) 51

d) 76

e) 71

f) 8

g) 37

h) 11

i) 40

j) 27

k) 87

l) 82

m) 84

n) 36

Form 5

Scoring: Student receives 1 point for each correct answer.

o) 50

p) 70

q) 22

r) 63

s) 52

t) 60

u) 26

v) 92

w) 20

x) 90

End of Form 5



Form 6

Scoring: Student receives 1 point for each correct answer.

A) 37

B) 21

C) 75

D) 44

E) 50

F) 79

G) 31

H) 19

I) 39

J) 76

K) 66

L) 52

M) 58

N) 17

O) 77

P) 36

Q) 29

R) 35

S) 40

T) 93



Form 6

Scoring: Student receives 1 point for each correct answer.

u) 70

v) 85

w) 81

x) 48

y) 21

z) 30

a) 92

b) 75

c) 55

d) 91

e) 86

f) 44

g) 13

h) 65

i) 12

j) 78

k) 30

l) 89

m) 83

n) 77

Form 6

Scoring: Student receives 1 point for each correct answer.

o) 9

p) 40

q) 40

r) 46

s) 29

t) 87

u) 66

v) 67

w) 98

x) 33

End of Form 6



Form 7

Scoring: Student receives 1 point for each correct answer.

A) 90

B) 80

C) 60

D) 22

E) 18

F) 72

G) 72

H) 59

I) 77

J) 69

K) 6

L) 74

M) 73

N) 78

O) 60

P) 89

Q) 84

R) 66

S) 80

T) 57



Form 7

Scoring: Student receives 1 point for each correct answer.

u) 40

v) 94

w) 34

x) 54

y) 80

z) 17

a) 84

b) 3

c) 48

d) 39

e) 60

f) 49

g) 11

h) 81

i) 54

j) 46

k) 66

l) 57

m) 77

n) 84

Form 7

Scoring: Student receives 1 point for each correct answer.

o) 99

p) 60

q) 29

r) 77

s) 41

t) 84

u) 50

v) 62

w) 50

x) 34

End of Form 7



Form 8

Scoring: Student receives 1 point for each correct answer.

A) 90

B) 11

C) 80

D) 78

E) 88

F) 24

G) 56

H) 88

I) 70

J) 82

K) 68

L) 88

M) 67

N) 30

O) 76

P) 60

Q) 16

R) 43

S) 53

T) 86



Form 8

Scoring: Student receives 1 point for each correct answer.

u) 12

v) 39

w) 56

x) 95

y) 48

z) 33

a) 65

b) 89

c) 95

d) 95

e) 33

f) 84

g) 40

h) 71

i) 7

j) 40

k) 81

l) 5

m) 24

n) 26

Form 8

Scoring: Student receives 1 point for each correct answer.

o) 28

p) 68

q) 11

r) 52

s) 58

t) 60

u) 96

v) 37

w) 50

x) 39

End of Form 8



Form 9

Scoring: Student receives 1 point for each correct answer.

A) 37

B) 60

C) 79

D) 6

E) 98

F) 28

G) 82

H) 27

I) 37

J) 90

K) 56

L) 53

M) 75

N) 65

O) 93

P) 25

Q) 73

R) 44

S) 88

T) 12



Form 9

Scoring: Student receives 1 point for each correct answer.

u) 30

v) 85

w) 82

x) 60

y) 48

z) 4

a) 30

b) 50

c) 85

d) 79

e) 89

f) 67

g) 72

h) 30

i) 62

j) 82

k) 49

l) 96

m) 70

n) 47

Form 9

Scoring: Student receives 1 point for each correct answer.

o) 45

p) 55

q) 51

r) 26

s) 21

t) 56

u) 43

v) 58

w) 73

x) 11

End of Form 9



Form 10

Scoring: Student receives 1 point for each correct answer.

A) 71

B) 41

C) 85

D) 42

E) 64

F) 83

G) 69

H) 76

I) 52

J) 12

K) 94

L) 16

M) 90

N) 20

O) 77

P) 84

Q) 20

R) 41

S) 90

T) 12



Form 10

Scoring: Student receives 1 point for each correct answer.

u) 14

v) 79

w) 68

x) 52

y) 19

z) 23

a) 52

b) 60

c) 80

d) 23

e) 58

f) 85

g) 53

h) 17

i) 65

j) 49

k) 68

l) 17

m) 40

n) 87

Form 10

Scoring: Student receives 1 point for each correct answer.

o) 20

p) 42

q) 50

r) 54

s) 54

t) 34

u) 30

v) 81

w) 50

x) 47

End of Form 10



Form 11

Scoring: Student receives 1 point for each correct answer.

A) 78

B) 42

C) 58

D) 63

E) 82

F) 33

G) 32

H) 62

I) 29

J) 31

K) 75

L) 80

M) 30

N) 84

O) 60

P) 69

Q) 26

R) 56

S) 72

T) 51



Form 11

Scoring: Student receives 1 point for each correct answer.

u) 30

v) 74

w) 28

x) 92

y) 90

z) 81

a) 12

b) 79

c) 42

d) 51

e) 24

f) 40

g) 51

h) 68

i) 20

j) 67

k) 55

l) 43

m) 74

n) 91



Form 11

Scoring: Student receives 1 point for each correct answer.

o) 36

p) 31

q) 77

r) 29

s) 24

t) 9

u) 68

v) 55

w) 68

x) 76

End of Form 11



Form 12

Scoring: Student receives 1 point for each correct answer.

A) 87

B) 90

C) 70

D) 60

E) 85

F) 44

G) 59

H) 22

I) 95

J) 83

K) 26

L) 64

M) 47

N) 33

O) 47

P) 21

Q) 67

R) 6

S) 42

T) 47



Form 12

Scoring: Student receives 1 point for each correct answer.

u) 69

v) 67

w) 85

x) 24

y) 30

z) 70

a) 9

b) 40

c) 73

d) 81

e) 84

f) 57

g) 56

h) 41

i) 27

j) 93

k) 42

l) 48

m) 78

n) 49

Form 12

Scoring: Student receives 1 point for each correct answer.

o) 54

p) 23

q) 63

r) 50

s) 3

t) 0

u) 89

v) 47

w) 83

x) 12

End of Form 12



Form 13

Scoring: Student receives 1 point for each correct answer.

A) 51

B) 18

C) 23

D) 51

E) 40

F) 46

G) 39

H) 22

I) 0

J) 69

K) 18

L) 80

M) 36

N) 40

O) 61

P) 50

Q) 15

R) 23

S) 74

T) 88



Form 13

Scoring: Student receives 1 point for each correct answer.

u) 26

v) 64

w) 74

x) 26

y) 95

z) 67

a) 82

b) 62

c) 42

d) 72

e) 81

f) 48

g) 75

h) 50

i) 7

j) 53

k) 83

l) 35

m) 57

n) 12

Form 13

Scoring: Student receives 1 point for each correct answer.

o) 78

p) 92

q) 70

r) 96

s) 62

t) 78

u) 81

v) 87

w) 47

x) 23

End of Form 13



Form 14

Scoring: Student receives 1 point for each correct answer.

A) 54

B) 37

C) 57

D) 45

E) 33

F) 85

G) 15

H) 50

I) 11

J) 85

K) 78

L) 89

M) 47

N) 34

O) 63

P) 61

Q) 12

R) 9

S) 65

T) 86



Form 14

Scoring: Student receives 1 point for each correct answer.

u) 35

v) 37

w) 92

x) 79

y) 93

z) 25

a) 84

b) 64

c) 68

d) 34

e) 20

f) 0

g) 56

h) 68

i) 53

j) 18

k) 95

l) 70

m) 50

n) 29

Form 14

Scoring: Student receives 1 point for each correct answer.

o) 6

p) 42

q) 60

r) 67

s) 75

t) 32

u) 73

v) 61

w) 38

x) 81

End of Form 14



Form 15

Scoring: Student receives 1 point for each correct answer.

A) 62

B) 35

C) 50

D) 86

E) 35

F) 22

G) 9

H) 33

I) 47

J) 37

K) 51

L) 6

M) 36

N) 90

O) 70

P) 27

Q) 90

R) 30

S) 61

T) 41



Form 15

Scoring: Student receives 1 point for each correct answer.

u) 42

v) 69

w) 68

x) 76

y) 32

z) 72

a) 13

b) 18

c) 83

d) 90

e) 30

f) 87

g) 71

h) 24

i) 9

j) 56

k) 45

l) 73

m) 40

n) 62



Form 15

Scoring: Student receives 1 point for each correct answer.

o) 90

p) 61

q) 25

r) 67

s) 64

t) 78

u) 82

v) 68

w) 45

x) 57

End of Form 15



Form 16

Scoring: Student receives 1 point for each correct answer.

A) 28

B) 31

C) 43

D) 76

E) 53

F) 59

G) 81

H) 90

I) 66

J) 82

K) 77

L) 89

M) 43

N) 23

O) 65

P) 7

Q) 80

R) 69

S) 27

T) 55



Form 16

Scoring: Student receives 1 point for each correct answer.

u) 67

v) 87

w) 76

x) 93

y) 14

z) 91

a) 89

b) 18

c) 34

d) 21

e) 60

f) 67

g) 91

h) 89

i) 58

j) 48

k) 10

l) 22

m) 40

n) 41



Form 16

Scoring: Student receives 1 point for each correct answer.

o) 94

p) 73

q) 30

r) 55

s) 55

t) 36

u) 67

v) 53

w) 63

x) 69

End of Form 16



Form 17

Scoring: Student receives 1 point for each correct answer.

A) 41

B) 56

C) 86

D) 77

E) 24

F) 20

G) 47

H) 46

I) 23

J) 71

K) 28

L) 62

M) 77

N) 46

O) 2

P) 97

Q) 12

R) 66

S) 53

T) 65



Form 17

Scoring: Student receives 1 point for each correct answer.

u) 53

v) 35

w) 16

x) 64

y) 44

z) 71

a) 35

b) 60

c) 10

d) 33

e) 61

f) 67

g) 83

h) 50

i) 31

j) 87

k) 85

l) 82

m) 14

n) 36



Form 17

Scoring: Student receives 1 point for each correct answer.

o) 94

p) 53

q) 27

r) 80

s) 29

t) 41

u) 73

v) 88

w) 36

x) 56

End of Form 17



Form 18

Scoring: Student receives 1 point for each correct answer.

A) 87

B) 10

C) 50

D) 60

E) 97

F) 43

G) 93

H) 53

I) 74

J) 39

K) 34

L) 75

M) 30

N) 86

O) 56

P) 26

Q) 30

R) 9

S) 70

T) 75



Form 18

Scoring: Student receives 1 point for each correct answer.

u) 91

v) 30

w) 82

x) 39

y) 30

z) 56

a) 57

b) 48

c) 50

d) 14

e) 89

f) 38

g) 88

h) 61

i) 12

j) 92

k) 76

l) 65

m) 60

n) 6

Form 18

Scoring: Student receives 1 point for each correct answer.

o) 33

p) 38

q) 85

r) 64

s) 34

t) 18

u) 34

v) 60

w) 11

x) 36

End of Form 18



Form 19

Scoring: Student receives 1 point for each correct answer.

A) 26

B) 75

C) 77

D) 55

E) 90

F) 79

G) 50

H) 92

I) 87

J) 20

K) 58

L) 83

M) 79

N) 68

O) 60

P) 30

Q) 62

R) 78

S) 29

T) 50



Form 19

Scoring: Student receives 1 point for each correct answer.

u) 96

v) 87

w) 51

x) 32

y) 62

z) 20

a) 20

b) 60

c) 58

d) 61

e) 35

f) 25

g) 56

h) 87

i) 63

j) 66

k) 83

l) 50

m) 74

n) 75

Form 19

Scoring: Student receives 1 point for each correct answer.

o) 30

p) 47

q) 21

r) 67

s) 59

t) 34

u) 73

v) 49

w) 70

x) 34

End of Form 19



Form 20

Scoring: Student receives 1 point for each correct answer.

A) 42

B) 80

C) 9

D) 21

E) 44

F) 60

G) 49

H) 62

I) 74

J) 38

K) 46

L) 34

M) 81

N) 63

O) 42

P) 59

Q) 79

R) 13

S) 18

T) 51



Form 20

Scoring: Student receives 1 point for each correct answer.

u) 55

v) 50

w) 53

x) 23

y) 89

z) 70

a) 20

b) 36

c) 73

d) 80

e) 69

f) 58

g) 36

h) 82

i) 70

j) 47

k) 37

l) 28

m) 66

n) 58



Form 20

Scoring: Student receives 1 point for each correct answer.

o) 97

p) 82

q) 20

r) 85

s) 50

t) 76

u) 46

v) 58

w) 44

x) 10

End of Form 20



NUMBER FACTS

Number Facts

Number Facts is a two-minute measure that evaluates a student's knowledge of basic arithmetic. The teacher presents each student with Number Facts worksheets containing 60 problems. The teacher times the students during the assessment and scores the problems later. Performance is based on the total number of correct answers.

Purpose

Quick retrieval of the basic number facts, or combinations, is fundamentally important for learning and may predict achievement. From a practical point of view, quick retrieval means that students get the answer quickly and do not have to expend much mental energy on calculation. Quick retrieval may result from rote memory or from fluency with rapid counting.

Materials

Number Facts worksheets

Administration of Number Facts is as follows:

After distributing the Number Facts worksheets to the students, say the following:

"Please write your name and date at the top of the worksheet, put your pencil down, and turn the worksheet over" (wait until each student has completed this task). Next say, "On the other side of the sheet are some math problems. I want you to write the answers to as many math problems as you can. When I say *BEGIN* write your answers to the *FIRST* problem and work *ACROSS* the page. Then go to the next row. Some of the problems will be easy while others will be hard. Solve as many problems as you can. You may not know how to solve all the problems. If you come to one that is hard or you do not know how to do, skip it and come back to it later. Please show all of your work on the worksheet. When I say 'BEGIN' turn your sheet over and start working. Be sure to write your answers neatly and within each box. Continue working until I tell you to stop. Are there any questions?" Answer all questions before beginning the assessment. Next say, "BEGIN." At the end of the two minutes, say "STOP. Put your pencils down." Collect all of the Number Facts worksheets.

Scoring Rules

Scoring: The student receives a score of one point for each correct answer.

Student Stops: If a student stops working before the end of the two minutes, say "Keep working until I say *STOP*." This should be an individual prompt given quietly to address a targeted need.

Excessive Skipping: If a student is skipping familiar or easy problems, say "Try each problem before moving onto the next. Do not skip problems you can do." This should be an individual prompt given quietly to address a targeted need.

Self-correction: Score the final answer provided by the student.

Screening: Beginning of Year

Scoring: Student receives 1 point for each correct answer.

A) 9

B) 10

C) 3

D) 10

E) 9

F) 9

G) 3

H) 4

I) 7

J) 11

K) 10

L) 4

M) 9

N) 10

O) 6

P) 5

Q) 10

R) 2

S) 7

T) 12

U) 12

V) 2

W) 10

X) 15

Y) 7

Z) 11

a) 3

b) 9

c) 6

d) 4



Screening: Beginning of Year

Scoring: Student receives 1 point for each correct answer.

e) 10

f) 6

g) 14

h) 12

i) 15

j) 3

k) 6

l) 6

m) 4

n) 7

o) 7

p) 9

q) 14

r) 3

s) 8

t) 8

u) 8

v) 13

w) 5

x) 7

y) 9

z) 10

AA) 4

BB) 8

CC) 5

DD) 17

EE) 4

FF) 17

GG) 4

HH) 13

End of BOY Form



Screening: Middle of Year

Scoring: Student receives 1 point for each correct answer.

A) 6

B) 18

C) 5

D) 12

E) 13

F) 12

G) 4

H) 2

I) 6

J) 9

K) 6

L) 1

M) 13

N) 6

O) 9

P) 2

Q) 11

R) 5

S) 4

T) 1

U) 12

V) 1

W) 13

X) 2

Y) 1

Z) 5

a) 5

b) 10

c) 11

d) 6



Screening: Middle of Year

Scoring: Student receives 1 point for each correct answer.

e) 3

f) 9

g) 6

h) 8

i) 8

j) 3

k) 3

l) 14

m) 5

n) 8

o) 2

p) 6

q) 8

r) 14

s) 4

t) 11

u) 3

v) 8

w) 11

x) 7

y) 16

z) 9

AA) 14

BB) 7

CC) 16

DD) 13

EE) 7

FF) 4

GG) 9

HH) 5

End of MOY Form



Screening: End of Year

Scoring: Student receives 1 point for each correct answer.

A) 2

B) 14

C) 11

D) 15

E) 6

F) 8

G) 12

H) 6

I) 5

J) 1

K) 10

L) 2

M) 11

N) 1

O) 1

P) 6

Q) 13

R) 10

S) 10

T) 9

U) 10

V) 1

W) 2

X) 7

Y) 9

Z) 2

a) 13

b) 11

c) 3

d) 9



Screening: End of Year

Scoring: Student receives 1 point for each correct answer.

e) 3

f) 8

g) 6

h) 7

i) 12

j) 2

k) 1

l) 13

m) 4

n) 9

o) 15

p) 8

q) 4

r) 13

s) 10

t) 12

u) 5

v) 5

w) 12

x) 12

y) 13

z) 16

AA) 3

BB) 10

CC) 8

DD) 8

EE) 13

FF) 6

GG) 2

HH) 5

End of EOY Form



Form 1

Scoring: Student receives 1 point for each correct answer.

- | | | |
|-------|-------|-------|
| A) 4 | B) 14 | C) 6 |
| D) 13 | E) 3 | F) 8 |
| G) 17 | H) 10 | I) 12 |
| J) 11 | K) 6 | L) 2 |
| M) 12 | N) 6 | O) 6 |
| P) 6 | Q) 1 | R) 3 |
| S) 5 | T) 3 | U) 5 |
| V) 15 | W) 3 | X) 10 |
| Y) 16 | Z) 3 | a) 3 |
| b) 8 | c) 2 | d) 1 |



Form 1

Scoring: Student receives 1 point for each correct answer.

e) 9

f) 2

g) 7

h) 13

i) 12

j) 6

k) 7

l) 14

m) 5

n) 11

o) 12

p) 14

q) 10

r) 4

s) 14

t) 9

u) 7

v) 8

w) 4

x) 11

y) 11

z) 7

AA) 9

BB) 10

CC) 10

DD) 4

EE) 11

FF) 6

GG) 14

HH) 2

End of Form 1



Form 2

Scoring: Student receives 1 point for each correct answer.

A) 10

B) 6

C) 13

D) 3

E) 4

F) 4

G) 8

H) 1

I) 13

J) 6

K) 2

L) 13

M) 13

N) 4

O) 10

P) 14

Q) 12

R) 5

S) 17

T) 5

U) 6

V) 15

W) 10

X) 7

Y) 13

Z) 2

a) 2

b) 10

c) 5

d) 6

Form 2

Scoring: Student receives 1 point for each correct answer.

e) 5

f) 10

g) 13

h) 7

i) 9

j) 3

k) 9

l) 13

m) 2

n) 2

o) 7

p) 5

q) 10

r) 13

s) 4

t) 6

u) 8

v) 10

w) 7

x) 13

y) 12

z) 2

AA) 13

BB) 1

CC) 10

DD) 10

EE) 13

FF) 16

GG) 2

HH) 12

End of Form 2



Form 3

Scoring: Student receives 1 point for each correct answer.

A) 12

B) 13

C) 3

D) 18

E) 3

F) 6

G) 10

H) 2

I) 13

J) 10

K) 4

L) 11

M) 10

N) 8

O) 4

P) 9

Q) 3

R) 1

S) 10

T) 3

U) 2

V) 7

W) 3

X) 11

Y) 13

Z) 8

a) 11

b) 8

c) 3

d) 10



Form 3

Scoring: Student receives 1 point for each correct answer.

e) 3

f) 2

g) 13

h) 9

i) 7

j) 17

k) 10

l) 10

m) 16

n) 8

o) 5

p) 12

q) 9

r) 15

s) 11

t) 2

u) 12

v) 13

w) 2

x) 5

y) 1

z) 13

AA) 14

BB) 4

CC) 8

DD) 5

EE) 5

FF) 16

GG) 9

HH) 4

End of Form 3



Form 4

Scoring: Student receives 1 point for each correct answer.

A) 4

B) 10

C) 13

D) 7

E) 8

F) 12

G) 10

H) 9

I) 16

J) 8

K) 14

L) 2

M) 4

N) 2

O) 10

P) 3

Q) 14

R) 7

S) 7

T) 13

U) 12

V) 5

W) 13

X) 3

Y) 7

Z) 5

a) 2

b) 1

c) 14

d) 11



Form 4

Scoring: Student receives 1 point for each correct answer.

e) **3**

f) **12**

g) **12**

h) **1**

i) **13**

j) **10**

k) **9**

l) **9**

m) **12**

n) **11**

o) **5**

p) **11**

q) **9**

r) **8**

s) **13**

t) **10**

u) **1**

v) **5**

w) **5**

x) **11**

y) **11**

z) **10**

AA) **2**

BB) **4**

CC) **18**

DD) **10**

EE) **6**

FF) **15**

GG) **11**

HH) **4**

End of Form 4



Form 5

Scoring: Student receives 1 point for each correct answer.

A) 1

B) 12

C) 5

D) 12

E) 1

F) 16

G) 2

H) 10

I) 5

J) 3

K) 8

L) 12

M) 6

N) 2

O) 14

P) 15

Q) 3

R) 6

S) 6

T) 6

U) 15

V) 6

W) 13

X) 4

Y) 9

Z) 2

a) 4

b) 2

c) 6

d) 1



Form 5

Scoring: Student receives 1 point for each correct answer.

e) 7

f) 8

g) 14

h) 5

i) 12

j) 15

k) 16

l) 8

m) 10

n) 5

o) 4

p) 13

q) 14

r) 12

s) 13

t) 10

u) 15

v) 6

w) 16

x) 10

y) 7

z) 6

AA) 5

BB) 8

CC) 16

DD) 8

EE) 7

FF) 12

GG) 8

HH) 7

End of Form 5



Form 6

Scoring: Student receives 1 point for each correct answer.

A) 12

B) 10

C) 6

D) 2

E) 7

F) 4

G) 6

H) 18

I) 8

J) 10

K) 8

L) 14

M) 13

N) 14

O) 15

P) 2

Q) 3

R) 10

S) 5

T) 1

U) 4

V) 2

W) 10

X) 10

Y) 2

Z) 4

a) 12

b) 5

c) 3

d) 8



Form 6

Scoring: Student receives 1 point for each correct answer.

e) 7

f) 7

g) 13

h) 6

i) 2

j) 3

k) 4

l) 13

m) 17

n) 8

o) 12

p) 6

q) 9

r) 4

s) 5

t) 10

u) 9

v) 8

w) 10

x) 14

y) 8

z) 13

AA) 9

BB) 8

CC) 5

DD) 9

EE) 3

FF) 12

GG) 8

HH) 5

End of Form 6



Form 7

Scoring: Student receives 1 point for each correct answer.

A) 1

B) 11

C) 14

D) 12

E) 4

F) 14

G) 3

H) 3

I) 8

J) 5

K) 3

L) 11

M) 1

N) 5

O) 10

P) 11

Q) 3

R) 9

S) 6

T) 6

U) 16

V) 15

W) 12

X) 3

Y) 13

Z) 4

a) 12

b) 12

c) 6

d) 2



Form 7

Scoring: Student receives 1 point for each correct answer.

e) **13**

f) **4**

g) **3**

h) **8**

i) **4**

j) **5**

k) **2**

l) **14**

m) **12**

n) **7**

o) **15**

p) **7**

q) **6**

r) **6**

s) **14**

t) **7**

u) **10**

v) **12**

w) **13**

x) **11**

y) **14**

z) **8**

AA) **16**

BB) **3**

CC) **11**

DD) **3**

EE) **1**

FF) **12**

GG) **8**

HH) **13**

End of Form 7



Form 8

Scoring: Student receives 1 point for each correct answer.

A) 2

B) 2

C) 7

D) 13

E) 3

F) 16

G) 11

H) 12

I) 17

J) 5

K) 12

L) 3

M) 11

N) 11

O) 3

P) 9

Q) 9

R) 5

S) 3

T) 2

U) 5

V) 9

W) 9

X) 1

Y) 7

Z) 11

a) 11

b) 11

c) 1

d) 5



Form 8

Scoring: Student receives 1 point for each correct answer.

e) 7

f) 10

g) 5

h) 12

i) 6

j) 3

k) 9

l) 2

m) 13

n) 9

o) 13

p) 7

q) 16

r) 10

s) 9

t) 11

u) 14

v) 10

w) 15

x) 5

y) 3

z) 8

AA) 2

BB) 12

CC) 10

DD) 5

EE) 11

FF) 12

GG) 11

HH) 3

End of Form 8



Form 9

Scoring: Student receives 1 point for each correct answer.

A) 7

B) 9

C) 9

D) 9

E) 12

F) 7

G) 8

H) 13

I) 9

J) 13

K) 10

L) 3

M) 1

N) 5

O) 9

P) 7

Q) 7

R) 7

S) 15

T) 2

U) 7

V) 1

W) 4

X) 7

Y) 3

Z) 9

a) 9

b) 4

c) 15

d) 7



Form 9

Scoring: Student receives 1 point for each correct answer.

e) 4

f) 11

g) 17

h) 6

i) 14

j) 1

k) 2

l) 6

m) 3

n) 1

o) 7

p) 4

q) 11

r) 3

s) 17

t) 7

u) 5

v) 13

w) 15

x) 14

y) 8

z) 12

AA) 2

BB) 10

CC) 10

DD) 6

EE) 12

FF) 1

GG) 12

HH) 12

End of Form 9



Form 10

Scoring: Student receives 1 point for each correct answer.

A) 8

B) 7

C) 10

D) 10

E) 5

F) 1

G) 2

H) 6

I) 7

J) 14

K) 13

L) 14

M) 6

N) 3

O) 6

P) 12

Q) 11

R) 4

S) 5

T) 12

U) 6

V) 6

W) 5

X) 4

Y) 17

Z) 9

a) 10

b) 11

c) 14

d) 9



Form 10

Scoring: Student receives 1 point for each correct answer.

e) 1

f) 13

g) 4

h) 12

i) 8

j) 6

k) 3

l) 1

m) 16

n) 10

o) 4

p) 16

q) 8

r) 7

s) 10

t) 4

u) 4

v) 11

w) 2

x) 10

y) 6

z) 13

AA) 3

BB) 5

CC) 10

DD) 9

EE) 13

FF) 14

GG) 9

HH) 8

End of Form 10



Form 11

Scoring: Student receives 1 point for each correct answer.

A) 16

B) 7

C) 10

D) 10

E) 9

F) 6

G) 1

H) 1

I) 5

J) 8

K) 2

L) 6

M) 4

N) 10

O) 13

P) 10

Q) 11

R) 7

S) 6

T) 5

U) 5

V) 6

W) 8

X) 6

Y) 15

Z) 7

a) 10

b) 17

c) 12

d) 7



Form 11

Scoring: Student receives 1 point for each correct answer.

e) 9

f) 1

g) 2

h) 5

i) 3

j) 11

k) 7

l) 10

m) 15

n) 1

o) 7

p) 12

q) 1

r) 7

s) 15

t) 3

u) 1

v) 11

w) 6

x) 4

y) 16

z) 4

AA) 11

BB) 12

CC) 7

DD) 6

EE) 9

FF) 9

GG) 10

HH) 4

End of Form 11



Form 12

Scoring: Student receives 1 point for each correct answer.

A) 2

B) 10

C) 11

D) 13

E) 4

F) 11

G) 7

H) 4

I) 11

J) 9

K) 13

L) 7

M) 6

N) 3

O) 1

P) 1

Q) 15

R) 1

S) 15

T) 13

U) 16

V) 8

W) 10

X) 11

Y) 5

Z) 9

a) 5

b) 6

c) 9

d) 5

Form 12

Scoring: Student receives 1 point for each correct answer.

e) 5

f) 5

g) 2

h) 4

i) 5

j) 15

k) 3

l) 2

m) 16

n) 2

o) 4

p) 11

q) 8

r) 16

s) 14

t) 2

u) 3

v) 10

w) 14

x) 11

y) 2

z) 11

AA) 17

BB) 13

CC) 9

DD) 9

EE) 10

FF) 7

GG) 2

HH) 11

End of Form 12



Form 13

Scoring: Student receives 1 point for each correct answer.

A) 10

B) 12

C) 8

D) 5

E) 8

F) 12

G) 5

H) 13

I) 8

J) 11

K) 14

L) 7

M) 7

N) 3

O) 15

P) 4

Q) 1

R) 7

S) 9

T) 11

U) 11

V) 13

W) 6

X) 8

Y) 8

Z) 2

a) 13

b) 10

c) 4

d) 8

Form 13

Scoring: Student receives 1 point for each correct answer.

e) 6

f) 13

g) 1

h) 14

i) 5

j) 13

k) 12

l) 9

m) 11

n) 2

o) 8

p) 9

q) 2

r) 13

s) 3

t) 9

u) 17

v) 4

w) 11

x) 6

y) 2

z) 8

AA) 9

BB) 4

CC) 10

DD) 11

EE) 4

FF) 12

GG) 1

HH) 7

End of Form 13

Form 14

Scoring: Student receives 1 point for each correct answer.

A) 1

B) 3

C) 9

D) 2

E) 5

F) 11

G) 3

H) 10

I) 16

J) 6

K) 10

L) 18

M) 9

N) 7

O) 4

P) 5

Q) 10

R) 5

S) 5

T) 9

U) 4

V) 9

W) 8

X) 7

Y) 6

Z) 12

a) 12

b) 7

c) 9

d) 9



Form 14

Scoring: Student receives 1 point for each correct answer.

e) 1

f) 3

g) 10

h) 8

i) 12

j) 13

k) 1

l) 10

m) 4

n) 1

o) 5

p) 15

q) 15

r) 10

s) 2

t) 13

u) 18

v) 12

w) 5

x) 7

y) 15

z) 10

AA) 2

BB) 9

CC) 1

DD) 4

EE) 9

FF) 10

GG) 10

HH) 3

End of Form 14



Form 15

Scoring: Student receives 1 point for each correct answer.

A) 13

B) 1

C) 9

D) 8

E) 5

F) 9

G) 15

H) 12

I) 11

J) 10

K) 9

L) 17

M) 14

N) 7

O) 12

P) 16

Q) 4

R) 3

S) 3

T) 5

U) 15

V) 4

W) 14

X) 5

Y) 8

Z) 16

a) 11

b) 1

c) 7

d) 11



Form 15

Scoring: Student receives 1 point for each correct answer.

e) 15

f) 8

g) 15

h) 6

i) 5

j) 4

k) 6

l) 12

m) 3

n) 12

o) 6

p) 10

q) 13

r) 11

s) 1

t) 1

u) 6

v) 2

w) 10

x) 3

y) 4

z) 17

AA) 10

BB) 7

CC) 3

DD) 9

EE) 11

FF) 6

GG) 16

HH) 10

End of Form 15



Form 16

Scoring: Student receives 1 point for each correct answer.

A) 13

B) 2

C) 6

D) 4

E) 9

F) 8

G) 12

H) 7

I) 11

J) 3

K) 6

L) 5

M) 1

N) 7

O) 16

P) 11

Q) 7

R) 14

S) 3

T) 8

U) 9

V) 1

W) 3

X) 13

Y) 16

Z) 14

a) 13

b) 13

c) 6

d) 9



Form 16

Scoring: Student receives 1 point for each correct answer.

e) **3**

f) **11**

g) **7**

h) **6**

i) **3**

j) **9**

k) **10**

l) **8**

m) **4**

n) **14**

o) **14**

p) **8**

q) **6**

r) **1**

s) **7**

t) **3**

u) **12**

v) **3**

w) **1**

x) **12**

y) **6**

z) **4**

AA) **8**

BB) **10**

CC) **12**

DD) **10**

EE) **5**

FF) **7**

GG) **3**

HH) **8**

End of Form 16



Form 17

Scoring: Student receives 1 point for each correct answer.

A) 1

B) 8

C) 4

D) 4

E) 12

F) 7

G) 7

H) 3

I) 13

J) 14

K) 7

L) 1

M) 4

N) 12

O) 2

P) 5

Q) 9

R) 12

S) 8

T) 6

U) 9

V) 12

W) 12

X) 13

Y) 2

Z) 8

a) 9

b) 2

c) 1

d) 7



Form 17

Scoring: Student receives 1 point for each correct answer.

e) 11

f) 3

g) 7

h) 6

i) 11

j) 8

k) 3

l) 9

m) 11

n) 9

o) 8

p) 1

q) 3

r) 8

s) 2

t) 10

u) 8

v) 14

w) 9

x) 15

y) 6

z) 8

AA) 10

BB) 1

CC) 11

DD) 8

EE) 13

FF) 16

GG) 11

HH) 3

End of Form 17



Form 18

Scoring: Student receives 1 point for each correct answer.

A) 13

B) 9

C) 11

D) 16

E) 4

F) 12

G) 3

H) 4

I) 10

J) 14

K) 1

L) 9

M) 7

N) 11

O) 5

P) 11

Q) 3

R) 2

S) 7

T) 5

U) 17

V) 3

W) 14

X) 3

Y) 9

Z) 7

a) 12

b) 10

c) 14

d) 9



Form 18

Scoring: Student receives 1 point for each correct answer.

e) 9

f) 8

g) 4

h) 2

i) 17

j) 10

k) 1

l) 5

m) 8

n) 14

o) 9

p) 13

q) 12

r) 1

s) 8

t) 6

u) 6

v) 3

w) 11

x) 13

y) 13

z) 7

AA) 6

BB) 9

CC) 8

DD) 5

EE) 6

FF) 5

GG) 14

HH) 3

End of Form 18



Form 19

Scoring: Student receives 1 point for each correct answer.

- | | | |
|-------|-------|-------|
| A) 2 | B) 10 | C) 4 |
| D) 12 | E) 9 | F) 7 |
| G) 10 | H) 4 | I) 7 |
| J) 9 | K) 9 | L) 2 |
| M) 8 | N) 10 | O) 4 |
| P) 2 | Q) 5 | R) 10 |
| S) 9 | T) 5 | U) 1 |
| V) 13 | W) 14 | X) 12 |
| Y) 14 | Z) 11 | a) 13 |
| b) 8 | c) 5 | d) 9 |

Form 19

Scoring: Student receives 1 point for each correct answer.

e) **4**

f) **8**

g) **3**

h) **6**

i) **5**

j) **13**

k) **1**

l) **6**

m) **2**

n) **10**

o) **5**

p) **7**

q) **8**

r) **5**

s) **2**

t) **15**

u) **8**

v) **10**

w) **13**

x) **15**

y) **11**

z) **6**

AA) **2**

BB) **2**

CC) **11**

DD) **10**

EE) **3**

FF) **7**

GG) **1**

HH) **16**

End of Form 19



Form 20

Scoring: Student receives 1 point for each correct answer.

A) 7

B) 10

C) 11

D) 8

E) 1

F) 5

G) 7

H) 15

I) 5

J) 6

K) 11

L) 8

M) 17

N) 10

O) 9

P) 3

Q) 3

R) 11

S) 10

T) 8

U) 9

V) 13

W) 6

X) 14

Y) 2

Z) 13

a) 8

b) 14

c) 12

d) 12



Form 20

Scoring: Student receives 1 point for each correct answer.

e) 7

f) 5

g) 3

h) 3

i) 2

j) 14

k) 17

l) 7

m) 1

n) 16

o) 11

p) 12

q) 2

r) 5

s) 11

t) 4

u) 6

v) 1

w) 6

x) 6

y) 7

z) 7

AA) 6

BB) 6

CC) 4

DD) 6

EE) 9

FF) 9

GG) 6

HH) 13

End of Form 20



QUANTITY DISCRIMINATION

Quantity Discrimination

Quantity Discrimination is a two-minute measure that identifies a student's ability to comprehend the quantitative value of whole numbers and operations using whole numbers, fractions, and decimals. The teacher presents each student with Quantity Discrimination worksheets containing 60 problems. The student should identify the number or quantity in the set with the highest value. The teacher times the students during the assessment and scores the problems later. Performance is based on the total number of correct answers.

Purpose

Comparing the magnitude of numbers is a fundamental number concept. Within a given item, a student must recognize the written numerals and understand that the value of one number is larger than the other. The comparisons include fractions, decimals, and simple problems that could be solved without calculation. Understanding quantity has been shown to be one of the strongest predictors of mathematical performance.

Materials

Quantity Discrimination worksheets

Administration of Quantity Discrimination is as follows:

After distributing the Quantity Discrimination worksheets to the students, say the following:

"Please write your name and date at the top of the worksheet, put your pencil down, and turn the worksheet over" (wait until each student has completed this task). Next say, "On the other side of the sheet are sets of numbers. Compare each set of numbers and circle the side containing the larger number. When I say *BEGIN* circle your answer to the *FIRST* problem and work *ACROSS* the page. Then go to the next row. If you come to one that is hard or you do not know the answer, skip it and come back to it later. Solve as many problems as you can. Please show all of your work on the worksheet. When I say 'BEGIN' turn your sheet over and start working. Continue working until I tell you to stop. Are there any questions?" Answer all questions before beginning the assessment. Next say, "BEGIN." At the end of the two minutes, say "STOP. Put your pencils down." Collect the Quantity Discrimination worksheets.

Scoring Rules

Scoring: The student receives a score of one point for each correct answer.

Student Stops: If a student stops working before the end of the two minutes, say "Keep working until I say *STOP*." This should be an individual prompt given quietly to address a targeted need.

Excessive Skipping: If a student is skipping familiar or easy problems, say "Try each problem before moving onto the next. Do not skip problems you can do." This should be an individual prompt given quietly to address a targeted need.

Self-correction: Score the final answer provided by the student.

Screening: Beginning of Year

Scoring: Student receives 1 point for each correct answer.

A) $24 - 8$

B) 83

C) 91

D) 36

E) $20 - 2$

F) $50 - 2$

G) 65

H) 66

I) 14

J) $10 - 2$

K) $1 + 8$

L) 66

M) $50 - 3$

N) 43

O) 92

P) 94

Q) $51 + 6$

R) 80

S) $31 - 4$

T) $51 - 2$

U) 72

V) 29

W) $18 + 5$

X) 30



Screening: Beginning of Year

Scoring: Student receives 1 point for each correct answer.

Y) 48

Z) 36

a) $22 + 3$

b) 46

c) $83 - 9$

d) $71 - 7$

e) $40 + 9$

f) 4

g) $3 + 6$

h) 44

i) $30 - 6$

j) 54

k) 22

l) 29

m) 25

n) $39 - 5$

o) 44

p) $3 + 4$

q) $21 - 3$

r) 41

s) $68 - 6$

t) 43

u) $73 + 8$

v) $56 - 2$

Screening: Beginning of Year

Scoring: Student receives 1 point for each correct answer.

w) $41 + 9$

x) $30 + 7$

y) 81

z) 32

AA) 54

BB) $75 + 8$

CC) 93

DD) $61 + 8$

EE) $8 + 5$

FF) $16 + 8$

GG) 65

HH) $87 + 2$

End of BOY Form



Screening: Middle of Year

Scoring: Student receives 1 point for each correct answer.

A) $8 + 8$

B) $29 + 8$

C) $47 + 8$

D) $93 - 4$

E) $60 - 8$

F) 80

G) 38

H) $16 - 8$

I) 79

J) $45 + 4$

K) 27

L) $95 - 7$

M) $30 + 4$

N) 47

O) $61 + 5$

P) $37 + 6$

Q) $30 - 6$

R) 25

S) $47 - 6$

T) 3

U) $82 - 2$

V) 16

W) $31 + 8$

X) $7 - 4$



Screening: Middle of Year

Scoring: Student receives 1 point for each correct answer.

Y) $52 - 3$

Z) 63

a) $80 + 9$

b) 8

c) $74 - 3$

d) 24

e) $16 - 5$

f) $31 - 2$

g) 34

h) $81 - 7$

i) 69

j) 85

k) $86 + 7$

l) $77 + 4$

m) $82 + 3$

n) $10 - 4$

o) 15

p) $15 - 5$

q) $56 + 9$

r) $52 + 9$

s) 73

t) $7 + 8$

u) $27 + 5$

v) $96 + 3$

Screening: Middle of Year

Scoring: Student receives 1 point for each correct answer.

w) 56

x) $43 + 3$

y) $42 - 4$

z) 92

AA) $3 + 4$

BB) $0 + 6$

CC) 98

DD) 88

EE) 13

FF) $99 - 3$

GG) $75 - 4$

HH) $17 - 7$

End of MOY Form



Screening: End of Year

Scoring: Student receives 1 point for each correct answer.

A) $68 + 8$

B) $19 - 4$

C) $73 - 6$

D) 17

E) $78 + 6$

F) $58 - 6$

G) 50

H) $74 - 8$

I) 73

J) $58 + 4$

K) $75 - 4$

L) 57

M) $23 + 9$

N) $28 + 5$

O) $45 - 5$

P) 70

Q) $27 - 3$

R) 72

S) $72 + 5$

T) 24

U) $78 + 7$

V) $52 - 6$

W) 29

X) $57 - 7$



Screening: End of Year

Scoring: Student receives 1 point for each correct answer.

Y) 40

Z) 52

a) $4 + 7$

b) $52 + 8$

c) 49

d) 18

e) $81 - 7$

f) $87 + 5$

g) $59 - 3$

h) 96

i) $24 + 5$

j) $7 + 5$

k) $26 + 5$

l) $87 + 6$

m) $17 - 3$

n) $34 - 6$

o) $20 - 2$

p) 23

q) 21

r) 32

s) 34

t) 64

u) $33 - 6$

v) $12 + 9$

Screening: End of Year

Scoring: Student receives 1 point for each correct answer.

w) 12

x) $9 + 5$

y) $53 + 4$

z) $15 - 7$

AA) 50

BB) $82 + 9$

CC) 93

DD) $55 - 6$

EE) $67 - 2$

FF) 44

GG) 79

HH) $11 + 9$

End of EOY Form



Form 1

Scoring: Student receives 1 point for each correct answer.

A) 27

B) 33

C) $90 + 9$

D) $4 + 9$

E) $21 - 7$

F) 26

G) $59 + 6$

H) $19 - 2$

I) $57 + 2$

J) $41 - 8$

K) 58

L) 47

M) $29 + 6$

N) 33

O) $47 - 7$

P) 29

Q) $52 + 6$

R) $84 - 4$

S) 45

T) $78 - 2$

U) 24

V) $26 - 2$

W) $60 - 2$

X) $19 + 3$



Form 1

Scoring: Student receives 1 point for each correct answer.

Y) $70 + 5$

Z) $12 + 2$

a) 27

b) $63 + 7$

c) $23 - 7$

d) 92

e) 46

f) 67

g) 37

h) $18 + 9$

i) 94

j) $67 - 2$

k) $39 + 7$

l) 50

m) $71 - 4$

n) $47 + 6$

o) $46 + 7$

p) $69 - 7$

q) $30 - 4$

r) 77

s) $15 - 9$

t) $57 + 7$

u) 22

v) $99 - 3$



Form 1

Scoring: Student receives 1 point for each correct answer.

w) 83

x) $72 - 8$

y) $39 + 9$

z) $31 + 6$

AA) $70 - 4$

BB) 39

CC) $56 + 2$

DD) $53 - 9$

EE) $71 + 7$

FF) $22 - 5$

GG) $69 + 6$

HH) 27

End of Form 1



Form 2

Scoring: Student receives 1 point for each correct answer.

A) $78 + 3$

B) 87

C) $5 + 7$

D) 62

E) 94

F) $65 + 9$

G) $64 - 3$

H) $55 + 9$

I) $55 - 7$

J) 73

K) 64

L) $68 - 2$

M) $76 + 8$

N) $17 + 9$

O) $46 + 8$

P) $65 + 7$

Q) $34 - 3$

R) $31 - 5$

S) $97 - 4$

T) $27 + 4$

U) 36

V) 37

W) $98 - 3$

X) $12 + 5$



Form 2

Scoring: Student receives 1 point for each correct answer.

y) **89**

z) **71**

a) **68**

b) **11**

c) **62 - 5**

d) **36**

e) **70 + 8**

f) **65 - 3**

g) **62**

h) **29**

i) **12 - 7**

j) **86**

k) **53 - 2**

l) **38 + 5**

m) **65**

n) **29 - 2**

o) **23 - 5**

p) **59 + 6**

q) **19 - 5**

r) **12 + 9**

s) **39 - 3**

t) **75**

u) **44 - 8**

v) **83**

Form 2

Scoring: Student receives 1 point for each correct answer.

w) $89 - 6$

x) $38 + 4$

y) $25 - 2$

z) $88 - 2$

AA) 47

BB) 25

CC) 81

DD) 9

EE) $25 - 9$

FF) 97

GG) $70 + 9$

HH) 80

End of Form 2



Form 3

Scoring: Student receives 1 point for each correct answer.

A) 60

B) $88 - 4$

C) $56 - 2$

D) $60 + 8$

E) 32

F) 33

G) $84 + 6$

H) $12 + 2$

I) $56 - 9$

J) $51 - 5$

K) $28 - 2$

L) 27

M) 13

N) $76 - 2$

O) $39 + 8$

P) $43 + 6$

Q) $20 + 3$

R) 48

S) 3

T) 31

U) $98 - 6$

V) 56

W) 80

X) $3 + 4$



Form 3

Scoring: Student receives 1 point for each correct answer.

y) $97 + 2$

z) $10 + 9$

a) 76

b) 83

c) $80 + 5$

d) 39

e) $83 + 9$

f) 82

g) $97 - 3$

h) 83

i) $48 - 9$

j) $37 - 7$

k) 12

l) 50

m) $22 - 5$

n) $74 - 8$

o) $48 + 4$

p) $19 - 4$

q) $87 + 4$

r) $43 + 5$

s) $32 + 9$

t) $45 - 5$

u) $13 - 3$

v) 39

Form 3

Scoring: Student receives 1 point for each correct answer.

w) $77 + 4$

x) $51 - 7$

y) 86

z) $10 + 6$

AA) $25 - 3$

BB) 67

CC) $46 - 4$

DD) 14

EE) $60 + 6$

FF) 16

GG) 90

HH) $1 + 9$

End of Form 3



Form 4

Scoring: Student receives 1 point for each correct answer.

A) 31

B) $17 - 5$

C) $52 + 7$

D) $23 - 9$

E) 46

F) $90 - 4$

G) $2 + 8$

H) 53

I) $92 - 6$

J) $88 + 9$

K) 14

L) 75

M) $33 + 8$

N) $73 + 4$

O) $68 - 2$

P) $87 + 8$

Q) 39

R) 36

S) 13

T) 95

U) 38

V) 34

W) $85 - 6$

X) 83



Form 4

Scoring: Student receives 1 point for each correct answer.

y) $15 + 3$

z) 83

a) 10

b) 30

c) $69 - 5$

d) $48 - 3$

e) 47

f) $88 + 9$

g) 5

h) $29 - 4$

i) $36 + 6$

j) 45

k) $76 + 9$

l) 31

m) $45 - 3$

n) 34

o) $44 + 8$

p) $52 - 4$

q) $79 + 9$

r) 75

s) 37

t) 54

u) 35

v) 97

Form 4

Scoring: Student receives 1 point for each correct answer.

w) $6 + 3$

x) 26

y) $90 - 3$

z) 58

AA) 32

BB) $3 + 8$

CC) $37 + 5$

DD) $53 - 6$

EE) $65 + 7$

FF) $52 - 4$

GG) 67

HH) 81

End of Form 4



Form 5

Scoring: Student receives 1 point for each correct answer.

A) **49**

B) **$35 + 9$**

C) **$29 - 4$**

D) **$10 + 5$**

E) **67**

F) **14**

G) **$15 - 3$**

H) **80**

I) **$4 + 9$**

J) **$17 + 6$**

K) **77**

L) **$7 + 4$**

M) **65**

N) **76**

O) **$95 - 6$**

P) **$19 - 5$**

Q) **$65 - 2$**

R) **$74 + 8$**

S) **$79 + 4$**

T) **$83 - 9$**

U) **$31 + 8$**

V) **$13 - 4$**

W) **$71 + 2$**

X) **$86 - 6$**



Form 5

Scoring: Student receives 1 point for each correct answer.

Y) 52

Z) 99

a) 5

b) $65 - 3$

c) $40 - 3$

d) $28 - 5$

e) $40 + 6$

f) 78

g) $5 + 8$

h) 31

i) 78

j) 91

k) 77

l) $68 + 5$

m) $16 - 4$

n) 21

o) 24

p) $90 + 3$

q) $13 + 8$

r) $72 - 7$

s) $67 + 9$

t) $25 - 7$

u) $26 + 8$

v) 96



Form 5

Scoring: Student receives 1 point for each correct answer.

w) 44

x) 91

y) $19 + 8$

z) 39

AA) 48

BB) $67 - 5$

CC) 93

DD) 74

EE) 97

FF) $25 - 9$

GG) $97 - 6$

HH) $60 - 3$

End of Form 5



Form 6

Scoring: Student receives 1 point for each correct answer.

A) $15 - 2$

B) $27 - 4$

C) 44

D) $75 - 2$

E) 62

F) 87

G) $49 + 7$

H) $61 + 7$

I) 57

J) $28 - 3$

K) $54 + 9$

L) $20 + 7$

M) $51 - 2$

N) 48

O) 40

P) 31

Q) $15 + 8$

R) 75

S) $85 - 8$

T) $10 + 2$

U) $41 - 3$

V) 22

W) $29 + 8$

X) $77 - 3$



Form 6

Scoring: Student receives 1 point for each correct answer.

y) $36 - 8$

z) 77

a) $40 + 4$

b) $46 - 5$

c) $70 - 2$

d) 41

e) $17 + 3$

f) $70 + 4$

g) $91 + 9$

h) $45 + 8$

i) $13 - 7$

j) $9 + 8$

k) 13

l) $17 + 4$

m) 25

n) $55 + 4$

o) 71

p) $45 - 6$

q) $86 - 8$

r) 97

s) 28

t) $96 - 5$

u) 70

v) $55 + 3$

Form 6

Scoring: Student receives 1 point for each correct answer.

w) **93**

x) **71 + 2**

y) **5 + 9**

z) **51 - 3**

AA) **84 + 9**

BB) **20**

CC) **13 - 4**

DD) **82**

EE) **91**

FF) **10 - 4**

GG) **11 + 4**

HH) **19**

End of Form 6



Form 7

Scoring: Student receives 1 point for each correct answer.

A) $51 - 2$

B) $17 - 9$

C) $69 + 5$

D) $31 - 4$

E) 93

F) 32

G) $49 - 3$

H) $36 - 9$

I) 56

J) $83 - 9$

K) 57

L) $82 + 2$

M) 90

N) $58 - 6$

O) $22 + 4$

P) 36

Q) $84 + 9$

R) $46 + 5$

S) 63

T) $44 - 3$

U) $51 - 2$

V) $65 - 7$

W) 90

X) 62



Form 7

Scoring: Student receives 1 point for each correct answer.

Y) 6

Z) 92

a) $60 + 3$

b) 39

c) 71

d) 44

e) $43 - 2$

f) 43

g) $38 + 6$

h) 65

i) $94 - 5$

j) $82 + 3$

k) 81

l) $96 - 2$

m) $64 + 4$

n) 83

o) $69 - 3$

p) 93

q) $16 + 7$

r) $14 + 8$

s) $74 - 6$

t) 35

u) $31 + 4$

v) $57 + 9$



Form 7

Scoring: Student receives 1 point for each correct answer.

w) 78

x) $19 + 3$

y) $5 + 5$

z) $55 + 7$

AA) $34 + 8$

BB) 89

CC) 72

DD) $39 - 9$

EE) $100 - 7$

FF) $4 + 9$

GG) 47

HH) $25 - 9$

End of Form 7



Form 8

Scoring: Student receives 1 point for each correct answer.

A) $58 - 6$

B) 10

C) $60 - 2$

D) 59

E) $83 - 2$

F) $58 + 9$

G) 90

H) 50

I) $38 - 5$

J) $33 + 8$

K) $36 + 7$

L) 27

M) $22 - 4$

N) 52

O) 83

P) $42 - 2$

Q) 53

R) $56 - 2$

S) $42 - 2$

T) 33

U) $23 - 2$

V) $55 - 4$

W) 40

X) 15



Form 8

Scoring: Student receives 1 point for each correct answer.

Y) 52

Z) 78

a) $54 + 2$

b) $79 + 7$

c) 80

d) $87 - 7$

e) $28 + 3$

f) $38 + 8$

g) $85 - 2$

h) $89 - 2$

i) 23

j) 73

k) $20 + 6$

l) $51 + 9$

m) $66 - 5$

n) $4 + 7$

o) 78

p) $19 - 7$

q) $35 + 8$

r) 62

s) $61 + 8$

t) 18

u) 71

v) $14 + 7$



Form 8

Scoring: Student receives 1 point for each correct answer.

w) $26 + 8$

x) $64 - 6$

y) 71

z) 93

AA) 30

BB) 61

CC) 8

DD) $90 + 8$

EE) 52

FF) 82

GG) $66 - 8$

HH) $44 - 2$

End of Form 8



Form 9

Scoring: Student receives 1 point for each correct answer.

A) 24

B) 56

C) 36

D) 57

E) $34 - 7$

F) $96 - 6$

G) $12 - 6$

H) $87 + 6$

I) 77

J) $36 - 2$

K) $77 - 4$

L) $80 + 6$

M) 48

N) 76

O) $71 - 8$

P) $48 + 9$

Q) $89 - 2$

R) $47 - 3$

S) 70

T) 39

U) 80

V) $45 + 7$

W) $6 + 9$

X) 46



Form 9

Scoring: Student receives 1 point for each correct answer.

y) $62 - 3$

z) $45 + 8$

a) 24

b) 18

c) $66 + 6$

d) 62

e) $91 + 5$

f) 75

g) $71 + 7$

h) $83 - 2$

i) $5 - 2$

j) 56

k) 46

l) 75

m) 22

n) $53 + 8$

o) $16 - 4$

p) $69 - 6$

q) 74

r) $22 + 3$

s) $7 + 7$

t) 30

u) $76 + 3$

v) 17



Form 9

Scoring: Student receives 1 point for each correct answer.

w) **97**

x) **38**

y) **$24 - 2$**

z) **$49 - 2$**

AA) **$32 - 7$**

BB) **$72 + 7$**

CC) **$49 - 4$**

DD) **18**

EE) **$43 + 4$**

FF) **42**

GG) **59**

HH) **$66 + 8$**

End of Form 9



Form 10

Scoring: Student receives 1 point for each correct answer.

A) **93**

B) **50 – 6**

C) **73 – 6**

D) **40 – 8**

E) **53**

F) **30**

G) **92 + 4**

H) **46 – 7**

I) **7**

J) **93**

K) **76**

L) **64**

M) **66**

N) **74 + 8**

O) **9**

P) **74 – 4**

Q) **20 + 9**

R) **28 + 2**

S) **99**

T) **45**

U) **76 – 5**

V) **37 + 6**

W) **50 + 5**

X) **73**



Form 10

Scoring: Student receives 1 point for each correct answer.

y) 35

z) $70 + 4$

a) 99

b) $93 + 5$

c) $18 - 5$

d) $37 - 7$

e) $25 + 2$

f) $56 + 5$

g) $38 - 4$

h) $48 - 8$

i) $61 - 2$

j) $71 - 3$

k) $59 - 5$

l) $21 - 4$

m) 67

n) 57

o) $70 - 4$

p) 84

q) 79

r) $73 + 6$

s) $89 - 4$

t) 85

u) 46

v) $32 + 9$

Form 10

Scoring: Student receives 1 point for each correct answer.

w) $4 + 8$

x) $63 - 2$

y) $72 + 9$

z) 31

AA) 62

BB) $58 + 8$

CC) $28 - 6$

DD) 15

EE) 92

FF) 20

GG) $44 - 3$

HH) $18 + 9$

End of Form 10



Form 11

Scoring: Student receives 1 point for each correct answer.

A) $47 + 4$

B) 22

C) $8 + 2$

D) 18

E) $8 + 5$

F) $14 + 6$

G) 34

H) 6

I) 46

J) 9

K) 19

L) 35

M) 13

N) $54 - 2$

O) $75 - 2$

P) $22 + 6$

Q) $48 - 4$

R) 48

S) $61 + 7$

T) $66 - 4$

U) 86

V) 55

W) 36

X) $36 - 8$



Form 11

Scoring: Student receives 1 point for each correct answer.

Y) 11

Z) 32

a) $33 - 2$

b) 27

c) $85 - 9$

d) $48 + 2$

e) $48 - 2$

f) $60 - 3$

g) 64

h) 66

i) 84

j) $93 + 8$

k) $86 + 9$

l) $10 + 3$

m) $87 - 4$

n) $84 + 7$

o) $10 + 6$

p) $34 + 5$

q) $95 - 8$

r) $27 + 3$

s) $80 + 5$

t) $71 + 9$

u) $73 + 5$

v) 86



Form 11

Scoring: Student receives 1 point for each correct answer.

w) $16 - 6$

x) 73

y) $72 + 4$

z) $72 + 4$

AA) $86 - 9$

BB) 34

CC) $64 - 5$

DD) $52 - 2$

EE) $51 - 3$

FF) $24 - 3$

GG) 40

HH) 88

End of Form 11



Form 12

Scoring: Student receives 1 point for each correct answer.

A) $86 - 5$

B) $23 - 4$

C) 42

D) $32 + 9$

E) $40 + 2$

F) $18 - 2$

G) 85

H) 16

I) $48 - 2$

J) $81 + 8$

K) 79

L) 89

M) 48

N) 91

O) $71 - 3$

P) 12

Q) $69 + 7$

R) $65 - 2$

S) 68

T) $51 - 3$

U) 29

V) $30 - 3$

W) $17 + 2$

X) $24 - 3$



Form 12

Scoring: Student receives 1 point for each correct answer.

Y) $26 + 6$

Z) $93 - 3$

a) 68

b) 69

c) $89 + 6$

d) $33 + 6$

e) $53 + 3$

f) $89 + 9$

g) $51 + 6$

h) $13 + 4$

i) 34

j) $9 + 3$

k) 48

l) 52

m) 30

n) 90

o) 99

p) $90 - 6$

q) 89

r) 56

s) 77

t) 45

u) $28 + 8$

v) $41 - 3$



Form 12

Scoring: Student receives 1 point for each correct answer.

w) 38

x) 90

y) 36

z) $87 + 5$

AA) 91

BB) $68 - 6$

CC) 79

DD) $73 + 4$

EE) $83 - 8$

FF) 59

GG) $41 + 5$

HH) 47

End of Form 12



Form 13

Scoring: Student receives 1 point for each correct answer.

A) $42 + 3$

B) 26

C) 80

D) 80

E) 90

F) $12 - 8$

G) 14

H) $22 - 2$

I) 89

J) 95

K) $55 - 6$

L) 11

M) 26

N) 29

O) 82

P) 61

Q) 28

R) 72

S) 68

T) $32 + 2$

U) 84

V) 37

W) 20

X) 23



Form 13

Scoring: Student receives 1 point for each correct answer.

y) 13

z) $80 - 8$

a) 59

b) $66 + 6$

c) 77

d) $84 - 3$

e) $78 + 8$

f) $33 - 4$

g) $60 - 8$

h) $14 - 5$

i) $86 + 5$

j) $33 + 7$

k) $8 + 7$

l) 33

m) $22 + 8$

n) $94 - 4$

o) $69 + 9$

p) $69 + 9$

q) 89

r) 71

s) $81 + 7$

t) $54 - 5$

u) $30 - 8$

v) 91



Form 13

Scoring: Student receives 1 point for each correct answer.

w) 70

x) 46

y) $47 + 6$

z) 91

AA) $51 - 3$

BB) 34

CC) $29 + 9$

DD) 52

EE) $76 - 3$

FF) $21 + 9$

GG) $66 - 6$

HH) 88

End of Form 13



Form 14

Scoring: Student receives 1 point for each correct answer.

A) $85 - 2$

B) 67

C) $55 + 6$

D) 63

E) $58 - 2$

F) 60

G) $36 + 2$

H) $60 - 6$

I) $95 - 4$

J) $35 - 5$

K) $41 - 3$

L) $90 - 6$

M) $24 - 2$

N) $6 - 4$

O) $42 + 9$

P) 70

Q) 61

R) 8

S) $73 - 7$

T) 16

U) $54 + 9$

V) $70 - 7$

W) $80 + 3$

X) $21 - 2$



Form 14

Scoring: Student receives 1 point for each correct answer.

y) $57 - 9$

z) $16 + 8$

a) $15 - 2$

b) 37

c) 49

d) 85

e) $59 + 2$

f) 61

g) $61 - 5$

h) $58 + 7$

i) 25

j) $45 + 8$

k) $52 - 7$

l) $90 - 2$

m) 48

n) 20

o) 80

p) 74

q) $26 + 5$

r) $85 + 3$

s) 76

t) 71

u) 48

v) $24 - 9$



Form 14

Scoring: Student receives 1 point for each correct answer.

w) 48

x) 46

y) $96 - 4$

z) $39 + 7$

AA) 97

BB) $67 - 2$

CC) $85 + 7$

DD) $9 + 7$

EE) $76 + 9$

FF) 40

GG) 98

HH) 71

End of Form 14



Form 15

Scoring: Student receives 1 point for each correct answer.

A) $82 - 2$

B) $53 - 6$

C) 58

D) $90 + 6$

E) 76

F) 93

G) 40

H) 19

I) $58 + 2$

J) 12

K) 78

L) 81

M) $84 + 8$

N) 72

O) 94

P) $81 - 4$

Q) 73

R) 37

S) $17 - 5$

T) $40 + 6$

U) $78 + 8$

V) 24

W) $64 + 8$

X) $23 - 7$



Form 15

Scoring: Student receives 1 point for each correct answer.

Y) 46

Z) 75

a) $37 - 8$

b) $71 - 6$

c) 8

d) 15

e) 99

f) 53

g) 79

h) $66 - 5$

i) $68 + 9$

j) 47

k) 85

l) 11

m) 75

n) 72

o) $46 + 8$

p) $89 - 2$

q) $66 + 8$

r) 25

s) 26

t) $56 - 3$

u) $36 + 6$

v) $4 - 2$



Form 15

Scoring: Student receives 1 point for each correct answer.

w) $62 + 4$

x) 86

y) $53 + 9$

z) $40 - 8$

AA) 66

BB) 78

CC) $90 + 6$

DD) $69 + 8$

EE) $62 + 8$

FF) $38 - 3$

GG) $17 - 2$

HH) 72

End of Form 15



Form 16

Scoring: Student receives 1 point for each correct answer.

A) 95

B) 17

C) 70

D) $12 + 7$

E) $8 + 9$

F) 63

G) 48

H) $38 + 4$

I) $37 - 6$

J) $1 + 6$

K) $78 - 3$

L) 57

M) 89

N) 88

O) 60

P) 83

Q) $23 + 6$

R) $54 - 3$

S) $60 - 4$

T) 77

U) $60 - 2$

V) $95 - 8$

W) $82 + 8$

X) 92



Form 16

Scoring: Student receives 1 point for each correct answer.

y) **12**

z) **65**

a) **$57 - 5$**

b) **$28 - 4$**

c) **$73 - 6$**

d) **$20 + 9$**

e) **98**

f) **$93 - 7$**

g) **$61 - 9$**

h) **35**

i) **90**

j) **$60 + 7$**

k) **6**

l) **52**

m) **4**

n) **$39 - 3$**

o) **$50 + 4$**

p) **$8 + 9$**

q) **$67 + 5$**

r) **$57 - 5$**

s) **$1 + 3$**

t) **$48 - 3$**

u) **59**

v) **$68 + 8$**

Form 16

Scoring: Student receives 1 point for each correct answer.

w) 45

x) $94 - 4$

y) $67 + 5$

z) $19 + 3$

AA) $81 + 4$

BB) 64

CC) 89

DD) $76 + 8$

EE) 38

FF) 39

GG) 71

HH) 51

End of Form 16



Form 17

Scoring: Student receives 1 point for each correct answer.

A) $44 - 2$

B) $33 - 6$

C) $48 + 3$

D) $53 + 7$

E) $51 - 3$

F) $38 - 3$

G) 78

H) $94 - 3$

I) 47

J) $80 + 5$

K) $53 - 4$

L) 38

M) 53

N) $75 + 8$

O) 69

P) 32

Q) 67

R) 85

S) $61 - 8$

T) 20

U) 23

V) $53 - 6$

W) 99

X) $68 + 6$



Form 17

Scoring: Student receives 1 point for each correct answer.

y) 30

z) $27 - 6$

a) 32

b) 81

c) 81

d) 85

e) 83

f) 80

g) $43 - 2$

h) $12 + 9$

i) 3

j) $44 - 6$

k) $28 - 4$

l) $38 + 9$

m) 72

n) $82 + 9$

o) 73

p) $90 + 7$

q) $20 + 2$

r) 56

s) $23 + 6$

t) $43 + 6$

u) $60 - 8$

v) 76



Form 17

Scoring: Student receives 1 point for each correct answer.

w) $58 - 3$

x) $31 - 6$

y) 67

z) $90 + 9$

AA) 58

BB) $15 + 3$

CC) 88

DD) $59 + 6$

EE) 62

FF) 26

GG) $71 + 3$

HH) 38

End of Form 17



Form 18

Scoring: Student receives 1 point for each correct answer.

A) $5 - 3$

B) $47 + 9$

C) $70 - 7$

D) 85

E) $19 - 2$

F) $63 - 6$

G) $82 + 4$

H) $69 + 6$

I) 18

J) $33 + 8$

K) $12 + 9$

L) 78

M) $62 - 6$

N) $64 - 6$

O) $99 - 6$

P) $24 - 4$

Q) 31

R) 83

S) $70 + 8$

T) $55 - 4$

U) $60 + 4$

V) $90 - 2$

W) 53

X) 37



Form 18

Scoring: Student receives 1 point for each correct answer.

y) $78 - 6$

z) $100 - 2$

a) $3 + 7$

b) $11 + 8$

c) $43 + 6$

d) $36 - 8$

e) 60

f) 50

g) $17 - 6$

h) $81 + 2$

i) 85

j) $27 + 6$

k) 40

l) $50 + 8$

m) $59 - 8$

n) 16

o) 16

p) 81

q) $34 + 8$

r) 98

s) 81

t) 95

u) 85

v) 10



Form 18

Scoring: Student receives 1 point for each correct answer.

w) $82 + 9$

x) $64 - 2$

y) 24

z) $27 + 6$

AA) $84 - 3$

BB) $79 - 3$

CC) 8

DD) $82 - 9$

EE) 53

FF) 78

GG) $27 - 6$

HH) 58

End of Form 18



Form 19

Scoring: Student receives 1 point for each correct answer.

A) $4 + 2$

B) $26 + 2$

C) 47

D) $18 + 7$

E) $99 - 3$

F) 91

G) $56 - 5$

H) $84 - 2$

I) 34

J) $45 - 3$

K) $22 - 3$

L) 99

M) $66 + 3$

N) 38

O) 36

P) 66

Q) $49 + 8$

R) 11

S) 15

T) 73

U) $64 - 4$

V) 35

W) $21 + 8$

X) $69 + 8$



Form 19

Scoring: Student receives 1 point for each correct answer.

y) 90

z) $67 + 6$

a) $90 - 6$

b) $48 + 6$

c) $62 + 4$

d) $42 - 4$

e) $73 - 2$

f) 67

g) $86 + 5$

h) $28 + 8$

i) $70 + 6$

j) $24 - 9$

k) $36 + 2$

l) 73

m) 70

n) $97 - 7$

o) 46

p) $91 + 8$

q) $62 + 9$

r) 37

s) $98 - 7$

t) 59

u) 3

v) $18 + 3$



Form 19

Scoring: Student receives 1 point for each correct answer.

w) $22 + 8$

x) $36 - 2$

y) 45

z) $5 + 5$

AA) $17 - 7$

BB) 82

CC) $71 - 2$

DD) $66 - 9$

EE) $15 - 5$

FF) $27 - 3$

GG) $81 - 2$

HH) 68

End of Form 19



Form 20

Scoring: Student receives 1 point for each correct answer.

A) 96

B) $98 + 2$

C) $86 + 8$

D) $66 + 4$

E) $95 + 2$

F) 12

G) $56 + 4$

H) $97 + 3$

I) $51 + 7$

J) 28

K) $55 + 6$

L) 58

M) 33

N) $45 - 4$

O) $7 - 3$

P) $42 + 9$

Q) $15 + 3$

R) $6 + 6$

S) $86 - 2$

T) 78

U) $27 + 8$

V) $94 - 5$

W) 63

X) $30 - 3$



Form 20

Scoring: Student receives 1 point for each correct answer.

y) $57 - 4$

z) 76

a) 84

b) 5

c) $8 - 3$

d) 17

e) $81 - 5$

f) $60 - 4$

g) $94 - 2$

h) $43 + 3$

i) 46

j) 20

k) $16 + 6$

l) $52 + 8$

m) $77 - 5$

n) 78

o) 36

p) $31 - 2$

q) $98 - 2$

r) $88 - 3$

s) $84 - 6$

t) 56

u) 98

v) $92 - 3$

Form 20

Scoring: Student receives 1 point for each correct answer.

w) $8 + 7$

x) 35

y) $21 + 9$

z) $63 - 8$

AA) 82

BB) 63

CC) 41

DD) $55 - 3$

EE) 81

FF) $46 - 3$

GG) $78 - 7$

HH) 84

End of Form 20



DATA ENTRY AND ANALYSIS ON THE WEB

The mCLASS® Web Site

The secure mCLASS:Home Web site provides password-protected access to class and student reports of assessments conducted on the handheld. Over the Internet, results can only be viewed, not edited or deleted.

Results for your students only appear on the mCLASS Web site when you have:

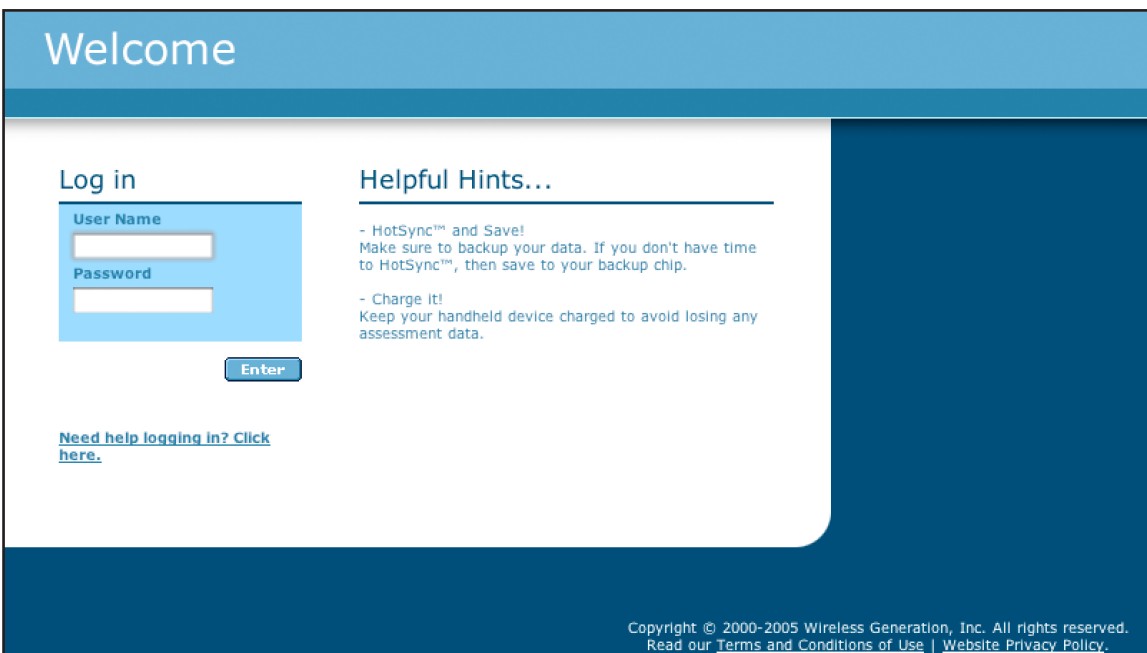
- Used your handheld to conduct interviews and record the results
- Performed a synchronization with your handheld at a designated mCLASS Sync Station

Types of Reports

- The Class Report shows each student's scores and percentiles for each measure during the selected benchmark window.
- The Student Report provides one student's scores and percentiles for a selected measure during all benchmark windows, showing the overall progress of the chosen student.
- The Measure Detail Reports present one student's Screening and Progress Monitoring scores and percentiles for the selected measure.

Logging In

1. To access the Web reports, locate any computer with an Internet connection. This does not have to be one of the designated Sync Stations in your school.
2. Open your Web browser and go to www.mclasshome.com.
3. At the Welcome page, type your assigned user name and password, then click **Enter**.



Welcome

Log in

User Name

Password

Enter

[Need help logging in? Click here.](#)

Helpful Hints...

- HotSync™ and Save!
Make sure to backup your data. If you don't have time to HotSync™, then save to your backup chip.
- Charge it!
Keep your handheld device charged to avoid losing any assessment data.

Copyright © 2000-2005 Wireless Generation, Inc. All rights reserved.
 Read our [Terms and Conditions of Use](#) | [Website Privacy Policy](#).

Accessing mCLASS:Math

After signing in, you see a home page for the mCLASS products to which you have access.

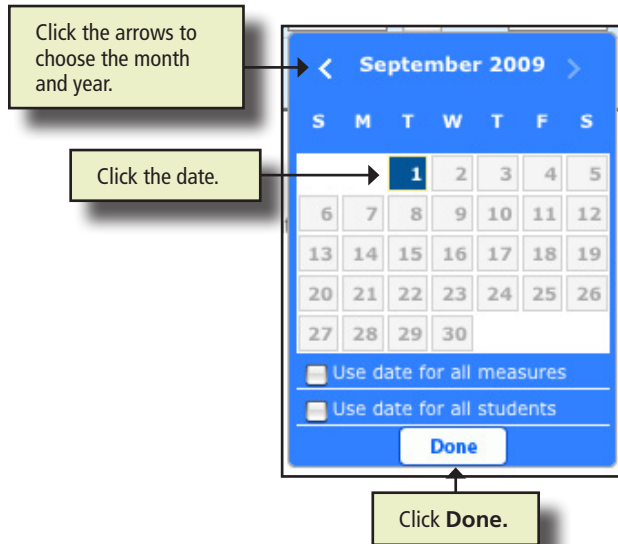
The screenshot shows the mCLASS Home page. At the top, there is a blue header with 'mCLASS™ Home' on the left, 'Current School Year' in the center, and the 'mCLASS™' logo on the right. Below the header, the page is divided into several sections. On the left, under 'My Assessments', there is a box with the 'mCLASS® Math' logo and an 'Enter' button. To the right of this, under 'Support & Resource Center', there is a box with the text 'Get Help, Install Software' and an 'Enter' button. Below that, under 'My Settings', there are two boxes: 'Create and Update Classes & Groups' with an 'Enter' button, and 'Update Personal Information' with an 'Enter' button. On the right side of the page, there is a dark blue sidebar. At the top of the sidebar is 'Sync Status' with a green circular arrow icon and the text 'Your last sync on 03/02/2005 at 10:27 AM EST was successful.' Below that is 'What's New?' with three entries: 'Tue Jul 12 2005' about hotsyncing handhelds, 'Thu Jun 02 2005' about transitioning to the new school year, and 'Thu Mar 24 2005' about keeping the palm battery charged. At the bottom of the page, there is a copyright notice: 'Copyright © 2000-2005 Wireless Generation, Inc. All rights reserved. Read our [Terms and Conditions of Use](#) | [Website Privacy Policy](#).'

If you have forgotten your password, click the **Need help logging in?** link. If you experience issues, contact your school's technology department or contact Wireless Generation's Customer Care at (800) 823-1969 and select option 3.

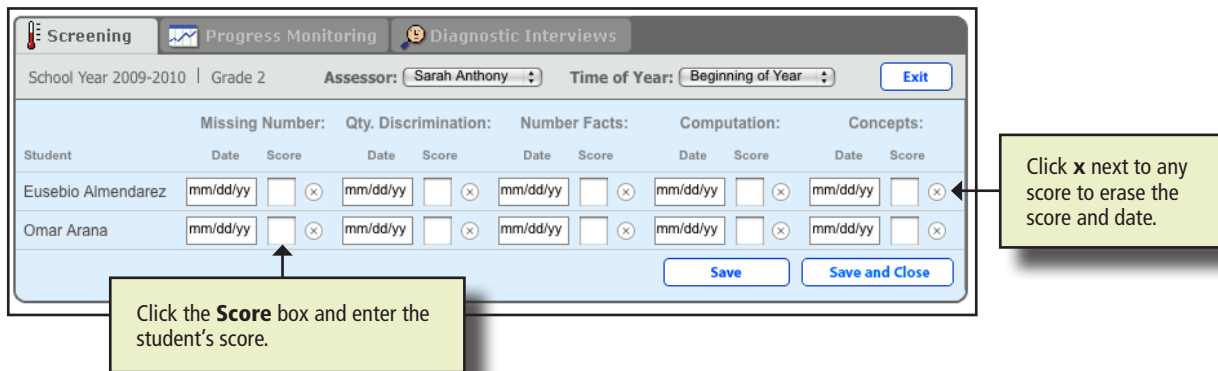
Click the **Enter** button next to the mCLASS:Math logo in the My Assessments section. You are taken to the Class Report.

DATA ENTRY AND ANALYSIS ON THE WEB

- Click the arrows in the calendar to choose the month and year, and click the date the assessment was administered. The boxes in this window can save time when entering several scores.
 - Select **Use date for all measures** to use the date you select for every measure for the selected student.
 - Select **Use date for all students** to use the date you select for every student for the selected measure.
 - Select both boxes to use this assessment date for all measures for each student in the class.

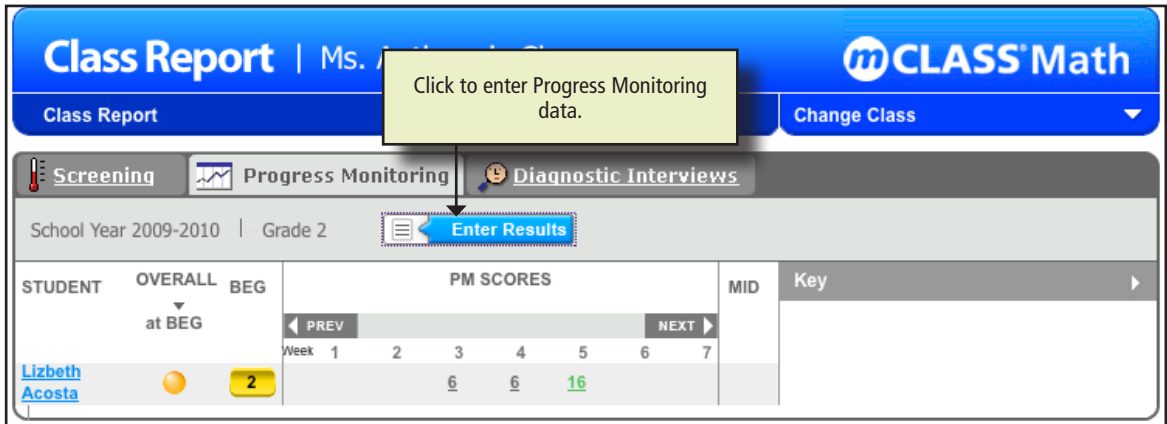


- Click **Done**.
- Click the **Score** box and type the student's score. If you accidentally save an incorrect date or score, click **x** to the right of the score to delete the date and score.



Results Entry: Progress Monitoring

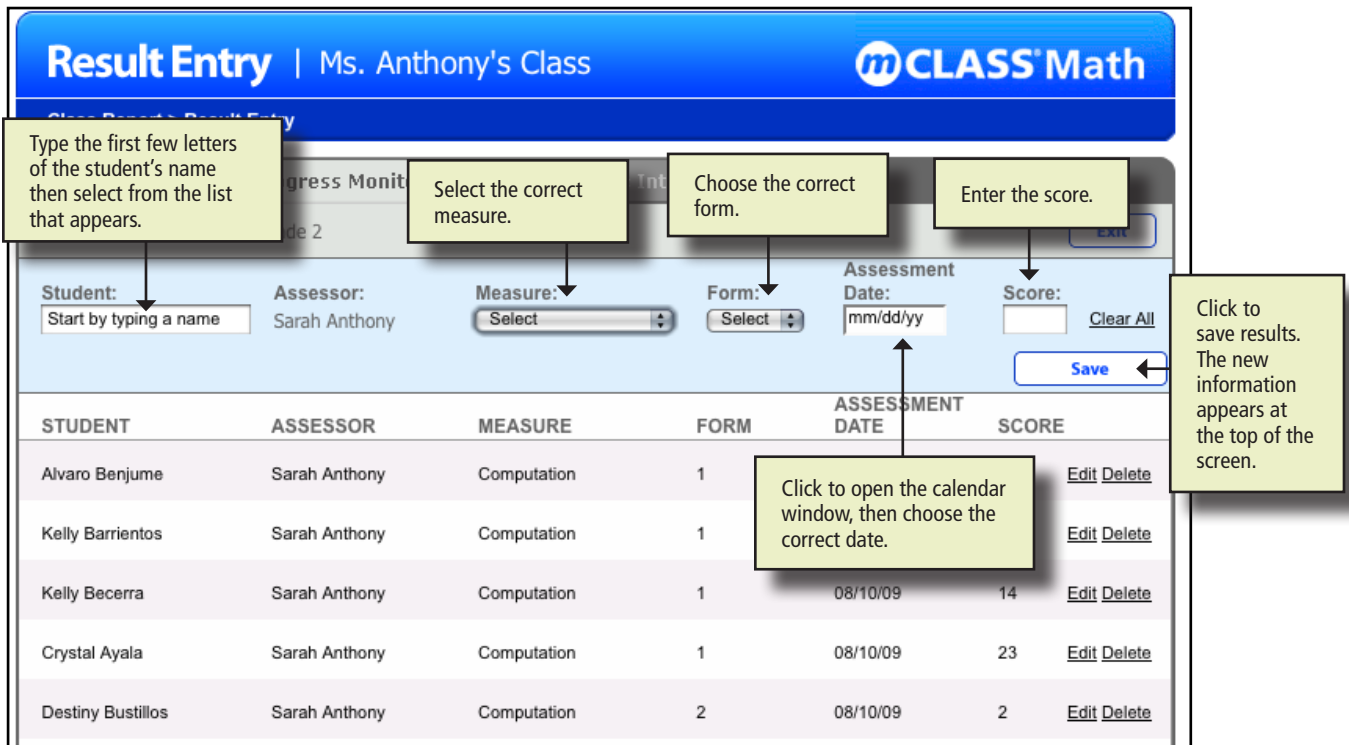
To enter Progress Monitoring result data, click the **Progress Monitoring** tab. Once at the Progress Monitoring tab, click **Enter Results** next to the grade you are entering scores for.



The Progress Monitoring Entry screen lists previously entered data for Progress Monitoring measures. To add a new entry, first begin typing a student's name in the **Student** box, then select the student you are entering scores for.

Next, select the measure and form number from their respective lists, then click the **Date** box to open the calendar and select the date of the measure.

Finally, enter the student's score for that measure in the **Score** box and click **Save**. The new Progress Monitoring score data appears at the top of the screen.

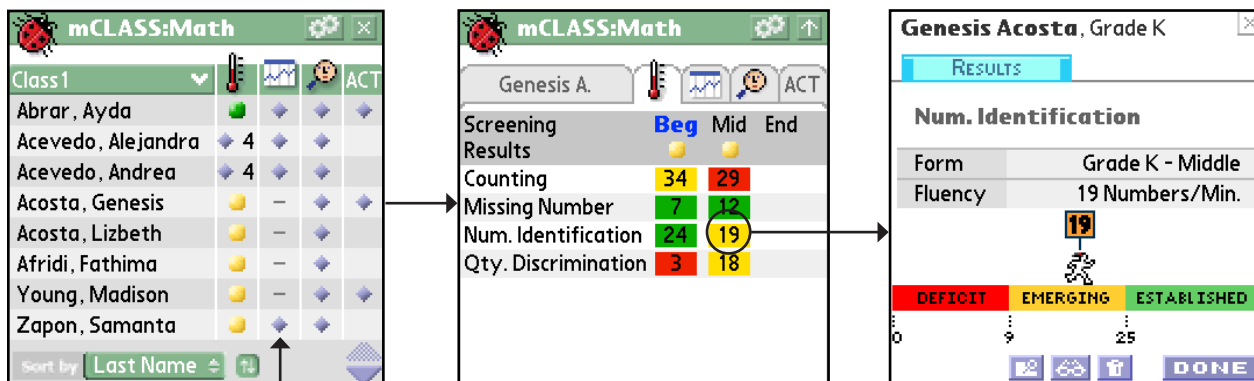


Accessing Data on the Handheld

After syncing, return to the Class List on the handheld. Tapping a diamond or dash in a student's Screening or Progress Monitoring column takes you to the Results screen for that measure.

Screening Measures

- From the Class List, tap any result displayed in the Screening column.
 - Closed diamonds indicate that incomplete measures remain. The number corresponds to the exact number of remaining measures
 - A dash indicates that the applicable Screening measures are complete for the current Time of Year
- The Screening tab displays the names and scores of completed measures as entered online.
- Tapping any score takes you to the Results screen for that measure. The Results screen displays the student's name, grade, form, and fluency.
- Tap **Done** to return to the Screening tab.



Click on a diamond or dash to see screening results that have been previously entered online.

Navigating mCLASS:Math Web Reports

Every Web report has navigational features that help you to find and view class, student, and measure information.

The Banner

The banner displays the name of the report you are viewing. On Class Reports, the banner also will show the name of the class; on Student and Measure Detail Reports, the banner also will show the child's name.

In addition, the banner contains a navigation bar that shows the path you took to arrive at the report you are viewing.



If you click an underlined report name, you will be taken to that report. The last name in the series will not be underlined, as that is the report you are currently viewing.

Changing the Class

Your access privileges determine which district, school, and class results you can view.

STUDENT	COUNT	ADD	SUB	WRITE
Sam Black	S	S	R	-
Christina Chang			R	-
Cynthia Conners	-	R	-	-
Dylan Diamond	-	-	-	-
Charlie Diggs	-	-	R	-

Report Tabs

Report tabs allow you to switch among the various viewing options that exist. The three tabs correspond to three of the components of the mCLASS:Math assessment: Screening, Progress Monitoring, and Diagnostic Interviews.



Each tab's reports provide different ways of filtering information to support rich data analysis that can be used for classroom instructional changes.

Screening Class Report

The Screening Class Report displays the scores and percentiles of measures for all children in a class during the selected Benchmark window.

Scores reflect the number of correct responses in one minute, and district-level percentiles may help you gauge a student's performance relative to other students in your district. (Please note that these may fluctuate but will stabilize as data becomes available.)

Sort by Student Name, Overall Status, or Risk Level within a measure. Click a **Student Name** to open the Student Report or click the **Progress Monitoring** tab to view a Progress Monitoring Class Report.

Sort by student name, Overall Status, or any one of the measure's Risk Levels.

The screenshot shows the CLASS Math interface for a Class Report. At the top, there's a header with 'Class Report | Class: [Name]' and 'CLASS Math'. Below this are tabs for 'Screening', 'Progress Monitoring', and 'Diagnostic Interviews'. The current view is 'Screening' for 'Beginning of Year' in 'School Year 2009-2010' for 'Grade 3'. There's an 'Enter Results' button.

STUDENT	OVER-ALL	MISSING NUMBER	QTY. DISCRIM.	NUMBER FACTS	COMP.	CONCEPTS
	Score %	Score %	Score %	Score %	Score %	Score %
Jehovany Joya	7	76	7	60	7	71
Darling Araica ...	2	28	4	56	4	54
Jacqueline Ascencio	2	28	4	56	4	54
Lucy Avellan...	2	28	4	56	4	54
Karolina Barrientos	2	28	2	14	22	97
Sandra Eguia	4	62	4	56	4	54
Rami El-haj	4	62	4	56	2	28
Laura Estrada	4	62	4	56	2	28
Matthew Euceda	4	62	4	56	2	28
Emmanuel Flores	4	62	4	56	2	28
Jose Flores	4	62	4	56	2	28
Karla Flores ...	4	62	4	56	2	28
Osiel Gallegos	4	62	4	56	2	28
Alberto Garcia	4	62	4	56	2	28
Brandon Garcia	44	99	2	14	2	28

Summary (32 Grade 3 Students)

- Overall (32 Students): 21 (Red), 10 (Yellow)
- Missing Number (32 Students): 12 (Red), 17 (Yellow), 3 (Green)
- Qty. Discrimination (32 Students): 30 (Red), 2 (Green)
- Number Facts (32 Students): 27 (Red), 3 (Green)
- Computation (32 Students): 14 (Red), 17 (Yellow)
- Concepts (32 Students): 12 (Red), 17 (Yellow), 3 (Green)

Class Activities: Count Groups (#70) ☆☆☆☆☆

View the number of students who fall into each of the Overall Status and Risk Level categories.

See class activities that are connected to skills assessed by the Screening and the Diagnostic Interviews.

Student Report

The Student Report provides a rich history of a student's mathematical development. Results are documented each year a student participates in the assessment, for all grades and assessment periods.

The gray boxes represent measures that have yet to be completed, while the empty areas mean that the measure is not required for the student's grade or time of year.

Each completed measure's results in a given grade and time of year have a corresponding Risk Level, which all combine to establish an Overall Status.

Previous and Next appear when there are results for more than four grades.

Change the student name as necessary.

Categories for future grade levels display in gray.

Measures not required for a grade are blank.

Measure	GRADE K			GRADE 1			GRADE 2			GRADE 3		
	Beg	Mid	End	Beg	Mid	End	Beg	Mid	End	Beg	Mid	End
Overall	Red	Yellow	Yellow	Red	Yellow	Green	Gray	Gray	Gray	Gray	Gray	Gray
Counting	40	75	90	87	109	149						
Number ID	2	8	15	12	37	65						
Next Number				8	18	32						
Missing Number	0	3	4	4	20	28						
Qty. Discrimin.	6	10	8	13	29	33						
Number Facts				1	5	9						
Computation												
Concepts												

Progress Monitoring Class Report

The Progress Monitoring Class Report lists all results for measures administered between Screenings, from Beginning of the Year to Middle of the Year and Middle of the Year to End of the Year. There are no reports for any other time frames. To view every week of the time span, click **Previous** and **Next**.

Each assessment period's Risk Level displays as well as the Overall Status established at the beginning of the time span.

The Overall Status displayed is always the start of the time span.

Move forward and backward through the weeks of the specified time span.

Change the measure and time of year as necessary.

Click scores with ellipses to see results for measures given more than once in any single week.

Click a result in the pop-up to open the Student Progress Report.

Progress Monitoring scores that are above the next Benchmark Goal are green and underlined; those below goal are gray.

Click a result to open the Student Progress Report.

Risk Level and Overall Status icons for Grades 2 and higher remain gray until benchmark goals are determined.

Risk Levels without scores indicate an incomplete Screening.

Class Report | My Young Class
mCLASS[®] Math

Class Report

Screening
Progress Monitoring
Diagnostic Interviews

School Year 2007-2008 | Grade 1

Measure: Number ID | Period: Mid - End

STUDENT	OVERALL at MID	MID	PM SCORES (Goal: 65 by End of Grade 1)								END	Key
			← PREV	Week 14	15	16	17	18	19	20		
Lee Aaron	●	37	37	38	38	38	41	41	43	48		
Tim Barnes	●	12	15	19	20	50	60	68				
Patty Tompkins	●	13	14	16	21	29	30	33				
Peter Worth	●	18	24	40	47	70	70	71	76			

School Year 2007-2008 | Grade 2

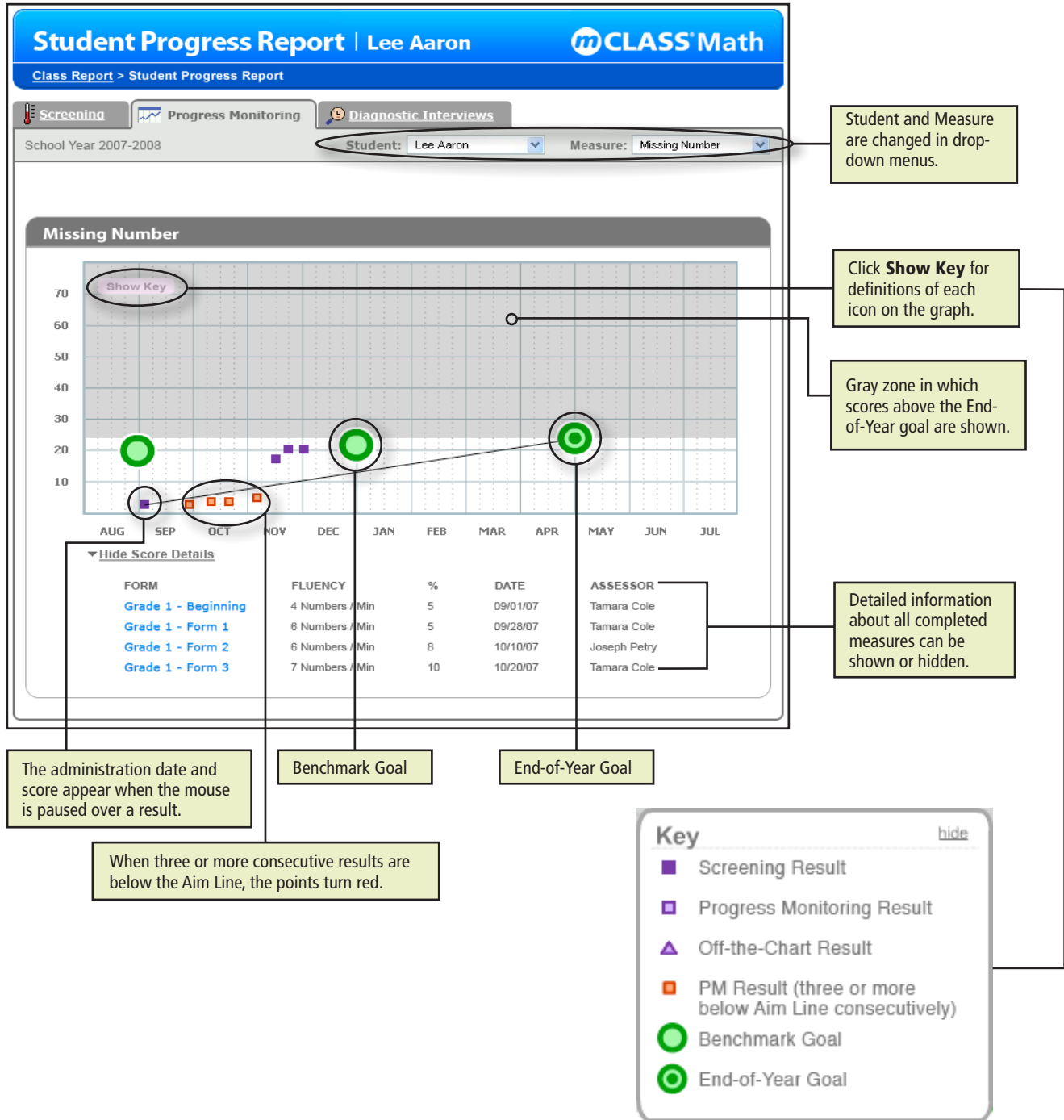
Enter Results

STUDENT	OVERALL at MID	MID	PM SCORES								END	Key
			← PREV	Week 14	15	16	17	18	19	20		
David Barker	●	57	60...	60	63...	69	80	80	89			
Emily Cash	●	70	70	87	90	90						
Joe Pitt	●	85	90	100	119							
Sara Vogel	●	90	100	100								

Only one score can display for each week. Weeks in which there are multiple results are marked by an ellipsis. When you hover the mouse over those scores, information for each administration of that week pops up. Click a score to open the Student Progress Report.

Student Progress Report

The Student Progress Report shows both Screening and Progress Monitoring scores for an individual student and measure. It also displays the Benchmark and End-of-Year goals with an Aim Line from the first Benchmark result to the End-of-Year goal. The objective is for all results to be above the Aim Line, meaning the student is making sufficient advancement toward the upcoming goal. Students who score below the Aim Line three or more times consecutively require significant and immediate intervention. Those scores become red on the Student Progress Report, alerting you to that urgency.



ACTIVITIES

Activities

After a student has completed Screening measures and Diagnostic Interviews, activities are recommended based on assessment results, the current benchmark window, and the grade of the student. These activities fall within one of the four skill areas of mathematics defined in Screening/Progress Monitoring: Computation, Concepts, Number Facts, and Quantity Discrimination.

When choosing activities, mCLASS:Math only considers activities that benefit more than half of the students in your class. The activities that affect the largest amount of students are chosen first. If two activities benefit the same amount of students, the lower-numbered activity is chosen.

GRADE 2 - BEGINNING OF YEAR			
	Deficit	Emerging	Established
Computation	Add Multiples of 10 (#31)	Simplify Two-by-Two Addition (#32) Simplify Two-by-Two Subtraction (#48)	Trade in Addition (#77) Trade in Subtraction (#80)
	Subtract by Tens (#46)		
	Subtract Multiples of 10 (#47)		
Concepts	Identify Tens and Ones (#10)	Add Multiples of 10 (#31)	Count Groups (#70)
		Subtract by Tens (#46)	Explore Place Value (#71)
Number Facts	Predict, Count All (#18)	Small-Number Addition, Chips (#19)	Small Number Addition, (#20)
	Separate From, Chips (#33)	Small-Number Subtraction, Chips (#35)	Small Number Subtraction (#36)
Quantity Discrimination	Create & Identify Groups of 10 (#69)	Count Groups (#70)	Explore Place Value (#71)

GRADE 2 - MIDDLE OF YEAR, END OF YEAR			
	Deficit	Emerging	Established
Computation	Simplify Two-by-Two Addition (#32)	Trade in Addition (#77)	Model Algorithms in Addition (#78)
	Simplify Two-by-Two Subtraction (#48)	Trade in Subtraction (#80)	Model Algorithms in Subtraction (#81)
Concepts	Add by Tens (#16)	Count Groups (#70)	Simplify Two-by-Two Addition (#32)
		Explore Place Value (#71)	Simplify Two-by-Two Subtraction (#48)
Number Facts	Small Number Addition, Chips (#19)	Small Number Addition (#20)	Make Tens in Addition, Chips (#27)
	Small Number Subtraction, Chips (#35)	Small Number Subtraction (#36)	Make Tens in Subtraction, Chips (#43)
Quantity Discrimination	Count Groups (#70)	Explore Place Value (#71)	Three-Digit Place Value Concepts (#73) Four-Digit Place Value Concepts (#74)



Viewing Activities on the Handheld and the Web

All recommended activities, whether the source of the recommendation was a Diagnostic Interview or a Screening, show on the ACT section of the Student Menu on the handheld. Each time an activity is recommended, it receives one star. Activities that are highly recommended, or have the most stars, appear close to the top of the list. These stars also appear on the Web in the Activities section; however, on the Web, only the top five are visible.

Click the **ACT** tab on the Student Menu to see the Activities list.

The Star column indicates the number of times a certain activity is recommended for the student.

Choose to see the activities recommended for all skills or filter by skill area.

The Number column shows the activity number associated with the Activities Guide to help find the activity more quickly.

Star	Name	Num.
3	Count to 100	2
2	Give Me	12
2	Count All, Chips	14
1	Predict, Count All	18
1	Enumerate Dots	13

On the Web, activities are listed in both the Class Report and Student Report. In the Class Report, activities that are recommended for the selected class are shown. In the Student Report, activities that are recommended for the selected student are shown.

A star appears for each time an activity is suggested.

Lee's Activities

Count by Tens from 10 (#8)
☆☆☆☆☆
Goal: To count backward by decades

Small Number Addition (#20)
☆☆☆☆☆
Goal: To develop advanced addition strategies through extended practice with addition combinations

Small Number Subtraction (#36)
☆☆☆☆☆
Goal: To develop advanced subtraction strategies through extended practice with subtraction combinations

Identify Four-Digit Errors (#68)
☆☆☆☆
Goal: To accurately write large numbers

Number Before (#6)
☆☆
Goal: To continue the counting sequence with a number one less than the target number

The full details of each of these activities, including any necessary blackline masters, are printed in the *Activities* guide available with the mCLASS:Math kit.

