

# SAMPLE TEST

## MATHEMATICS



2007 Oregon Content Standards  
Grades 3 - 8

It is the policy of the State Board of Education and a priority of the Oregon Department of Education that there will be no discrimination or harassment on the grounds of race, color, sex, marital status, religion, national origin, age or handicap in any educational programs, activities, or employment. Persons having questions about equal opportunity and nondiscrimination should contact the State Superintendent of Public Instruction at the Oregon Department of Education.

**Office of Assessment & Information Services**  
**Oregon Department of Education**  
255 Capitol Street NE  
Salem, OR 97310  
(503) 947-5600



*Susan Castillo*  
State Superintendent of Public Instruction

*Doug Kosty*  
Assistant Superintendent

*Tony Alpert*  
Director, Assessment and Evaluation

*Steve Slater*  
Manager, Scoring, Psychometrics and Validity

*Kathleen Vanderwall*  
Manager, Test Design and Administration

*Holly Carter*  
Assessment Operations and Policy Analyst

*Ken Hermens*  
Language Arts Assessment Specialist

*Leslie Phillips*  
Science and Social Sciences Assessment Specialist

*James Leigh*  
Mathematics Assessment Specialist

*Dianna Carrizales*  
Director, Monitoring, Systems, and Outcomes

*Bradley J. Lenhardt*  
Monitoring and Assessment Specialist

*Sheila Somerville*  
Electronic Publishing Specialist

*Kathy Busby*  
Project Manager

# INTRODUCTION TO MATHEMATICS KNOWLEDGE AND SKILLS GRADE-LEVEL SAMPLE TESTS

## BACKGROUND

The Oregon Department of Education provides sample tests to demonstrate the content and types of questions students in grades 3, 4, 5, 6, 7, 8, and High School might encounter on the Oregon Assessment of Knowledge and Skills (multiple-choice), which is administered each year.

## ELIGIBLE CONTENT

These sample questions were taken from tests given in previous years. They were originally written to align to the 2002 Oregon Mathematics Grade-level Content Standards. A panel of content experts studied the items and selected the ones which best align to the 2007/2009 Mathematics Content Standards for grades 3-8 and high school. New for 2010-11, scores are reported out at three Score Reporting Categories each year. The titles of these SRCs changes from year to year, but describes the content for each year in general terms. The chart shows the SRCs for all grade levels.

	<b>Score Reporting Category 1</b>	<b>Score Reporting Category 2</b>	<b>Score Reporting Category 3</b>
<b>3</b>	<b>3.1 : Number and Operations</b>	<b>3.2 : Number and Operations, Algebra, and Data Analysis</b>	<b>3.3 : Geometry and Measurement</b>
<b>4</b>	<b>4.1 : Number and Operations</b>	<b>4.2 : Number and Operations and Algebra</b>	<b>4.3 : Measurement</b>
<b>5</b>	<b>5.1 : Number and Operations and Data Analysis</b>	<b>5.2 : Number and Operations and Algebra</b>	<b>5.3 : Geometry, Measurement, and Algebra</b>
<b>6</b>	<b>6.1 : Number and Operations</b>	<b>6.2 : Number and Operations and Probability</b>	<b>6.3 : Algebra</b>
<b>7</b>	<b>7.1 : Number and Operations and Algebra</b>	<b>7.2 : Number and Operations, Algebra and Geometry</b>	<b>7.3 : Measurement and Geometry</b>
<b>8</b>	<b>8.1 : Algebra</b>	<b>8.2 : Data Analysis and Algebra</b>	<b>8.3 : Geometry and Measurement</b>
<b>HS</b>	<b>H.A : Algebra and Numeracy</b>	<b>H.G : Geometry</b>	<b>H.S : Data Analysis</b>

As in the operational assessment, students are **strongly encouraged** to use the calculator with which they are most familiar when taking the sample test.

The answer key provided at the end of the sample test booklet identifies which of these categories each question is designed to assess. Because the item calibrations (RIT) are not accurate for the new standards, we are not able to provide a Raw-to-RIT chart as we had in the past.

The same weighting across the three Score Reporting Categories of mathematics content is used in both sample and operational tests, as much as possible. This chart shows the approximate percent weighting of SRCs by grade level:

Grade	Score Reporting Category 1	Weight	Score Reporting Category 2	Weight	Score Reporting Category 3	Weight
3	Number and Operations	35%	Number and Operations, Algebra, and Data Analysis	35%	Geometry and Measurement	30%
4	Number and Operations	35%	Number and Operations and Algebra	35%	Measurement	30%
5	Number and Operations and Data Analysis	35%	Number and Operations and Algebra	35%	Geometry, Algebra, and Measurement	30%
6	Number and Operations	35%	Number and Operations and Probability	35%	Algebra	30%
7	Number and Operations and Algebra	35%	Number and Operations, Algebra and Geometry	35%	Measurement and Geometry	30%
8	Algebra	40%	Data Analysis and Algebra	30%	Geometry and Measurement	30%
HS	Algebra	50%	Geometry	30%	Statistics	20%

### WHY PROVIDE STUDENTS WITH A SAMPLE TEST?

Most students feel some anxiety as they approach a test. It is important that students know what to expect when they take the OAKS tests. The sample tests are intended to help students approach the state tests with confidence – comfortable with the test format and familiar with test-taking strategies to help them achieve the best possible score.

### CONTENTS OF THE SAMPLE TEST:

This overview of the purpose for sample tests is followed by a list of test-taking tips. The sample test formatting is similar to that of the operational OAKD Online mathematics test. A “fill-in-the-bubble” answer sheet for the students to use follows the actual sample test. The answer key identifies the correct answer, the score reporting category represented, and the code of the content standard to which the item aligns. The sample test has fewer items than the actual assessment, and may not be used in place of the operational assessment.

## USING THE SAMPLE TEST:

**Teachers** often have their students take the test as a “practice” activity in preparation for the actual Statewide Assessment. The answer key could be removed prior to making copies of the sample test for student practice. Copies of the answer key could then be provided to students to check their work or to take home and share with parents.

It is important to remember that **students are encouraged to use their calculators and any mathematics manipulatives** on the test. Providing these tools in class and encouraging students to use them during the sample test may be very beneficial in encouraging students to take their time and use the appropriate tools to help them solve problems during the actual test administration. In fact, teachers may want to demonstrate how various tools could be used to solve the multiple-choice problems as part of the practice test activities.

Teachers may use the overall class results to target areas of instruction needing further attention.

**Parents** may find the sample test helpful in clarifying the types of questions their child will encounter on the multiple-choice test. Parents could also assist their child in preparing for the test by practicing at home. The list of test-taking tips gives parents suggestions on ways to reduce test anxiety and promote good study and health habits in preparation for testing.

**Students** may wish to use the test independently to practice before the actual test administration, checking their own responses against the answer key provided at the end of the booklet. Students may benefit from re-reading the problems and analyzing both the correct and incorrect answers to the multiple-choice questions they missed.

**Building principals, superintendents, district testing coordinators, curriculum leaders and others** may find the sample test useful in communicating with parents, school site councils, and other community members. Parts of the sample test could be included in a newsletter or shared at meetings of local community groups to help constituents better understand the state assessment system. Although the sample tests are not as comprehensive as the complete tests administered in the Statewide Assessment, they do provide a **sampling** of the subject area content and difficulty levels students may encounter as a part of Oregon’s high academic standards.

### Assessment Conditions

If the practice test is to be administered in “test-like” conditions, the following steps need to be followed:

- post a “testing, do not disturb” sign on the window or door of the classroom
- go over any directions (e.g., students are to complete the entire test or only a portion of the test at one sitting)
- expect the students to work by themselves with no talking during the assessment
- monitor student activities during the assessment
- provide any of the appropriate accommodations or modifications students use during instruction and might need during testing
- expect all students to participate

## TEST-TAKING TIPS

### BEFORE THE TEST

- Develop a positive attitude. Tell yourself, “I will do my best on this test.”
- Get a good night’s sleep the night before the test.
- Get up early enough to avoid hurrying to get ready for school.
- Eat a good breakfast (and lunch, if your test is in the afternoon).


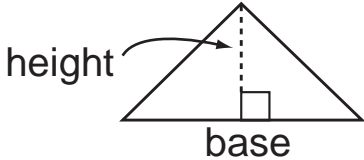
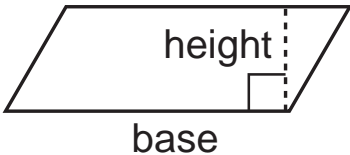
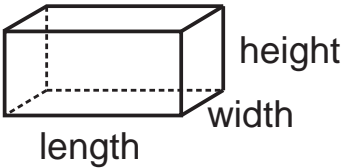
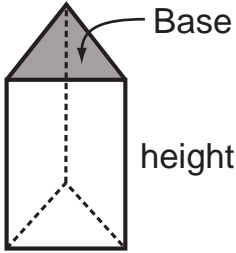
### DURING THE TEST

- Stay calm.
- Listen carefully to directions.
- Read each test question and all the answer choices carefully.
- Eliminate any obvious wrong answers
- Solve the problem using paper and pencil, a calculator or by using manipulatives. See if your answer is similar to one of the choices given.
- Pace yourself. If you come to a difficult question, it may be better to skip it and go on. Then come back and focus on the difficult questions one at a time.
- Just like the Statewide Assessment, this is not a timed test. If you need more time to finish the test, notify your teacher.
- Remember the test questions are not necessarily arranged by difficulty. If you get to a question you think is too hard, that doesn’t mean the rest of the test questions will also be too hard.
- The teachers who write the test questions use “commonly made mistakes” to identify good distractors, so finding an answer like yours is not a guarantee that it is the correct answer.
- If you are not sure of an answer to a question, try these tips:
  - ◇ Cross out the answers you know are not correct and choose among the rest.
  - ◇ Read through all the answers very carefully, and then go back to the question. Sometimes you can pick up clues just by thinking about the different answers you have to choose from.
  - ◇ If you get stuck on a question, skip it and come back later.
  - ◇ It is OK to guess on this test. Try to make your best guess, but make sure you answer all questions.

### AFTER THE TEST


- Before you turn your test in, check it over. Change an answer only if you have a good reason. Generally it is better to stick with your first choice.
- Make sure you have marked an answer for every question, even if you had to guess.

**ADDITIONAL INFORMATION** on mathematics assessment may be obtained by contacting James Leigh, Mathematics Assessment Specialist, email to: [James.Leigh@state.or.us](mailto:James.Leigh@state.or.us)

<p>MEASUREMENTS</p>	<p>1 meter = 100 centimeters    1 gram = 1000 milligrams    1 liter = 1000 cubic centimeters                  1 kilometer = 1000 meters    1 kilogram = 1000 grams</p> <p>1 yard = 3 feet                      1 pound = 16 ounces                      1 cup = 8 fluid ounces                  1 mile = 5280 feet                      1 ton = 2000 pounds                      1 pint = 2 cups                  1 hour = 60 minutes                      1 quart = 2 pints                  1 minute = 60 seconds                      1 gallon = 4 quarts</p>	
<p>AREA</p>	 <p style="text-align: center;">Area = length × width</p>	 <p style="text-align: center;">Area = base × height ÷ 2</p>
<p>AREA</p>	 <p style="text-align: center;">Area = base × height</p>	
<p>SURFACE AREA and VOLUME</p>	 <p style="text-align: center;">Surface Area = sum of area of all faces                  Volume = length × width × height</p>	 <p style="text-align: center;">Surface Area = Sum of Areas of all faces                  Volume = Area of Base × height</p>

## 2010-2013 Mathematics Sample Test – Grade 5

1. Becky put a sticker on each face of a blank cube.  
How many stickers did Becky use in all?



- A. 1  
B. 4  
C. 6  
D. 8
2. What is the sum of 76.21 and 21.34?
- A. 1,626.34  
B. 97.55  
C. 54.8  
D. 3.57
3. How many faces are there on a cube?
- A. 8  
B. 6  
C. 4  
D. 2
4. Which of these would most likely weigh about 10 pounds?
- A. Magazine  
B. Shoe  
C. Bed  
D. Baby
5. Michael Jordan is 6 feet, 6 inches tall.  
About how tall would a door in his house be?
- A. 6 yards  
B. 7 feet  
C. 12 inches  
D. 12 feet

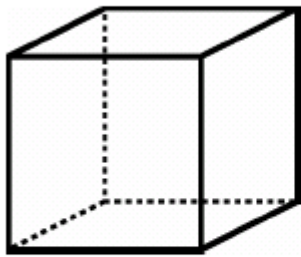


## 2010-2013 Mathematics Sample Test – Grade 5

6. Radios used to sell for \$9.95. The same radios now sell for \$12.50.  
How much more does a radio cost now?

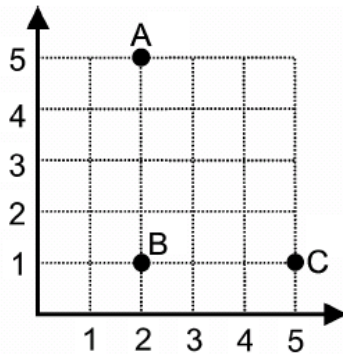
- A. \$0.95
- B. \$1.55
- C. \$2.55
- D. \$2.95

7. How many vertices does this shape have?



- A. 2
- B. 4
- C. 6
- D. 8

8. The distance traveled on the path from point A to point B to point C is \_\_\_\_\_.



- A. 11
- B. 7
- C. 4
- D. 3

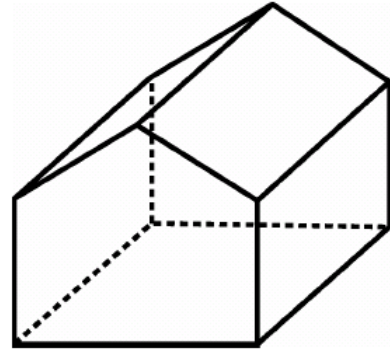
## 2010-2013 Mathematics Sample Test – Grade 5

9. Greg had \$240 to spend on new clothes. He spent \$43.85 on two shirts, \$84.98 on a pair of shoes and \$56.24 on a pair of pants.  
About how much money did he spend?

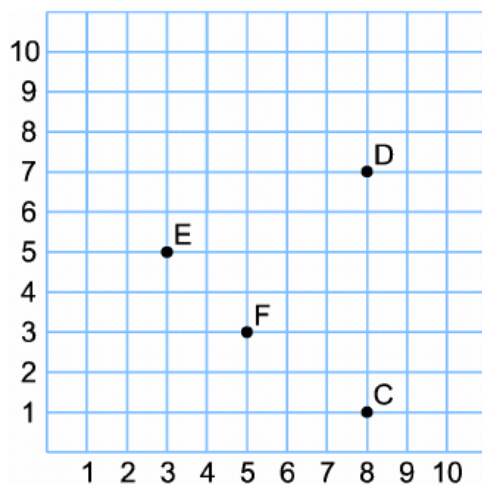
- A. \$200
- B. \$185
- C. \$175
- D. \$170

10. Students in Corey's class can sit in this tent to read.  
How many vertices does the tent have?

- A. 7
- B. 9
- C. 10
- D. 15



11. On this graph, where is point E located?



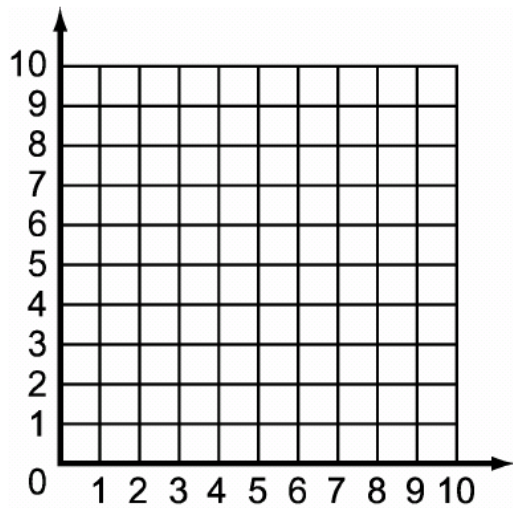
- A. (3, 5)
- B. (5, 3)
- C. (6, 3)
- D. (8, 1)

## 2010-2013 Mathematics Sample Test – Grade 5

12. Marissa collected 261 stickers in 3 years.  
If she continues to collect the same number of stickers each year, how many stickers will she collect in year 4?
- A. 83
  - B. 87
  - C. 265
  - D. 783
13. Three boys shared a candy bar. Rob ate  $\frac{1}{4}$ , Josh ate  $\frac{1}{4}$ , and Brent ate  $\frac{1}{8}$ .  
How much of the candy bar was left?
- A.  $\frac{5}{8}$
  - B.  $\frac{3}{8}$
  - C.  $\frac{2}{8}$
  - D.  $\frac{1}{8}$
14. Susan has a box that is 10 inches long, 8 inches wide and 4 inches high.  
What is the volume of her box?
- A. 107 cubic inches
  - B. 120 cubic inches
  - C. 304 cubic inches
  - D. 320 cubic inches

## 2010-2013 Mathematics Sample Test – Grade 5

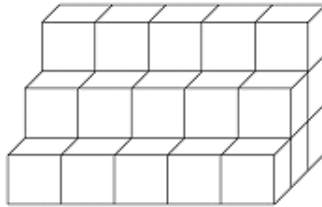
15. What is the perimeter of a rectangle ABCD that has vertices at A (4, 1), B (9, 1), C (9, 9), and D (4, 9)?



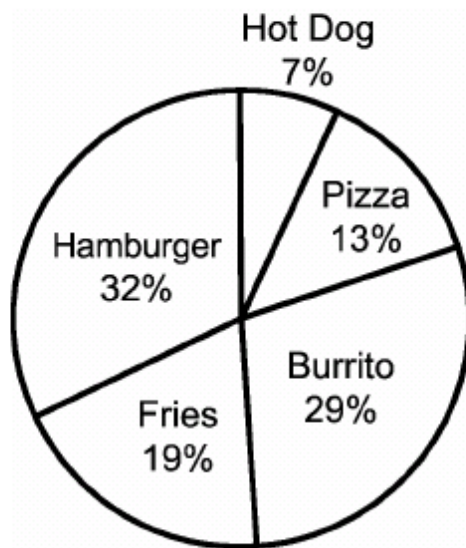
- A. 13 units  
B. 18 units  
C. 26 units  
D. 40 units
16. On a coordinate grid, which of the following describes a path to get from  $(0,0)$  to  $(6,3)$  to  $(8,6)$ ?
- A. right 3, up 6, right 3, up 2  
B. right 6, up 3, right 2, up 3  
C. right 6, up 8, right 2, up 3  
D. right 8, up 6, right 3, up 2
17. If 3 cars hold 15 people, how many cars are needed for 165 people?
- A. 11 cars  
B. 33 cars  
C. 55 cars  
D. 180 cars

## 2010-2013 Mathematics Sample Test – Grade 5

18. Thirty cubes were used to construct this 3-step staircase.  
How many cubes would be used to construct a 10-step staircase of the same width?



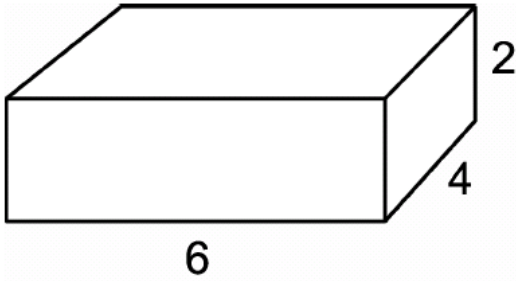
- A. 100  
B. 180  
C. 240  
D. 275
19. The student café sells pizza, hamburgers, hot dogs, burritos, and fries.  
Which items DO NOT make up approximately one half of the sales?



- A. Hamburger and fries  
B. Hamburger, burrito, and pizza  
C. Burrito and fries  
D. Hot dog, burrito, and pizza

## 2010-2013 Mathematics Sample Test – Grade 5

20. A rectangular prism has the given dimensions.  
If those dimensions are doubled, how does the volume of the new prism compare to the volume of the original?



- A. 2 times as much
- B. 4 times as much
- C. 6 times as much
- D. 8 times as much

# Oregon Mathematics Sample Test

Use number 2 pencil.  
Do NOT use ink or ball point pen.  
Make heavy dark marks that completely fill the circle.  
Erase completely any marks you wish to change.

Name of Student  
\_\_\_\_\_

Name of Teacher  
\_\_\_\_\_

Name of School  
\_\_\_\_\_

- |    |                 |    |                 |
|----|-----------------|----|-----------------|
| 1  | (A) (B) (C) (D) | 11 | (A) (B) (C) (D) |
| 2  | (A) (B) (C) (D) | 12 | (A) (B) (C) (D) |
| 3  | (A) (B) (C) (D) | 13 | (A) (B) (C) (D) |
| 4  | (A) (B) (C) (D) | 14 | (A) (B) (C) (D) |
| 5  | (A) (B) (C) (D) | 15 | (A) (B) (C) (D) |
| 6  | (A) (B) (C) (D) | 16 | (A) (B) (C) (D) |
| 7  | (A) (B) (C) (D) | 17 | (A) (B) (C) (D) |
| 8  | (A) (B) (C) (D) | 18 | (A) (B) (C) (D) |
| 9  | (A) (B) (C) (D) | 19 | (A) (B) (C) (D) |
| 10 | (A) (B) (C) (D) | 20 | (A) (B) (C) (D) |

We are not able to provide a Raw-to-RIT chart as we had in the past. Many of the items were initially calibrated under the old standards for different grades, and these items do not cover all of the new standards. Since the item calibrations (RIT) are not accurate for the new standards, any attempt to convert a raw score to a RIT score would not be valid.

<b>Item Number</b>	<b>Answer Key</b>	<b>Score Reporting Category</b>	<b>2007 Grade 5 Content Standard</b>
1	C	5.3 : Geometry, Measurement, and Algebra	5.3.3
2	B	5.1 : Number and Operations and Data Analysis	5.1.5
3	B	5.3 : Geometry, Measurement, and Algebra	5.3.3
4	D	5.3 : Geometry, Measurement, and Algebra	5.3.7
5	B	5.3 : Geometry, Measurement, and Algebra	5.3.7
6	C	5.1 : Number and Operations and Data Analysis	5.1.4
7	D	5.3 : Geometry, Measurement, and Algebra	5.3.3
8	B	5.1 : Number and Operations and Data Analysis	5.1.6
9	B	5.1 : Number and Operations and Data Analysis	5.1.3
10	C	5.3 : Geometry, Measurement, and Algebra	5.3.3
11	A	5.1 : Number and Operations and Data Analysis	5.1.6
12	B	5.2 : Number and Operations and Algebra	5.2.4
13	B	5.1 : Number and Operations and Data Analysis	5.1.1
14	D	5.3 : Geometry, Measurement, and Algebra	5.3.8
15	C	5.1 : Number and Operations and Data Analysis	5.1.6
16	B	5.1 : Number and Operations and Data Analysis	5.1.6
17	B	5.2 : Number and Operations and Algebra	5.2.4
18	D	5.3 : Geometry, Measurement, and Algebra	5.3.8
19	B	5.1 : Number and Operations and Data Analysis	5.1.7
20	D	5.3 : Geometry, Measurement, and Algebra	5.3.9



**Oregon Department of Education**

255 Capitol St NE, Salem, Oregon 97310 (503) 947-5600