

Beatitudes

Matthew 5:3-11



New Testament 1
Part 2: The Sermon on the Mount

SUNDAY MORNING

New Testament 1 [Class Attendance Sheet](#) provided in activity sheets (NOTE: The document is interactive, allowing the teacher to type in the Class, Teacher, and the children's names.)

SCRIPTURE REFERENCES:

Matthew 5:1-12; Luke 6:20-26

MEMORY WORK:

YOUNGER CHILDREN: "Rejoice in the Lord always. Again I will say, rejoice!"
(Philippians 4:4).

OLDER CHILDREN: Memorize Matthew 5:3-10, the Beatitudes. See Jeff Miller's "Kids Prep" CD to hear the Beatitudes as a song for ease in memorization.

SONGS AND FINGERPLAYS (SEE END OF LESSON FOR WORDS):

A [song book](#) and [audio recordings](#) of many of the curriculum songs are available on the curriculum Web site

- ["The Beatitudes"](#)
- ["I've Got Peace Like a River"](#)
- ["If You're Happy and You Know It"](#)
- ["I'm Happy Today, Oh, Yes I'm Happy Today"](#)
- ["This Little Christian Light of Mine"](#)
- ["The More We Read the Bible"](#)

LESSON VISUALS AND TEACHING AIDS (NOTE ANY DISCLAIMERS):

- See [AP's Pinterest page](#) for ideas on bulletin boards, visuals, crafts, etc. [DISCLAIMER: Pins may sometimes need to be adjusted to be Scriptural.]
- [Jesus' Birth & Sermon](#) Bible fact cards (provided under "N.T. 1 Bible Facts" on curriculum Web site)
- "Summary of the Bible" from ["Kids Prep"](#) CD by Jeff Miller
- "Matthew Chapter Summary" from ["Kids Prep"](#) CD by Jeff Miller
- Betty Lukens' felt pieces; hillside background
- ["Map of New Testament World"](#) (provided in map section of curriculum Web site)
- ["Map of Palestine"](#) (provided in map section of curriculum Web site)
- Beatitudes flannel graph
- Make a chart (or do a chalk talk) entitled "Way to Be." Use pictures or symbols to



represent each of the beatitudes. For example: poor in spirit = praying hands; mourn = teardrops or sad face; gentle = foal or lamb; peacemakers and merciful = smiley face or kind face; pure in heart = heart beside list of bad attitudes with an “X” through them; persecuted = cross or angry face.

- To create a Palestinian atmosphere, create a scene on the wall behind the teacher’s usual seat of a hillside made from brown butcher paper (and a body of water in the background). Add a figure of Jesus and as many people (or outlines of people) as you can.
- Use or make a “Way to Bee” bulletin board set: print or draw bees and hives on a large bulletin board, bee note pads, and other decorations to illustrate ways that we should “bee.”
- Put key words on sentence strips or index cards. Attach them to a magnetic board or white board as you talk about each one. Draw an arrow from the first part of each beatitude to its result. For example: the poor in spirit → kingdom of heaven, etc.
- On another wall of the room, or a large bulletin board, use a computer theme with the heading, “Let’s Program Our Minds with God’s Word” or “If We Put Garbage In, Garbage Will Come Out!” Use computer note pads for matching games.
- Instead of the hillside scene, have a wall-sized map of Palestine to show the places mentioned in Matthew 4:25ff: Galilee, the Decapolis, Jerusalem, Judea, the Jordan River, the Sea of Galilee.

PERSONAL APPLICATION:

I will be happier if I choose to do what God says is right.

[TEACHER NOTE: For this lesson, **teach only the first four beatitudes on Sunday morning** (Matthew 5:1-6). On **Wednesday night**, briefly review the setting of the sermon, and then teach **the remaining four beatitudes** (5:7-11). In each class period, give as much information as is age-appropriate for your students.]

LESSON STARTS HERE

INTRODUCTION: (YOUNGER CHILDREN)

Jesus taught us how to make choices that will help us be happier. These choices will help us be better friends to others.

INTRODUCTION: (OLDER CHILDREN)

Even though Jesus is the Son of God, when He came to Earth He taught in ways that everyone can understand. He came, not only to provide a way of salvation, but to teach us how to be better people. If we will only follow what He says, we will be better at everything in our lives—a better friend, a better listener, a better student, etc.

POINTS TO EMPHASIZE:

1. Jesus was about 30 years old when He began to preach publicly and to perform miracles among the people (Luke 3:23). News spread quickly throughout Palestine of His teachings and His great works (Matthew 4:23-24; Mark 7:26). As His reputation grew, so did the crowds. Several times in the Gospel accounts, we are told that “multitudes” (many times thousands of people) followed Him. In Matthew five we learn that He went up on a mountain (probably near the Sea of Galilee) so that the multitudes could see and hear Him better.

NOTE: When Jesus sat down to teach, the people knew that, like Jewish rabbis, He intended to teach very important lessons. The Greek words translated “He opened His mouth” form a Hebraism that meant much more than “He said.” They indicate that His words were spoken with great solemnity, liberty, or freedom.

The Aramaic and Hebrew expressions for “Blessed...” are more correctly translated as exclamations, rather than statements. The word “are” is italicized in most versions, indicating it is not a word in the original language but was added by translators for more fluid reading. Each beatitude should more correctly read “O the blessedness of (the poor in spirit)! ”

Much of this sermon is repeated in Luke 6:20-49 in what is often called “The Sermon on the Plain.” Also note these other parallels:

Matthew 5:13—Luke 14:34-35

Matthew 5:15—Luke 8:16

Matthew 5:18—Luke 16:17

Matthew 7:7-12—Luke 11:9-13

The principles of the Sermon on the Mount are repeated many times throughout the New Testament epistles.

2. In Matthew 5-7 we can read Jesus’ longest recorded sermon. It is called the Sermon on the Mount because He was sitting on a mountain-like hill while He was teaching. The main purpose of this sermon was to teach His followers how to live a life pleasing to God and how to find joy while they were living for God. Jesus wanted them to know what true righteousness is; they were to follow **His** example. God expected them to live by higher standards than tax collectors and the religious leaders of the day. [The **scribes** and **Pharisees** often ignored what God’s Word said, instead dictating, by their own standards, what was right and wrong. Note the numerous negative references to scribes and Pharisees throughout the Sermon.] Jesus began this Sermon with what we call the “**Beatitudes**.” In the first 12 verses of Matthew five, Jesus’ words describe **attitudes** and ways that we should **be**. Each of these verses begins with the word “blessed,” which means “happy” or “fortunate.” Jesus said we will be happy (because we will be blessed by God) if we live as He describes in these verses.

HISTORICAL NOTE: Pharisees were powerful leaders of the Jews who thought they had the right to add their own rules to the Old Law or even to change the Law. They were well-known for attracting attention to themselves when they prayed, read the Scriptures, or gave money in public. Scribes were those who made copies of the Old Testament, but they were also teachers of the Law. Jesus often mentioned these two groups together, condemning them for their arrogance and unwillingness to obey God’s Law and God’s Law alone.

NOTE: The English word “**beatitude**” is not found anywhere in the Bible. It is taken from the Latin word *beatus* which means “blessed.”

3. **“Blessed are the poor in spirit, for theirs is the kingdom of heaven.”** We don’t like people that act “stuck up” and conceited, do we? And other people don’t like us if we act like we know how to do everything, like we’re the only ones who can do things right. God doesn’t like for us to act like that either (Romans 12:3). We can’t please God if we act “stuck up” toward Him and think that we don’t need to follow His rules. Jesus said that we will be happy if we are humble (not prideful and arrogant) toward God. Being humble (poor in spirit) is knowing that we don’t have all the answers without God and His Word, and it is being willing to obey Him. [“The kingdom of heaven” may refer to either heaven or to the Church. Either way, those who are part of the Lord’s Church will not receive the greatest of blessings, i.e., heaven, without being humble before God and willing to obey Him.]
4. **“Blessed are those who mourn, for they shall be comforted.”** To mourn means to be very sorrowful for something that has happened or something that we have done. For example, we mourn when someone special to us dies, or a favorite pet gets lost, or when we’ve told a lie, or said mean things to someone. Jesus said that even when we are very sad about something, He will comfort us (make us feel better) (Isaiah 61:2). God’s Word can make us feel better when we are sad, and talking to God in prayer can make us feel better. God also gives us good friends and Christians who can help us when we are very sad.
5. **“Blessed are the meek [gentle], for they shall inherit the earth.”** Being gentle does not mean that we are weak. It means that we have learned how to control ourselves (our actions, our tempers, our words) and are willing to do that. A horse is a very strong animal, but it can be trained to use its strength to do good things (to control itself). Being meek means that when someone says unkind things to us, we are not mean back to them. It also means that sometimes we let others make the choice instead of having our way all the time.
6. **“Blessed are those that hunger and thirst for righteousness, for they shall be filled.”** Righteousness comes from obeying God’s Word (Psalm 119:172). Jesus used the words “hunger” and “thirst” to describe how much we should want to learn from God’s Word how He wants us to live (Psalm 42:1-2). We rarely miss a meal, and when we do, we are very anxious to eat again. We should be hungry to learn more and more from God’s Word, never being satisfied. Jesus said we will be blessed as we study, and we will “be filled,” i.e., find what we are searching for. [Give each child a tiny pinch of candy or a tiny M&M®. Tell them, “That’s all you can have. Is that enough? What would you be willing to do to get more?” When the children say that they want more, tell them this is the way we should be about God’s Word. We always should want more.]

PRE-CLASS ACTIVITIES/LEARNING CENTERS (TO BE USED AS CHILDREN ARE ARRIVING—**BEFORE** CLASS, AND UP TO THE FIRST FIVE MINUTES OF CLASS; OR AS HOMEWORK):

- Click here for Complete [Activity Book](#) and [Answer Key](#).

Ages 2-5:

- [“Beatitudes Coloring Sheet”](#) (provided in activity sheets)
- [“‘Bee’ Like Jesus Activity”](#) (provided in activity sheets)
- Help kids make their own “Way to Bee” charts (as described under “Recommended Additional Visuals”)
- Beatitudes Game: Write some of each verse on the chalkboard, going over each word carefully. Then erase a key word and ask them to guess which word is missing.

- Write the memory verse on a sheet of first grade writing paper. Give each child (or pairs of children) strips of paper with the individual words written on them. Encourage them to follow the pattern on the sheet which you have written.
- Make “Bee” craft: Draw (or print) a bee body with “Ways to Bee! Matthew 5:1-12” printed on it. Have the children color the bee and make wings out of yellow tissue paper to attach to the back of the bee.
- Matching review game: Have bee cutouts and hives. Have questions from the lesson written on the hives and have answers on the bees. The teacher hands out bees and helps the children read their bee. Then the teacher reads the questions on each hive and sees who has the bee to stick on that hive.

1st-2nd Graders:

- “[Beatitudes](#)” word search (provided in activity sheets)
- Help kids make their own “Way to Bee” charts (as described under “Recommended Additional Visuals”)
- Write the Beatitudes on a half-sheet of poster board, leaving blanks for key words. Write the key words on milk jug lids or strips of paper. Make two or three sets (poster boards and lids). Divide the class into two or three teams and let them “fill in the blanks” with the milk jug lids while they are being timed (with an egg timer).
- Write the first and second parts of each Beatitude on strips of construction paper or sentence strips (“Blessed are the poor in spirit/for theirs is the kingdom of heaven.”). Pin or tape each part on different children. Then ask other class members to put the correct parts together by putting the correct children next to one another.
- Matching review game: Have bee cutouts and hives. Have questions from the lesson written on the hives and have answers on the bees. The teacher hands out bees and helps the children read their bee. Then the teacher reads the questions on each hive and sees who has the bee to stick on that hive.

3rd-4th Graders:

- Advanced Bible Reader: Have the kids read Matthew 5 (and chapters 1-4, if they have not done so this quarter). [This could be assigned Sunday, to be completed by Wednesday.] Print out copies of the Matthew 1-5 quiz from AP’s [Advanced Bible Reader](#) (ABR) site. Have each of the children take the quiz. If you have not already, outside of class, make ABR accounts for each of the children and put their answers into the ABR quiz for each child. Show them their scores in the next Bible class, and explain what ABR is.
- “[Beatitudes](#)” word search (provided in activity sheets)
- Write the Beatitudes on a half-sheet of poster board, leaving blanks for key words. Write the key words on milk jug lids or strips of paper. Make two or three sets (poster boards and lids). Divide the class into two or three teams and let them “fill in the blanks” with the milk jug lids while they are being timed (with an egg timer).
- Write the first and second parts of each Beatitude on strips of construction paper or sentence strips (“Blessed are the poor in spirit/for theirs is the kingdom of heaven.”). Pin or tape each part on different children. Then ask other class members to put the correct parts together by putting the correct children next to one another.
- Have the students work on memorizing the Beatitudes.
- Give different situations where the Beatitudes could apply (i.e. someone who always talks about themselves; someone who always stirs up trouble between friends). Have students choose the correct Beatitude that would “fix” or go with each situation.

SONGS:

“THE BEATITUDES”

Author: Jeff Miller
(Tune: See “[Kids Prep](#)” CD)

“I’VE GOT PEACE LIKE A RIVER” ([Click to Hear](#))

Author: American Spiritual

I’ve got peace like a river. (REPEAT)
I’ve got peace like a river in my soul.
(REPEAT)

I’ve got joy like a fountain. (REPEAT)
I’ve got joy like a fountain in my soul.
(REPEAT)

I’ve got love like an ocean. (REPEAT)
I’ve got love like an ocean in my soul.
(REPEAT)

I’ve got peace like a river.
I’ve got joy like a fountain.
I’ve got love like an ocean in my soul.
(REPEAT)

“THIS LITTLE CHRISTIAN LIGHT OF MINE” ([Click to Hear](#))

Author: Unknown*

This little Christian light of mine, I’m gonna let it shine. (REPEAT 2X)
Let it shine all the time, let it shine.
(Hold up finger and move in circle motion while singing.)

All around the neighborhood, I’m gonna let it shine. (REPEAT 2X)
Let it shine all the time, let it shine.
(Move finger in large circle while singing.)

Don’t let Satan (blow on finger) it out. (REPEAT 2X)
I’m gonna let it shine.
Let it shine all the time, let it shine.

Hide it under a bushel, NO! (Put finger under other hand.) I’m gonna let it shine! (REPEAT 2X)
Let it shine, all the time, let it shine.

“THE MORE WE READ THE BIBLE” ([Click to Hear](#))

Author: Unknown*

(Tune: “The More We Get Together”)

The more we read the Bible, the Bible, the Bible,
The more we read the Bible, the happier we’ll be.
We’ll learn about Jesus and how we can please Him.
The more we read the Bible, the happier we’ll be.

“IF YOU’RE HAPPY AND YOU KNOW IT”

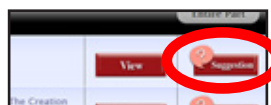
[See Internet for words and tune]

“I’M HAPPY TODAY, OH YES, I’M HAPPY TODAY”

[See Internet for words and tune]


*Author Unknown: Please contact us through the feedback button for this lesson if you are aware of any copyright information for this song.

*** IF YOU HAVE SUGGESTIONS PERTAINING TO THIS LESSON, PLEASE CLICK THE “SUGGESTION” BUTTON BESIDE THE BUTTON FOR THIS LESSON ON THE CURRICULUM WEB SITE.



Beatitudes

Matthew 5:3-11



New Testament 1
Part 2: The Sermon on the Mount

WEDNESDAY EVENING

New Testament 1 [Class Attendance Sheet](#) provided in activity sheets (NOTE: The document is interactive, allowing the teacher to type in the Class, Teacher, and the children's names.)

SCRIPTURE REFERENCES:

Matthew 5:1-12; Luke 6:20-26

MEMORY WORK:

YOUNGER CHILDREN: "Rejoice in the Lord always. Again I will say, rejoice!"
(Philippians 4:4).

OLDER CHILDREN: Memorize Matthew 5:3-10, the Beatitudes. See Jeff Miller's "Kids Prep" CD to hear the Beatitudes as a song for ease in memorization.)

SONGS AND FINGERPLAYS (SEE END OF SUNDAY'S LESSON FOR WORDS):

A [song book](#) and [audio recordings](#) of many of the curriculum songs are available on the curriculum Web site.

- ["The Beatitudes"](#)
- ["I've Got Peace Like a River"](#)
- ["If You're Happy and You Know It"](#)
- ["I'm Happy Today, Oh, Yes I'm Happy Today"](#)
- ["This Little Christian Light of Mine"](#)
- ["The More We Read the Bible"](#)

LESSON VISUALS AND TEACHING AIDS (NOTE ANY DISCLAIMERS):

- See [AP's Pinterest page](#) for ideas on bulletin boards, visuals, crafts, etc. [DISCLAIMER: Pins may sometimes need to be adjusted to be Scriptural.]
- [Jesus' Birth & Sermon](#) Bible fact cards (provided under "N.T. 1 Bible Facts" on curriculum Web site)
- "Summary of the Bible" from ["Kids Prep"](#) CD by Jeff Miller
- "Matthew Chapter Summary" from ["Kids Prep"](#) CD by Jeff Miller
- Betty Lukens' felt pieces
- ["Map of New Testament World"](#) (provided in map section of curriculum Web site)
- ["Map of Palestine"](#) (provided in map section of curriculum Web site)
- Rebecca McGoogle flipchart



PERSONAL APPLICATION:

I will be happier if I choose to do what God says is right.

[TEACHER NOTE: For this lesson, **teach only the first four beatitudes on Sunday morning** (Matthew 5:1-6). On **Wednesday night**, briefly review the setting of the sermon, and then teach **the remaining four beatitudes** (5:7-11). In each class period, give as much information as is age-appropriate for your students.]

INTRODUCTION:

Review Sunday's lesson (see [N.T. 1 Review Questions](#) for example questions).

[N.T. 1 Bible Facts Flashcards](#) (provided under "N.T. 1 Bible Facts" on curriculum Web site)

POINTS TO EMPHASIZE:

1. **"Blessed are the merciful, for they shall obtain mercy."** Jesus said we will be happy if we are willing to forgive others who hurt us. Being merciful (forgiving) is treating others as we want to be treated when we make mistakes (James 2:13; Matthew 6:12,14,15). If we want God to forgive us of our mistakes, we must be forgiving to others when they repent (Luke 17:3-4).
2. **"Blessed are the pure in heart, for they shall see God."** Pure water is water without any trash (pollutants) in it; it is clean. A pure or clean heart is a heart without any "trash" in it. When we watch TV programs or movies that have a lot of violence and bad language in them, we are putting trash in our minds that is very hard to get rid of. We must be careful about the people we spend a lot of time with, about the music we listen to, about the TV programs and movies we watch, and about the books that we read, because without a pure heart we will not see God in heaven (Philippians 4:8). (This can be emphasized with a glass of clean water and a glass of dirty water. Ask the children which they would rather drink.)
3. **"Blessed are the peacemakers, for they shall be called sons of God."** Jesus said we will be happy if we try to help others get along and if we don't cause trouble among our friends or at home. We will be happy if we try every way possible to avoid conflict/trouble (Romans 12:18) —without compromising God's laws or our consciences, of course.
4. **"Blessed are those who are persecuted for righteousness' sake, for theirs is the kingdom of heaven."** Jesus said that sometimes others will mistreat us if we try to do what is right. The Bible tells us about many people who were terribly abused because they followed Jesus. Jesus Himself suffered a great deal. In the United States, we aren't beaten or mistreated like some in other countries, but sometimes people make fun of us because we believe the Bible and try to follow it. Whatever happens to us when we choose to do right/to follow Jesus, we know that God is happy and will bless us.

PRE-CLASS ACTIVITIES/LEARNING CENTERS (TO BE USED AS CHILDREN ARE ARRIVING—**BEFORE** CLASS, AND UP TO THE FIRST FIVE MINUTES OF CLASS; OR AS HOMEWORK):

See Sunday morning's lesson.

*** IF YOU HAVE SUGGESTIONS PERTAINING TO THIS LESSON, PLEASE CLICK THE “SUGGESTION” BUTTON BESIDE THE BUTTON FOR THIS LESSON ON THE CURRICULUM WEB SITE.



Be Careful What You Think

Matthew 5:21-48



New Testament 1
Part 2: The Sermon on the Mount

SUNDAY MORNING

New Testament 1 [Class Attendance Sheet](#) provided in activity sheets (NOTE: The document is interactive, allowing the teacher to type in the Class, Teacher, and the children's names.)

SCRIPTURE REFERENCES:

Matthew 5:8,21-48; Psalm 51:10; 24:3-4; 101:2-3; Philippians 4:8; Colossians 3:2; Ephesians 4:20-22

MEMORY WORK:

YOUNGER CHILDREN: "For as he thinks in his heart, so is he" (Proverbs 23:7a).

OLDER CHILDREN: "Keep your heart with all diligence, for out of it spring the issues of life" (Proverbs 4:23).

SONGS AND FINGERPLAYS (SEE END OF LESSON FOR WORDS):

A [song book](#) and [audio recordings](#) of many of the curriculum songs are available on the curriculum Web site

- ["Little Feet, Be Careful"](#)
- ["Oh, Be Careful, Little Eyes, What You See"](#)

LESSON VISUALS AND TEACHING AIDS (NOTE ANY DISCLAIMERS):

- See [AP's Pinterest page](#) for ideas on bulletin boards, visuals, crafts, etc. [DISCLAIMER: Pins may sometimes need to be adjusted to be Scriptural.]
- [Jesus' Birth & Sermon](#) Bible fact cards (provided under "N.T. 1 Bible Facts" on curriculum Web site)
- "Summary of the Bible" from ["Kids Prep"](#) CD by Jeff Miller
- "Matthew Chapter Summary" from ["Kids Prep"](#) CD by Jeff Miller
- Betty Lukens' felt pieces
- ["Map of New Testament World"](#) (provided in map section of curriculum Web site)
- ["Map of Palestine"](#) (provided in map section of curriculum Web site)
- Make a TV frame from a box. Use pictures (from magazines, old handwork, etc.) of famous people who do and say things that are not pleasing to God, as well as pictures of "ordinary" people doing things Jesus condemned in this section of the Sermon on the Mount. As you talk about each person and what he/she is doing, slide the picture to the front of the box, i.e., the "TV screen."



PERSONAL APPLICATION:

If I learn to control my thoughts, I can learn to control my actions.

LESSON STARTS HERE



TEACHING ALERTS:

- Note that Matthew 5:33-37 is not referring to “swear words” or “curse words.” See the second teacher’s note for more information.

INTRODUCTION: (YOUNGER CHILDREN)

One of the things that Jesus taught us is that we should always be careful how we act. Being mean or saying something unkind is very hurtful and is not the way we should act.

INTRODUCTION: (OLDER CHILDREN)

There are a lot of people who say they are Christians, but do not act like a Christian in everyday life. Jesus taught us that you do not have to do something “really bad” (steal, murder, etc.) to do wrong. We need to act like Christians every day of our lives and in everything we do.

POINTS TO EMPHASIZE:

1. In His Sermon on the Mount, Jesus wanted the people to understand that they needed to be good people on the inside—not just act like they were good people. He wanted them to know that the Jewish teachers and leaders (the Pharisees and scribes) were not being good examples because they did not live in the same ways that they taught the people to live (Matthew 5:20; 6:1-6). In this section of the Sermon on the Mount, Jesus spoke of important Old Testament laws and added emphasis to what we **think**, what our **attitudes** should be, and what we **do**. **[Jesus scrutinized the Pharisees’ and scribes’ interpretation of the Law and how they applied it, rather than questioning the validity of the Law itself.]**
2. One of the Ten Commandments in the Old Testament says, “You shall not murder” (Exodus 20:13). Jesus told the people that it is not only wrong to murder, but it is wrong to have selfish anger. Someone with selfish anger constantly thinks about hurting others, is not willing to forgive, refuses to calm down when his feelings are hurt, and looks for ways to get back at others (i.e., to take revenge). Jesus also said it is wrong to use insulting words and words which hurt and can cause even more anger. [As someone once said, “Murder doesn’t start with killing. It starts with hate.”]



NOTE: In his commentary on Matthew, William Barclay says that “Raca” was an insult meaning “a brainless idiot, a silly fool, an empty-headed blunderer. It is the word of one who despises another with arrogant contempt.” To call someone “fool” was to accuse someone of immoral character or to cast doubt on his reputation.

3. The Old Testament said, “An eye for an eye and a tooth for a tooth,” but it did not allow people to take revenge into their own hands (Leviticus 24:19-24). It also did not command the Jews to hate their enemies. The Old Testament did not command or encourage hateful, vengeful actions toward other people (Leviticus 19:17-18; Exodus 23:4-5). The Old Law limited retaliation to

avoid abuses and make the punishment fit the crime, allowing punishment to be determined only by a (hopefully, unbiased) judge (Deuteronomy 19:18). Solomon encouraged kindness to enemies as much for our own benefit as for theirs (Proverbs 25:21; 24:29). Jesus said that we should not treat enemies as they treat us; instead, we should do good to them and pray for them. Jesus was often insulted and mistreated, but He never tried to “get back” at anyone.

4. In the New Testament period, the Jews had developed an oath system whereby the object that a person swore by determined how truthful a person was being. Swearing by heaven, the earth, Jerusalem, or even the hairs on one's head would determine how serious a person was about keeping his promise and telling the truth. Equivalents today might be swearing “on so and so's grave.” Jesus told the people that they should never swear on various objects like that. Instead, a Christian's word—his “yes” or “no”—should carry enough force to make anything more unnecessary. A Christian should be so truthful and should be known as such a trustworthy individual that such oaths should not be used. Read also James 5:12.



NOTE: Some cite Matthew 5:33-37 as proof that one should not use “swear words” or “curse words.” While it is true that the Bible condemns using such language, this passage should not be used as proof. This passage refers to oaths and swearing by physical objects, not profanity or vulgarity.

5. If we listen to music that is full of hate, prejudice, and bad language, if we watch violent movies and TV shows that encourage us to think that revenge is okay and that hurting others is “no big deal,” then we will begin to think like that ourselves. And those thoughts will surface in the things we say and the ways that we act. We cannot be happy, and God will not bless us, if we do not control the way we think and the words that we say.



RECOMMENDED READING FOR TEACHERS: See the article “[Believing What Jesus Believed](#)” by Kyle Butt on the Apologetics Press Web site for a response to the argument that only the “teachings of Jesus” are particularly relevant to Christians today.

OBJECT LESSON (FOR 1ST-4TH GRADERS):

Cut out a child's silhouette from a large, thin sponge. As you talk about attitudes and actions to avoid, put a touch of food coloring or tinted water onto the sponge cutout (green for jealousy, red for anger, blue for wanting what someone else has, black for lying or stealing or wanting to hurt someone). Discuss how easily we absorb the bad things we see all around us. When the object lesson is completed, the ugly discolored, messy sponge shows what can become a part of every fiber of our being.

PRE-CLASS ACTIVITIES/LEARNING CENTERS (TO BE USED AS CHILDREN ARE ARRIVING—**BEFORE** CLASS, AND UP TO THE FIRST FIVE MINUTES OF CLASS; OR AS HOMEWORK):

- Click here for complete [Activity Book](#) and [Answer Key](#).

Ages 2-5:

- “[Be Careful What You Think Coloring Sheet](#)” (provided in activity sheets)
- Talk with children about times when they have been angry, hurt, or jealous, and how they acted or should have acted.

- Fingerprint Bee Craft: Materials—washable black ink pad, yellow colored pencil, black fine point marker, and blank greeting or index cards with the memory verse already written on them. Have the children press a finger onto a stamp pad, then press lightly onto the paper to make the bee body. With a fine point marker, draw wings, stripes, antennae, and a face. Color in the tail and wings with a yellow colored pencil. Allow the children to keep the card to memorize their verse. (Kindergarten and 1st graders may be able to do the drawing and coloring themselves.)
- “What Should We Think About?” game: Have two poster boards, with each one having a picture of a child on it with “think bubbles” coming from his head. One poster is what we should think about, and one is for what we should not think about or fill our mind with. The teacher passes out “think bubbles” with words on them of things we should and shouldn’t think on. The children stick their bubbles on the correct poster when it’s their turn. (This may be better suited for kindergarten and 1st grade.)

1st-2nd Graders:

- Talk with children about times when they have been angry, hurt, or jealous, and how they acted or should have acted. Have magazines for children to cut pictures showing people acting in a godly way and also people being angry, hurt, jealous, or acting in a bad way. Give them each a piece of construction paper divided into two sections (actions that make God proud and actions that make God sad). Have them glue their pictures in the appropriate section.
- On slips of paper or index cards, write situations in which the kids have to be careful what they think and how they act. Write Scripture references on the board that could apply to each one. Ask the kids to choose the scriptures that apply to each situation.
- “What Should We Think About?” game: Have two poster boards, with each one having a picture of a child on it with “think bubbles” coming from his head. One poster is what we should think about, and one is for what we should not think about or fill our mind with. The teacher passes out “think bubbles” with words on them of things we should and shouldn’t think on. The children stick their bubbles on the correct poster when it’s their turn.
- Bible drill with memory verse
- [“Be Careful What You Think”](#) word search (provided in activity sheets)
- [“Be Careful What You Think Matching Activity”](#) (provided in activity sheets)

3rd-4th Graders:

- Advanced Bible Reader: Have the kids read Matthew 5 again (and chapters 1-4, if they have not done so this quarter). [This could be assigned Sunday, to be completed by Wednesday.] If they did not take the quiz last week, print out copies of the Matthew 1-5 quiz from AP’s [Advanced Bible Reader](#) (ABR) site. Have each of the children take the quiz. If you have not already, outside of class, make ABR accounts for each of the children and put their answers into the ABR quiz for each child. Show them their scores in the next Bible class, and explain what ABR is.
- Talk with children about times when they have been angry, hurt, or jealous, and how they acted or should have acted.
- On slips of paper or index cards, write situations in which the kids have to be careful what they think and how they act. Write Scripture references on the board that could apply to each one. Have the students look up the scriptures and ask them to choose the scriptures that apply to each situation.
- Bible drill with memory verse

- “[Be Careful What You Think](#)” word search (provided in activity sheets)
- “[Be Careful What You Think Matching Activity](#)” (provided in activity sheets)

SONGS:

“LITTLE FEET, BE CAREFUL” ([Click to Hear](#))

Author: J.H. Rosecrans

I washed my hands this morning,
So very clean and white,
And lent them both to Jesus,
To work for Him ‘til night.

CHORUS:

Little feet, be careful,
Where you take me to;
Anything for Jesus,
Only let me do.

I told my ears to listen,
Quite closely all day through,
For any act of kindness,
Such little hands can do.

(CHORUS)

My eyes are set to watch them,
About their work or play,
To keep them out of mischief,
For Jesus’ sake all day!

(CHORUS)

“OH, BE CAREFUL, LITTLE EYES, WHAT YOU SEE” ([Click to Hear](#))

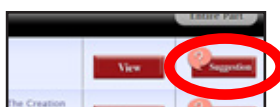
Author: Unknown*

Oh, be careful little eyes what you see. (point to eyes)
Oh, be careful little eyes what you see.
For the Father up above,
Is looking down in love.
So, be careful little [eyes] what you see.

Oh, be careful little ears what you hear...
Oh, be careful little mouth what you say...
Oh, be careful little hands, what you do...
Oh, be careful little feet, where you go...
Oh, be careful little mind what you think...

*Author Unknown: Please contact us through the feedback button for this lesson if you are aware of any copyright information for this song.

*** IF YOU HAVE SUGGESTIONS PERTAINING TO THIS LESSON, PLEASE CLICK THE “SUGGESTION” BUTTON BESIDE THE BUTTON FOR THIS LESSON ON THE CURRICULUM WEB SITE.



Be Careful What You Think

Matthew 5:21-48



New Testament 1
Part 2: The Sermon on the Mount

WEDNESDAY EVENING

New Testament 1 [Class Attendance Sheet](#) provided in activity sheets (NOTE: The document is interactive, allowing the teacher to type in the Class, Teacher, and the children's names.)

SCRIPTURE REFERENCES:

Matthew 5:8,21-48; Exodus 20:14; 1 John 2:16

MEMORY WORK:

YOUNGER CHILDREN: "For as he thinks in his heart, so is he" (Proverbs 23:7a).

OLDER CHILDREN: "Keep your heart with all diligence, for out of it spring the issues of life" (Proverbs 4:23).

SONGS AND FINGERPLAYS (SEE END OF SUNDAY'S LESSON FOR WORDS):

A [song book](#) and [audio recordings](#) of many of the curriculum songs are available on the curriculum Web site

- ["Little Feet, Be Careful"](#)
- ["Oh, Be Careful, Little Eyes, What You See"](#)

LESSON VISUALS AND TEACHING AIDS (NOTE ANY DISCLAIMERS):

- See [AP's Pinterest page](#) for ideas on bulletin boards, visuals, crafts, etc.
[DISCLAIMER: Pins may sometimes need to be adjusted to be Scriptural.]
- [Jesus' Birth & Sermon](#) Bible fact cards (provided under "N.T. 1 Bible Facts" on curriculum Web site)
- "Summary of the Bible" from ["Kids Prep"](#) CD by Jeff Miller
- "Matthew Chapter Summary" from ["Kids Prep"](#) CD by Jeff Miller
- Betty Lukens' felt pieces
- ["Map of New Testament World"](#) (provided in map section of curriculum Web site)
- ["Map of Palestine"](#) (provided in map section of curriculum Web site)
- Refer to "Object Lesson" at the end of the lesson for materials needed.

PERSONAL APPLICATION:

If I learn to control my thoughts, I can learn to control my actions.



INTRODUCTION:


Review Sunday's lesson (see [N.T. 1 Review Questions](#) for example questions).

[N.T. 1 Bible Facts Flashcards](#) (provided under "N.T. 1 Bible Facts" on curriculum Web site)

POINTS TO EMPHASIZE:

For preschool children: Spend time reviewing Sunday's lesson (review games/activities), emphasizing what actions we do that are pleasing to God.

1. The Old Testament says, "You shall not commit adultery" (Exodus 20:14). Jesus taught that husbands and wives are to love each other. Jesus taught that it was important not even to look at another woman/man in the wrong way (with impure thoughts). If the husband or wife starts to treat anyone else (or think about anyone else) as if they are married to them, that is a sin. It is not a joke or something to laugh about. It is very, very wrong in God's sight. Jesus called treating someone like they are your wife adultery (Matthew 19:9). From the very beginning, when God created the first man and woman, He had a plan for the home: one man and one woman for life. When a man and woman marry, they make a promise to each other and to other people, but most importantly, to God. They both promise that they will love one another and care for one another until one of them dies.



NOTE: With OLDER CHILDREN, it would probably be a good idea to explain that Jesus' admonitions in Matthew 5:29-30 do not encourage self-mutilation, any more than Proverbs 23:2 encourages cutting one's throat just to prevent overeating. One without hands and eyes can still have impure thoughts. Jesus used exaggeration (hyperbole) to emphasize His point about how our thoughts affect our actions. You might want to (very carefully) show them provocative magazine ads and talk about TV commercials which are examples of how the Devil is trying to fill our minds with evil thoughts.

2. Remember what Jesus said in the Beatitudes? "Blessed are the pure in heart, for they shall see God" (Matthew 5:8). We cannot hope to see God (i.e., go to heaven) if we think bad thoughts; those bad thoughts will always show up in our words and actions.
3. 1 John 2:16 tells us that there are basically three types of sin: the "lust of the flesh, the lust of the eyes, and the pride of life." Lust means craving something—wanting something so badly that you think you must have it. Lust of the flesh is physically craving something (with your body, like food, drink, drugs, and people). Lust of the eyes is craving something that you see or look at over and over and want. The pride of life is being too proud of yourself (being "stuck up" or arrogant), believing you're better than everyone else.
4. Do you know the story of David and Bathsheba? David saw Bathsheba and wanted her for himself, even though she was Uriah's wife. David apparently thought that as king, he could get away with anything, but he was very wrong. He took Bathsheba for himself. His sinful thoughts led to terrible actions, and those actions caused terrible consequences for his family (2 Samuel 11). On the other hand, Joseph was in a situation with Potiphar's wife in which he could easily have made bad choices based on bad thoughts. But he didn't (Genesis 39:7-23)! Joseph realized that committing adultery (treating another man's wife as if she were his own) would be a sin against God.

5. We must not watch TV programs or movies, or listen to music that encourage us to think that adultery and divorce are “no big deal.” And it’s important that we follow the examples of godly men and women—both today and those in the past—who chose to be faithful to God and to their mates.

OBJECT LESSONS (FOR 1ST-4TH GRADERS):

To illustrate how bad movies, etc., affect us:

1. Have several bowls of “yucky” things (decayed leaves, mud, potato peelings, molded cheese or bread, etc.). Mix them together, and put them in a pretty gift box. Or shape small amounts together into balls and cover them with melted white chocolate. Emphasize that there is no way to make ugly, ungodly things good—good for us or acceptable to God.
2. Using the “garbage in/garbage out” idea, put the things mentioned above, along with shredded paper or toilet paper, into a trash can. Cover everything with shredded colored paper or colorful confetti. Tell the kids that the longer the trash sits there, the more it will smell and the more disgusting it will be—no matter what can be seen from the outside. And when everything is dumped out, it will still be garbage! [Jesus used a similar illustration when He called the Pharisees and scribes “whitewashed tombs” in Matthew 23:27-28.]

PRE-CLASS ACTIVITIES/LEARNING CENTERS (TO BE USED AS CHILDREN ARE ARRIVING—**BEFORE** CLASS, AND UP TO THE FIRST FIVE MINUTES OF CLASS; OR AS HOMEWORK):

See Sunday morning’s lesson.

*** IF YOU HAVE SUGGESTIONS PERTAINING TO THIS LESSON, PLEASE CLICK THE “SUGGESTION” BUTTON BESIDE THE BUTTON FOR THIS LESSON ON THE CURRICULUM WEB SITE.



The Model Prayer

Matthew 6:6-13



New Testament 1
Part 2: The Sermon on the Mount

SUNDAY MORNING

New Testament 1 [Class Attendance Sheet](#) provided in activity sheets (NOTE: The document is interactive, allowing the teacher to type in the Class, Teacher, and the children's names.)

SCRIPTURE REFERENCES:

Matthew 6:6-15; Luke 11:1-4

MEMORY WORK:

YOUNGER CHILDREN: "The effective, fervent prayer of a righteous man avails much" (James 5:16b).

OLDER CHILDREN: The "Model Prayer" (Matthew 6:9-13)

SONGS AND FINGERPLAYS (SEE END OF LESSON FOR WORDS):

A [song book](#) and [audio recordings](#) of many of the curriculum songs are available on the curriculum Web site

- ["God's Love"](#)
- ["Prayer Hand"](#)
- ["God Is Listening"](#)
- ["Whisper a Prayer"](#)
- ["Jesus Taught Us How to Pray"](#)
- ["Thanksgiving"](#)
- ["When We Pray for Each Other"](#)

LESSON VISUALS AND TEACHING AIDS (NOTE ANY DISCLAIMERS):

- See [AP's Pinterest page](#) for ideas on bulletin boards, visuals, crafts, etc. [DISCLAIMER: Pins may sometimes need to be adjusted to be Scriptural.]
- [Jesus' Birth & Sermon](#) Bible fact cards (provided under "N.T. 1 Bible Facts" on curriculum Web site)
- "Summary of the Bible" from ["Kids Prep"](#) CD by Jeff Miller
- "Matthew Chapter Summary" from ["Kids Prep"](#) CD by Jeff Miller
- Betty Lukens' felt pieces
- ["Map of New Testament World"](#) (provided in map section of curriculum Web site)
- ["Map of Palestine"](#) (provided in map section of curriculum Web site)



PERSONAL APPLICATION:

When we pray, we talk to our Heavenly Father, and how we talk to Him is very important.

LESSON STARTS HERE

INTRODUCTION: (YOUNGER CHILDREN)

Jesus told everyone how to be a better person; how to act/ behave like God wants us to. Those things are very important. Jesus also knew that it's important to talk to God the right way. He gave us some ways that can help us when we talk with God.

INTRODUCTION: (OLDER CHILDREN)

We have studied the Sermon on the Mount and know that during those lessons, Jesus gave us some specific ways to be a better person. (Review some of the previous lessons' points. See [N.T. 1 Review Questions](#) for example questions.) Jesus also knew the importance of our being able to talk with God. He spent a great deal of time in prayer to God and wants us to so as well. He gave us some things to include when talking to God.

POINTS TO EMPHASIZE:

1. In His Sermon on the Mount (Matthew 5-7), Jesus told the multitudes that God wanted them to be good people inside and out—to have pure minds that would lead them to act like He did towards others. In chapter six, Jesus told them not to do good things just so others could see them. He said that the religious leaders of the day (the Pharisees) prayed on street corners and made a show of giving to the poor just so others would be impressed and think they were good people. Jesus said they were **hypocrites**. They wanted honor and glory for themselves instead of giving honor to God (Matthew 5:16). Their reasons for praying and giving were wrong, and their attitudes were wrong.



Hypocrite: Someone who pretends to be something he is not. He might act or talk like he is a good person, and he might tell others the way they should be, but he isn't good, and he does not act the way he says others should act. Like someone who wears a mask or disguise to try to hide his true identity, a hypocrite tries to hide who he really is inside. He is insincere, a fake.

2. Jesus told His disciples not to use the same words over and over again in their prayers. He knew that repeating the same things usually means that not much thought is going into what is being said. Anyone (even people who don't believe in God) can memorize a prayer and say it over and over again. But that is not the way to talk to God. Jesus wanted His disciples (and us) to understand that God was their (and our) Heavenly Father. We don't say the same things over and over again to our dads every day when we talk to him, do we?
3. His disciples often saw Jesus pray, heard Him pray, and knew that His conversations with God were very different than the Pharisees' public prayers. They asked Him to teach them to pray. So Jesus gave them an example (a model or pattern) of how they should pray (things they should include in their prayers).

4. **“Our Father in heaven, hallowed be Your name”**: Our prayers are conversations with God, our Heavenly Father. God is with us all the time, and He takes care of us. He loves us even more than our earthly fathers/our dads. Unlike earthly fathers, God cannot do anything wrong; He is holy (set apart as special/different from all others) and His name is holy (hallowed). We should talk to God with respect and reverence, and we should never say His name with anything but respect and reverence. We should not take the Lord’s name in vain or use euphemisms, since that is disrespectful to God (“nice” ways of taking the Lord’s name in vain—e.g., “OMG” = “Oh, My God”; “Goh!” = “God”; “Lawd” = “Lord”; “Geez” = “Jesus”).
5. **“Your kingdom come, Your will be done on earth as it is in heaven”**: The kingdom of God is the Church. When Jesus told His disciples to pray for the Church to come, He was thinking ahead to the time a few years later when the Church would begin (after His death and resurrection, on the Day of Pentecost, in Acts 2). Today we don’t need to pray for the Church to come, but we can pray that many people will become part of the Church (i.e., become Christians). We can also pray for God’s will to be done (i.e., for His plans to be accomplished).
6. **“Give us this day our daily bread”**: When we talk to God, Jesus wants us to remember to thank God for all the ways He takes care of us and to ask for His continued help. God doesn’t give us food and other things we need without us working/doing our part, but as long as we are obeying Him, including praying and thanking Him, He will make sure we have food (see 2 Thessalonians 3:10; Matthew 6:25-34).
7. **“Forgive us our debts, as we forgive our debtors”**: A couple verses after Jesus says this, He explains, “For if you forgive men their trespasses, your heavenly Father will also forgive you. But if you do not forgive men their trespasses, neither will your Father forgive your trespasses.” A debt is something we owe someone and should pay back. But “debt” can also mean a sin (or trespass) we commit. When we sin, it is like owing God for the time and energy we wasted making a bad choice. We need His forgiveness. We need God to “cancel the debt”—to erase the sin. But He will not do that if we are not willing to forgive other people when they do something wrong to us. (“Blessed are the merciful, for they shall obtain mercy”—Matthew 5:7.)
8. **“And do not lead us into temptation, but deliver us from the evil one”**: We need our Heavenly Father’s help to stay away from people and things that encourage us to make bad choices. “The evil one” is the devil; he is anxious for us to do wrong things because he does not want us to follow God’s rules. And he doesn’t want us to be forgiven when we do make mistakes.
9. Jesus’ model prayer reminds us how important it is to talk to God, what things we should talk to Him about, and the attitude with which we should pray.

PRE-CLASS ACTIVITIES/LEARNING CENTERS (TO BE USED AS CHILDREN ARE ARRIVING—**BEFORE** CLASS, AND UP TO THE FIRST FIVE MINUTES OF CLASS; OR AS HOMEWORK):

- Click here for Complete [Activity Book](#) and [Answer Key](#).

Ages 2-5:

- [“The Model Prayer Coloring Sheet”](#) (provided in activity sheets)
- [“Prayer booklet printouts”](#) (provided in activity sheets): For each child, make several copies of the provided silhouette of praying hands to make a prayer booklet. **Or** trace around each child’s hand

and glue to the cover of a booklet of plain pages. Let them draw and/or write on each page something or someone for which they pray (or need to pray). Make sure that a copy of the model prayer (Matthew 6:9-13) is also in the booklet.

- Have a glove for each child. On small cut-out circles or squares of construction paper, have the children draw or write things for which they are thankful. Glue/help them glue the small squares/circles onto each finger of the glove.

1st-2nd Graders:

- Have pockets from an old pairs of jeans, or pockets made from construction paper. Copy the following phrases onto construction or colored paper. Ask kids to fill in the blanks and put in the prayer pocket: (1) I love You, God, because... (2) You are _____; (3) Thank you for _____; (4) Help me to _____.
- “[The Model Prayer](#)” crossword puzzle (provided in activity sheets)
- Play Hang-Man with words from this lesson.

3rd-4th Graders:

- Advanced Bible Reader: Have the kids read Matthew 6 and Luke 11.
- “[The Model Prayer](#)” crossword puzzle (provided in activity sheets)
- Play Hang-Man with words from this lesson.

FINGERPLAYS:

“GOD’S LOVE”

God (point up) loves (cross hands over chest) me (point to self).

And He loves you too (point to someone else).

God (point up) knows everything we do.

We can pray (fold hands as though praying)

And talk to God (point up).

He always listens (cup one hand against ear) and never gets bored.

God (point up) is my (point to self) friend.

He’s your friend too (point to someone else).

I (point to self) love (cross hands over chest) God (point up),

Don’t you? (point to someone else)

“PRAYER HAND”

Use the fingers on your hand to illustrate this fingerplay
and help them remember Jesus’ model prayer.

INDEX FINGER: Praise God because He’s #1.

MIDDLE FINGER: Thank God because He gives us everything we need.

RING FINGER: Pray for others.

LITTLE FINGER: Ask for forgiveness.

THUMB: Ask God for what you need.

SONGS:

“GOD IS LISTENING” ([Click to Hear](#))

Author: Unknown*
(Tune: “Frère Jacques”)

God is listening, God is listening, (put your hand to your ear)
While we pray, while we pray. (put hands together as if to pray)
Bow your head so lightly, (bow your head)
Close your eyes so tightly, (close your eyes)
Let us pray. Let us pray.

“WHISPER A PRAYER” ([Click to Hear](#))

Author: Unknown*

Whisper a prayer in the morning.
Whisper a prayer at noon.
Whisper a prayer in the evening,
To keep your heart in tune.

God hears our prayers in the morning.
God hears our prayers at noon.
God hears our prayers in the evening,
So keep your heart in tune.

“THANKSGIVING” ([Click to Hear](#))

Author: Unknown*
Tune: “Jesus Loves Me”)

I’m thankful for this home of mine,
Sun and Moon and stars that shine,
My parents’ loving care of me,
And all the lovely things I see.

CHORUS:

Yes, I am thankful.
Yes, I am thankful.
Yes, I am thankful,
For everything I see.

I’m thankful for my cozy bed,
Friends and toys and milk and bread,
For books to read, and songs to sing,
I thank you God for everything.

(CHORUS)

“JESUS TAUGHT US HOW TO PRAY” ([Click to Hear](#))

Author: Unknown*
(Tune: “Jesus Loves Me”)

Jesus taught us how to pray, to God our Father everyday;
Morning, noon, and night-time, too. I can pray, and so can you.

Yes, we can pray! Yes, we can pray!
Yes, we can pray; to God through-out the day.

“WHEN WE PRAY FOR EACH OTHER” ([Click to Hear](#))

Author: Unknown*
(Tune: “The More We Get Together”)

When we pray for each other,
Each other, each other,
When we pray for each other,
The stronger we’ll be.

‘Cause your prayers
And my prayers
Together make great prayers.

When we pray for each other,
The stronger we’ll be.

The more we love each other,
Each other, each other,
The more we love each other
The happier we’ll be.

‘Cause your love,
And my love,
Together is God’s love.

The more we love each other,
The happier we’ll be.

*Author Unknown: Please contact us through the feedback button for this lesson if you are aware of any copyright information for this song.

*** IF YOU HAVE SUGGESTIONS PERTAINING TO THIS LESSON, PLEASE CLICK THE “SUGGESTION” BUTTON BESIDE THE BUTTON FOR THIS LESSON ON THE CURRICULUM WEB SITE.



The Model Prayer

Matthew 6:6-13



New Testament 1
Part 2: The Sermon on the Mount

WEDNESDAY EVENING

New Testament 1 [Class Attendance Sheet](#) provided in activity sheets (NOTE: The document is interactive, allowing the teacher to type in the Class, Teacher, and the children's names.)

SCRIPTURE REFERENCES:

Matthew 7:7-11

MEMORY WORK:

YOUNGER CHILDREN: "The effective, fervent prayer of a righteous man avails much" (James 5:16b).

OLDER CHILDREN: The "Model Prayer" (Matthew 6:9-13)

SONGS AND FINGERPLAYS (SEE END OF SUNDAY'S LESSON FOR WORDS):

A [song book](#) and [audio recordings](#) of many of the curriculum songs are available on the curriculum Web site.

- ["God's Love"](#)
- ["Prayer Hand"](#)
- ["God Is Listening"](#)
- ["Whisper a Prayer"](#)
- ["Jesus Taught Us How to Pray"](#)
- ["Thanksgiving"](#)
- ["When We Pray for Each Other"](#)

LESSON VISUALS AND TEACHING AIDS (NOTE ANY DISCLAIMERS):

- See Sunday morning's lesson

PERSONAL APPLICATION:

When we are seeking God with our whole heart, we can trust God to always provide for us what He knows is best.

INTRODUCTION:

Review Sunday's lesson (see [N.T. 1 Review Questions](#) for example questions).

[N.T. 1 Bible Facts Flashcards](#) (provided under "N.T. 1 Bible Facts" on curriculum Web site)



POINTS TO EMPHASIZE:

1. Briefly review the Model Prayer and its significance.
2. Remember that God is our Father. He knows what we need, and He knows what we want. God will provide us with what **He** knows is best. He doesn't always give us what we **want**, but He has promised to always give us what we **need** as long as we wholeheartedly seek Him and His will (see Matthew 6:25-33). We must trust Him and continue to talk to Him in prayer.

PRE-CLASS ACTIVITIES/LEARNING CENTERS (TO BE USED AS CHILDREN ARE ARRIVING—**BEFORE** CLASS, AND UP TO THE FIRST FIVE MINUTES OF CLASS; OR AS HOMEWORK):

YOUNGER CHILDREN: Help them make door hangers that say, "Ask, Seek, Knock."

OLDER CHILDREN:

- Give each child a scripture about prayer to look up. Use an egg-timer to give the kids a certain amount of time to find the scripture given. Let each read his/her passage in the order they find them.
- Give some of the kids the scripture references, and give some the written passages. Give them a certain amount of time to find each other and match the references to the passages.

*** IF YOU HAVE SUGGESTIONS PERTAINING TO THIS LESSON, PLEASE CLICK THE "SUGGESTION" BUTTON BESIDE THE BUTTON FOR THIS LESSON ON THE CURRICULUM WEB SITE.



God's Care for Us; Our Commitment to Him

Matthew 6:25-34



New Testament 1
Part 2: The Sermon on the Mount

SUNDAY MORNING

New Testament 1 [Class Attendance Sheet](#) provided in activity sheets (NOTE: The document is interactive, allowing the teacher to type in the Class, Teacher, and the children's names.)

SCRIPTURE REFERENCES:

Matthew 6:19-34; 1 Peter 5:7; Philippians 4:6; 1 Timothy 6:6-10; Exodus 15-17

MEMORY WORK:

YOUNGER CHILDREN: "He cares for you" (1 Peter 5:7).

OLDER CHILDREN: "But seek first the kingdom of God and His righteousness, and all these things shall be added to you" (Matthew 6:33).

SONGS AND FINGERPLAYS (SEE END OF LESSON FOR WORDS):

A [song book](#) and [audio recordings](#) of many of the curriculum songs are available on the curriculum Web site

- "[Seek Ye First](#)"
- "[Jesus Loves Me](#)"
- "[Jesus Loves the Little Children](#)"
- "[Read Your Bible and Pray Everyday](#)"

LESSON VISUALS AND TEACHING AIDS (NOTE ANY DISCLAIMERS):

- See [AP's Pinterest page](#) for ideas on bulletin boards, visuals, crafts, etc. [DISCLAIMER: Pins may sometimes need to be adjusted to be Scriptural.]
- [Jesus' Birth & Sermon](#) Bible fact cards (provided under "N.T. 1 Bible Facts" on curriculum Web site)
- "Summary of the Bible" from "[Kids Prep](#)" CD by Jeff Miller
- "Matthew Chapter Summary" from "[Kids Prep](#)" CD by Jeff Miller
- Betty Lukens' felt pieces
- "[Map of New Testament World](#)" (provided in map section of curriculum Web site)
- "[Map of Palestine](#)" (provided in map section of curriculum Web site)
- Pictures of lilies or a real bouquet of flowers
- Picture of a mother bird feeding babies or a bird looking for worms
- Pictures of Israelites gathering manna; Elijah; the widow of Zarephath
- Pictures from catalogs of name-brand clothing, games, or other things that kids want in order to "be like everyone else."



PERSONAL APPLICATION:

God does not want us to think more about **things** than about Him.

LESSON STARTS HERE

INTRODUCTION: (YOUNGER CHILDREN)

Review some of the main points from the Sermon on the Mount that have been taught so far. Sometimes we want something very badly, but we don't get it. That makes us sad. Even though we may be sad because we didn't get what we wanted, we don't need to ever worry that we won't have what we really need, like food, clothes, or a place to live, because Jesus tells us that no matter what, God will always take care of us.

INTRODUCTION: (OLDER CHILDREN)

Review some of the main points from the Sermon on the Mount that have been taught so far. Many people in our world today place a lot of importance on "things" and having the right "stuff." It's nice to get new things that we want, but we have to be careful not to place those things above God, the Church, and spiritual things. God tells us that He will always take care of our needs, but not necessarily our wants.

POINTS TO EMPHASIZE:

(Preschool teachers, summarize in accordance with your students' cognitive levels.)

1. In the Old Testament, we read about how God brought the Israelites out of slavery in Egypt. They had to take a long journey through a harsh wilderness. They ran out of water and complained. They didn't think they had enough food so they complained some more. Instead of thanking God for all He had done for them, they complained and grumbled every step of the way. God provided water for them and sent them bread which fell from heaven (manna). He took care of His people, just as He had promised.
2. The Old Testament prophet Elijah had to spend some time in a lonely place away from people. But God made sure he was near a creek of water and sent ravens to bring him bread every day. God took care of Elijah.
3. God told a widow who was running out of food during a famine that He would make sure she had enough flour and oil to make bread for as long as the famine lasted. God took care of her.
4. In the Sermon on the Mount, Jesus told the people that they had to trust God to take care of them, too. He told the people not to worry (be overly anxious) about what they would eat or what they would wear. Jesus reminded them that God takes care of the birds and flowers. God made the beautiful animals and plants, but He made us much more special and will take care of us even more than He does the animals and plants.
5. Does that mean that we don't have to do anything but wait for God to give us what we need or want? No. From the beginning God planned for man to work (read Genesis 2:15). He made the birds, but He gave them the ability to dig worms and find food; He does not do everything for them. God said that he would make sure we have all of our basic needs if we "seek first the kingdom of God and His righteousness" (Matthew 6:33). So we have to make the Church (the kingdom) and doing right in God's sight our top priorities. Part of doing in right in God's sight is working, instead of being idle. Read 2 Thessalonians 3:10.

6. Though many times we have more than we need, God does not promise to make us rich. Jesus was certainly not rich while He lived here on Earth, but He did not worry about what He didn't have. Should we worry if we are not wearing name brands of clothing? Should we be trying to "have what everyone else has"? No. [Have ads from magazines to show how companies try to get us to buy more and more things. What is the message being sent?]
7. When we put God, His kingdom, and doing right first, He has promised to take care of us. He will give us what He knows we **need**. We must always love and obey Him. If things become more important to us than God, we become worried and anxious. How do we put God first? We take time every day to read His Word, to talk to Him in prayer, to go to, to teach others about Jesus, to obey God's Word, and help others. When we have to make decisions, we have to think, "What would God want me to do?"
8. Living for material things is foolish because they do not last (read Matthew 6:19-20). The way we use our things and money shows what is in our hearts. If we spend our time and money on ourselves and neglect God, then our hearts are not "in the right place."

PRE-CLASS ACTIVITIES/LEARNING CENTERS (TO BE USED AS CHILDREN ARE ARRIVING—BEFORE** CLASS, AND UP TO THE FIRST FIVE MINUTES OF CLASS; OR AS HOMEWORK):**

- Click here for complete [Activity Book](#) and [Answer Key](#).

Ages 2-5:

- "[God's Care for Us Coloring Sheet](#)" (provided in activity sheets)
- Shape animals out of play dough or draw them in shaving cream on a table.
- Help children make a bird feeder (pine cone covered with peanut butter and bird seed).
- Make a "sandwich board" for each child to wear home: There will be two pieces of "bread" (i.e., boards) and the child will be the peanut butter. Sandwich board #1 says, "God takes care of me!" Sandwich board #2 says, "...and He will take care of you!" Copy words for each side onto construction paper, cardboard, or card stock. Tape pieces of yarn to the boards to connect the two pieces over the child's shoulder. (Make sure the yarn is long enough for children to wear them as "sandwich boards.")

1st-2nd Graders:

- Blindfold one of the students and lead him/her around the room to demonstrate trust. Make sure they understand that trusting a fallible human does not compare to the trust we can have in God.
- "[Bible Worriers](#)" word search (provided in activity sheets)
- Make a word scramble sheet using key words from lesson.
- "[God Cares for Us](#)" crossword puzzle (provided in activity sheets)
- "[God Cares for Us](#)" word search (provided in activity sheets)

3rd-4th Graders:

- Blindfold one of the students and lead him/her around the room to demonstrate trust. Make sure they understand that trusting a fallible human does not compare to the trust we can have in God.
- "[Bible Worriers](#)" word search (provided in activity sheets)
- Make a word scramble sheet using key words from lesson.
- Discuss points 4-8 from the lesson first. Have students look up verses that go with points 1-3, and discuss how they apply to Matthew 6:19-34.

- “[God Cares for Us](#)” crossword puzzle (provided in activity sheets)
- “[God Cares for Us](#)” word search (provided in activity sheets)
- Have the children read *Jesus Teaches Us Not to Worry*, by Julie Stiegemeyer, Arch Books (DISCLAIMER: on p. 12, change “we’ll ever dwell” to “the saved will ever dwell”)

SONGS AND FINGERPLAYS:

“JESUS LOVES ME” ([Click to Hear](#))

Author: Anna B. Warner

Jesus loves me this I know.
For the Bible tells me so.
Little ones to Him belong.
They are weak but He is strong.

CHORUS:

Yes Jesus loves me.
Yes Jesus loves me.
Yes Jesus loves me.
The Bible tells me so.

Jesus love me when I’m good.
When I do the things I should.
Jesus loves me when I’m bad,
Though it make Him very sad.

(CHORUS)

“JESUS LOVES THE LITTLE CHILDREN” ([Click to Hear](#))

Author: Traditional

Jesus loves the little children,
All the children of the world,
Red and yellow, black and white,
They’re all precious in His sight.
Jesus loves the little children of the world.

Jesus died for all the children...
Jesus rose for all the children....

“READ YOUR BIBLE AND PRAY EVERYDAY” ([Click to Hear](#))

Author: Unknown*

If you read your Bible and pray everyday, you'll grow, grow, grow. (REPEAT)

Grow, grow, grow, grow,

Grow, grow, grow.

If you read your Bible and pray everyday, you'll grow, grow, grow.

(Make hand movements as if reading, praying, and like a child growing.)

If you neglect your Bible and forget to pray, you'll shrink, shrink, shrink.

(Make hand movements as if closing Bible, head gesture saying “No,” and like a child shrinking.)

(REPEAT)

Shrink, shrink, shrink, shrink,

Shrink, shrink, shrink.

If you neglect your Bible and forget to pray, you'll shrink, shrink, shrink.

(Make hand movements as if closing Bible, head gesture saying “No,” and like a child shrinking.)

So read your Bible and pray everyday, and you'll grow, grow, grow.

(Make hand movements as if reading, praying, and like a child growing.) (REPEAT)

Grow, grow, grow, grow,

Grow, grow, grow.

So read your Bible and pray everyday, and you'll grow, grow, grow.

(Make hand movements as if reading, praying, and like a child growing.)

“SEEK YE FIRST”

[See Internet for words and tune]

*Author Unknown: Please contact us through the feedback button for this lesson if you are aware of any copyright information for this song.

*** IF YOU HAVE SUGGESTIONS PERTAINING TO THIS LESSON, PLEASE CLICK THE “SUGGESTION” BUTTON BESIDE THE BUTTON FOR THIS LESSON ON THE CURRICULUM WEB SITE.



God's Care for Us; Our Commitment to Him

Matthew 6:25-34



New Testament 1
Part 2: The Sermon on the Mount

WEDNESDAY EVENING

New Testament 1 [Class Attendance Sheet](#) provided in activity sheets (NOTE: The document is interactive, allowing the teacher to type in the Class, Teacher, and the children's names.)

SCRIPTURE REFERENCES:

1 Kings 3-11; 2 Chronicles 1-9

MEMORY WORK:

YOUNGER CHILDREN: "He cares for you" (1 Peter 5:7).

OLDER CHILDREN: "But seek first the kingdom of God and His righteousness, and all these things shall be added to you" (Matthew 6:33).

SONGS AND FINGERPLAYS (SEE END OF SUNDAY'S LESSON FOR WORDS):

A [song book](#) and [audio recordings](#) of many of the curriculum songs are available on the curriculum Web site.

- ["Seek Ye First"](#)
- ["Jesus Loves Me"](#)
- ["Jesus Loves the Little Children"](#)
- ["Read Your Bible and Pray Everyday"](#)

LESSON VISUALS AND TEACHING AIDS (NOTE ANY DISCLAIMERS):

- Pictures demonstrating the "richness" of Solomon
- Visuals from Sunday's lesson

PERSONAL APPLICATION:

God does not want us to think more about **things** than about Him.

INTRODUCTION:

Review Sunday's lesson (see [N.T. 1 Review Questions](#) for example questions).

[N.T. 1 Bible Facts Flashcards](#) (provided under "N.T. 1 Bible Facts" on curriculum Web site)



POINTS TO EMPHASIZE:

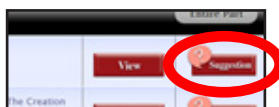
1. When Solomon became King of Israel, God offered to give him anything he wanted. Solomon asked for wisdom to be a good king. God was pleased with Solomon's request and promised to also give him power and great wealth. Solomon promised to always follow God.
2. But in time he forgot his promises to God. He let his riches and other people become more important to him than God. Solomon spent lots of time and gold building a magnificent Temple in Jerusalem. But then he eventually stopped worshipping God, and didn't teach his children to follow God either. His son and grandson led the Israelites farther and farther away from God. He taxed the people so that they became poorer, while he became richer and richer. The richer Solomon became, the less he thought about serving God in the right ways.
3. We should be careful to follow Jesus' example and not Solomon's.

PRE-CLASS ACTIVITIES/LEARNING CENTERS (TO BE USED AS CHILDREN ARE ARRIVING—**BEFORE** CLASS, AND UP TO THE FIRST FIVE MINUTES OF CLASS; OR AS HOMEWORK):

- Help preschool children to make small gift boxes with small pictures of God's gifts to us (cut from magazines or clip art) inside **or** make "God Cares for Me" booklets.
- Matching game on the chalkboard:
 1. We complained when we didn't have enough water.
 2. Jesus told me to sell all I had and give it to the poor (Matthew 19:21,22).
 3. I was fed bread and meat by ravens (1 Kings 17:1,4).
 4. God sent the Israelites this kind of bread from heaven (Exodus 16:14,31).
 5. God blessed me with great wealth (Genesis 13:5-6).
 6. I was a very rich king but forgot about my love for God.

Answers: Israelites; Rich Young Ruler; Elijah, manna, Abraham, Solomon

*** IF YOU HAVE SUGGESTIONS PERTAINING TO THIS LESSON, PLEASE CLICK THE "SUGGESTION" BUTTON BESIDE THE BUTTON FOR THIS LESSON ON THE CURRICULUM WEB SITE.



Be Careful about Being Judgmental, Critical, and Prejudiced

Matthew 7:1-6



SUNDAY MORNING

New Testament 1 [Class Attendance Sheet](#) provided in activity sheets (NOTE: The document is interactive, allowing the teacher to type in the Class, Teacher, and the children's names.)

SCRIPTURE REFERENCES:

Matthew 7:1-5; Luke 6:37-45; John 7:24; Romans 2:1-6; 14:10,12; James 2

MEMORY WORK:

“Therefore, whatever you want men to do to you, do also to them, for this is the Law and the Prophets” (Matthew 7:12).

SONGS AND FINGERPLAYS (SEE END OF LESSON FOR WORDS):

A [song book](#) and [audio recordings](#) of many of the curriculum songs are available on the curriculum Web site

- “[Jesus Loves the Little Children](#)”
- “[Oh, Be Careful, Little Eyes, What You See](#)”
- “[Choices](#)”

LESSON VISUALS AND TEACHING AIDS (NOTE ANY DISCLAIMERS):

- See [AP's Pinterest page](#) for ideas on bulletin boards, visuals, crafts, etc. [DISCLAIMER: Pins may sometimes need to be adjusted to be Scriptural.]
- [Jesus' Birth & Sermon](#) Bible fact cards (provided under “N.T. 1 Bible Facts” on curriculum Web site)
- “Summary of the Bible” from “[Kids Prep](#)” CD by Jeff Miller
- “Matthew Chapter Summary” from “[Kids Prep](#)” CD by Jeff Miller
- Betty Lukens' felt pieces
- “[Map of New Testament World](#)” (provided in map section of curriculum Web site)
- “[Map of Palestine](#)” (provided in map section of curriculum Web site)
- A bouquet of flowers (real or artificial) in different sizes, colors, shapes
- Plastic frogs of different sizes and colors, or pictures of different frogs
- Pictures of children or people from different countries
- Picture of what John the Baptizer might have looked like
- Pictures of things in nature that are different, yet the same (black horse/white horse; tall tree/short tree; furry cat/not-so-furry cat; birds that sing/birds that don't sing; flowers that smell lovely/flowers that don't smell at all; etc.). Make a flipchart called



“All Are Beautiful” to show that all these were created by God and all are beautiful to Him.

PERSONAL APPLICATION:

God wants me to treat others in the same way I want others to treat me.

LESSON STARTS HERE

INTRODUCTION: (YOUNGER CHILDREN)

Review previous Sermon on the Mount lessons. Lots of people want to like or dislike someone because of what they look like or something they do that's different from them, or because they don't share. Jesus taught us how to treat other people the way we want to be treated.

INTRODUCTION: (OLDER CHILDREN)

Review previous Sermon on the Mount lessons. A lot of the humor that we see in the movies and on TV revolves around making fun of someone or treating them badly. This is not what Jesus taught us about how to treat others.

POINTS TO EMPHASIZE:

1. Jesus used parts of the Sermon on the Mount to teach the multitudes how they should treat other people. Matthew 7 begins with His strong words against being critical of others (saying negative things about them) when we are guilty of the same or far worse things. Jesus knew that many of the Pharisees spent their time watching other people just to find something to criticize, while hoping to make themselves look better (more righteous, more religious).
2. We should never be critical or make fun of others just because they are “different” (handicapped, from a different country, have different skin color, go to a different school, etc.). (Show picture of John the Baptizer.) Remember that John the Baptizer seemed strange to a lot of people because of what he wore and where he lived. Jesus Himself was not like “everyone else” either. If John or Jesus came to your school or your neighborhood, would it be right to say things about them just because they look or act differently?
3. Look at these little frogs (use different colored plastic frogs or pictures of different frogs). Each one is a different color, lives in a different place, eats different foods, and makes different sounds. Which one does God love the most? He loves them all the same because He made each one. People are different as well. (Show pictures of children/people.) We look different, live in different places, eat different foods, wear different clothes, and speak different languages. Which one of us does God love the most? God loves us all the same!
4. If a new student comes to your school, do you decide if he or she is the “right kind” of person because of how he or she looks or talks? If two new people come to a party and one is dressed better than the other, are you friendlier and kinder to him? If you have a party, do you invite just the people that look like you, or do you include those who are different (e.g., disabled or a different skin color), too? God loves everyone (John 3:16), and He doesn't “play favorites” (show partiality), because He loves us all the same!
5. In Matthew 7:12, Jesus said we must not play favorites either. We must treat everyone like we want to be treated ourselves. Many people call this verse “The Golden Rule” because it

is very valuable and very important in helping us to live like Jesus. It is important to remember this verse because we are to treat others like we want to be treated seven days a week, 12 months a year. [“You shall love your neighbor as yourself” (Leviticus 19:18).]

6. If we judge others harshly, we also will be judged in the same way. Remember the Old Testament story of Esther? In the beginning of the book, arrogant Haman was very hateful toward Mordecai, Esther’s uncle, simply because Mordecai was different: he was a Jew. Haman built a gallows to hang Mordecai and kill all the Jews in the kingdom, but Haman didn’t know that Queen Esther was also a Jew. She pleaded with the king for her people, including her uncle. Haman was hanged on the gallows instead. He was judged according to how he had judged others.
7. Haman was prejudiced. Prejudice leads to feeling superior, then to contempt, and even to hatred. Prejudice makes light of Jesus’ sacrifice because He died for all men. We cannot be pleasing to God and be prejudiced towards others.



NOTE: Points six and seven may want to be left for Wednesday night. If taught on Wednesday night, go into more detail of Esther and Haman, possibly having students read different passages in class.



RECOMMENDED READING FOR TEACHERS: See the articles “[5 Reasons Racism is Ridiculous](#)” and “[To Judge, or Not to Judge?](#)” by Eric Lyons on the Apologetics Press Web site for relevant articles to this lesson.

PRE-CLASS ACTIVITIES/LEARNING CENTERS (TO BE USED AS CHILDREN ARE ARRIVING—**BEFORE** CLASS, AND UP TO THE FIRST FIVE MINUTES OF CLASS; OR AS HOMEWORK):

- Click here for complete [Activity Book](#) and [Answer Key](#).

Ages 2-5:

- “[Golden Rule Coloring Sheet](#)” (provided in activity sheets)
- Using stick puppets or hand puppets, act out “The Story of the Elephant.” Then let the children tell the story.
- Help the children make a magnetic “Golden Rule” card to take home. Have the memory verse and the words, “The Golden Rule” printed (or let them copy it if they’re able) on a piece of construction paper that looks like a ruler. Use magnetic strips from a craft store to attach magnets to the back.
- Talk about ways the children can be nice to someone.
- Game: Smile if it’s nice; frown if it isn’t nice. Use these and other situations: “Saying please.” “Pushing a friend.” “Sharing a toy.” “Taking something that isn’t yours.” “Saying thank you.” “Playing well with others.” “Making fun of someone.” “Using kind words.” “Holding the door open for someone.” “Giving a hug to someone you know.”

1st-2nd Graders:

- Play Tic Tac Toe or Hang-Man with facts from this and previous lessons (see [N.T. 1 Review Questions](#) for example questions)
- Write the words of the memory verse on the board. Erase one or two words at a time, while kids

have their heads down. Ask them to raise their heads and fill in the blanks. Repeat until they can say the entire verse.

- Help the children make a magnetic “Golden Rule” card to take home. Have the memory verse and the words, “The Golden Rule” printed (or let them copy it if they’re able) on a piece of construction paper that looks like a ruler. Use magnetic strips from a craft store to attach magnets to the back.
- Make different scenarios to give to the students for them to practice how they would use the Golden Rule. These can be said out loud, or write them on strips of paper and let the students draw/pick their card from a basket, bucket, etc.
- Play “Mother May I” using different situations. Give the children a situation. If it’s a good way to treat others, they take a step forward. If it’s not a good way to treat others, they don’t move. Use these and other situations: “Saying please.” “Pushing a friend.” “Sharing a toy.” “Taking something that isn’t yours.” “Saying thank you.” “Playing well with others.” “Making fun of someone.” “Using kind words.” “Holding the door open for someone.” “Giving a hug to someone you know.”
- “[The Golden Rule](#)” word search (provided in activity sheets)

3rd-4th Graders:

- Have the children read Matthew 7.
- Give the children concordances (preferably children’s concordances), and ask them to look for scriptures about judging.
- Play Tic Tac Toe or Hang-Man with facts from this and previous lessons (see [N.T. 1 Review Questions](#) for example questions)
- Write the words of the memory verse on the board. Erase one or two words at a time, while kids have their heads down. Ask them to raise their heads and fill in the blanks. Repeat until they can say the entire verse.
- Make different scenarios to give to the students for them to practice how they would use the Golden Rule. These can be said out loud, or write them on strips of paper and let the students draw/pick their card from a basket, bucket, etc.
- “[The Golden Rule](#)” word search (provided in activity sheets)
- “[Fill in the Blank Activity: Luke 6:37-45](#)” (provided in activity sheets)
- Have the children read *The Berenstain Bears and the Golden Rule*, by Mike Berenstain

SONGS

“JESUS LOVES THE LITTLE CHILDREN” ([Click to Hear](#))

Author: Traditional

Jesus loves the little children,
All the children of the world,
Red and yellow, black and white,
They’re all precious in His sight.
Jesus loves the little children of the world.

Jesus died for all the children...
Jesus rose for all the children....

“OH, BE CAREFUL, LITTLE EYES, WHAT YOU SEE” ([Click to Hear](#))

Author: Unknown*

Oh, be careful little eyes what you see. (point to eyes)

Oh, be careful little eyes what you see.

For the Father up above,

Is looking down in love.

So, be careful little [eyes] what you see.

Oh, be careful little ears what you hear...

Oh, be careful little mouth what you say...

Oh, be careful little hands, what you do...

Oh, be careful little feet, where you go...

Oh, be careful little mind what you think...

“CHOICES” ([Click to Hear](#))

Author: Unknown*

(Tune: “Yankee Doodle”)

Everyday and in every way,

We all make our choices.

We say, “Yes,” or we say, “No,” by using our own voices.

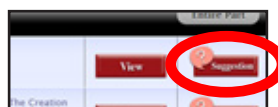
Help us Lord to do what’s right,

Everyday and every night.

Help us Lord to do what’s right; we want to make good choices.

*Author Unknown: Please contact us through the feedback button for this lesson if you are aware of any copyright information for this song.

*** IF YOU HAVE SUGGESTIONS PERTAINING TO THIS LESSON, PLEASE CLICK THE “SUGGESTION” BUTTON BESIDE THE BUTTON FOR THIS LESSON ON THE CURRICULUM WEB SITE.



Be Careful about Being Judgmental, Critical, and Prejudiced

Matthew 7:1-6



New Testament 1
Part 2: The Sermon on the Mount

WEDNESDAY EVENING

New Testament 1 [Class Attendance Sheet](#) provided in activity sheets (NOTE: The document is interactive, allowing the teacher to type in the Class, Teacher, and the children's names.)

SCRIPTURE REFERENCES:

Matthew 7:1-5; Luke 6:37-45; John 7:24; Romans 2:1-6; 14:10,12; James 2

MEMORY WORK:

“Therefore, whatever you want men to do to you, do also to them, for this is the Law and the Prophets” (Matthew 7:12).

SONGS AND FINGERPLAYS (SEE END OF SUNDAY'S LESSON FOR WORDS):

A [song book](#) and [audio recordings](#) of many of the curriculum songs are available on the curriculum Web site.

- [“Jesus Loves the Little Children”](#)
- [“Oh, Be Careful, Little Eyes, What You See”](#)
- [“Choices”](#)

LESSON VISUALS AND TEACHING AIDS (NOTE ANY DISCLAIMERS):

- See [AP's Pinterest page](#) for ideas on bulletin boards, visuals, crafts, etc. [DISCLAIMER: Pins may sometimes need to be adjusted to be Scriptural.]
- [Jesus' Birth & Sermon](#) Bible fact cards (provided under “N.T. 1 Bible Facts” on curriculum Web site)
- “Summary of the Bible” from [“Kids Prep”](#) CD by Jeff Miller
- “Matthew Chapter Summary” from [“Kids Prep”](#) CD by Jeff Miller
- Betty Lukens' felt pieces
- [“Map of New Testament World”](#) (provided in map section of curriculum Web site)
- [“Map of Palestine”](#) (provided in map section of curriculum Web site)
- A bouquet of flowers (real or artificial) in different sizes, colors, shapes
- Plastic frogs of different sizes and colors, or pictures of different frogs
- Pictures of children or people from different countries
- Picture of what John the Baptizer might have looked like
- Pictures of things in nature that are different, yet the same (black horse/white horse; tall tree/short tree; furry cat/not-so-furry cat; birds that sing/birds that don't sing; flowers that smell lovely/flowers that don't smell at all; etc.). Make a flipchart called



“All Are Beautiful” to show that all these were created by God and all are beautiful to Him.

PERSONAL APPLICATION:

God wants me to treat others in the same way I want others to treat me.

INTRODUCTION:

Review Sunday’s lesson (see [N.T. 1 Review Questions](#) for example questions).

[N.T. 1 Bible Facts Flashcards](#) (provided under “N.T. 1 Bible Facts” on curriculum Web site)

POINTS TO EMPHASIZE:

1. The Old Testament said, “An eye for an eye and a tooth for a tooth,” but it did not allow people to take revenge into their own hands (Leviticus 24:19-24). “An eye for an eye...” was simply a way to help judges decide how to give punishments that would fit various crimes.
2. It also did not command the Jews to hate their enemies. The Old Testament did not command or encourage hateful, vengeful actions toward other people (Leviticus 19:17-18; Exodus 23:4-5). The Old Law limited retaliation to avoid abuses and make the punishment fit the crime, allowing punishment to be determined only by a (hopefully, unbiased) judge (Deuteronomy 19:18).
3. Solomon encouraged kindness to enemies as much for our own benefit as for theirs (Proverbs 25:21; 24:29). Jesus said that we should not treat enemies as they treat us; instead, we should do good to them and pray for them. If they strike us on one cheek, we should not strike them back. Instead, we should have an attitude that would cause us to allow our enemies to strike us on the other cheek as well. Jesus was often insulted and mistreated, but He never tried to “get back” at anyone.

PRE-CLASS ACTIVITIES/LEARNING CENTERS (TO BE USED AS CHILDREN ARE ARRIVING—**BEFORE** CLASS, AND UP TO THE FIRST FIVE MINUTES OF CLASS; OR AS HOMEWORK):

See Sunday’s lesson

*** IF YOU HAVE SUGGESTIONS PERTAINING TO THIS LESSON, PLEASE CLICK THE “SUGGESTION” BUTTON BESIDE THE BUTTON FOR THIS LESSON ON THE CURRICULUM WEB SITE.



Listen and Obey:

The Wise and Foolish Builders

Matthew 7:24-27



New Testament 1
Part 2: The Sermon on the Mount

SUNDAY MORNING

New Testament 1 [Class Attendance Sheet](#) provided in activity sheets (NOTE: The document is interactive, allowing the teacher to type in the Class, Teacher, and the children's names.)

SCRIPTURE REFERENCES:

Matthew 7:21-27; Luke 6:46-49; James 1:22-25

MEMORY WORK:

"But why do you call me 'Lord, Lord,' and do not do the things which I say?" (Luke 6:46).

SONGS AND FINGERPLAYS (SEE END OF LESSON FOR WORDS):

A [song book](#) and [audio recordings](#) of many of the curriculum songs are available on the curriculum Web site

- ["The Wise Man Built His House Upon the Rock"](#)
- ["The More We Read the Bible"](#)
- ["God Wants Us to Obey"](#)

LESSON VISUALS AND TEACHING AIDS (NOTE ANY DISCLAIMERS):

- See [AP's Pinterest page](#) for ideas on bulletin boards, visuals, crafts, etc. [DISCLAIMER: Pins may sometimes need to be adjusted to be Scriptural.]
- [Jesus' Birth & Sermon](#) Bible fact cards (provided under "N.T. 1 Bible Facts" on curriculum Web site)
- "Summary of the Bible" from "[Kids Prep](#)" CD by Jeff Miller
- "Matthew Chapter Summary" from "[Kids Prep](#)" CD by Jeff Miller
- Betty Lukens' felt pieces
- ["Map of New Testament World"](#) (provided in map section of curriculum Web site)
- ["Map of Palestine"](#) (provided in map section of curriculum Web site)
- Build two sugar cube or Lincoln Log houses in a sandbox. Or put styrofoam under some sand to serve as a good "foundation" and build houses of Popsicle sticks, sticking the sticks into the styrofoam. For the foolish man's house, put Popsicle sticks in the sand, with no "foundation."
- Traffic signs
- Make a flipchart to use in telling the story.



PERSONAL APPLICATION:

I must do what God tells me to do in His Word—the Bible.

LESSON STARTS HERE

INTRODUCTION: (YOUNGER CHILDREN)

Just like our parents tell us stories, sometimes Jesus told stories to teach His lessons. His were stories that helped people obey God better.

INTRODUCTION: (OLDER CHILDREN)

Have your parents ever told you to do something, and you heard them, but did not do what they said? What happens when you do that? Isn't it easier for you if you do what your parents ask the first time? Just like children with their parents, people often hear God's Word, but don't obey. Jesus used a story to tell people how much better it is if they obey God.

POINTS TO EMPHASIZE:

1. Jesus knew that many of the people who followed Him to hear His sermons and to see Him perform miracles would listen but would not obey His words. So, He told them a short story with a special meaning (a parable) about two men who each built a house.
2. Today, when a house is built, the builder first has to make sure the ground is level. Then concrete trucks come and pour a foundation for the house to sit on. The concrete has to be leveled carefully and then allowed to dry and harden. Then, and only then, can the house be built. For big, tall buildings, sometimes the builders have to “dig deep” to have a strong enough foundation to hold the steel, bricks, and glass that the building is made of. To build a strong house, the builder must follow the blueprints (the instructions) exactly.
3. In this parable, it seems that the two builders are discussed. They probably had the same materials with which to work and the same plans. Their houses would not have necessarily appeared to be different from the outside. But one house had problems, because the foundation was not what it should have been.
4. The wise man “dug deep” (Luke 6:48) so that he could make a solid foundation on which to build his house. He built on the solid rock that was under the dirt and/or sand, which was as firm as concrete. But the foolish man decided to take shortcuts and built his house on unstable sand. Then a terrible storm came. The wise man's house was safe and snug, completely unaffected by the winds and rain. But the foolish man's house came crashing down in pieces, because it was not built on a solid rock foundation.
5. Jesus used this story to teach the crowds the importance of not just hearing what He said but also obeying His words. Everything in life will go better if we build our lives on the solid foundation of God's Word (listen to His Word and obey His instructions exactly). We can't make up our own rules or try to do things differently than what the Bible says. [Discuss with the **older children**: storms of life—peer pressure, temptations, etc. Poor foundations—listening to other people and trying to please them instead of God; being overly concerned about having things, about physical appearance, about spending most of our time having fun, etc.]

PRE-CLASS ACTIVITIES/LEARNING CENTERS (TO BE USED AS CHILDREN ARE ARRIVING—BEFORE CLASS, AND UP TO THE FIRST FIVE MINUTES OF CLASS; OR AS HOMEWORK):

- Click here for complete [Activity Book](#) and [Answer Key](#).

Ages 2-5:

- Make (or buy) a small tool belt for each child. Make cardboard tools with key words from the parable on each one.
- “[Listen and Obey Coloring Sheet](#)” (provided in activity sheets)

1st-2nd Graders:

- Let kids make houses from modeling clay or Play-Doh which they can mount on smooth rock. Let them write on the rock, “A wise man builds his house on God’s Word.”
- Enlarge the words of the memory verse on magnetic cards. Let children put the cards in order.
- “[Listen and Obey Word Search](#)” (provided in activity sheets)

3rd-4th Graders:

- If they have yet to do so this quarter, have the children read Matthew 7 and Luke 6.
- Enlarge the words from the parable and put them on magnetic cards. Let the children put the cards in order.
- “[Listen and Obey Word Search](#)” (provided in activity sheets)
- “[Listen and Obey Activity: Matthew 7:21-27](#)” (provided in activity sheets)
- Have the children read:
 - *Stand Strong: The Parable of the Wise and Foolish Builders* (by Claudia Courtney; Phonetic Bible Stories)
 - *The Tale of Peter Rabbit* (Rainbow Books)

SONGS:

“THE WISE MAN BUILT HIS HOUSE UPON THE ROCK” ([Click to Hear](#))

Author: Ann Omley; Revised by: Jeff Miller
(Tune: See Internet)

VERSE 1:

The wise man built his house upon the rock. (3X)
And the rains came tumbling down.

CHORUS:

Oh! The rains came down, and the floods came up.
The rains came down, and the floods came up. (REPEAT)

And the wise man’s house stood firm.

VERSE 2:

But! The foolish man built his house upon the sand.
The foolish man built his house upon the sand. (REPEAT)
And the rains came tumbling down.

(CHORUS)

And the foolish man's house went splat.

VERSE 3:

So! Build your house on the Word of Jesus Christ.
Build your house on the Word of Jesus Christ. (REPEAT)
And the blessings will come down.

Oh! The blessings come down as the prayers go up.
The blessings come down as the prayers go up. (REPEAT)
So build your house on the Word of Jesus Christ.

“THE MORE WE READ THE BIBLE” ([Click to Hear](#))

Author: Unknown*

(Tune: “The More We Get Together”)

The more we read the Bible,
The Bible, the Bible,
The more we read the Bible,
The happier we'll be.

We'll learn about Jesus,
And how we can please Him.
The more we read the Bible,
The happier we'll be.

“GOD WANTS US TO OBEY” ([Click to Hear](#))

Author: Unknown*

(Tune: “For He's a Jolly Good Fellow”)

God wants us to obey Him.
God wants us to obey Him.
God wants us to obey Him.
The Bible tells us so.

*Author Unknown: Please contact us through the feedback button for this lesson if you are aware of any copyright information for this song.

*** IF YOU HAVE SUGGESTIONS PERTAINING TO THIS LESSON, PLEASE CLICK THE
“SUGGESTION” BUTTON BESIDE THE BUTTON FOR THIS LESSON ON THE
CURRICULUM WEB SITE.



Listen and Obey:

The Wise and Foolish Builders

Matthew 7:24-27



New Testament 1
Part 2: The Sermon on the Mount

WEDNESDAY EVENING

New Testament 1 [Class Attendance Sheet](#) provided in activity sheets (NOTE: The document is interactive, allowing the teacher to type in the Class, Teacher, and the children's names.)

SCRIPTURE REFERENCES:

Matthew 7:21-27; Luke 6:46-49; James 1:22-25

MEMORY WORK:

"But why do you call me 'Lord, Lord,' and do not do the things which I say?" (Luke 6:46).

SONGS AND FINGERPLAYS (SEE END OF SUNDAY'S LESSON FOR WORDS):

A [song book](#) and [audio recordings](#) of many of the curriculum songs are available on the curriculum Web site.

- ["The Wise Man Built His House Upon the Rock"](#)
- ["The More We Read the Bible"](#)
- ["God Wants Us to Obey"](#)

LESSON VISUALS AND TEACHING AIDS (NOTE ANY DISCLAIMERS):

- See [AP's Pinterest page](#) for ideas on bulletin boards, visuals, crafts, etc. [DISCLAIMER: Pins may sometimes need to be adjusted to be Scriptural.]
- [Jesus' Birth & Sermon](#) Bible fact cards (provided under "N.T. 1 Bible Facts" on curriculum Web site)
- "Summary of the Bible" from "[Kids Prep](#)" CD by Jeff Miller
- "Matthew Chapter Summary" from "[Kids Prep](#)" CD by Jeff Miller
- Betty Lukens' felt pieces
- "[Map of New Testament World](#)" (provided in map section of curriculum Web site)
- "[Map of Palestine](#)" (provided in map section of curriculum Web site)
- Build two sugar cube or Lincoln Log houses in a sandbox. Or put styrofoam under some sand to serve as a good "foundation" and build houses of Popsicle sticks, sticking the sticks into the styrofoam. For the foolish man's house, put Popsicle sticks in the sand, with no "foundation."
- Traffic signs
- Make a flipchart to use in telling the story.
- Bring pictures of the different stages of a house being built. Have a construction



worker/carpenter talk about how to build a house and the importance of having a good foundation.

PERSONAL APPLICATION:

I must do what God tells me to do in His Word—the Bible.

INTRODUCTION/POINTS TO EMPHASIZE:

Review Sunday’s lesson (see [N.T. 1 Review Questions](#) for example questions).

[N.T. 1 Bible Facts Flashcards](#) (provided under “N.T. 1 Bible Facts” on curriculum Web site)

PRE-CLASS ACTIVITIES/LEARNING CENTERS (TO BE USED AS CHILDREN ARE ARRIVING—**BEFORE** CLASS, AND UP TO THE FIRST FIVE MINUTES OF CLASS; OR AS HOMEWORK):

See Sunday’s lesson

*** IF YOU HAVE SUGGESTIONS PERTAINING TO THIS LESSON, PLEASE CLICK THE “SUGGESTION” BUTTON BESIDE THE BUTTON FOR THIS LESSON ON THE CURRICULUM WEB SITE.

