

C-Level Clone
expertise at every position

Medical Supply & Personal Protection Equipment



Product Catalog

May 2020


C-Level Clone


www.c-levelclone.com


68 Marathon Street, Arlington, MA 02174


(833) 4CLEVEL (833) 425-3835

 <p>The image shows a white box for the 3M 8210 Particulate Respirator. The box features the 3M logo and the model number 8210. Text on the box includes 'Particulate Respirator', '3M recommended for sanding, grinding, sawing, sweeping and insulating', and 'Adjustable noseclip' and 'Soft nosefoam'. A white respirator with yellow straps is shown in front of the box. The respirator has a 'WARNING' label and 'N95' certification markings.</p>	<p>3M 8210 - N95 Particulate Respirator- Box of 20</p> <p>This classic disposable N95 particulate respirator is designed to help provide comfortable, reliable worker respiratory protection against certain non-oil-based particles.</p> <p>Two-strap design with welded dual point attachment helps provide a secure seal</p> <p>Cushioning nose foam</p> <p>Lightweight construction promotes greater worker acceptance and may help increase wear time</p> <p>Advanced electrostatic media is designed for ease of breathing</p>
<p>PRICE</p>	<p>Call for price</p>
<p>CERTIFICATION</p>	<p>CE, FDA, NIOSH</p>

 <p>The image shows a white box for the 3M 1860 Health Care Particulate Respirator and Surgical Mask. The box features the 3M logo and the model number 1860. Text on the box includes 'Health Care Particulate Respirator and Surgical Mask', 'Respirateur contre les particules pour soins de santé et masque chirurgical', and 'Respirador para partículas y mascarilla quirúrgica para cuidado de la salud'. A blue respirator with white straps is shown in front of the box. The respirator has 'N95' certification markings and a 'WARNING' label.</p>	<p>3M 1860 - N95 Particulate Respirator - Box of 20</p> <p>This healthcare respirator is designed to help provide respiratory protection for the wearer. It meets CDC guidelines for Mycobacterium tuberculosis exposure control.</p> <p>As a disposable particulate respirator, it is intended to help reduce wearer exposure to certain airborne particles including those generated by electrocautery, laser surgery, and other powered medical instruments.</p> <p>As a surgical mask, it is designed to be fluid resistant to splash and spatter of blood or any fluids and other infectious materials.</p>
<p>PRICE</p>	<p>Call for price</p>
<p>CERTIFICATION</p>	<p>CE, FDA, NIOSH</p>

	<p>3M 1860S - N95 Particulate Respirator - Box of 20</p> <p>This is a size small of the Standard 3M 1860 N95 Particulate Respirator. This classic disposable N95 particulate respirator is designed to help provide comfortable, reliable worker respiratory protection against certain non-oil-based particles.</p> <p>Two-strap design with welded dual point attachment helps provide a secure seal</p> <p>Cushioning nose foam</p> <p>Lightweight construction promotes greater worker acceptance and may help increase wear time</p> <p>Advanced electrostatic media is designed for ease of breathing</p>
<p>PRICE</p>	<p>Call for price</p>
<p>CERTIFICATION</p>	<p>CE, FDA, NIOSH</p>


	<p>KN95 Face Mask Box of 50</p> <p>The KN95 Face Mask adopts national protection level, can effectively protect the external dust and bacteria.</p> <p>Made of high-quality material, the KN95 Face Mask can keep you comfortable and breathable while giving you safety protection.</p>
<p>PRICE</p>	<p>Call for price</p>
<p>CERTIFICATION</p>	<p>CE, FDA</p>
	<p>HG Disposable Face Mask Box of 50</p>

	<p>The HG Disposable Face Mask is made of 3-layer protection system for bring you a higher safety level.</p> <p>Offers great protection from dust, various bacterial viruses</p>
<p>PRICE</p>	<p>Call for price</p>
<p>CERTIFICATION</p>	<p>CE, FDA</p>


SANITIZER LAMP


	<p>Footoon Mini UV Sanitizer Lamp Box of 120</p> <p>The Footoon Mini UV Sanitizer Lamp is easy to carry and use, suitable for home, office, travel, business trip etc.</p> <p>The Footoon Mini UV Sanitizer Lamp adopts ultraviolet light to remove bacteria that covers on housewares</p> <p>Built-in automatic safety switch will protect a safe operation too.</p>
<p>PRICE</p>	<p>Call for price</p>
<p>CERTIFICATION</p>	<p>ROHS/CE/FCC</p>

PROTECTIVE COVERALL


	<p>Medical Disposable Protective Coverall Box of 35</p> <p>The Medical Disposable Protective Cover all can block dust, water stains, various bacteria and viruses.</p> <p>Higher Security Level with a sealing strip for tighter protection.</p>
	<p>PRICE</p> <p>CERTIFICATION</p>

DISPOSABLES


	<p>Disposable Protective Glasses</p> <p>The Disposable Protective Glasses is made of a scratch-resistant sponge pad for safer and more comfortable skin, and n-mold injection molding process for leak-proof and safer.</p> <p>Lenses are made of medical grade PC with Anti-fog treatment. Disposable Protective Glasses will bring you a clearer view.</p> <p>The Disposable Protective Glasses uses the barrier-type breathable design, which is more secure and blocks droplets, liquids and viruses from entering.</p>
	<p>PRICE</p> <p>CERTIFICATION</p>

	<p>Disposable Protective Gloves Pair of 50</p> <p>The Disposable Protective Gloves is created with medical grade synthetic rubber.</p> <p>Offers higher puncture resistance, highly stretchable and durable.</p> <p>Made with latex-free synthetic rubber and without powder, the gloves are an excellent choice for individual with rubber and powder sensitivities</p>
	<p>PRICE</p> <p>CERTIFICATION</p>

INFRARED THERMOMETER


	<p>Clinical Infrared Thermometer</p> <p>The Clinical Infrared Thermometer measures the body temperature based on the infrared energy emitted from the eardrum or the forehead.</p> <p>Clinical Infrared Thermometer possesses forehead mode/ear mode/object mode which is shown in a clear HD LCD display.</p>
	<p>PRICE</p> <p>CERTIFICATION</p>


GOWNS

	ANSI/AAMI Level 3-Isolation Gowns
	<p>Specifications</p> <ul style="list-style-type: none">• Certifications: FDA• Material: PP/PE, SMS/SMMS• Size: M/L/XL/XXL• Packing: 50pcs/carton, 60x40x50cm/10kgs.• Weight per carton : 10 Kgs• Feature: Disposable• Application: Hospital
PRICE	Call for price
CERTIFICATION	FDA


Critical Care


CRITICAL CARE – DRAGER


	<p>DRAGER Fabius Plus NIV Ventilator</p> <p>Best – in ventilation quality</p> <p>Modular and flexible workstations</p> <p>Ergonomic design dan user interface</p> <p>Proven Technology</p>
<p>PRICE</p>	<p>Call for price</p>
<p>CERTIFICATION</p>	<p>CE/FDA/NIOSH</p>

	<p>PRIMUS</p> <ul style="list-style-type: none"> • E-EVENT TM PLUS Electrically driven high precision ventilator offers almost the same high performance as an intensive care respirator. • ELECTRONIC FRESH GAS DELIVERY High leak tightness and a minimum fresh gas flow and allow a virtually closed system • HUMAN INTERFACE AND EXTENDED MONITORIN The intuitive cockpit offers and un paralleled range of tools and functions • ERGONOMIC WORKPLACE DESIGN The open architecture support varying needs and permits flexible workplace design. • UP GRADES AND OPTIONS Primus grows as the users needs grow, thanks to scalable performance
<p>PRICE</p>	<p>Call for price</p>
<p>CERTIFICATION</p>	<p>CE/FDA/NIOSH</p>

 <p>The image shows the Savina 300 ventilator, a white, four-wheeled machine with a control panel on top and a large, adjustable arm extending from the side. The control panel features a color display and several buttons. A blue bag is hanging from the arm.</p>	<p>SAVINA 300</p> <ul style="list-style-type: none"> • State-of-the-art ventilation modes combined with the independence and power of a turbine-driven ventilator • Stress-free spontaneous breathing at any time and at any pressure level • Simple user interface focusing on essential controls and parameters • Appealing design blends well in the modern hospital environment • Integrated safety concept to protect your patients
<p>PRICE</p>	<p>Call for price</p>
<p>CERTIFICATION</p>	<p>CE/FDA/NIOSH</p>

 <p>The image shows the Evita V-300 ventilator, a white, upright machine with a large color display at the top. The display shows a graph and various numerical values. Below the display are two large, blue, adjustable knobs and a central control panel. The machine has a compact, boxy design.</p>	<p>EVITA V-300</p> <ul style="list-style-type: none"> • Ventilations for adult, children and neonate: invasive, noninvasive and with O2-therapy • Volume or pressure-controlled ventilation, spontaneous breathing • Independence duo to optional gas and power supply units with compressed air • Flexible workstation integration by attaching to supply unit or trolley • Individually adjustable configuration easily transferred via USB • Context- sensitive help function facilitates setting the ventilation parameters and explains device functions.
<p>PRICE</p>	<p>Call for price</p>
<p>CERTIFICATION</p>	<p>CE/FDA/NIOSH</p>

	<p>The Prismaflex® System</p> <p>Flexibility that meets the strict demands of multiple blood purification therapies</p> <p>Deliver a complete range of continuous extracorporeal blood therapies with a highly versatile platform that can be customized to specific patient needs. Safe and easy to use, the Prismaflex system is your single solution for multiple intensive care therapies.</p> <p>Features of Prismaflex System:</p> <ol style="list-style-type: none"> 1. A single system for all CRRT therapies, including SCUF, CVVH, CVVHD, CVVHDF, and TPE. 2. Industry-leading fluid management accuracy 3. Integrated design functions for effective anticoagulation management. 4. Convenient and simple oversight of pre- and post-dilution mixing points through two integrated pinch clamps. 5. Multiple fluid therapeutic combinations and optimum dose delivery capabilities through a high flow-rate pump and four fluid pumps .
	<p>PRICE</p> <p>CERTIFICATION</p>

	<p>Filter Prismaflex M60/M100 Set</p> <p>Created with acrylonitrile and sodium methallyl sulfonate copolymer (AN69) providing diffusion, convection and adsorption</p>
	<p>PRICE</p> <p>CERTIFICATION</p>



TPE Set

Pre-connected plasma filters for therapeutic plasma exchange (TPE)

Flexibility & Ease of Use

- Built-in prescription assistance
- Pre-connected TPE set with auto-recognition feature to reduce set-up and disposal time
- Over 50% reduction in prime cycle to facilitate faster initiation of therapy
- Integrated anti-coagulation and infusion pre-blood pump (PMP) to reduce clinical interventions
- Increased blood flow rates and replacement volume capability to optimize treatment protocols

PRICE

Call for price

CERTIFICATION

CE/FDA



HEMOSOL BO

Gambro offers a variety of dialysate and replacement fluids to match your patients' specific needs.

A full range of bicarbonate buffered solutions with various ionic formulations enhance the prescription flexibility.

Ingredient Hemosol BO

	mmol/l	mEq/l
Sodium Na+	140	140
Potassium K+	0	0
Calcium Ca2+	1.75	3.50
Magnesium Mg2+	0.5	1.0
Chloride Cl-	109.5	109.5
Hydrogen carbonate HCO3-	32	32
Lactate-	3	3
Glucose	0	0

PRICE

Call for price

CERTIFICATION

CE/FDA



Molecular Adsorbent Recirculating System

The MARS® system removes protein-bound and water-soluble toxins with albumin dialysis. This enhances the regeneration of liver cells and reduces plasma toxins. The MARS system combines the efficacy of sorbents to remove albumin-bound toxins with the high selectivity of highly biocompatible dialysis membranes. In this way, common dialysis or CRRT machines can be expanded into a modern system for liver support therapy. The blood of the extracorporeal circuit runs through the fibers of the MARS® FLUX dialyzer. Water-soluble and protein-bound toxins in the blood can pass through the membrane due to the albumin dialysate on the other side. The now toxin-enriched albumin solution is then passed through another dialyzer to remove water-soluble toxins. Albumin-bound toxins are removed in the two absorber cartridges, one filled with activated charcoal, the other with an anion exchanger. The regenerated albumin solution is then ready for new uptake of toxins from the blood. In the US, the MARS® system is cleared for use in the treatment of drug overdose and poisonings only. It is not indicated in the US for the treatment of chronic liver conditions or as a bridge to liver

PRICE

Call for price

CERTIFICATION

CE/FDA

HEALTH IMAGING

CR PRODUCT



DIRECTVIEW Max CR System*

Formerly named DIRECTVIEW CR 975

The DIRECTVIEW Max CR System maximizes throughput, productivity and patient satisfaction.


- Reduces radiographer queuing and allows images to be forwarded directly to multiple networks and the exam room.
- Offers faster throughput, easier cassette loading, expanded software capabilities, and reduced service access requirements for greater placement flexibility.


PRICE


Call for price

CERTIFICATION


FDA, UL, cUL, CE

	<p>DIRECTVIEW Classic CR System</p> <p>Improve your workflow and boost productivity with the compact, single-cassette DIRECTVIEW Classic CR system.</p> <ul style="list-style-type: none"> • Streamlines workflow for higher productivity and patient throughput. • Produces high-quality images and allows placement in any X-ray room or x-ray control console room.
	<p>PRICE</p> <p>CERTIFICATION</p>


	<p>CARESTREAM Vita CR Systems</p> <p>Compact and affordable computed radiography CARESTREAM Vita CR Systems are designed for small-to-midsize hospitals, clinics and practices that need compact digital solutions at an affordable price. With three options for throughput speed, Vita computed radiography systems offer in-house, high-quality digital imaging to fit your workflow.</p> <p>More than 18,500 Vita CR Systems have been sold throughout the world, making Carestream your trusted source for desktop CR.</p>
	<p>PRICE</p> <p>CERTIFICATION</p>


	<p>CARESTREAM Vita FLEX CR System</p> <p>TWO WAYS TO SAVE SPACE – FlexFit</p> <p>Vita Flex’s benefits for small offices don’t end with its compact footprint. You can add the –fit that’s best for you.</p> <p>Vita Flex –is on a tabletop, desktop, sitting on the door or in the back of a van. You can position it in a traditional horizontal configuration or set it up vertically if that’s better for your space. Now that’s flexibility.</p>
	<p>PRICE</p> <p>CERTIFICATION</p>


ANALOG SYSTEM


	<p>CARESTREAM Q-Rad X-Ray Systems</p> <p>Medical Imaging Excellence, Made Economical</p> <p>CARESTREAM Q-Rad floor-mounted x-ray systems are ideal for busy imaging centers, orthopedic offices, private practices, urgent care facilities and ER overflow rooms.</p> <p>The analog systems offer full positioning functionality, ease of use and the highest degree of image quality for enhanced patient care. Q-Rad Systems are configured and priced for your facility.</p>
	<p>PRICE</p> <p>CERTIFICATION</p>


DENTAL SYSTEMS


	<p>CS 9000 3D Extraoral Imaging System</p> <p>As one of the most user-friendly Cone Beam Computed Tomography (CBCT) systems on the market, the CS 9000 3D Extraoral Imaging System offers several versatile solutions for your extraoral imaging needs.</p> <p>Combining focused-field 3D technology with dedicated panoramic imaging, this affordable 2-in-1 unit delivers the best of both worlds, offering the highest resolution and the lowest radiation dose.</p>
<p>PRICE</p>	<p>Call for price</p>
<p>CERTIFICATION</p>	<p>FDA, UL, cUL, CE</p>


	<p>CS 9300</p> <p>Imagine you could perform all of your exams with one system. How much time would you save? With the revolutionary CS 9300, the answer is at your fingertips.</p> <p>Featuring dual modality panoramic and 3D imaging with exceptional detail and range, the all-new CS 9300 is the perfect all-in-one solution for your practice</p>
<p>PRICE</p>	<p>USD39,000.00/SET</p>
<p>CERTIFICATION</p>	<p>FDA, UL, cUL, CE</p>


	<p>CS 2200 System</p> <p>The CS 2200 Intraoral X-Ray System maximizes your diagnostic abilities and improves your workflow. Featuring an intuitive and user-friendly design, the unit's very high-frequency (DC) x-ray generator ensures superior image quality and reproducibility, with improved safety conditions.</p> <p>What's more, the unit's new timer is a model of simplicity further ensuring quick, safe and simple image acquisition.</p>
<p>PRICE</p>	<p>Call for price</p>
<p>CERTIFICATION</p>	<p>FDA, UL, cUL, CE</p>


	<p>RVG 5100 SYSTEMS</p> <p>Take a first step into digital dental radiography with the RVG 5100 Digital Radiography System. An ideal solution for your basic intraoral imaging needs, the easy-to-use sensor uses lightning-fast USB 2.0 technology to deliver exceptional images quickly and easily.</p> <p>With a true resolution of 14 lp/ mm, the RVG 5100 System delivers dental radiography images of the same or higher quality than other intraoral sensors on the market—so you no longer have to sacrifice image quality for affordability.</p>
	<p>PRICE</p> <p>Call for price</p> <p>CERTIFICATION</p> <p>FDA, UL, cUL, CE</p>

	<p>RVG 6100 SYSTEMS</p> <p>As our bestselling RVG sensor, the RVG 6100 Digital Radiography System is the ideal solution for any oral healthcare professional.</p> <p>Featuring a lightning-fast USB 2.0 connection, the sensor produces crystal-clear images in a snap—giving you instant access to the highest quality intraoral images in the industry.</p> <p>Combined with our exclusive LOGICON Caries Detection Software, the system is the natural choice for professionals seeking the utmost precision and reliability.</p>
	<p>PRICE</p> <p>Call for price</p> <p>CERTIFICATION</p> <p>FDA, UL, cUL, CE</p>

	<p>RVG 6500 SYSTEMS</p> <p>The RVG 6500 System features the latest innovations in digital radiography—while still delivering the highest image resolution (> 20 lp/mm). You can also acquire and diagnose images on an iPad, without the need for extra monitors and rewiring. And, since it's Wi-Fi enabled, you can also keep your operatories cable-free.</p> <p>The result: faster, better mobile performance with no loss in image quality. With a system this flexible and affordable, the RVG 6500 System is the ideal solution for even the most demanding applications.</p>
	<p>PRICE</p> <p>Call for price</p> <p>CERTIFICATION</p> <p>FDA, UL, cUL, CE</p>

	<p>8000C Digital Panoramic and Cephalometric System</p> <p>The 8000C System generates high-quality diagnostic images each and every time you use it. Easily capture clear panoramic and cephalometric X-ray images with optimal image density, use the sharpness filter to visualize the most important clinical details, or take advantage of the highly tool to gain a better perspective of opaque areas—it's a perfect solution for all your basic extraoral imaging needs.</p>
	<p>PRICE</p> <p>Call for price</p>
<p>CERTIFICATION</p>	<p>FDA, UL, cUL, CE</p>

	<p>CS 1200 Intraoral Camera*</p> <p>The compact CS 1200 intraoral camera delivers the highest image quality in its class – at a surprisingly affordable price.</p> <p>Designed with usability in mind, the camera makes sharing images between operatories easier than ever. Plus, with the ability to store up to 300 images in the camera, the CS 1200 eliminates the need for placing a computer in every operatory to further maximize your return on investment.</p>
	<p>PRICE</p> <p>Call for price</p>
<p>CERTIFICATION</p>	<p>FDA, UL, cUL, CE</p>

	<p>CS 1500</p> <p>Meet the CS 1500 Intraoral Camera: the ideal communication tool for any dental professional. Delivering precise, true-to-life images with each shot, the CS 1500 Camera provides the visual evidence you need to educate patients and make more accurate diagnoses.</p> <p>Available in both a wired and wireless version, the CS 1500 Camera was designed for mobility and ease of use. Boasting a true autofocus and intuitive camera lighting system, the dental digital photography camera requires no manual adjustments and is easily shared between different examination rooms and chairs.</p>
	<p>PRICE</p> <p>Call for price</p>
<p>CERTIFICATION</p>	<p>FDA, UL, cUL, CE</p>



CS1600

The easy-to-use CS 1600 combines exclusive potential caries identification technology with industry-leading image quality. The result is one multi-purpose tool that’s designed to improve workflow, enhance diagnostic precision and facilitate patient communication.

PRICE

Call for price

CERTIFICATION

FDA, UL, cUL, CE



CS 8100

An ideal blend of simplicity and sophistication, the CS 8100 truly redefines panoramic imaging. Designed to make your daily work easier and more intuitive, the system features a variety of tools to make positioning easier, image acquisition faster, and higher image quality more accessible—exactly what you need to streamline your workflow, improve usability, and make more accurate, real-time diagnoses.

PRICE

Call for price

CERTIFICATION

FDA, UL, cUL, CE



CS 9000

Capture top-quality panoramic X-ray images quickly and easily with the CS 9000 System. Featuring low-dose radiation exposure to ensure patient safety, the system is designed for maximum usability.


The unit’s open, face-to-face design minimizes positioning errors and reduces the risk of retakes. And, with its ability to blend multiple technologies, upgrading to the CS 9000C System for cephalometric imaging has never been easier—or more affordable.


PRICE


Call for price


CERTIFICATION

FDA, UL, cUL, CE

	CS 2100 System
	<p>Providing a simple solution for your basic diagnostic needs, the CS 2100 Intraoral X-Ray System is an affordable way to introduce high-frequency technology to your practice. The intuitive generator optimizes contrast and image definition to help you obtain sharp images that are easy to diagnose.</p>
PRICE	Call for price
CERTIFICATION	FDA, UL, cUL, CE

	CS 2200
	<p>The CS 2200 Intraoral X-Ray System maximizes your diagnostic abilities and improves your workflow. Featuring an intuitive and user-friendly design, the unit's very high-frequency (DC) x-ray generator ensures superior image quality and reproducibility, with improved safety conditions.</p> <p>What's more, the unit's new timer is a model of simplicity—further ensuring quick, safe and simple image acquisition.</p>
PRICE	Call for price
CERTIFICATION	FDA, UL, cUL, CE


	PELTON & CRANE DENTAL CHAIRS – SPIRIT 1800
	<p>Invite your patients to sit back and relax in a dental chair designed for their comfort, and your efficiency. The Spirit 1800 chair boasts a sleek modern appearance and a commitment patient relaxation. Various dental chair upholstery colors and textures ensure that the Spirit 1800 complements your practice's decor. This dental chair is engineered for operator efficiency, has a thin chair back to ensure comfortable access to your patients, and allows you to maintain correct posture</p>
PRICE	Call for price
CERTIFICATION	CE, FDA

	<p>PELTON & CRANE DENTAL CHAIRS – SPIRIT 3000</p> <p>As an experienced manufacturer of dental chairs, Pelton& Crane has combined critical elements to create the Spirit 3000.</p> <p>Sleek lines and quiet movements contribute to a stylish aesthetic and relaxing environment, while ergonomic design put the patient at ease. Designed with efficiency in mind, the Spirit 3000 dental chair offers ergonomically positioned touchpads to control motion, and is available in a narrow back and traditional back versions.</p>
	<p>PRICE</p> <p>Call for price</p>
<p>CERTIFICATION</p>	<p>CE, FDA</p>

DR PRODUCT

	<p>CARESTREAM DRX-1 System</p> <p>One wireless detector grows with you The CARESTREAM DRX-1 System offers a quick, easy and affordable way to transition to digital radiography.</p> <p>Based on the unique X-Factor platform, a wireless DR detector simply slides into existing x-ray equipment and can be used with imaging systems throughout your facility.</p> <p>The detector is also the center point of the DRX Family—a complete line of innovative DR systems including full radiology rooms and mobile x-ray systems.</p>
	<p>PRICE</p> <p>Call for price</p>
<p>CERTIFICATION</p>	<p>FDA, UL, cUL, CE</p>

	<p>CARESTREAM DRX-Revolution</p> <p>Redefining Mobile X-ray Digital radiology is on the move like never before with the CARESTREAM DRX-Revolution Mobile X-ray System.</p> <p>The industry’s only mobile x-ray system with a fully automatic collapsible column has arrived. The days of blindly navigating tall, bulky units through hallways and around bedside monitors.</p>
	<p>PRICE</p> <p>Call for price</p>
<p>CERTIFICATION</p>	<p>FDA, UL, cUL, CE</p>

	<p>CARESTREAM DRX-Evolution DR Room</p> <p>A digital x-ray room with a custom fit The CARESTREAM DRX-Evolution DR Room is a versatile digital radiography system with configurable, modular components that combine to fit your space, workflow and budget.</p> <p>Perform a wide variety of general radiographic exams with remarkable convenience, productivity and patient comfort. Powered by portable, wireless DRX detectors you can upgrade to a digital x-ray room today with three configurations—Automated, Hybrid and Standard-Q—that can grow to fit your needs tomorrow.</p>
	<p>PRICE</p> <p>Call for price</p>
<p>CERTIFICATION</p>	<p>FDA, UL, cUL, CE</p>


FILM SOLUTION


PROCESSOR


The MXP-2000 offers reliable automated processing at an affordable price with a streamlined design for ease-of use and easy service maintenance.

X-OMAT CASSETTES


This reliable cassette is critical in achieving superb film radiographs, exam after exam, year after year. Precisely designed and engineered to guard against the loss of screen-film contact and light leaks that degrade image quality.

	<p>CARESTREAM DRYVIEW 5950 Laser Imager</p> <p>Get superb image quality, tabletop convenience and outstanding reliability with this true-laser imager. Print high-resolution mammography and general radiography images with 508 ppi resolution every time. Two film trays allow on-demand printing in five film sizes. Available with CARESTREAM Remote Management Services for automatic distribution of software updates and real-time analysis and response to service issues.</p> <ul style="list-style-type: none"> ● Provides dedicated mammography printing from CR and FFDM modalities ● Serves mixed-use applications such as CR for general radiography and occasional CR for mammography. ● Supports applications including CR, DR, PACS, CT, MRI, US, NM, and Digital Fluoroscopy.
<p>PRICE</p>	<p>Call for price</p>
<p>CERTIFICATION</p>	<p>CE, FDA</p>

	<p>CARESTREAM DRYVIEW 6850 Laser Imager</p> <p>Get exceptional performance and superb image quality for diagnosis, image sharing and film archiving. This laser imager includes CR, DR, full-field digital mammography printing capabilities, and much more.</p> <ul style="list-style-type: none"> ● Print up to 200 films per hour with super-sharp 650 PPI resolution ● Utilize on-demand printing with three film drawers/five film Sizes ● Add an optional five-bin sorter for easy retrieval of films by modality
<p>PRICE</p>	<p>Call for price</p>
<p>CERTIFICATION</p>	<p>CE, FDA</p>

	<p>CARESTREAM DRYVIEW 5700 Laser Imager</p> <p>The DryView 5700 Laser Imager* offers simplicity and affordability for healthcare facilities of all sizes. This innovative tabletop medical imaging system offers a modest acquisition price, which is half of the affordability equation.</p> <p>It also delivers consistently low operating costs. This combination creates a complete picture of true affordability. It's ideal for computed radiography (CR), digital radiography (DR), computed tomography (CT), PACS Viewer, and magnetic resonance (MR) applications.</p>
	<p>PRICE</p> <p>CERTIFICATION</p>

HEALTHCARE INFORMATION SOLUTIONS

	<p>CARESTREAM Image Suite Software</p> <p>Image acquisition and management for CR Systems Image Suite V3 Software has set a new benchmark for workflow efficiency in smaller facilities. This robust software features an easy-to-use, touch-friendly interface, an enhanced set of tools, streamlined workflow and improved image quality.</p> <p>Our advanced “mini-PACS” module allows superb image management and analysis and is now fully optional. Get the high-quality images you need with a system that’s a perfect fit – at very affordable price.</p>
	<p>PRICE</p> <p>CERTIFICATION</p>

CARESTREAM Vue Reporting for Radiology

Simple and accurate diagnostic reporting

Slash your report turnaround time from days to hours with CARESTREAM Vue Reporting. Native voice recognition, RIS or PACS integration, single sign-on and structured, user-defined reports with embedded patient data combine to take the complexity and manual entry out of diagnostic reporting—all you need to complete an exam is a mouse and a microphone.

CARESTREAM Vue Motion

Easy access to images and results

Referring physicians and clinicians need real-time, on-demand access to imaging results and patient data to provide more responsive patient care. CARESTREAM Vue Motion is a zero-footprint vendor-neutral image viewer that uses a web browser or information embedded in an EMR portal to provide easy access to imaging data and patient information by on-site or remote clinicians. Vue Motion is FDA cleared for iPad mobile.


CARESTREAM MyVue Patient Portal

Empower. Collaborate. Engage.

Improve satisfaction by empowering your patients to access and share their imaging results between facilities, physicians, specialists and other healthcare providers. Carestream's MyVue is a secure portal that allows patients to play an integral role in their medical care. MyVue helps reduce duplicate radiographic exams and the time, staff and budget you spend producing CDs, DVDs or film.

DIAGNOSTICS

CLINICAL CHEMISTRY

	DIMENSION RxL Max
	True integrated processing of chemistry and high-sensitivity heterogeneous immunoassays in a single unit. This system could hold up to 800 test per hour.
PRICE	Call for price
CERTIFICATION	CE, FDA



DIMENSION EXL 200


The Dimension® EXL™ 200 integrated chemistry system offers revolutionary chemiluminescent technology and automated, productivity-enhancing features that ensure unparalleled performance for the smaller-sized laboratory with throughput 624 test/hour.


PRICE

Call for price


CERTIFICATION


CE, FDA


	DIMENSION EXL with LM
	<p>The Dimension® EXL™ with LM system is the next level of proven, best-in-class chemistry and immunoassay integration on a single platform with the performance and technology expected from a next-generation integrated system.</p>
PRICE	Call for price
CERTIFICATION	CE, FDA


	DIMENSION Xpand Plus
	<p>Comprehensive STAT and routine Chemistry testing on a single, compact, and easy to use system. This system could hold up to 400 test per hour.</p>
PRICE	Call for price
CERTIFICATION	CE, FDA


IMMUNOASSAY


	AD VIA Centaur XP
	<p>The high-performance AD VIA Centaur XP system, powerful productivity with dedicated STAT capabilities to maximize productivity, regardless of volume or types of tests.</p> <ul style="list-style-type: none"> ● High throughput, up to 240 tests/hour ● Intuitive software for ease of operation ● STAT port guarantees priority sampling at any time ● Data archive reduces administrative tasks ● Extensive menu with 30 onboard reagents
PRICE	Call for price
CERTIFICATION	

	<p>ADVIA CENTAUR CP</p> <p>The ADVIA Centaur CP Immunoassay System is a high-throughput benchtop system that enhances your in-house immunoassay test capability. With its broad menu and short Turn Around Times (TAT), you can do more—without compromising efficiency, productivity, or quality. And it features the superior sensitivity and specificity you expect of direct chemiluminescence. This system could hold up to 180 test per hour.</p>
	<p>PRICE</p> <p>Call for price</p> <p>CERTIFICATION</p> <p>CE, FDA</p>


	<p>IMMULITE 1000</p> <p>The IMMULITE 1000 system provides proven reliability. An extensive menu, ease of use, and excellent assay performance makes this system a great choice for the small–med size lab. You can monitor onboard reagents and dilutions, positive sample identification, and Remote Diagnostics. This system could hold up to 120 test per hour.</p>
	<p>PRICE</p> <p>Call for price</p> <p>CERTIFICATION</p> <p>CE, FDA</p>


	<p>IMMULITE 2000/Xpi</p> <p>The IMMULITE 2000 is easy to use, with proven reliability and the largest automated immunoassay menu available including Alergen. Medium- to high-volume laboratories can incorporate specialty and allergy testing into routine workloads improving your productivity and efficiency. This system could held up to 200 test per hour.</p>
	<p>PRICE</p> <p>Call for price</p> <p>CERTIFICATION</p> <p>CE, FDA</p>

	<p>VersaCell</p> <p>A Versatile System is a unique sample management technology which works differently from other systems that consolidates sample management and workflow by allowing chemistry and/or immunoassay instrument to work together or independently.</p> <ul style="list-style-type: none"> ● Finish on time with automatic routing that eliminates time-consuming and error-prone pre-analytical sorting ● Manage large sample peaks with high through-put instrument connectivity options ● Provide predictable TAT for time-critical results analysis ● Extend the test menu capability from a single tube
<p>PRICE</p>	<p>Call for price</p>
<p>CERTIFICATION</p>	<p>CE, FDA</p>


	<p>Aptio</p> <p>Aptio™ Automation is a unified solution developed expressly for the changing workload and expanding needs of today's clinical laboratory. It provides unlimited potential for lab optimization by combining peak performance, adaptability, and intelligent technology with Siemens' signature automation workflow expertise. With Aptio Automation, labs of all sizes can transform their operations to harness change and drive maximum performance and efficiency.</p>
<p>PRICE</p>	<p>Call for price</p>
<p>CERTIFICATION</p>	<p>CE, FDA</p>


HEMATOLOGY


	ADVIA 2120i
	<p>The ADVIA 2120i System streamlines workflow by eliminating the majority of manual steps commonly performed to maximize productivity. It delivers the gold standard in testing methodology for optimum results while offering the simplicity and flexibility you need for easy integration into your lab. This system could held up to 120 test per hour.</p>
PRICE	Call for price
CERTIFICATION	CE, FDA

	ADVIA® 2120i System with Autoslide
	<p>The ADVIA® 2120i System with Autoslide streamlines workflow by eliminating the majority of manual steps commonly performed to maximize productivity. It delivers the gold standard in testing methodology for optimum results while offering the simplicity and flexibility you need for easy integration into your lab.</p>
PRICE	Call for price
CERTIFICATION	CE, FDA


INFECTIOUS DISEASE TESTING


	BEP 2000 Advance
	<p>The BEP 2000 Advance System provides fully automated processing of microtitration plates (MTP) from sample dilution to evaluation. BEP 2000 Advance offer a perfect design for low- to mid-volume labs for specialty IDD labs. Including barcode identification of primary tubes and reagents.</p> <p>Provided user-friendly, convenient software, and broad menu of proven Enzygnost and Novagnost assays (ELISA) help to detect infectious diseases (IDD), such as HIV, hepatitis, borreliosis and herpes but also bacteria, fungi, worms and other parasites</p>
PRICE	Call for price
CERTIFICATION	CE, FDA

	<p>BEP111</p> <p>Reliable performance that improves lab efficiency, this analyzer featuring automated microtitration plate (MTP) processing and complete in-process documentation.</p> <p>BEP III, Enzygnost and Novagnost offer:</p> <ul style="list-style-type: none"> ● Flexibility to enhance laboratory organization ● Safety and reliability ● Integrated quality management ● Broad menu of proven Enzygnost and Novagnost assays
	<p>PRICE</p> <p>Call for price</p>
<p>CERTIFICATION</p>	<p>CE, FDA</p>


	<p>QUADRIGA BEFREE SYSTEM</p> <p>The Quadriga BeFree® System with Enzygnost® Assays (ELISA) is the solution for blood donor screening and blood banks. It provides fully automated processing of microtitration plates (MTP) and helps detect infectious diseases, such as HIV, hepatitis and others</p>
	<p>PRICE</p> <p>Call for price</p>
<p>CERTIFICATION</p>	<p>CE, FDA</p>


PLASMA PROTEIN


	<p>BN ProSpec</p> <p>The BN ProSpec is a dedicated, compact system that offers a consolidated menu of specialty and routine reagents for reliable plasma protein testing including cardiac risk assessment, kidney diseases, nutritional assessment and iron and anemia assessment as well as innovative markers such as Cystatin C.</p> <p>Ideal for low- to mid-volume plasma protein throughput laboratory with refrigerated onboard storage of controls and reagents.</p>
	<p>PRICE</p> <p>Call for price</p>
<p>CERTIFICATION</p>	<p>CE, FDA</p>


	BN II SYSTEM
	<p>The BN™ II System and its nephelometric technology provide uncompromising performance in plasma protein analysis. The menu covers assays to support a variety of clinical indications, such as cardiac risk assessment, kidney diseases, nutritional assessment, and innovative markers as e.g. Cystatin C and Carbohydrate-Deficient Transferrin (CDT).</p>
PRICE	Call for price
CERTIFICATION	CE, FDA


DRUG TESTING SYSTEM


	Viva-E
	<p>The Viva-E® System provides a complete menu of gold standard EMIT® assays for fast analysis of drugs of abuse, therapeutic drugs and immunosuppressants, as well as sample validity testing on a single benchtop analyzer.</p> <p>This easy-to-use system is designed to meet all your drug testing needs. Ready-to-use reagents stored on board; minimal calibration/control requirements; very little maintenance required. The results ready in as little as 10 minutes</p>
PRICE	Call for price
CERTIFICATION	CE, FDA


	Viva-Jr.
	<p>The Viva-Jr® is an easy-to-use, benchtop analyzer featuring full walkaway capabilities to meet your drug testing needs. The Viva-Jr offers a complete menu of gold-standard EMIT® assays for drugs of abuse and toxicology, including sample validity testing, in a true tabletop system.</p> <ul style="list-style-type: none"> ● User-friendly Windows® software ● Very little maintenance required ● No reagent preparation ● Only minimal calibration and control requirements.
PRICE	Call for price
CERTIFICATION	CE, FDA

	<p>RAPIDLab 1200</p>
	<p>Uniquely designed to maximize turnaround time, RAPIDLab 1200 Systems have the capacity to enhance blood gas testing efficiency in the clinical laboratory by combining testing speed and reliability with low maintenance.</p> <p>This Cartridge-based whole blood analyzer gives you result for blood gas, electrolytes, metabolites, and full co-oximetry in 60 second.</p>
<p>PRICE</p>	<p>Call for price</p>
<p>CERTIFICATION</p>	<p>CE, FDA</p>


	<p>RAPIDlab 348 EX</p>
	<p>The RAPIDLab® 348EX Blood Gas System* is the cost-effective solution for smaller laboratories tasked with the challenge of performing fast-turnaround critical care tests.</p> <p>Fully-automated operation supports low-to-medium throughput on an easy-to-use analyzer that’s ready to generate accurate, on-demand results when clinicians need them, with a minimum of operator involvement.</p>
<p>PRICE</p>	<p>Call for price</p>
<p>CERTIFICATION</p>	

	<p>RAPIDpoint 500</p>
	<p>Designed to meet the challenges of point-of-care settings, RAPIDPoint® 500 Blood Gas Analyzers leverage proven Siemens technology to deliver fast, accurate and comprehensive test results in approximately 60 seconds. These flexible, easy-to-use analyzers free your clinicians to focus on improved patient care without reliability or maintenance worries.</p>
<p>PRICE</p>	<p>Call for price</p>
<p>CERTIFICATION</p>	<p>CE, FDA</p>

	<p>RAPIDChem 744/745</p> <p>RAPIDChem 744/745 analyzers from Siemens Healthcare Diagnostics are the cost-efficient solution for rapid electrolyte and Lithium (745) analysis in busy laboratories and clinics.</p> <p>Minimizing operator exposure to biohazards, fully automatics calibrations and continuous performance monitoring systems ensure exceptional levels of analytical precision and reability.</p>
	<p>PRICE</p> <p>Call for price</p> <p>CERTIFICATION</p> <p>CE, FDA</p>

	<p>DCA Vantage</p> <p>Provide the clinical confidence your patients deserve. The DCA Vantage® Analyzer helps you monitor glycemic control and detect early kidney disease in environments ranging from the physician’s office to remote, point-of care (POC) coordinated sites in hospitals and multisite practices.</p> <p>Meet lab-quality testing standards with an analyzer that speeds and simplifies diabetes tests and delivers accurate, clinically relevant results shown to improve decision-making, patient compliance, and outcomes. Easy to use in the office or clinic. No sample or reagent preparation is required, and the system provides versatile data management and reporting options.</p>
	<p>PRICE</p> <p>Call for price</p> <p>CERTIFICATION</p> <p>CE, FDA</p>

URINALYSIS

	<p>CLINITEK STATUS PLUS</p> <p>The CLINITEK Status+ urinalysis analyzer provides convenient point of care testing with improved data integrity for more confidence in the results.</p>
	<p>PRICE</p> <p>Call for price</p> <p>CERTIFICATION</p> <p>CE, FDA</p>



CLINITEK NOVUS™ ANALYZER

CLINITEK Novus™ Analyzer* combines dry-pad urine chemistry technology and a cassette test format to help ensure maximum productivity and standardized testing with other CLINITEK® analyzers. Offering a full spectrum of tests and a throughput of up to 240 samples/hour, it streamlines workflow, simplifies testing, and delivers consistent, high-quality results

PRICE

Call for price

CERTIFICATION

CE, FDA



CLINITEK Advantus

Streamline your workflow with flexible operation. Immediate start-up. Automatic calibration. Network ready. Widest range of test options. Added QC features. Flexible operation to meet your needs.

Throughput of 7 seconds/sample; up to 500 tests/hour.

PRICE

Call for price

CERTIFICATION

CE, FDA



MULTISTIX

Clinitek Reagent Strips Urinalysis for Status and Advantus

PRICE


Call for price


CERTIFICATION


CE, FDA


	<p>MICROSCAN WALKAWAY 96 PLUS</p>
	<p>MicroScan Microbiology Systems from SIEMENS Healthcare Diagnostics identify resistance other may miss. Accommodates multiple workflow options and automates over 90% of routine ID/AST workload.</p>
<p>PRICE</p>	<p>Call for price</p>
<p>CERTIFICATION</p>	<p>CE, FDA</p>

	<p>MICROSCAN WALKAWAY 40 PLUS</p>
	<p>MicroScan Microbiology Systems from SIEMENS Healthcare Diagnostics identify resistance other may miss. Acomodates multiple workflow options and automates over 90% of routine ID/AST workload.</p>
<p>PRICE</p>	<p>Call for price</p>
<p>CERTIFICATION</p>	<p>CE, FDA</p>

	<p>MICROSCAN AUTOSCAN-4 SYSTEM</p>
	<p>The autoSCAN®-4 System processes panels in seconds, simplifying ID/AST testing while standardizing results. Over 25 years of exceptional instrument reliability and our conventional panel technology – with the fewest FDA limitations in automated ID/AST – make the autoSCAN-4 an excellent supplementa system for difficult organisms or as a primary instrument for low-volume usage</p>
<p>PRICE</p>	<p>Call for price</p>
<p>CERTIFICATION</p>	<p>CE, FDA</p>

	<p>VERSANT 440 Molecular system</p>
	<p>Easy to use, reliable and clinically confident viral load monitoring, the VERSANT 440 Molecular System, the next generation bDNA instrument, combines clinically confident branched DNA (bDNA) chemistry with enhanced automation for an easy to use, robust and reliable, method of performing HIV and hepatitis viral load monitoring on a single platform.</p>
<p>PRICE</p>	<p>Call for price</p>
<p>CERTIFICATION</p>	<p>CE, FDA</p>

 <p>Systems.</p> <p>560P Camera Control Unit Proprietary processing architecture handles 2 1/2 times more information than SDTV to achieve true high definition TV.</p> <p>560 SYSTEM Flat Panel Monitor Outputs image in full 1920 x 1080i 16x9 format or traditional 4:3 format. Displays true high definition resolution and clarity. Displays true HD images when used with the Smith & Nephew 560 Series Camera System. Lightweight display for superior flexibility.</p>	<p>560H Camera Head</p> <p>Uses HD widescreen CCD (Charge Coupled Device) designs for native acquisition of the digital HDTV image.</p> <p>Captures more clinical information.</p> <p>Breakthrough micro-electronic technology allows advanced ergonomic design: the 560-camera head is similar in size and weight to a standard camera head.</p> <p>3-button, 6-function interface controls image and remote operation of compatible peripheral devices like CCU's, printers, and Smith & Nephew Image Management</p> <p>Smith & Nephew Endoscopy focuses on repairing and healing the human body through minimally invasive techniques.</p> <p>The company creates innovative products whose performance has earned the trust of clinicians around the world. We are very proud that every day we help patients quickly get back to normal.</p>
<p>PRICE</p> <p>CERTIFICATION</p>	<p>Call for price</p> <p>CE, FDA</p>

 <p>The 500 XL Light Source provides brighter illumination than competitive LED light source* and is part of the complete Smith & Nephew visualization experience when paired with the 560 HD camera platform.</p>	<p>500XL Light Source</p> <p>Proven Technology</p> <p>More than 18% brighter than standalone LED sources with consistent 300 watt Xenon light* Ideal viewing in challenging arthroscopic environments</p> <p>Intuitive Interface</p> <p>Ability to control Xenon light source from the Smith & Nephew 560 HD Camera</p> <p>Bright LCD panel with user-friendly messaging, including lamp hour usage</p> <p>Rotational turret allows for multiple light guide compatibility</p>
<p>PRICE</p> <p>CERTIFICATION</p>	<p>Call for price</p> <p>CE, FDA</p>



The 660HD Image Management System increases OR efficiency by easily capturing and utilizing surgical images in true high definition (HD) format.

660 IMAGE MANAGEMENT SYSTEM

Manage Your Surgical Images with Ease

The Smith & Nephew 660HD Image Management System is an easy-to-use digital capture system that enables the OR staff to capture, edit, print, and store intraoperative surgical images and videos in true 1920 x 1080 high definition (HD) format.

Patient images and videos can be captured using camera head buttons or the graphical user interface. Images can be edited and printed on inkjet or laser printers. Patient data can be written to a data CD/DVD for a computer, or a video DVD for use in commercial DVD players. Images can also be saved to a USB drive or network folder. When used with the Smith & Nephew Integration Broker software, the 660HD System can save to PACS using DICOM or Electronic Medical Record (EMR) using HL7.

PRICE

Call for price

CERTIFICATION

CE, FDA



Streamlines procedures with power and efficiency

Utilizing an innovative and proprietary cutting technology, the DYONICS POWER II Control Unit resects soft tissue faster than comparable arthroscopic resection systems.

DYONIC POWER II

Setting a new standard for power and performance

The DYONICS POWER II Control System takes powered resection to a new level. It combines the most aggressive arthroscopic soft tissue resection mode and powerful torque for efficient bone resection with proven DYONICS shaver handpieces and blades.

The system that works for you

Simple enough to use right out of the box, DYONICS POWER II Control System may also be customized to your unique requirements:

Choice of soft tissue cutting modes adapt to surgeon preferences and procedure demand.

Dual hot ports enable simultaneous activation of shaver and power handpieces.

Blade family auto-recognition quickly recalls preferred settings.


Footswitch can be operated in variable speed or on-off modes. Provides flexibility to activate handpiece and footswitch controls during a procedure.


PRICE

Call for price

CERTIFICATION

CE, FDA

 <p>Image is everything.</p> <p>With an unobstructed image, it's easier to pick out details that might otherwise be hidden by debris or bubbles. DYONICS RF suction probes are equipped with grated suction ports that encourage a constant flow of irrigating fluid and contribute to a clear field of view.</p>	<p>DYONIC RF</p> <p>You want to resect soft tissue rapidly. But you also need to precisely sculpt soft tissue. The DYONICS RF System satisfies both requirements, with patented bipolar technology that delivers focused energy to the targeted tissue, and probes that allow superb maneuverability in tight joint spaces. So you can still be aggressive, with the control you need.</p> <p>Power and precision! Plug and go!</p> <p>The DYONICS RF System's user-friendly generator interface and plug-and-play probes make it easy to apply bipolar RF energy for rapid resection and ablation. Just plug in the probe and the system selects the optimal power setting to get you going quickly.</p>
<p>PRICE</p>	<p>Call for price</p>
<p>CERTIFICATION</p>	<p>CE, FDA</p>

 <p>Flow rates up to 2.5 lpm Maintains stable pressure in the joint and also maintains clear field of view.</p>	<p>DYONIC 25 FLUID MANAGEMENT</p> <p>Easy to set up and use No calibration required. Simply insert the tubing cassette, select the cannula size and press START.</p> <p>Multiple tube set options A variety of tubing options are available, including day tubing, which enables you to select the most cost-effective solution for your facility.</p>
<p>PRICE</p>	<p>Call for price</p>
<p>CERTIFICATION</p>	



Video Arthroscopes attach directly to camera for optimum clarity. Choice of viewing angles allows complete joint examination without compromising technique.

TELESCOPE DIRECT VIEW

Engineered with wide angle lens construction and exceptional depth of field to keep the operative site in focus over a wide range of vision, reducing the need to refocus during surgery.

Direct view Arthroscopes provide optimal flexibility. Choice of viewing angles allows complete joint examination without compromising technique.

High quality optical couplers team with direct view arthroscopes. Offering procedural flexibility

PRICE


Call for price


CERTIFICATION


CE, FDA


SURGICAL


SURGICAL – KLS MARTIN



	Microstop
	<ul style="list-style-type: none"> - Red-green indicator - Reusable filters - Varian container size - Sterilized up to 270 Celcius - Ergonomic Design with cool handle
PRICE	Call for price
CERTIFICATION	CE, FDA


	MARSAFE
	<ul style="list-style-type: none"> - Disposable Paper Filter – Varian container size
PRICE	Call for price
CERTIFICATION	CE, FDA


	Paper Filter
	<ul style="list-style-type: none"> - Disposable Paper Filter in Marsafe containe - Compatible with other conventional container
PRICE	Call for price
CERTIFICATION	CE, FDA


	Mesh Trays
	<ul style="list-style-type: none"> - Varian tray size
PRICE	Call for price
CERTIFICATION	CE, FDA


	C34
	<ul style="list-style-type: none"> - Catalog General Instruments - All discipline specialities
PRICE	Call for price
CERTIFICATION	CE, FDA


	MarLED V16
	<ul style="list-style-type: none"> - Ergonomic Design – Touch screen controller – Illuminance 160.000 Lux – CRI 95 – Color Temp 3.800/4.300/4.800 K – LED life span 40.000 hours
	MarLED V10
	<ul style="list-style-type: none"> - Ergonomic Design – Illuminance 130.000 Lux – CRI 95 – Color Temp 3.800/4.300/4.800 K – LED life span 40.000 hours
PRICE	Call for price
CERTIFICATION	CE, FDA


	Marled E15 & Marled E9i
	<ul style="list-style-type: none"> - Ergonomic Design - Illuminance 160.000 Lux - CRI 99 - Color Temp 3.800/4.300/4.800 K - LED life span 60.000 hours – With Battery (Optional)
PRICE	Call for price
CERTIFICATION	CE, FDA


	Marled E3
	<ul style="list-style-type: none"> - Top quality examination lights - Illumination 100.000 Lux - Color temp 4.300 K - Simple operation - Safe hygiene - Reliable positioning
PRICE	Call for price
CERTIFICATION	CE, FDA


	Independant
	Independant 101 S - Vertically adjustable spring arm – Load-bearing capacities up to 180 kg – Electromagnetic or Pneumatic system.
	Independant 201 M - Height adjustable swivel – Load-bearing capacities up to 250 kg – Electromagnetic or pneumatic system.
	Independant 301 - Universal heavy duty mounting system – Load-bearing capacities up to 640 kg – High positioning accuracy due to pneumatic braking system.
	Independant 401 - User friendly design with no external screw fixtures – LED lighting indicator – Load bearing capacities up to 640 kg – Electromagnetic braking system.
	Independant 501 - The heavy duty mounting system – Load bearing capacities up to 1.000 kg
PRICE	Call for price
CERTIFICATION	CE, FDA


	MarWORLD	
	- Square precision steel profile material - Fire protection - Sound insulation - X-ray protection	
	PRICE	Call for price
	CERTIFICATION	CE, FDA


	<p>MarTract</p>
	<p>MarTract MarTract Standard – Standard applications – Abdominal surgery – Transplantations surgery</p>
	<p>MarTract MarTract Obesity - Obese patients – Abdominal surgery</p>
<p>MarTract MarTract Compact - Small system for incisions - Special indications</p>	
<p>PRICE</p>	<p>Call for price</p>
<p>CERTIFICATION</p>	<p>CE, FDA</p>


	<p>Monitor</p>
	<p>OEV-261H , 26" LCD Monitor</p> <p>The OEV-261H 26" LCD monitor is able to display full HD images and has been designed specifically for use with Olympus endoscopy systems.</p>
<p>PRICE</p>	<p>Call for price</p>
<p>CERTIFICATION</p>	<p>CE, FDA</p>


	<p>Monitor</p>
	<p>OEV262H , 26" High-Definition LCD Monitor</p> <p>This high-end monitor meets a wide range of clinical needs. The clearest picture quality is guaranteed by the high brightness, contrast, and gradation.</p>
<p>PRICE</p>	<p>Call for price</p>
<p>CERTIFICATION</p>	<p>CE, FDA</p>


	<p>Monitor</p>
	<p>LMD-2451MT, Monitor, ideal for 3D endoscopic surgery The numerous features and benefits make it ideal for 3D endoscopic surgery and suited to a wide range of medical settings where critical high-quality 3D monitoring is required</p>
<p>PRICE</p>	<p>Call for price</p>
<p>CERTIFICATION</p>	<p>CE, FDA</p>


	<p>LAPAROSCOPY SYSTEM 3D Imaging</p>
	<p>Exceptional 3D perception and brilliant image quality with rigid 0° and 30° ENDOEYE, 3D image rotation while maintaining the horizon with 30° rigid ENDOEYE, Autoclavable, focus-free, and plug and play</p>
<p>PRICE</p>	<p>Call for price</p>
<p>CERTIFICATION</p>	<p>CE, FDA</p>


	<p>VISERA ELITE 2</p>
	<p>CLV-S200-IR VISERA / ELITE II XENON light source</p> <p>The VISERA ELITE II XENON Light Source provides the needed light intensity for illumination in IR modes. It is optimally designed for the VEII IR system while proving excellent white-light images as well.</p>
<p>PRICE</p>	<p>Call for price</p>
<p>CERTIFICATION</p>	<p>CE, FDA</p>


	<p>VISERA ELITE 2</p>
	<p>OTV-S200 / VISERA ELITE II video system center General Surgery, Gynecology, Urology, Ear, Nose, Throat</p> <p>The VISERA ELITE II video system center combines the LED light source and the processor in one box, defining a new way of simplicity in the OR. The intuitive touch panel enables easy and fast control with no interruption of the procedure.</p>
<p>PRICE</p>	<p>Call for price</p>
<p>CERTIFICATION</p>	<p>CE, FDA</p>


	<p>VISERA ELITE</p>
	<p>OTV-S190 / VISERA ELITE video processor</p> <p>The VISERA ELITE Video Processor OTV-S190 brings out the entire new scope performance. The multiplatform system enables existing scopes to be used as well. Stabilized color reproduction and image-noise reduction take improvements in image quality to the next level.</p>
<p>PRICE</p>	<p>Call for price</p>
<p>CERTIFICATION</p>	<p>CE, FDA</p>


	VISERA ELITE
	<p>CLV-S190 / VISERA ELITE Xenon Light Source</p> <p>The Visera Elite Xenon Light Source CLV-S190 is even better than before, featuring improved Narrow Band Imaging (NBI) for brighter, higher-contrast images and a new cooling design minimizing the operating noise level.</p>
PRICE	Call for price
CERTIFICATION	CE, FDA


	EVIS EXERA III
	<p>CV-190 / EVIS EXERA III Video Processor</p> <p>The EVIS EXERA III CV-190 video system center enables easy access to a wide range of advanced diagnostic features and is compatible with all EVIS EXERA, EVIS EXERA II and EVIS EXERA III gastrointestinal and respiratory endoscopes as well as major surgical legacy endoscope series.</p>
PRICE	Call for price
CERTIFICATION	CE, FDA


	EVIS EXERA III
	<p>CLV-190 / Xenon Light Source Pulmonology Gastroenterology Urology General Surgery</p> <p>With the EVIS EXERA III Xenon Light Source CLV-190, preprocedure setup has never been easier thanks to a new One-touch Connector for EVIS EXERA III endoscopes.</p>
PRICE	Call for price
CERTIFICATION	CE, FDA


	OPTERA
	<p>CV-170 / Outpatient Surgical Imaging Platform Urology Ear, Nose, Throat</p> <p>The outpatient surgical imaging platform CV-170 enables cost-effective access to the power of HDTV and NBI in endoscopic diagnosis in ENT and urology.</p>
PRICE	Call for price
CERTIFICATION	CE, FDA


	INSUFLATOR
	<p>High Flow Insufflation Unit General Surgery Gynecology Urology The UHI-4 insufflation unit has a high maximum flow rate and advanced functionality. It enhances performance and reliability in demanding surgical-laparoscopy environments.</p>
PRICE	Call for price
CERTIFICATION	CE, FDA

	THUNDERBEAT
	<p>Combines ultrasonic and advanced bipolar energy in a unique instrument design. Bipolar Electrodes are placed on both jaw being driven by ultrasonic energy in addition, working simultaneously. The special “center-pivot” jaws layout ensures an evenly distribution of pressure independent of tissue thickness or type producing consistently superior vessel sealing and higher grasping and dissecting forces.</p>
PRICE	Call for price
CERTIFICATION	CE, FDA


	LITHOTRIPSY SYSTEM
	<p>ShockPulse-SE (Stone Eliminator)</p> <p>The ShockPulse-SE Lithotripsy System is intended to be used for fragmentation of urinary tract calculi in the kidney, ureter and bladder</p>
PRICE	Call for price
CERTIFICATION	CE, FDA


	CH-S200-XZ-EB HD 3CMOS Camera head
	<p>General Surgery Gynecology Urology Ear, Nose, Throat</p> <p>The 3CMOS camera head is the most lightweight on the market. With its three CMOS chips, it provides clear images with natural colors. It includes an IR filter to support an upgrade of the VISERA ELITE II system to IR observation.</p>
PRICE	Call for price
CERTIFICATION	CE, FDA


	<p>CH-S200-XZ-EA</p> <p>HD 3CMOS Camera Head Autoclavable</p> <p>General Surgery Gynecology, Urology, Ear, Nose, Throat</p> <p>With its 3 CMOS chips it is most light CH in its range and provides clear images with natural colors. It is including an IR filter to support an upgrade of the VISERA ELITTE II system to IR observation. Simple Electronic buttons for zoom and focus integrated.</p>
	<p>PRICE</p> <p>Call for price</p> <p>CERTIFICATION</p> <p>CE, FDA</p>


	<p>3CCD – CH-S190-XZ-E/Q</p> <p>Camera Head, Full HD 3CCD</p> <p>Urology General Surgery, Gynecology, Ear, Nose, Throat</p> <p>The 3CCD Camera Head provides HD image quality as you have never seen before. The new design provides unsurpassed detail and color reproduction while minimizing operator fatigue.</p>
	<p>PRICE</p> <p>Call for price</p> <p>CERTIFICATION</p> <p>CE, FDA</p>

MEDICAL


	<p>POLYMOBIL</p> <p>POLYMOBIL makes it easy to bring the X-ray system to the patient. They are as easy to use as they are to move, and offer good reproducibility and results in consistent image quality.</p> <p>The systems of the POLYMOBIL family are ideally suited for any bedside exposure in the hospital ward, trauma practice, surgery, orthopedics and veterinary medicine.</p> <p>POLYMOBIL Plus has a 20 kW generator with 300 mA – for higher image quality</p> <p>POLYMOBIL III is the entry level unit with a 2.5 kW generator with 40 mA</p> <p>Transport the light-weight and compact POLYMOBIL easily within the facility</p> <p>Short wheelbase with large polyurethane tires helps to move the system easily Move the counterbalanced tube arm and rotatable tube head for precise adjustment – effortlessly</p>
	<p>PRICE Call for price</p> <p>CERTIFICATION CE, FDA</p>


	<p>MOBILETT XP</p> <p>Mobilett XP can easily be positioned for X-ray imaging in virtually all conceivable projections with the patient recumbent, sitting, or any position in between. The self-calibrating high power X-ray generator enables short exposure times down to 1 ms – virtually eliminating motion blurring.</p> <ul style="list-style-type: none"> • Dual source power for motor drive and exposures • Lightweight and compact mobile X-ray system with one of the largest arm ranges in the industry • Short exposure times down to 1 ms – virtually eliminating motion blurring • High imaging power with 30 kW (XP and Hybrid) and 20 kW (XP Eco) • Integrated cable design for easy cleanability <p>Also available in the widely beloved giraffe design as an option</p>
	<p>PRICE Call for price</p> <p>CERTIFICATION CE, FDA</p>


	<p>MOBILETT MIRA</p> <p>With the wireless X-ray system Mobilett Mira, Siemens takes digital mobile X-ray imaging to the next level. As a fully integrated system, Mobilett Mira provides the answers to your everyday challenges. Experience wireless freedom and flexibility in the mobile X-ray sector. Experience Mobilett Mira, your wireless X-ray system.</p> <ul style="list-style-type: none"> • Rotate – Rotating swivel arm, with industry-leading arm range and integrated cables for increased sterility • Wireless – Wireless detector with a resolution of 7 mio pixels, for image quality comparable to those of stationary X-ray images • Power – Highest imaging power per footprint • UPTIME – Remote Service Diagnosis (SRS) • Ever-Ready Design – Can be operated from battery as well as from mains power <p>Giraffe – Also available in the widely beloved giraffe design as an option</p>
	<p>PRICE</p> <p>Call for price</p>
<p>CERTIFICATION</p>	<p>CE, FDA</p>


	<p>MULTIX SELECT DR</p> <p>Raise your analog Multix system to the digital level – maximize image quality, optimize your workflow and realize confidence with a fully integrated digital solution from your reliable partner.</p> <ul style="list-style-type: none"> • Maximize image quality for you and your patients with the Multix DR-Upgrade: sharper contrast and more details in spite of a lower dose. • Optimize your productivity by speeding up clinical workflow. Benefit from Siemens’ automatic transfer of patient parameters: faster and without additional work steps. <p>Realize in your investment confidence. Trust Siemens’ well-known quality. Only Siemens offers tailored service solutions that fit seamlessly with your Multix.</p>
	<p>PRICE</p> <p>Call for price</p>
<p>CERTIFICATION</p>	<p>CE, FDA</p>

	<p>MULTIX FUSION</p>
	<p>The brand-new Multix Fusion* solves the challenge of meeting your needs within your budget.</p> <p>It fits your needs as regards ease of use, image quality, dose reduction, efficiency, speed, and versatility with the excellence you expect from Siemens.</p> <p>It fits your budget in terms of total cost of ownership, patient throughput, and return on investment.</p> <ul style="list-style-type: none"> • Fits your needs • Fits your budget
<p>PRICE</p>	<p>Call for price</p>
<p>CERTIFICATION</p>	<p>CE, FDA</p>


	<p>LUMINOS RF CLASSIC</p>
	<p>Whether for its handling convenience, outstanding image quality, versatility or reliability, Luminos RF Classic is a solid investment. It combines quality components and proven technology to offer you excellent performance for the complete range of fluoroscopy applications.</p> <ul style="list-style-type: none"> • Head-to-toe coverage with 8-way tabletop movements • Fully automatic cassette spotfilm device for single-handed cassette management • Imaging chain for 1k x 1k high-contrast imaging with last-image-hold (LIH) function • Proven high-quality components for great system performance • Versatility for great throughput <p>Modular design to meet specific applications needs</p>
<p>PRICE</p>	<p>Call for price</p>
<p>CERTIFICATION</p>	<p>CE, FDA</p>


	<p>Call for price</p> <p>Luminos Fusion* is our new digital fluoroscopy system that fuses innovation with the economy of a market leader. The system offers accuracy in imaging with up to 90% less dose and high availability through its ease-of-use and proven reliability. The result is amazing productivity and economy in an investment that you can make with confidence.</p> <p>accurate in imaging and dose</p> <ul style="list-style-type: none"> ● Technology from industry-leading Luminos systems ● Advanced image processing ● Up to 90% dose reduction by using our CARE features <p>available reliably and easily</p> <ul style="list-style-type: none"> ● Reliability: 99.7% uptime with more than 10,000 installed systems ● Intuitive touch user interface ● Flexible patient access from all sides <p>amazing productivity and economy</p> <ul style="list-style-type: none"> ● Modular system concept ● Improved room utilization, compact design ● Service backed by our global network
	<p>PRICE</p> <p>Call for price</p>
<p>CERTIFICATION</p>	<p>CE, FDA</p>


	<p>LUMINOS dRF</p> <p>Siemens championed the world's first 2-in-1 system for radiography and fluoroscopy – Luminos dRF. Driven by our passion for innovation we introduce: The new Luminos dRF with Human Touch Technology. We build on a winning team and strive to reach your goals in image quality, flexibility, efficiency and security in your investment.</p> <ul style="list-style-type: none"> ● SmartMove* – One touch and the system moves to where you need it ● SmartTouch – Only on human touch, will the system move ● SmartView* – One touch to get the image you need ● The 2-in-1 system for fluoroscopy and radiography ● Lowest table height of 48 cm for easier patient transfer ● Brilliant imaging with a large 43 cm x 43 cm flat detector
	<p>PRICE</p> <p>Call for price</p>
<p>CERTIFICATION</p>	<p>CE, FDA</p>


	SIREMOBIL COMPACT L
	<p>SIREMOBIL Compact L is our compact all-round performer in intraoperative imaging. It supports various surgical applications in general surgery, orthopedics, trauma, pain management and ambulatory care. Thanks to its compact and ergonomic design, it is particularly easy to handle and operate. This means accelerated workflow and ultimately significant time and cost savings in your daily work.</p> <ul style="list-style-type: none"> • Designed for high-quality imaging at low dose • Engineered for reliability • Shaped for advanced ergonomic handling and easy Positioning • Built for user-friendly integration into clinical workflows
PRICE	Call for price
CERTIFICATION	CE, FDA


	ARCADIS VARIC
	<p>ARCADIS Varic is our advanced multipurpose C-arm. It supports a broad range of applications like orthopedics, trauma and vascular surgery, or urology, to name a few. Its full post-processing capabilities make for easy integration in advanced clinical workflow.</p> <ul style="list-style-type: none"> • Precise imaging and excellent visualization • Easy operation • Easy integration into clinical workflows • Optimal flexibility in data handling • Truly digital navigation with NaviLink 2D*
PRICE	Call for price
CERTIFICATION	CE, FDA


	MAMMOMAT 1000
	<p>MAMMOMAT 1000 is our mid-tier analog screening mammography system for high patient volumes. The system provides excellent image quality combined with a range of features that inspire comfort and confidence. A radiation shield with control panel allows you to operate the system from a protected area.</p>
PRICE	Call for price
CERTIFICATION	CE, FDA


	<p>MAMMOMAT 3000 Nova</p> <p>The analog mammography system MAMMOMAT 3000 Nova combines screening and diagnostic in one unit. The ability to integrate with a variety of CR readers makes it easy to upgrade to digital. A radiation shield with control panel allows operating the system from a protected area. Together with syngo Opdima* stereotactic biopsies can be performed.</p>
<p>PRICE</p>	<p>Call for price</p>
<p>CERTIFICATION</p>	<p>CE, FDA</p>

	<p>MAMMOMAT Inspiration</p> <p>One out of ten women will be diagnosed with breast cancer in her lifetime. Screening can help reduce mortality. But especially for healthy women, low dose is of utmost importance. At the same time, image quality is key to detection of the smallest detail. Combining both is a challenge.</p> <p>MAMMOMAT Inspiration is an unique all-in-one system for screening, diagnostics, stereotactic biopsy and 3D tomosynthesis.</p> <p>Low-dose, uncompromised image quality</p> <p>Greater comfort, relaxed patients Easy to use, outstandingly quick True tomo, breakthrough innovations</p>
<p>PRICE</p>	<p>Call for price</p>
<p>CERTIFICATION</p>	<p>CE, FDA</p>

	<p>Mammomat Select</p> <p>Providing access to mammography for early breast cancer detection can be a challenge, especially when budgets are limited. An analog system that is easy to use and provides images at the right dose is a cost-effective way to offer women the standard of care they need.</p> <p>Mammomat Select is a system that combines proven expertise in analog mammography with smart features. It allows for ease of use, lower dose and minimal cost of ownership. Improve your financial performance with Mammomat Select.</p> <p>Easy to touch screen – Streamline your workflow Easy to dose right – Select the right dose for each woman individually</p> <p>Easy to invest low – Profit from an affordable system and low service costs</p>
	<p>PRICE</p> <p>CERTIFICATION</p>


	<p>Somatom Perspective 128 Slices</p> <p>SOMATOM® Perspective is a high-end CT scanner that delivers economical benefits without compromising on patient care.</p> <p>Innovative technologies such as SAFIRE boost diagnostic confidence while reducing dose, and the unique eCockpit improves cost efficiency by minimizing energy consumption and wear and tear.</p> <p>SOMATOM Perspective is available in four upgradeable configurations, giving healthcare facilities room to grow.</p> <p>Widen your clinical portfolio Manage your financial performance Ease your working day</p>
	<p>PRICE</p> <p>CERTIFICATION</p>


	<p>Magnetom Avanto 1,5 T</p> <p>MAGNETOM® Avanto, A Tim+Dot System is the landmark in 1.5T imaging due to Tim technology® in combination with a dramatic reduction in acoustic noise, and a comprehensive application range up to 205 cm whole-body imaging. With the integration of Dot®, the power of Tim is multiplied resulting in greater image consistency and diagnostic confidence, greater ease-of-use, and a day that's more productive than ever before.</p> <p>Tim+Dot integrated Landmark in technology Landmark in applications</p>
<p>PRICE</p>	<p>Call for price</p>
<p>CERTIFICATION</p>	<p>CE, FDA</p>

	<p>Artis Zee</p> <p>Artis zee is a proven and reliable system that delivers optimal image quality at lowest dose, letting you optimize your procedure mix, and invest with confidence.</p> <p>It is equipped with industry-leading imaging technology, unique dose management tools, and the latest clinical applications based on the innovative PURE® platform.</p> <p>Deliver optimal image quality Broaden your procedure mix Invest with confidence</p>
<p>PRICE</p>	<p>Call for price</p>
<p>CERTIFICATION</p>	<p>CE, FDA</p>


Ultrasound


Premium Ultrasound


	EPIQ 7
	EPIQ 7 features our most powerful architecture ever applied to ultrasound imaging – touching all aspects of acoustic acquisition and processing, allowing you to truly experience ultrasound’s evolution to a more definitive modality.
PRICE	Call for price
CERTIFICATION	CE, FDA


	EPIQ 5
	EPIQ 5 is the new direction for premium ultrasound featuring an uncompromised level of clinical performance to meet the challenges of today’s most demanding practice.
PRICE	Call for price
CERTIFICATION	CE, FDA


Compact Ultrasound


	Compact Ultrasound
	Premium class performance in a compact system. Extreme performance is built in to the CX50 system with clinically proven premium technologies. Images are displayed with exceptional quality, giving you the data you need for confident diagnoses.
PRICE	Call for price
CERTIFICATION	CE, FDA


	<p>Affiniti 70</p>
	<p>The Affiniti 70 ultrasound system offers a powerful combination of performance and workflow for quick, confident diagnosis.</p>
<p>PRICE</p>	<p>Call for price</p>
<p>CERTIFICATION</p>	<p>CE, FDA</p>


	<p>Affiniti 50</p>
	<p>The Affiniti 50 ultrasound system delivers innovation that responds to the needs of busy ultrasound department and gives you the confident results you need, in the time you have, every day.</p>
<p>PRICE</p>	<p>Call for price</p>
<p>CERTIFICATION</p>	<p>CE, FDA</p>


	<p>Affiniti 30</p>
	<p>Choosing a new ultrasound system is all about balance.</p> <p>You need accurate diagnostic information quickly, a simplified yet intuitive user interface, and easy access to critical features, along with an ergonomic design and the latest technology.</p>
<p>PRICE</p>	<p>Call for price</p>
<p>CERTIFICATION</p>	<p>CE, FDA</p>

	<p>HD 5</p>
	<p>The Philips HD5 ultrasound system helps you offer the high-quality care your patients need. The HD5 is a full-feature color ultrasound that offers exceptional image quality and a wide range of capabilities – all at an affordable price.</p>
<p>PRICE</p>	<p>Call for price</p>
<p>CERTIFICATION</p>	<p>CE, FDA</p>


	<p>Clearvue 850</p>
	<p>ClearVue 850 is confidence in action, powered by Philips Technology for performance with versatility, flexibility, and ease of use that provide daily value.</p>
<p>PRICE</p>	<p>Call for price</p>
<p>CERTIFICATION</p>	<p>CE, FDA</p>

	<p>ClearVue 650</p>
	<p>Philips ClearVue 650 ultrasound system is versatile and elegant for a variety of settings and types of exams. Best-in-class image quality & intuitive operation set it apart. You get superb quality in 2D imaging and 3D/4D imaging made easy.</p>
<p>PRICE</p>	<p>Call for price</p>
<p>CERTIFICATION</p>	<p>CE, FDA</p>

	<p>ClearVue 550</p>
	<p>Philips ClearVue 550 ultrasound system has the elegant design that is the hallmark of Philips. Active Array technology offers image quality designed to enhance diagnostic confidence. Features are sophisticated enough to be simple.</p>
<p>PRICE</p>	<p>Call for price</p>
<p>CERTIFICATION</p>	<p>CE, FDA</p>

	<p>ClearVue 350</p>
	<p>With Philips quality imaging through and through, the ClearVue 350 with Active Array technology offers image quality designed to enhance diagnostic confidence, sophisticated yet simple features, and advances in ease of use and reliability.</p>
<p>PRICE</p>	<p>Call for price</p>
<p>CERTIFICATION</p>	<p>CE, FDA</p>

App-Based Ultrasound

	<p>App-Based Ultrasound</p>
	<p>An Exciting breakthrough in point-of-care imaging technology. Lumify is an app-based mobile ultrasound system on your compatible Android device.</p>
<p>PRICE</p>	<p>Call for price</p>
<p>CERTIFICATION</p>	<p>CE, FDA</p>