

KITS DE PIÑONES COLA - Drive shaft housing gear sets

GLM11210

PARA LA MAYORÍA DE COLAS V8 For Most V8 Drives

ALTA RESISTENCIA *Heavy duty 20/22 (1.50 or 1.47 Ratio)*

R.O.: 43-18411A2

SÓLO COJINETE GLM21560 *bearing only*

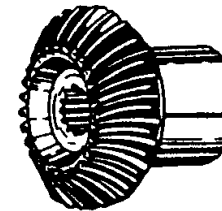
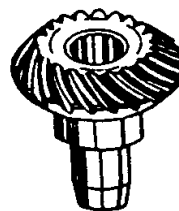
PARA For MC-1, R, MR, Alpha One & Gen II (1970-1997)

GLM11214

R.O.: 43-853641A2

SÓLO COJINETE GLM21560 *bearing only*

PARA For Alpha One Gen II (1998 & up) 1.47 Ratio



PARA LA MAYORÍA DE COLAS V8 For Most V8 Drives

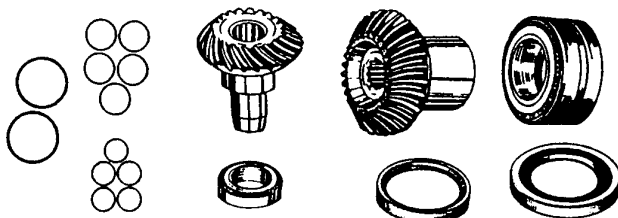
GLM11212

ALTA RESISTENCIA *Heavy duty 20/22 (1.50 or 1.47 Ratio)*

R.O.: 43-18411A4

(1970-1997)

- 2 COJINETES *Bearings* (GLM21520, GLM21560)
- 2 RETENES *Oil Seals* (GLM85020, GLM85060)
- 2 AROS *O-Rings* (GLM80420, GLM82370)
- 2 SUPLEMENTOS *Shim Sets* (GLM23270, GLM23280)



PARA 6 CIL. EN LINEA For 6 Cyl Inline

GLM11220

24/24 (1.65 or 1.62 Ratio)

R.O.: 43-45814A5


(1970-1997)

GLM11222

24/24 (1.62 & 2.0 Ratio)

R.O.: 43-853640A2

(1998 & up)



PARA V6 y 470/485 For V6 and 470/485

GLM11230

17/19 (1.84 or 1.81 Ratio)

R.O.: 43-75325A3


(1970-1997)

GLM11233

17/19 (1.81 Ratio)

R.O.: 43-853643A2

(DESDE 1998 & up)



PARA 4 EN LINEA For 4 Cyl Inline

GLM11240

20/24 (1.98 or 1.94 Ratio)

R.O.: 43-55778A3

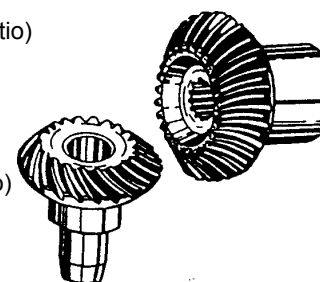
(1970-1997)

GLM11244

20/24 (1.94 & 2.4 Ratio)

R.O.: 43-853642A2

(DESDE 1998 & up)



REPARACION ALETAS COLA - Skegs service kit

SKEGGARD

Para reparar y proteger daños ocasionados en las aletas de las colas.

Fabricado en acero inoxidable, puede instalarse en pocos minutos sin tener que soldar. *Repairs broken skegs and protects the new ones.*

Stainless steel made. Easy to install

A/P99002

Alpha One
1985-1990

A/P99004


Bravo One
1988-1989

A/P99003

Alpha One Gene II
Desde from 1991

A/P99005

Bravo I & II
Desde from 1990





MERCUISER

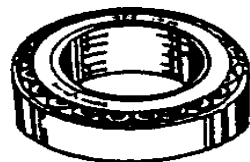
GUIA COJINETES - Drive shaft housing gear set application guide

Modelo motor	Reducción	Años	Nº Serie	Kit Piñones Superior	Kit Reparación Parte Superior
Model	Gear Ratio	Years	SNS	Drive Gear/Gear Kit	Upper Gear Housing Service Kit
120/140	1.98	1970-1982	2791957-6225576	11240	N/A
470/485	1.84	1976-1982	4208730-6225575	11230	N/A
165	1.65	1970-1981	2763442 and Up	11220	N/A
888	1.50	1971-1977	3106717 and Up	11210/11212	N/A
225-S	1.50	1974	3856268-4200499	11210/11212	N/A
898/228	1.50	1977-1982	4782330-6225576	11210/11212	N/A
260	1.50	1978-1982	4898730-6225576	11210/11212	N/A
R/MR/Alpha One	1.98	1983-1990	6225577 and Up	11240	11245
R/MR/Alpha One	1.84	1983-1990	6225577 and Up	11230	11235
R/MR/Alpha One	1.65	1983-1990	6225577 and Up	11220	11225
R/MR/Alpha One	1.50 HD	1983-1990	6225577 and Up	11210/11212	11215
Alpha One SS	1.50	1986-1989	0A5-46004 and Up	11210/11212	
Alpha One Gen II	2.40	1991-1997	0D-469859-0K999999	11240	11246
Alpha One Gen II	1.98/1.94	1991-1997	0D-469859-0K999999	11240	11246
Alpha One Gen II	1.65/1.62	1991-1997	0D-469859-0K999999	11220	11226
Alpha One Gen II	1.84/1.81	1991-1997	0D-469859-0K999999	11230	11236
Alpha One Gen II	1.50/1.47	1991-1997	0D-469859-0K999999	11210/11212	11216
Alpha One Gen II	2.40/1.94	1998 & up	OL000040 and up	11244	11247
Alpha One Gen II	1.81	1998 & up	OL000040 and up	11233	11237
Alpha One Gen II	2.00/1.62	1998 & up	OL000040 and up	11222	11227
Alpha One Gen II	1.47	1998 & up	OL000040 and up	11214	11217

COJINETES COLA - Drive shaft housing bearings

GLM21511

(1-25/32 O.D.)
R.O.: 31-32575T1
GLM21510
(1-15/16O.D)
R.O.: 31-6400A1



EJE SUPERIOR *Drive Shaft Upper*

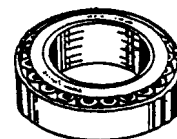
GLM21520

R.O.: 31-35988A12
GLM21522
R.O.: 31-30894A5
GLM21525
R.O.: 31-86763A2



GLM21630

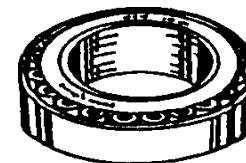
R.O.: 31-38356A1



UNIÓN CARDAN y PIÑONES *Yoke and Gears*

GLM21540

R.O.: 31-35990A1
GLM21550
R.O.: 31-66818A1
GLM21560
R.O.: 31-32573A1



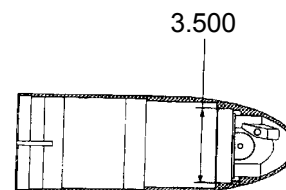
EJE INFERIOR *Drive Shaft Lower*

Modelo motor	Reducción	Años	Nº Serie	cojinete	parte inferior	parte superior
Model	Gear Ratio	Years	SNS	Bearing Assy. Drive Gear	Bearing Assy. Driven Gear	Bearing-Upper Cover
I	ALL	1963	1534570-1684187	N.L.A	21560	21511
W/M/C & EZ Shift	ALL	1964-1966	1684188-2065186	21520	21540	21511
120/140	1.98	1967	2062141-2187468	21520	21540	21540
120/140	1.98	1967-1971	2187469-3134193	21520	21540	21511
120/140	1.98	1971-1982	3213658-6225576	21520	21540	21510
470/485	1.84	1976-1982	4208730-6225575	21520	21540	21540
160	1.68	1967	2065190-2182197	21520	21540	21511
160	1.68	1967-1971	2182198-3134193	21520	21540	21510
165	1.65	1971-1981	3213658 and Up	21520	21540	21510
888	1.50	1974 and Newer	3784375 and Up	21520	21540	21510
225-S	1.50	1974	3856268-4200499	21520	21540	21510
233	1.32	1975-1977	4200500 and Up	-	21550	21510
898/228	1.65	1977-1982	4782330-6225576	21520	21540	21510
250	1.32	1977	4791300-4898729	-	21550	21510
260	1.50	1978-1982	4898730-6225576	21520	21540	21510
R/MR/Alpha One	1.98/1.84/1.65/1.50	1984-1990	6225577 and Up	21520	21540	21510
R/MR/Alpha One	1.50	1984-1990	6225577 and Up	21520	21560	21510
R/MR/Alpha One	1.32	1984-1990	6225577 and Up	-	21550	21510
Alpha One SS	1.32	1986-1989	0A545004 and Up	-	21550	21510
Alpha One SS	1.50	1986-1989	0A545004 and Up	-	21560	21510
Alpha One Gen II	2.40/1.98/1.84/1.65	1991-1995	0D469859-0F679999	21520	21540	21510
Alpha One Gen II	1.50	1991-1995	0D469859-0F679999	21520	21560	21510
Alpha One Gen II	2.40/1.94/1.81/1.62	1996-1997	0F680000-0K999999	21520	21540	21511
Alpha One Gen II	1.47	1996-1997	0F680000-0K999999	21520	21560	21511
Alpha One Gen II	2.40/2.00/1.94/1.81/1.62	1998 and Newer	0L100040 and Up	21522	21540	21511
Alpha One Gen II	1.47	1998 and Newer	0L100040 and Up	21522	21560	21511
Bravo /M/II	ALL	1988 and Newer	0B664190-0F345867	21525	REC31-02019	REC31-02019
Bravo /M/II	ALL	1988 and Newer	0B664190-0F345867	21525	REC31-02019	REC31-02019
Blackhawk	ALL	1994-1995	0F186717 and Up	21525	-	-
Blackhawk	ALL	1994-1995	0F186717 and Up	21525	-	-
TR/TRS	ALL	1973-1993	3377316 and Up	21630	-	N/A

JUEGOS DE PIÑONES - Lower Gear Sets

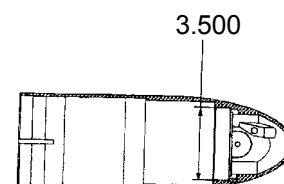
GLM11312

PARA TODOS *all* MC-1/R/MR/ALPHA ONE
CALIBRE PIÑÓN DELANTERO DE
3.4985-3.5000 INCH ID *FORWARD GEAR*
BEARING BORE SIZE



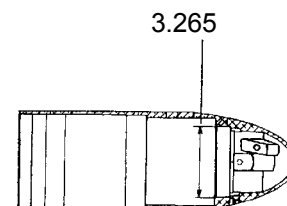
GLM11312

ALPHA ONE GENE II (1991-95)
(S/N OD469859-OF679999; P/N 1623-815822A6)
CALIBRE PIÑÓN DELANTERO DE 3.4985-3.5000 INCH ID
FORWARD GEAR BEARING BORE SIZE.
NO SIRVE COMO REEMPLAZO DE LA CARCASA (NUEVA REF. 1623-815822A30)
ORIGINAL *NOT A REPLACEMENT FOR OEM HOUSING(NEW SUPERSEDED PIN 1623-815822A30)*



GLM11313

ALPHA ONE GENE II (Desde 1996 & up)
(Desde S/N OF680000 & up; P/N 1623-815822A30)
Y OTRAS ALPHA CON PIÑONES DELANTEROS DE MENOR MEDIDA
& *SOME ALPHA ONE WITH SMALLER FORWARD*
GEAR BEARING BORE SIZE HAVE A FORWARD GEAR BEARING BORE
SIZE OF 3.2635-3.2650 INCH ID



HERRAMIENTAS PARA EL PROFESIONAL - Tools for professional use

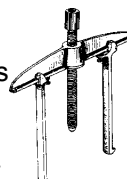
GLM90095

EXTRACTOR COJINETES Y HÉLICES CON PATAS
Para todos los cojinetes Mercruiser y la mayoría de
las hélices. - *PROP AND BEARING CARRIER PULLER*
Capacity: 5 Tons (Min) For Mercruiser All Style Bearing
Carrier and Most Prop.

Para hélices y
cojinetes antiguos
For prop and old style
bearing carrier.

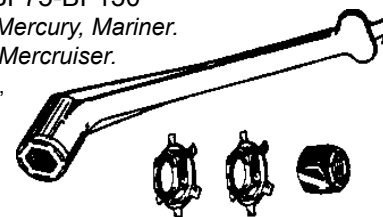


Para cojinetes
modernos
For new style
bearing carrier.



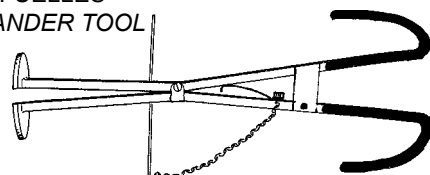
GLM90065

KIT LLAVES HÉLICE. Para Mercury,
Mariner, Force V4 y V6 y todos los
Mercruiser - Honda BF75-BF130
PROP WRENCH KIT. Mercury, Mariner.
Force V4 & V6 and all Mercruiser.
R.O.: MC 91-821887A1,



GLM90360

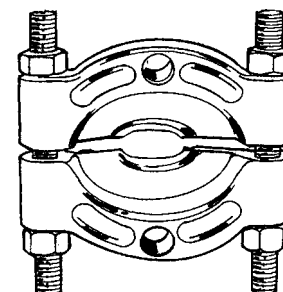
EXPANSOR DE FUELLES
BELLOWS EXPANDER TOOL
R.O.: 91-45497A1



Instala los fuelles de escape en las MC-1/MR/Alpha One/
Alpha One Gene II, Bravo y Blackhawk. Diseño GLM: Asa en
tijera con grapa de vinilo que se abre con un cierre a
rosca
Installs exhaust bellows on MC-1/R/MR/Alpha One/Alpha
One Gen II, Bravo, and Blackhawk drive units
GLM Design: Scissor handle with vinyl grip and opens with
screw lock

GLM90150

REMOVEDOR DE RAPAS UNIVERSAL
UNIVERSAL PULLER PLATE
R.O.: 91-37241




Quita piñones y cojines
Pulls gears and bearings

HERRAMIENTAS PARA EL PROFESIONAL - *Tools for professional use*


GLM90470

Util para colocar los fuelles de Transon Gene.II y Bravo
Tool to install gene II & BRAVO transon bellows
 R.O.91-818162



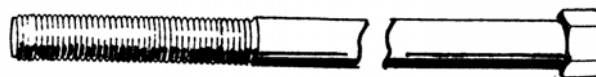
GLM90270

EXTRACTOR
 Para desmontar el cojinete de las colas MC-I, R-MR,
 Alpha One.
DRIVER HEAD
 Removes pinion bearing from MC-I, R-MR, and Alpha One
 drive units.
 R.O.: 91-36569T



GLM90280

EXTRACTOR
 Para utilizar con las herramientas GLM90260 y
 GLM90270 para instalar y desmontar el cojinete
PULLER ROD
 Used with No. 90260 & 90270 tools to install & remove
 pinion bearing.
 R.O.: 91-31229



GLM90200

LLAVE TORNILLO LATERAL TRANSON
 Instala y desinstala los tornillos laterales de las
 colas Mercruiser
HINGE PIN TOOL
 Removes and installs hinge pins from all Mercruiser
 drive units.
 R.O.: 91-78310



GLM90050

CENTRADOR MOTOR
 Centra el motor y la cola durante la instalación
ENGINE ALIGNMENT TOOL
 Aligns engine and drive unit during installation.
 R.O.: 91-57797A3, 91-805475A1



GLM90220

LLAVE ESTRIADO EJE
 Da una superficie de llave para girar el eje de cambio en
 las colas MC-I, R-MR, Alpha One y Alpha One Gen II
DRIVE SHAFT ADAPTER
 Provides a wrench surface to turn the
 drive shaft on MC-I; R-MR; Alpha
 One; and Alpha One, Gen Two
 drive units.
 R.O.: 91-56775T



GLM90230

LLAVE ESTRIADO EJE
 Da una superficie de llave para girar el eje de la
 hélice en las colas MC-I, R-MR, TRS, Alpha One
 y Gene II y Bravo I
PROP SHAFT ADAPTOR
 Provides a wrench surface to turn the
 propeller shaft on MC-I; R-MR;
 Alpha One; Alpha One, Gen Two;
 Bravo One; and TRS drive units.
 R.O.: 91-61077T



GLM90240

LLAVE TUERCA EJE VERTICAL
 Para montaje y desmontaje del retenedor y
 cojinete superior en colas Alpha y fuerabordas
DRIVE SHAFT BEARING RETAINER WRENCH
 Removes and installs threaded bearing retainer on
 Alpha stern drives.
 R.O.: 91-43506T



HERRAMIENTAS PARA EL PROFESIONAL - Tools for professional use

GLM90110

LLAVE CABLE CAMBIO

Para montaje y desmontaje de los cables de cambio en las colas MC-I, R-MR, Alpha One, Gene II

SHIFT CABLE TOOL. Installs and removes drive shaft bearing retainer on MC-1, R-MR, Blackhawk, all Bravo, and all Alpha drive units.

R.O.: 91-12037



GLM90100

LLAVE TUERCA CARDAN

Para montaje y desmontaje de la tuerca del cardan en todas las colas MC-I, R-MR, Blackhawk, Alpha y Bravo *BEARING RETAINER WRENCH. Installs and removes drive shaft bearing retainer on MC-1, R-MR, Blackhawk, all Bravo, and all Alpha drive units.*

R.O.: 91-17256



GLM90140

LLAVE TUERCA VARILLA CAMBIO

Para montaje y desmontaje de las tuercas de la varilla cambio en las colas MC-I, R-MR, Alpha One.

SHIFT SHAFT BUSHING TOOL. Removes and installs the shift shaft bushing in the gear case of MC-I, R-MR, and Alpha One, drive units.

R.O.: 91-31107T



GLM90160

LLAVE GALGADO PIÑONES

Mide la altura del piñón en las colas MC-I, R-MR, Alpha One y Gene II

PINION GEAR SHIMMING TOOL

Measures pinion height of MC-I; R-MR; Alpha One; and Alpha One, Gen Two drive units.

R.O.: 91-56048T



GLM90180

LLAVE GALGADO PIÑONES

Mide la distancia de los piñones de la parte de arriba en las colas MC-I, R-MR, Alpha One, Gene II

DRIVEN GEAR SHIMMING TOOL

Measures upper driven gear clearance on MC-I; R-MR; and Alpha One; and Alpha One, Gen Two drive units.

R.O.: 91-60526T



GLM90170

LLAVE GALGADO PIÑONES

Mide la distancia de los piñones en la parte superior en las colas MC-I, R-MR, Alpha One y Gene II.

DRIVE GEAR SHIMMING TOOL

Measures upper drive gear clearance on MC-I; R-MR; Alpha One; and Alpha one, Gen Two drive units.

R.O.: 91-60523



GLM90190

LLAVE TUERCA DIABOLO

Instala y desinstala las tuercas del diablo en las colas MC-I, R-MR, TRS, Alpha One y Gene II y Bravo I y II

BEARING CARRIER RETAINER WRENCH

Removes and installs bearing carrier retainer nuts on Bravo One and Two; MC-I; R-MR; and Alpha One, Gen. Two; and TRS; drive units.

R.O.: 91-61069T



GLM90210

LLAVE TUERCA EJE VERTICAL

Incluye un adaptador eje GLM90220
Sostiene la tuerca del piñón cuando se está sacando el piñón y el eje en las colas MC-I, R-MR, Alpha One

PINION NUT ADAPTOR KIT

Holds pinion nut when removing pinion gear and drive shaft on MC-I, R-MR, and Alpha One drive units.

Comes with one GLM #90220 drive shaft adaptor

R.O.: 91-61067A3



HERRAMIENTAS PARA EL PROFESIONAL - Tools for professional use

GLM90310


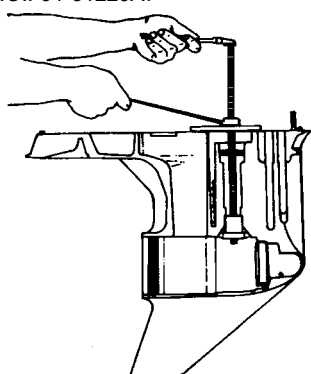
KIT HERRAMIENTAS TRABAJO COLAS

Kit de montaje y desmontaje de los retenes y cojinetes de las colas Alpha, Alpha Gene II y Bravo - GEAR CASE TOOL KIT -

Removes and installs bearings in MC-I,

R-MR, Alpha One, Alpha One Gen Two and Bravo

R.O.: 91-31229A7



RM91-43579

LLAVE MONTAJE y DESMONTAJE CASQUILLO SUJECCIÓN TUBO DE AGUA

Para todas las colas Bravo I, II y III

DRIVE SHAFT ADAPTER

GLM design to hold 5/8" pinion nut when removing pinion gear and drive shaft on OMC sterndrive and O/B. Comes with No. 90350

R.O.: 91-43579



RM91-17275A1

LLAVE MONTAJE RETENES y CASQUILLOS EJE CAMBIO

Para todas las colas Bravo I, II y III

DRIVESHAFT SHIMING TOOL

GLM design one piece vertical shimming tool for most OMC sterndrive and V6 outboard

R.O.: 91-17275A1



RM91-34569A1

EXTRACTOR DE COJINETES

DRIVER BEARING

R.O.: 91-34569A1



GLM90320

LLAVE EXTRACTORA EJE CAMBIO

Para todas las colas Bravo I, II y III

SHIFT HANDLE TOOL

For all Bravo drive units

R.O.: 91-17302



RM91-17273

LLAVE MONTAJE CASQUILLOS EJE CAMBIO

Para todas las colas Bravo I, II y III

BUSHING REMOVAL TOOL

For all Bravo drive units

R.O.: 91-17273

