



# QUR'AN

Grade-1 Curriculum

## ABSTRACT

For everything we do someone teaches us how to. Allah (swt) in his infinite Mercy has given us a “user guide for living our life” in the shape of the Qur’an. It is now our responsibility to read, understand and adopt these divine principals to, first become one people (Ummah) and then to become one with Him without difficulty when he calls us back unto Him. This curriculum endeavors to break the Qur’an learning process into small steps that can easily be mastered.

Sohail Qasim, Principal



# Sunday Madrassa – Grade-1 Qur'an Weekly Curriculum

## Table of Contents

<b>Books – Grades 1 to 5 .....</b>	<b>5</b>
Qur'an Reading.....	5
Surah and Salah.....	5
Dua.....	5
<b>Semester-I .....</b>	<b>5</b>
<b>Week 1:.....</b>	<b>6</b>
Qur'an Reading:.....	6
Surah and Salah:.....	6
<b>Week 2:.....</b>	<b>7</b>
Qur'an Reading:.....	7
Surah and Salah:.....	7
Dua:.....	7
Special Instruction: .....	8
<b>Week 3:.....</b>	<b>8</b>
QUIZZ.....	8
Qur'an Reading:.....	8
Surah and Salah:.....	8
Dua:.....	8
<b>Week 4:.....</b>	<b>9</b>
Qur'an Reading:.....	9
Surah and Salah:.....	9
Dua:.....	9
Special Instruction: .....	9
<b>Week 5:.....</b>	<b>10</b>
<b>Week 6:.....</b>	<b>10</b>
Qur'an Reading:.....	10
Surah and Salah:.....	10
Dua:.....	10
Special Instruction: .....	11
<b>Week 7:.....</b>	<b>11</b>
Qur'an Reading:.....	11
Surah and Salah:.....	11
Dua:.....	11
Special Instruction: .....	11
<b>Week 8:.....</b>	<b>12</b>
Qur'an Reading:.....	12
Surah and Salah:.....	12
Dua:.....	12
<b>Week 9:.....</b>	<b>12</b>
Qur'an Reading:.....	12
Surah and Salah:.....	13
Dua:.....	13



## Sunday Madrassa – Grade-1 Qur'an Weekly Curriculum

<b>Week 10:</b>	<b>14</b>
<b>Qur'an Reading:</b>	<b>14</b>
<b>Surah and Salah:</b>	<b>14</b>
<b>Dua:</b>	<b>14</b>
<b>Week 11:</b>	<b>14</b>
<b>Qur'an Reading:</b>	<b>14</b>
<b>Salah:</b>	<b>16</b>
Fajr	16
Zohr	16
Asr	16
Maghrib	16
Isha	16
Fard	16
Sunnah	16
Nafl	16
Witr	16
Salah Al Jummah	16
<b>Special Salah:</b>	<b>16</b>
Salah Al Taraweeth	16
Salah Al Eid	16
Salah Al Qasr	16
Salah Al Janazzah	16
<b>Special Salah:</b>	<b>17</b>
Salah Al Tahajjud	17
Salah Al Istikhaarah	17
<b>Week 12:</b>	<b>18</b>
<b>Qur'an Reading:</b>	<b>18</b>
<b>Surah and Salah:</b>	<b>18</b>
<b>Dua:</b>	<b>18</b>
<b>Special Instruction:</b>	<b>18</b>
<b>Week 13:</b>	<b>18</b>
<b>Qur'an Reading:</b>	<b>18</b>
<b>Surah and Salah:</b>	<b>18</b>
<b>Dua:</b>	<b>18</b>
<b>Week 14:</b>	<b>19</b>
<b>Qur'an Reading:</b>	<b>19</b>
<b>Surah and Salah:</b>	<b>19</b>
<b>Dua:</b>	<b>19</b>
<b>Week 15:</b>	<b>19</b>
<b>EXAM PREP</b>	<b>19</b>
<b>Weeks 16:</b>	<b>19</b>
<b>FINAL EXAM</b>	<b>19</b>
<b>Semester-II</b>	<b>20</b>
<b>Week 17:</b>	<b>20</b>
<b>Qur'an Reading:</b>	<b>20</b>



## Sunday Madrassa – Grade-1 Qur'an Weekly Curriculum

Surah and Salah:	20
Dua	20
<b>Week 18:</b>	<b>21</b>
Qur'an Reading:	21
Surah and Salah:	21
Dua:	21
<b>Week 19:</b>	<b>21</b>
Qur'an Reading:	21
Surah and Salah:	22
Dua:	22
Special Instruction:	22
<b>Week 20:</b>	<b>22</b>
Qur'an Reading:	22
Surah and Salah:	22
Dua:	22
<b>Week 21:</b>	<b>23</b>
Qur'an Reading:	23
Surah and Salah:	23
Dua	23
Special Instructions:	23
<b>Week 22:</b>	<b>23</b>
Qur'an Reading:	23
Surah and Salah:	23
Dua:	24
<b>Week 23:</b>	<b>24</b>
Qur'an Reading:	24
Surah and Salah:	24
Dua:	24
<b>Week 24:</b>	<b>24</b>
Qur'an Reading:	24
Surah and Salah:	25
Dua:	25
<b>Week 25:</b>	<b>25</b>
Qur'an Reading:	25
Surah and Salah:	25
Dua:	25
<b>Week 26:</b>	<b>26</b>
Qur'an Reading:	26
Surah and Salah:	26
<b>Week 27:</b>	<b>26</b>
Qur'an Reading:	26
Dua:	26
<b>Week 28:</b>	<b>27</b>
Manners:	27



## Sunday Madrassa – Grade-1 Qur'an Weekly Curriculum

Qur'an Reading, Surah and Salah, Dua:.....	27
Week 29: .....	27
Manners: .....	27
Week 30 and 31:.....	27
Final Exam Prep .....	27
Week 32: .....	27
Final Exam .....	27



---

## Books – Grades 1 to 5

### **Qur'an Reading**

Learn How to Read Al-Quran

### **Surah and Salah**

Juz 'Amma For Schools Students  
Volume-1

### **Dua**

Daily Duas

---

### **Semester-I**



# Sunday Madrassa – Grade-1 Qur'an Weekly Curriculum


## Week 1:




### Qur'an Reading:

Learn to read and write letters أ; ي and learn letter إ with the following harakah

#### 1. **Al hamza** - page 95 of the Learn How to Read Al-Qur'an


Al-Hamza should be pronounced along with the Harakah that comes with it wherever it is written. That means that either Al-Hamza is written on top of or underneath another letter or even found by itself, the reader is supposed to pronounce only Al-Hamza along with its Harakah.

- a. Sign in Qur'an is 
  - b. May appear anywhere within a word.
  - c. It is always pronounced
- #### 2. **Al Madd** (pronounced "mudd") - Madd means to prolong the sound of a vowel. The minimum prolongation of a vowel is to the measure of two vowels (2 counts), which is equal to the measure of one Alif. - page 41 of the Learn How to Read Al-Qur'an

- a. Sign in Qur'an is  (short mudd – three lengths);  (long mudd – five lengths)
  - b. May appear anywhere within a word
  - c. It is always pronounced
- #### 3. **Al Wasl**
- a. Sign in the Qur'an is 
  - b. Appears only at the beginning of a word.
  - c. Pronounced only if there is no letter before it.

#### 4. **Letter Alef**

#### 5. **Letter Alef Maqsurah**

- a. Sign in the Qur'an is 
- b. Bare **yaa** (without any dots) with a suspended Alif above it
- c. The Alif Maqsurah lengthens the fat-hah to two counts
- d. You say the AA sound and not EE

### Surah and Salah:

1. Explain the meaning of each Ayaah



## Sunday Madrassa – Grade-1 Qur'an Weekly Curriculum

Verses	Translation	Text
1.1	In the Name of Allah, the Beneficent, the Merciful	بِسْمِ اللَّهِ الرَّحْمَنِ الرَّحِيمِ
1.2	[All] praise is [due] to God, Lord of the worlds	الْحَمْدُ لِلَّهِ رَبِّ الْعَالَمِينَ
1.3	The Entirely Merciful, the Especially Merciful	الرَّحْمَنُ الرَّحِيمُ
1.4	Sovereign of the Day of Recompense	مَالِكِ يَوْمِ الدِّينِ
1.5	It is You we worship and You we ask for help	إِيَّاكَ نَعْبُدُ وَإِيَّاكَ نَسْتَعِينُ
1.6	Guide us to the straight path	اهْدِنَا الصِّرَاطَ الْمُسْتَقِيمَ
1.7	The path of those upon whom You have bestowed favor, not of those who have evoked [Your] anger or of those who are astray	صِرَاطَ الَّذِينَ أَنْعَمْتَ عَلَيْهِمْ غَيْرِ الْمَغْضُوبِ عَلَيْهِمْ وَلَا الضَّالِّينَ

### 2. Few of the many names of Surah Al Fatiha

Al Fatiha - the Opener	Ash-Shāfiya - The Remedy	Sab'a al Mathani - Seven repeated verses
Um Al Qur'an - the Mother of Qur'an	Um Al Kittab - the Mother of the Book	Ash-Shifā - the Cure
Al-Hamd - Praise	Al-Ruqyah - remedy or spiritual cure	Al Asas - The Foundation

## Week 2:

### Qur'an Reading:



1. Learn to read and write letters Waaw and Yaa

### Surah and Salah:

1. Review Surah Fatiha in Arabic and translation.

### Dua:

1. Explain how we make wudu
2. Learn duas before eating (recite with students following)

بِسْمِ اللَّهِ وَعَلَى بَرَكَاتِهِ

*"In the name of Allah and with the blessings of Allah I begin (eating)".*

**Short form:** بِسْمِ اللَّهِ

3. Recite duas after eating (recite with students following)

الْحَمْدُ لِلَّهِ الَّذِي أَطْعَمَنَا وَسَقَانَا وَجَعَلَنَا مِنَ الْمُسْلِمِينَ

*"All praise belongs to Allah, who fed us and quenched our thirst and made us Muslims".*



# Sunday Madrassa – Grade-1 Qur'an Weekly Curriculum

Short form: الْحَمْدُ لِلَّهِ

4. Explain what these mean:

a. Ta'awwuz (recite with students following)

أَعُوذُ بِاللَّهِ مِنَ الشَّيْطَانِ الرَّجِيمِ  
I seek protection in Allah ﷻ from shaytaan, the rejected.

b. Tasmiyah (recite with students following)

بِسْمِ اللَّهِ الرَّحْمَنِ الرَّحِيمِ  
In the name of Allah ﷻ, the Most Kind, the Most Merciful.

**Exit Quiz: Practice quiz at the end of class**

## Special Instruction:

Let students know about test next week in:

1. Qur'an: Letter recognition and reading, letters with harakah
2. Ta'awwuz and Tasmiyah
3. Dua before and after eating

## Week 3:

### QUIZZ

### Qur'an Reading:



1. Learn to read and write letter **Baa**
2. **Learn** this letter with harakah or short vowels
  - a. Fat-hah “ َ ” page-3 (to 8) from the Learn How to Read Al-Qur'an
  - b. Kasra “ ِ ” page-12 (to 16) from the Learn How to Read Al-Qur'an
  - c. Dhamma “ ُ ” page-17 (to 20) from the Learn How to Read Al-Qur'an

### Surah and Salah:

1. Review Surah Fatiha in Arabic and translation.

### Dua:

1. Demonstrate all prayer steps with Suwar, duas, Tasbihat without translation.  
Have students repeat after you in all these steps.



# Sunday Madrassa – Grade-1 Qur'an Weekly Curriculum

## Week 4:

### Qur'an Reading:



1. Learn to read and write letters Taa and Kaf and Mim with:
  - a. Fat-hah “َ” page-3 (to 8) from the Learn How to Read Al-Qur'an
  - b. Kasra “ِ” page-12 (to 16) from the Learn How to Read Al-Qur'an
  - c. Dhamma “ُ” page-17 (to 20) from the Learn How to Read Al-Qur'an

### Surah and Salah:

1. Learn Surah al Ikhlas with translation (recite with students following)

Verses	Translation	Text
	In the Name of Allah, the Beneficent, the Merciful	بِسْمِ اللَّهِ الرَّحْمَنِ الرَّحِيمِ
112.1	Say: He, Allah, is One	قُلْ هُوَ اللَّهُ أَحَدٌ
112.2	Allah, the Eternal	اللَّهُ الصَّمَدُ
112.3	He begets not, nor is He begotten	لَمْ يَلِدْ وَلَمْ يُولَدْ
112.4	And there is none like unto Him	وَلَمْ يَكُنْ لَهُ كُفُوًا أَحَدٌ

### Dua:

1. Learn dua for knowledge

رَبِّ زِدْنِي عِلْمًا

O My Lord, Increase me in knowledge.  
(Surah Ta'ha, S.20/V.114)

2. Learn Tasbih of Ruku

سُبْحَانَ رَبِّيَ الْعَظِيمِ

Glory be to My Lord, the Great.

3. Learn Tasbih of Sujood

سُبْحَانَ رَبِّيَ الْأَعْلَى

Glory be to My Lord, the Most High.

4. Learn Salaam after prayers

السلام عليكم ورحمة الله وبركاته

Peace be upon you and Allah's mercy and blessings

### Special Instruction:

Let students know about test next week in Qur'an reading and Dua.



## Sunday Madrassa – Grade-1 Qur'an Weekly Curriculum

### Week 5:

Practice Arabic letters and haraka letters أ; ي; و; ب; ت and ة with Fat-hah, Kasra, Dhamma.

### TEST in Qur'an reading and Dua

### Week 6:

#### Qur'an Reading:

1. Learn Al Hamzah haraka in different pictures



2. Learn to read and write letter ث
3. Learn to read and write haraka Al Sukoon “ ْ ” or “ َ ” - pages 33; 34; 35

#### Surah and Salah:

1. Learn Surah Al Nas - explain the meaning and translation

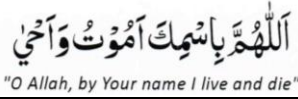
Verses	Translation	Text
	In the Name of Allah, the Beneficent, the Merciful	بِسْمِ اللَّهِ الرَّحْمَنِ الرَّحِيمِ
114.1	Say: I take refuge with the Lord of Mankind	قُلْ أَعُوذُ بِرَبِّ النَّاسِ
114.2	The King of Mankind	مَلِكِ النَّاسِ
114.3	The God of Mankind	إِلَهِ النَّاسِ
114.4	From the evil of the slinking whisperer	مِنَ الشَّرِّ الْوَسْوَاسِ الْخَنَّاسِ
114.5	Who whispers evil into the hearts of Mankind	الَّذِي يُوَسْوِسُ فِي صُدُورِ النَّاسِ
114.6	From among Jinn and Mankind	مِنَ الْجِنَّةِ وَالنَّاسِ

#### Dua:

1. Learn dua before sleeping



## Sunday Madrassa – Grade-1 Qur'an Weekly Curriculum



### Special Instruction:

The children are too young to be thinking about death, especially every night. So, **translate this Dua as "O Allah, by Your name I sleep and wake up."** Keep your discussion on this VERY BRIEF.

Kids should practice and recite Surah Al Nas and dua before sleep

## Week 7:

### Qur'an Reading:

1. Learn to read and write خ; ح; ج
2. In Book Learn How to Read Qur'an review:
  - a. page 6 for خ; ح; ج with Fat-hah
  - b. page 14 for خ; ح; ج with Kasrah
  - c. page 19 for خ; ح; ج with Dammah

### Surah and Salah:

1. Review Surah Al Nas with translation

### Dua:

1. Learn dua after waking up from sleep

All praise is for Allah who gave us life after causing us to die, and unto Him is the resurrection.

الْحَمْدُ لِلَّهِ الَّذِي أَحْيَانَا بَعْدَ مَا أَمَاتَنَا وَإِلَيْهِ النُّشُورُ

### Special Instruction:

The children are too young to be thinking about death, especially every morning. So, **translate this Dua as "All praise is for Allah who gave us wakefulness after causing us to sleep, and He is the One who raises us."** Keep your discussion on this VERY BRIEF.



# Sunday Madrassa – Grade-1 Qur'an Weekly Curriculum

## Week 8:

### Qur'an Reading:

1. Practice to read and write خ; ح; ج with Fat-hah, Kasra, Dammah

### Surah and Salah:

1. Test students with one surah each as a practice session (Arabic only)
  - a. Al Fatiha
  - b. Al Ikhlas
  - c. Al Nas

### Dua:

1. Recite dua before and after sleeping
2. Practice Salah
3. Practice Durood-e-Ibrahimi – Teacher reads with students following. Memorization is NOT required. Read this EVERY week at least once in this manner.

O Allah, let Your Peace come upon Muhammad and the family of Muhammad, as you have brought peace to Ibrahim and his family.	اللَّهُمَّ صَلِّ عَلَى مُحَمَّدٍ وَعَلَى آلِ مُحَمَّدٍ كَمَا صَلَّيْتَ عَلَى إِبْرَاهِيمَ وَعَلَى آلِ إِبْرَاهِيمَ إِنَّكَ حَمِيدٌ مَجِيدٌ •
O Allah, bless Muhammad and the family of Muhammad, as you have blessed Ibrahim and his family. Truly, You are Praiseworthy and Glorious	اللَّهُمَّ بَارِكْ عَلَى مُحَمَّدٍ، وَعَلَى آلِ مُحَمَّدٍ كَمَا بَارَكْتَ عَلَى إِبْرَاهِيمَ وَعَلَى آلِ إِبْرَاهِيمَ إِنَّكَ حَمِيدٌ مَجِيدٌ •

## Week 9:

### Qur'an Reading:

1. Kalimah Tayyibah

لَا إِلَهَ إِلَّا اللَّهُ مُحَمَّدٌ رَّسُولُ اللَّهِ

There is no God besides Allah ﷻ; Hadhrat Muhammad j is the messenger of Allah ﷻ.

2. Kalimah shahadah



## Sunday Madrassa – Grade-1 Qur'an Weekly Curriculum

أَشْهَدُ أَنْ لَا إِلَهَ إِلَّا اللَّهُ وَأَشْهَدُ أَنَّ  
مُحَمَّدًا عَبْدُهُ وَرَسُولُهُ

I bear witness that there is no God besides Allah ﷻ and I bear witness that Hadhrat Muhammad j is His servant and messenger.

---

### 3. Kalimah Tamjid

سُبْحَانَ اللَّهِ وَالْحَمْدُ لِلَّهِ وَلَا إِلَهَ إِلَّا اللَّهُ وَاللَّهُ  
أَكْبَرُ وَلَا حَوْلَ وَلَا قُوَّةَ إِلَّا بِاللَّهِ الْعَلِيِّ الْعَظِيمِ

Glory be to Allah ﷻ and all praise be to Allah ﷻ. There is no God besides Allah ﷻ. And, Allah ﷻ is the Greatest. There is no power and might except from Allah ﷻ, The Most High, The Great.

---

### Surah and Salah:

1. Learn what are the different kind of Salah
  - a. Salah Al Fard
  - b. Salah Al Sunnah
  - c. Salah Al Nafil
  - d. Salah Al Witr
  - e. Salah Al Qasr
  - f. Salah Al Tahajjud
  - g. Salah Al Jummah
  - h. Salah Al Eid
  - i. Salah Al Taraweeh
  - j. Surah Al Janazzah
  - k. Salah Al Istikhaarah

### Dua:

1. Learn dua FOR
  - a. Entering the bathroom – with LEFT FOOT



## Sunday Madrassa – Grade-1 Qur'an Weekly Curriculum

اللَّهُمَّ إِنِّي أَعُوذُ بِكَ مِنَ الْخُبْثِ وَالْخَبَائِثِ

O Allah ﷻ, I seek Your protection from the male and female Devil.

- b. Leaving the bathroom

غُفْرَانِكَ

I seek Your pardon. ]

### Week 10:

#### Qur'an Reading:

1. Review and practice all Arabic letters that we have learnt so far:

ج ح خ تة ة ب ي و ا ; Waaw; Yaa ; Baa ; Taa ; and;  
All harakah اَ اِ اُ ; ءَ ءِ ءُ ; آَ آِ آُ ; ؓ ؔ ؕ ; “ ” ; “ ” ; “ ”

2. Practice for test next week

#### Surah and Salah:

1. Review
  - a. Surah Al Fatiha
  - b. Surah Al Ikhlas
  - c. Surah Al Nas

#### Dua:

1. Review dua entering the bathroom and leaving the bathroom

### Week 11:

#### Qur'an Reading:

1. Test for letters learnt so far



## Sunday Madrassa – Grade-1 Qur'an Weekly Curriculum



## Sunday Madrassa – Grade-1 Qur'an Weekly Curriculum

### GIVE PRINTOUT TO STUDENTS

Salah:

#### 1. Introduce prayer breakup

	Fajr	Zohr	Asr	Maghrib	Isha
Sunnah before	2 (Mu'akkadah)	4 (Mu'akkadah)	4 (Ghair Mu'akkadah)	-	4 (Ghair Mu'akkadah)
Fard	2	4	4	3	4
Sunnah after	-	2 (Mu'akkadah)	-	2	2
Nafil	-	2	-	2	2
Witr	-	-	-	-	3
<b>Total Raka'at</b>	<b>4</b>	<b>12</b>	<b>8</b>	<b>7</b>	<b>15</b>

#### **Explain the meaning of Mu'akkadah:**

These are the practices that our Prophet SAW performed continuously and rarely left.

	Fajr	Zohr	Asr	Maghrib	Isha
Salah Al Jummah Surah Al-Jumu'ah	Normal prayer	2 Fard with Jama'a and 4 Fard if reading alone	Normal prayer	Normal prayer	Normal prayer

Home Assignment for Test Next Week

### MENTION THESE PRAYERS BUT DO NOT GO INTO DETAIL

Special Salah:

Salah Al Taraweeh	Taraweeh prayers are read during Ramadan at the end of the day and with Isha prayers. These are prayed in pairs of two and can be prayed in at least 08/12/20 raka'at.  Sunnah and Fard before Taraweeh, then Taraweeh and then Witr
-------------------	--------------------------------------------------------------------------------------------------------------------------------------------------------------------------------------------------------------------------------------------

	Fajr	Eid Prayer	Zohr	Asr	Maghrib	Isha
Salah Al Eid	Normal prayer	Special two raka'at prayer with seven Takbirat. Prayed after the sun has risen.	Normal prayer			

	Fajr	Zohr	Asr	Maghrib	Isha
Salah Al Qasr (while travelling-80km or more)	2 Fard	2 Fard only	2 Fard only	3 Fard only	2 Fard only

Salah Al Janazzah	This is the funeral prayer for a Muslim when he or she passes away. This is the prayer to ask Allah SWT for forgiveness of those who have passed away. This is prayed in congregation behind an Imam.				
-------------------	-------------------------------------------------------------------------------------------------------------------------------------------------------------------------------------------------------	--	--	--	--



## Sunday Madrassa – Grade-1 Qur'an Weekly Curriculum

### MENTION THESE PRAYERS BUT DO NOT GO INTO DETAIL OR GIVE PRINTOUT TO STUDENTS

#### Special Salah:

Salah Al Tahajjud	<p>The Tahajjud is a special Islamic prayer which is recommended (but not compulsory) for all Muslims. The Tahajjud is prayed after Isha (the obligatory nightly prayer) and before Fajr (the obligatory morning prayer). If possible, it is most desirable to perform the Tahajjud between midnight and Fajr, preferably in the last third of the night.</p> <p>The Tahajjud is typically performed by repeating multiple rakats of Salah. For the Tahajjud, the rakats are usually performed in pairs, so you'll also want to decide exactly how many rakats you intend to perform at this time.</p>
Salah Al Istikhaarah	<p>"Istikhaarah" means to seek goodness from Allah SWT. When one intends to do an <b>important</b> task they should do Istikhaarah before the task. This is simply asking Allah SWT for guidance.</p>

#### 1. Introduce Surah Al Falaq

Verses	Translation	Text
	In the Name of Allah, the Beneficent, the Merciful	بِسْمِ اللَّهِ الرَّحْمَنِ الرَّحِيمِ
113.1	Say: I seek refuge with the Lord of the Dawn	قُلْ أَعُوذُ بِرَبِّ الْفَلَقِ
113.2	From the mischief of created things	مِنْ شَرِّ مَا خَلَقَ
113.3	From the mischief of Darkness as it overspreads	وَمِنْ شَرِّ غَاسِقٍ إِذَا وَقَبَ
113.4	From the mischief of those who practice secret arts	وَمِنْ شَرِّ النَّفَّاثَاتِ فِي الْعُقَدِ
113.5	And from the mischief of the envious one as he practices envy	وَمِنْ شَرِّ حَاسِدٍ إِذَا حَسَدَ

#### 2. Learn after prayer Tasbehat and number of times each should be recited



- a. Subhan Allah
- b. Alhamdullilah
- c. Allahu Akbar



# Sunday Madrassa – Grade-1 Qur'an Weekly Curriculum

## Week 12:

### Qur'an Reading:

1. Learn to read and write letter  with different harakah
2. Practice from Learn How to Read Al Qur'an
  - a. page 6
  - b. page 14
  - c. page 19 for letter 

### Surah and Salah:

1. Introduce Surah Al Kawthar and explain meaning and translation

Verses	Translation	Text
	In the Name of Allah, the Beneficent, the Merciful	بِسْمِ اللَّهِ الرَّحْمَنِ الرَّحِيمِ
108.1	To thee have We granted the Fount (of Abundance)	إِنَّا أَعْطَيْنَكَ الْكَوْثَرَ
108.2	Therefore, to thy Lord turn in Prayer and Sacrifice	فَصَلِّ لِرَبِّكَ وَأَنْحَرْلَقَ
108.3	Indeed, your enemy is the one cut off (from hope)	إِنَّ شَانِئَكَ هُوَ الْأَبْتَرُ

### Dua:



1. Review Taawuz; Tasmiyah; Kalimah Tayyebah; and Kalimah Shahadah

### Special Instruction:

Let students know they will be tested for Surah Kawthar next week

## Week 13:

### Qur'an Reading:

1. Learn read and write letter  with harakah
2. Go to book Learn How to read Al Qur'an
  - a. page 6
  - b. page 14
  - c. page 19 for letter 

### Surah and Salah:

1. Test student's ability to recite Surah Al Kawthar fluently

### Dua:

1. Review all steps for wudu and all steps of salah







# Sunday Madrassa – Grade-1 Qur'an Weekly Curriculum

## Semester-II

### Week 17:

#### Qur'an Reading:

1. Learn to read and write letters ر; ز
2. Go to Book (learn how to read Al Qur'an)
  - a. Page 7 to see and understand ر; ز with Al Fathah harakah
  - b. Page 14 to see and understand ر; ز with Al Kasra harakah
  - c. Page 19 to see and understand ر; ز with Dhammah harakah

All students should know to write their name in Arabic

#### Surah and Salah:

1. Learn surah Al Nasr with meaning and read it fluently

Verses	Translation	Text
	In the Name of Allah, the Beneficent, the Merciful	بِسْمِ اللَّهِ الرَّحْمَنِ الرَّحِيمِ
110.1	When comes the Help of Allah, and Victory	إِذَا جَاءَ نَصْرُ اللَّهِ وَالْفَتْحُ
110.2	And you see the people enter Allah's Religion in crowds	وَرَأَيْتَ النَّاسَ يَدْخُلُونَ فِي دِينِ اللَّهِ أَفْوَاجًا
110.3	Then exalt [Him] with praise of your Lord and ask forgiveness of Him. Indeed, He is ever Accepting of repentance.	فَسَبِّحْ بِحَمْدِ رَبِّكَ وَاسْتَغْفِرْهُ إِنَّهُ كَانَ تَوَّابًا

#### Dua

1. Explain Tasbih of Ruku and Sujood; Keep reciting the Tasbih fluently



# Sunday Madrassa – Grade-1 Qur'an Weekly Curriculum

## Week 18:

### Qur'an Reading:

1. Learn how to read and write letters س; ش
- Go to Book Learn How to Read Al Qur'an page 7 to practice with Fatha harakah
  - Practice from page 14-15 with Kasrah harakah
  - Practice from page 19 with dammah

All students should know to write their name in Arabic

### Surah and Salah:

- recite surah Al Nasr fluently

### Dua:

- Learn Kalimah Tamjid

سُبْحَانَ اللَّهِ وَالْحَمْدُ لِلَّهِ وَلَا إِلَهَ إِلَّا اللَّهُ وَاللَّهُ  
أَكْبَرُ وَلَا حَوْلَ وَلَا قُوَّةَ إِلَّا بِاللَّهِ الْعَلِيِّ الْعَظِيمِ

Glory be to Allah ﷻ and all praise be to Allah ﷻ. There is no God besides Allah ﷻ. And, Allah ﷻ is the Greatest. There is no power and might except from Allah ﷻ, The Most High, The Great.

## Week 19:

### Qur'an Reading:

1. Learn to read and write letters ص; ض
- page 8 and read with Fat-hah
  - page 15 and read with Kasrah
  - page 19 and read with Dhammah

All students should know to write their name in Arabic



## Sunday Madrassa – Grade-1 Qur'an Weekly Curriculum

### Surah and Salah:

review Surah Al Falaq and Al Fatiha

### Dua:

1. Recite the Kalimah Tamjid

سُبْحَانَ اللَّهِ وَالْحَمْدُ لِلَّهِ وَلَا إِلَهَ إِلَّا اللَّهُ وَاللَّهُ  
أَكْبَرُ وَلَا حَوْلَ وَلَا قُوَّةَ إِلَّا بِاللَّهِ الْعَلِيِّ الْعَظِيمِ

Glory be to Allah ﷻ and all praise be to Allah ﷻ. There is no God besides Allah ﷻ. And, Allah ﷻ is the Greatest. There is no power and might except from Allah ﷻ, The Most High, The Great.

Read with the students following.

### Special Instruction:

Let students know of test next week in:

1. Qur'an: Al Fatiha; Al Falaq; Al Nasr
2. Dua: Durood e Ibrahim; Kalimah Tamjid; Tasbihat of ruku and sujood

## Week 20:

### Qur'an Reading:

1. Learn to read and write letters ط; ظ
2. Read from Learn How to Read Qur'an
  - a. page 8 and read with Fat-hah
  - b. page 15 and read with Kasrah
  - c. page 19-20 and read with Dhammah

All students should know to write their name in Arabic

### Surah and Salah:

1. Quiz on the surah Al Fatiha; Al Falaq; Al Nasr

### Dua:

1. One of duas: Durood e Ibrahim; Kalimah Tamjid; Tasbihat of ruku and sujood



# Sunday Madrassa – Grade-1 Qur'an Weekly Curriculum

## Week 21:

### Qur'an Reading:

ع غ

1. Learn how to read and write letters ع; غ
  - a. Practice reading with harakah from Learn How to Read Al Qur'an to page 8; page 9; page 15; and page 20

All students should know to write their name in Arabic

### Surah and Salah:

1. Learn surah Al Masad and explain meanings and translate them

Verses	Translation	Text
	In the Name of Allah, the Beneficent, the Merciful	بِسْمِ اللَّهِ الرَّحْمَنِ الرَّحِيمِ
111.1	May the hands of Abu Lahab be ruined, and ruined is he	ثَبَّتْ يَدَا أَبِي لَهَبٍ وَتَبَّ
111.2	His wealth will not avail him or that which he gained	مَا أَغْنَىٰ عَنْهُ مَالُهُ وَمَا كَسَبَ
111.3	He will [enter to] burn in a Fire of [blazing] flame	سَيَصْلَىٰ نَارًا ذَاتَ لَهَبٍ
111.4	And his wife [as well] - the carrier of firewood	وَأَمْرَأَتُهُ حَمَّالَةَ الْحَطَبِ
111.5	Around her neck is a rope of [twisted] fiber	فِي جِيدِهَا حَبْلٌ مِّن مَّسَدٍ

### Dua

1. Review duas before and after eating

### Special Instructions:

Practice surah Al Masad for next week.

## Week 22:

### Qur'an Reading:

ف ق

1. Learn how to read and write letters ف; ق
2. Practice reading with harakah from Learn How to Read Al Qur'an to page 9, page 15, and page 20.

All students should know to write their name in Arabic

### Surah and Salah:

1. Recite surah Al Masad fluently



## Sunday Madrassa – Grade-1 Qur'an Weekly Curriculum

### Dua:

1. Recite dua before and after eating

### Week 23:

#### Qur'an Reading:

1. Learn how to read and write letters ك ; ل
2. Practice reading with harakah from Learn How to Read Al Qur'an to page 9, page 15, and page 20.

All students should know to write their name in Arabic

#### Surah and Salah:

1. Review surah Al Ikhlas; Al Nas; Al Falaq
2. Preparation for the exam next week

### Dua:

1. Learn some of Muslim manners
  - a. Greeting

Translation	Transliteration	Arabic Text
May the peace, mercy, and blessings of Allah be with you	As'Salam Alaikum warahmatullahi wabarakatuh	السَّلَامُ عَلَيْكُمْ وَرَحْمَةُ اللَّهِ وَبَرَكَاتُهُ
And peace and mercy and blessings of Allah be upon you	Wa'alaikum assalam wa rahmatullahi wa barakatuh	وَعَلَيْكُمُ السَّلَامُ وَرَحْمَةُ اللَّهِ وَبَرَكَاتُهُ

### Week 24:

#### Qur'an Reading:

1. Learn how to read and write letters م ; ن
2. go to book Learn how to Read Al Qur'an
  - a. page 10 for م ; ن with Al Fatiha
  - b. page 15 for م ; ن with Al Kasrah
  - c. page 20 for م ; ن with Al Dhammah



## Sunday Madrassa – Grade-1 Qur'an Weekly Curriculum

All students should know to write their name in Arabic

### Surah and Salah:

1. Today is an exam day for the Qur'an Surah Al Ikhlas; Al Nas; Al Falaq

### Dua:

1. Learn more about Muslim manners
  - a. Bismillah - بِسْمِ اللَّهِ - Before we do anything we should say Bismillah - بِسْمِ اللَّهِ
  - b. Alhamdullilah - الْحَمْدُ لِلَّهِ - After we finish anything we should say Alhamdullilah - الْحَمْدُ لِلَّهِ

## Week 25:

### Qur'an Reading:

1. Learn how to read and write letter ه
2. all how it can come with different forms

ه	هـ	هـ
---	----	----

3. Practice from Learn How to Read Qur'an
  - a. page 10 for Fat-hah
  - b. page 15 for Kasra
  - c. page 20 for Dhammah

All students should know to write their name in Arabic

### Surah and Salah:

1. Review surah Al Masad

### Dua:

1. Manners –  
Use of the right side – when we want to do anything we should stand with the right (hand; foot; or side)  
Except:
  - a. when entering the bathroom
  - b. leaving the masjid



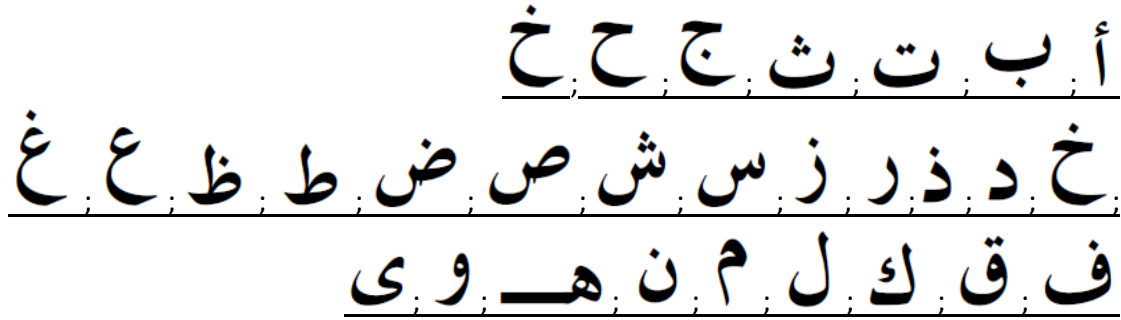
## Sunday Madrassa – Grade-1 Qur'an Weekly Curriculum

- c. taking off clothes

### Week 26:

Qur'an Reading:

Review all letters



All students should know to write their name in Arabic

Surah and Salah:

Review any surah students choose.

Manners of the road

Compassion: We should have compassion for elders; children; humans; and animals

يجب أن يكون لدينا الرحمة للشيخ والأطفال والبشر والحيوانات

### Week 27:

Give all the student the study guide

Qur'an Reading:

1. All students should know to write their name in Arabic
2. All students should know to write and read all Arabic letters
3. All students should know to write some words

Dua:

1. After sneezing
  - a. The person who sneezes should say الْحَمْدُ لِلَّهِ



## Sunday Madrassa – Grade-1 Qur'an Weekly Curriculum

b. The person who hears him say الْحَمْدُ لِلَّهِ should say

يَرْحَمُكَ اللَّهُ – For a male	يَرْحَمُكَ اللَّهُ – For a male
---------------------------------	---------------------------------

2. Visiting the ill

There is no problem, If Allah wills, He will purge your sins by this illness	لَا بَأْسَ ظَهَرَ إِنْ شَاءَ اللَّهُ
------------------------------------------------------------------------------	--------------------------------------

### Week 28:

Manners:

We say mashallah - مَا شَاءَ اللَّهُ	As Allah has willed	For expressing appreciation of something good
--------------------------------------	---------------------	-----------------------------------------------

**Qur'an Reading, Surah and Salah, Dua:**

Review and answer questions

### Week 29:

Manners:

1. When drinking a beverage
2. To start in the name of Allah, say Bismillah - بِسْمِ اللَّهِ - before you drink
3. Use your right hand to drink
4. We should drink taking at least 3 sips; not in one gulp
5. Do not exhale in your glass
6. Thank Allah after finishing and say Alhamdullilah - الْحَمْدُ لِلَّهِ
- c. When yawning the hand should be placed over the mouth and the person yawning should say Ta'awwuz - recite with students following

أَعُوذُ بِاللَّهِ مِنَ الشَّيْطَانِ الرَّجِيمِ

I seek protection in Allah ﷻ from shaytaan, the rejected.

### Week 30 and 31:

Final Exam Prep

### Week 32:

Final Exam