



List Price Schedule.

Looking for Merillat Classic® Sales Support? These resources can help.



the dream kitchen
for the real world.

Merillat.com

This consumer-facing website offers many ways to inspire organizational solutions in beautiful cabinetry options, as well as drive business to our dealers. Here are some highlights:

- View inspirational designs and photos.
- Download floor plan drawings from photosets to gather design ideas.
- Visualize door styles by wood species and finish.
- Use the “Features & Accessories for Your Lifestyle” to view organizational solutions by room type.
- Engage consumers by directing them to the “Step-by-Step Kitchen Planner” to create a mood board to share with their designer.
- Educate consumers about wood characteristics, installation, Merillat sustainability initiatives, and do’s and don’ts of cabinetry care.

Merillatbusiness.com

If you’re not currently registered for MerillatBusiness.com, you could be missing important product and brand information that can assist you with your Merillat sales efforts. It’s quick and easy, so visit the site and register today. It will enable you to:

- Check order status.
- Download or order product literature, like the product brochure, specification and price books, door/style finish codes, and 20-20 Design updates. (For question on 20-20 Design, email creator@mascocabinetry.com.)
- Download promotional materials, such as brand campaign print ads, direct mail postcards, videos and counter cards.
- Order samples and displays, like wood chips, selection centers, and sample doors and backer cards.

Merillat Customer Care Resources

Electronic means are convenient, but sometimes you just need to talk to a person, and Merillat Customer Care consultants are here to help. Your consultant can help you:

- Order product.
- Follow up on orders or track delivery progress.
- Discuss product situations or address invoice questions.

Your Merillat® Account Manager is there to help you ... every step of the way. Make sure to contact them whenever you have questions, concerns or need information.

Additional assistance is available through the Customer Care:
(855) 896-9803
distribution@mascocabinetry.com



Merillat® cabinetry carries the seal of the Kitchen Cabinet Manufacturers Association, meaning our cabinets exceed or meet the recommended minimum construction and performance standards outlined by the American National Standards Institute (ANSI/KCMA) Specification A161.1.

Masco Cabinetry LLC is proud to demonstrate its commitment to environmental sustainability through the certification, administered by the KCMA. All Masco Cabinetry facilities have also obtained ISO 14001 certificate of approval, demonstrating our commitment to reducing the impact of operations on the environment.

Table of Contents

	Page
How to Use the Product Specifications Catalog	4
Cabinet Features	5
Wall Cabinets	6 - 107
Wall Cabinet Accessories	108 - 123
Base Cabinets	124 - 173
Base Cabinets Accessories	174 - 193
Access Cabinets	194 - 195
Tall Cabinets	196 - 204
Tall Cabinet Accessories	205 - 223
Bath Cabinets	224 - 255
DeNova Beginnings™ Stock Vanity Tops	256
Bath Cabinet Accessories	256 - 261
Decorative Moldings	262 - 271
Decorative Hardware	272 - 274
Touch-Up	275 - 277
Index	278 - 279

WALL CABINETS /
ACCESSORIES

BASE CABINETS /
ACCESSORIES

ACCESS CABINETS

TALL CABINETS /
ACCESSORIES

BATH CABINETS /
ACCESSORIES

DECORATIVE MOLDINGS
HARDWARE / TOUCH-UP

How to Use the Product Specifications Catalog

This Product Specifications Catalog is the result of ideas and suggestions from consumers, builders, dealers, distributors, remodelers and architects, plus our engineering, sales and marketing departments. Together, we have created a Product Specifications Catalog that goes beyond the normal listing of part numbers. Now you have a catalog which assists you in designing, ordering and installing the cabinetry.

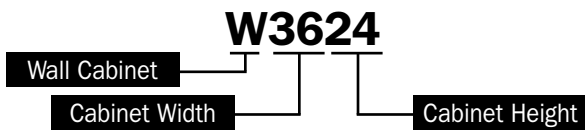
Your comments and suggestions are always welcome. We think that listening to our customers is the best way to provide the support and quality products you deserve.

Thanks for choosing Merillat!

Understanding the cabinetry product code

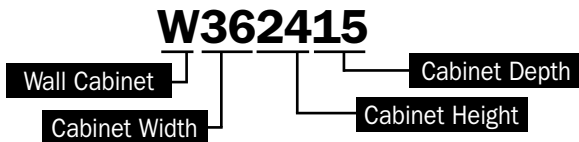
Wall Cabinets

Standard Wall Cabinet Example:

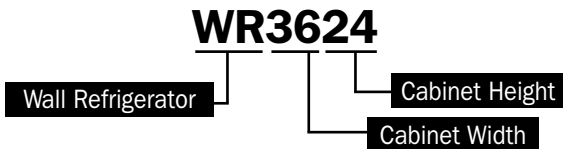


The wall cabinet width is always listed first and the height always follows. Standard depth for a wall cabinet is 12" deep. Thus 36 is the width, 24 is the height and depth is 12" in the first example. The depth is only list as the last two numbers when it is **not** the standard depth. Thus 36 is the width, 24 is the height and depth is 15" in the second example. With exception, wall refrigerator cabinets are offered in a standard depth of 24" as in the third example.

Wall Cabinet with Depth Modification Example:

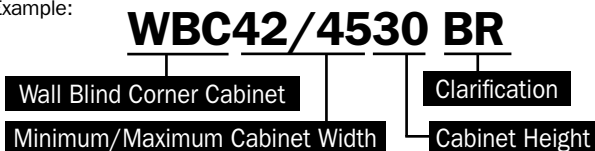


Wall Refrigerator Example:



There is one other exception to the rule and that involves wall blind corner cabinetry. With blind corner cabinetry, the cabinet can be pulled up to 2⁷/₈" from the corner.

Example:



42 is the width, /45 is the 42" width plus the 3" maximum (2⁷/₈" actual) for pulling the cabinet and 30 is the height.

On occasion, a letter will follow the wall or tall cabinet numbers. The only time we use a letter at the end of the product code is for clarification purposes. The letters we use at the end on select wall or tall cabinets are:

Wall Cabinets:

B–Butt Door
BL–Blind Position Left
BR–Blind Position Right

Options:

L–Left Hinging
R–Right Hinging
MG–Mullion Glass Door
PR–Prairie Glass Door
GD–Glass Door
MI–Matching Interior

Note: Tall cabinets follow the same sequence characteristics as wall cabinets; width first followed by height (eg: U 1884). In those instances where the cabinet depth is greater than 12", the sequence is width, height, followed by depth (eg: U 188424).

Base Cabinets

Base cabinets are simpler than wall cabinets because the height (34¹/₂" plus 1¹/₂" for the countertop) and the depth (24") are always the same unless otherwise noted. Thus the only numbers you need to know are the width.

Base Cabinet Example:



The 24 represents the width.

Just like the wall cabinets, we do on occasion use a letter after the two digit number to further describe the base cabinet:

Base Cabinets:

B–Butt Door
BL–Blind Position Lft
BR–Blind Position Rt
FH–Full-Height Door
D–Drawers
UT–Utility Tray

Options:

L–Left Hinging
R–Right Hinging
1ST–1 Standard Tray
2ST–2 Standard Trays
3ST–3 Standard Trays
4ST–4 Standard Trays
1FT–1 Full-Width Tray

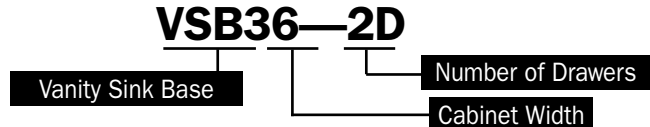
Options Continued:

2FT–2 Full-Width Trays
2DT–2 Deluxe Trays
4DT–4 Deluxe Trays
6DT–6 Deluxe Trays
2DF–2 Deluxe Full-Width Trays
HDS–Half-Depth Shelf
FDS–Full-Depth Shelf

Bath Cabinets

Bath cabinets are similar to base cabinets. The numbers are used to represent the width. Vanity sink base cabinets are either 31¹/₂" or 34¹/₂" high plus 1¹/₂" for the countertop.

Bath Cabinet Example:



The letters we use at the end on select bath cabinets are:

Bath Cabinets:

B–Butt Door
DL–Drawer Stack Position Left
DR–Drawer Stack Position Right
FH–Full-Height Door
D–Drawers

Options:

L–Left Hinging
R–Right Hinging

Check with your local supplier for availability and pricing of our wide array of styles, cabinets and accessories.

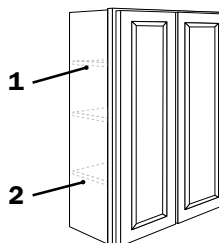
Note: In keeping with our policy of continuous product refinement, Masco Cabinetry LLC reserves the right to change specifications in design and materials as conditions require, or as improvements develop without notice.

Cabinet Features

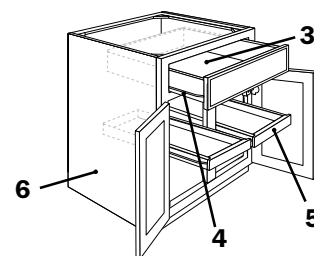
Standard Merillat

Listed below are the features found in the offering of Standard Merillat cabinetry.

1. $\frac{3}{4}$ " thick moisture- and stain-resistant, easy clean laminated adjustable shelves
2. Clear polycarbonate shelf supports
3. Full-Depth $\frac{1}{2}$ " thick moisture- and stain-resistant, easy clean laminated drawer cores
4. $\frac{3}{4}$ " extension side-mounted dual-captive roller drawer guide system
5. Single roll-out Trays (ST) behind most base cabinet doors at mid-height position
6. $\frac{3}{8}$ " thick moisture- and stain-resistant, easy clean laminated end panels
7. M-Guard™, a high performing, moisture- and stain-resistant, easy clean laminated surface with printed wood grain



Wall Cabinets
(42" high shown)

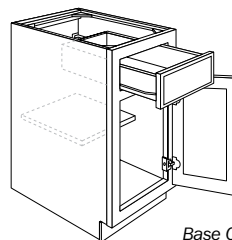


Base Cabinets
(B 36 2ST shown)

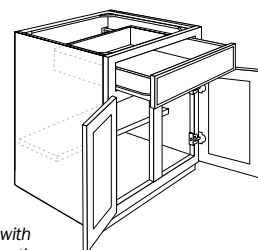
Merillat Deluxe (SDT)

Listed below are the features found in the offering of Merillat Deluxe cabinetry.

1. $\frac{3}{4}$ " thick moisture- and stain-resistant, easy clean laminate adjustable shelves
2. Clear polycarbonate shelf supports
3. Full-Depth $\frac{3}{4}$ " thick hardwood dovetail drawer cores
4. Full-extension concealed under-mount guide system with integrated Soft Action™ closing mechanism on dovetail drawer cores. Height adjustment in all four corners.
5. Single roll-out Trays (ST) behind most base cabinet doors at mid-height position
6. $\frac{3}{8}$ " thick moisture- and stain-resistant, easy clean laminated end panels
7. M-Guard™, a high performing, moisture- and stain-resistant, easy clean laminated surface with printed wood grain



Base Cabinets with
Half-Depth Shelf option
— HDS

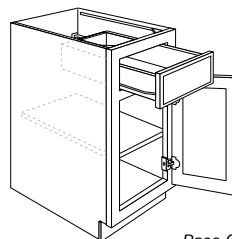


Base Cabinets with
Full-Depth Shelf option
— FDS

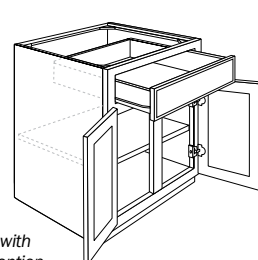
Merillat Deluxe Optional Plywood End Panel (PDT)

Listed below are the features found in the offering of Merillat Deluxe Optional Plywood End Panel.

1. $\frac{3}{4}$ " thick moisture- and stain-resistant, easy clean laminate adjustable shelves
2. Clear polycarbonate shelf supports
3. Full-Depth $\frac{3}{4}$ " thick hardwood dovetail drawer cores
4. Full-extension concealed under-mount guide system with integrated Soft Action™ closing mechanism on dovetail drawer cores. Height adjustment in all four corners.
5. Single roll-out Trays (ST) behind most base cabinet doors at mid-height position
6. $\frac{3}{8}$ " thick matching veneer plywood end panels with moisture- and stain-resistant, easy clean laminate interior surface
7. M-Guard™, a high performing, moisture- and stain-resistant, easy clean laminated surface with printed wood grain

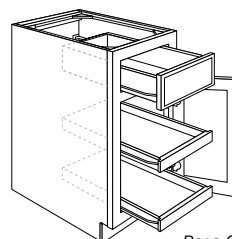


Base Cabinets with
Full-Depth Shelf option
— FDS

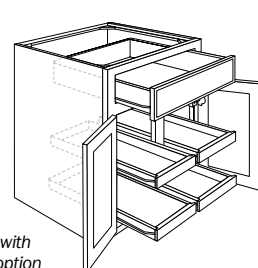


Installed options available in most Standard Merillat base cabinets

- $\frac{3}{4}$ " thick **Half-Depth** adjustable Shelf (**HDS**)
- $\frac{3}{4}$ " thick **Full-Depth** adjustable Shelf (**FDS**).
- **Note:** FDS Included with cabinet but not installed.
- **2** (2 behind each door) **Deluxe** roll-out Trays (**2DT**)
- **4** (2 behind each door) **Deluxe** Full-Depth $\frac{1}{2}$ " thick hardwood dovetail roll-out Trays (**4DT**) with $\frac{3}{4}$ " extension side-mount dual-captive roller drawer guide system

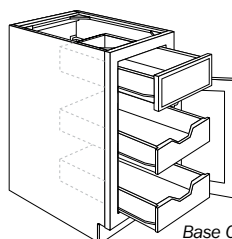


Base Cabinets with
Standard Trays option
— ST

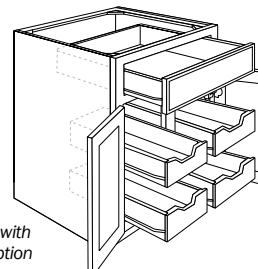


Installed options available in most Merillat Deluxe and Merillat Deluxe Optional Plywood End Panel base cabinets

- $\frac{3}{4}$ " thick **Half-Depth** adjustable Shelf (**HDS**)
- $\frac{3}{4}$ " thick **Full-Depth** adjustable Shelf (**FDS**).
- **Note:** FDS Included with cabinet but not installed.
- **2** (2 behind each door) **Deluxe** roll-out Trays (**2DT**)
- **4** (2 behind each door) **Deluxe** Full-Depth $\frac{1}{2}$ " thick hardwood dovetail roll-out Trays (**4DT**) with side-mount dual-captive roller drawer guide system
- **2** **Deluxe** Full-width, Full-Depth $\frac{1}{2}$ " thick hardwood dovetail roll-out trays (**2DF**) with side-mount dual-captive roller drawer guide system



Base Cabinets with
Deluxe Trays option
— DT



Portrait/Fusion Maple	Portrait w/5 Piece Drawer Front Option Maple	Seneca Ridge Maple Square	Seneca Ridge Maple Arch	Sutton Cliffs Oak Square	Sutton Cliffs Oak Arch	Portrait/Fusion Cherry	Portrait w/5 Piece Drawer Front Option Cherry	Avenue Maple	Avenue w/5 Piece Drawer Front Option Maple	Sutton Cliffs Hickory Square	Sutton Cliffs Hickory Arch	Seneca Ridge Cherry Square	Seneca Ridge Cherry Arch	PREVIOUS PRODUCT CODE	+ Add for Deluxe - SDT	+ Add for Deluxe w/Plywood Ends - PDT
338	338	354	381	367	388	368	368	372	372	383	415	393	417	W 942	-	77
361	361	378	406	391	414	393	393	397	397	408	443	420	444	W 1242	-	77
385	385	404	434	418	442	420	420	424	424	436	473	448	475	W 1542	-	77
413	413	433	465	448	474	450	450	454	454	468	508	480	509	W 1842	-	77
452	452	473	508	490	518	492	492	496	496	511	555	525	556	W 2142	-	77
489	489	513	551	531	561	533	533	538	538	555	601	569	603	W 2442	-	77
407	407	427	459	442	467	443	443	448	448	461	500	474	502	W 154215	-	77
439	439	460	494	476	503	478	478	482	482	496	539	510	540	W 184215	-	77
476	476	498	536	516	546	518	518	523	523	538	584	553	586	W 214215	-	77
520	520	545	586	564	597	567	567	572	572	589	639	605	641	W 244215	-	77
301	301	316	339	327	345	328	328	331	331	341	370	350	371	W 936	-	67
321	321	337	362	349	369	350	350	353	353	364	395	374	396	W 1236	-	67
343	343	360	387	372	394	374	374	377	377	388	422	399	423	W 1536	-	67
369	369	387	416	400	423	402	402	406	406	418	453	429	455	W 1836	-	67
402	402	421	453	436	461	438	438	442	442	455	494	468	495	W 2136	-	67
436	436	457	491	473	500	474	474	479	479	494	535	507	537	W 2436	-	67
363	363	380	409	394	416	395	395	399	399	410	446	422	447	W 153615	-	67
391	391	409	440	424	448	425	425	429	429	442	480	454	481	W 183615	-	67
424	424	444	477	459	486	461	461	465	465	479	520	492	522	W 213615	-	67
463	463	486	522	503	532	505	505	509	509	524	569	539	571	W 243615	-	67
264	264	277	297	287	303	288	288	290	290	299	325	307	325	W930	-	57
281	281	295	317	305	322	307	307	310	310	319	345	327	347	W 1230	-	57
301	301	316	339	327	345	328	328	331	331	341	370	350	371	W 1530	-	57
323	323	339	364	351	371	352	352	355	355	367	397	376	398	W 1830	-	57
353	353	370	397	383	405	384	384	388	388	399	433	410	435	W 2130	-	57
382	382	401	430	415	438	416	416	420	420	433	470	444	471	W 2430	-	57
318	318	334	358	345	365	346	346	350	350	360	391	370	392	W 153015	-	57
343	343	359	386	372	393	373	373	377	377	388	421	398	422	W 183015	-	57
372	372	389	418	403	426	405	405	408	408	420	456	432	458	W 213015	-	57
407	407	426	458	441	466	443	443	447	447	460	499	473	501	W 243015	-	57
254	254	266	286	275	291	276	276	279	279	287	312	295	313	W 1224	-	47
271	271	284	305	294	311	295	295	298	298	307	333	315	334	W 1524	-	47
292	292	306	329	317	335	318	318	321	321	331	359	340	360	W 1824	-	47
317	317	333	357	344	364	346	346	349	349	359	390	369	391	W 2124	-	47
344	344	361	387	373	395	375	375	378	378	390	423	400	424	W 2424	-	47
286	286	300	323	311	329	312	312	315	315	324	352	333	353	W 152415	-	47
308	308	323	347	334	354	336	336	339	339	349	379	359	380	W 182415	-	47
334	334	351	377	363	384	364	364	367	367	378	411	389	412	W 212415	-	47
366	366	384	412	397	420	398	398	402	402	414	449	425	451	W 242415	-	47
287	287	301	323	311	329	312	312	315	315	325	352	333	353	W 2418	-	39

★ NOT available with upgrade PDT - Deluxe Plywood End Panel Option
 All prices in U.S. Dollars. All prices, models and specifications subject to change without notice.

Cabinet configuration will vary by product line.
 Please refer to Product Specification Book for details.

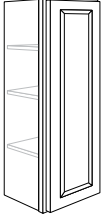


DESCRIPTION

PRODUCT CODE

Single Door (continued)

Spec Book page 19



	Sutton Cliffs Maple Square	Sutton Cliffs Maple Arch	Avenue Cherry	Avenue w/ 5 Piece Drawer Front Option Cherry	Somerton Hill Maple Square	Somerton Hill Maple Arch	Sutton Cliffs Cherry Square	Sutton Cliffs Cherry Arch	Lariat / LaBelle Maple	Somerton Hill Cherry Square	Somerton Hill Cherry Arch	Lariat / LaBelle Cherry	Tolani Maple Square	Tolani Cherry Square	+ Add for Deluxe - SDT	+ Add for Deluxe w/Plywood Ends - PDT
42" High																
W942	405	438	405	405	425	457	454	487	456	475	505	503	369	401	-	77
W1242	432	467	432	432	454	487	484	520	486	506	539	536	393	428	-	77
W1542	462	499	462	462	484	520	517	555	519	541	576	573	420	457	-	77
W1842	495	535	495	495	519	557	555	596	557	580	617	614	451	491	-	77
W2142	541	585	541	541	567	609	606	651	608	634	674	671	492	536	-	77
W2442	586	634	586	586	615	660	657	705	659	687	731	727	533	581	-	77
15" Deep																
W154215	488	527	488	488	512	550	547	587	549	572	608	606	444	484	-	77
W184215	525	568	526	526	551	592	589	632	591	615	655	652	478	521	-	77
W214215	570	616	570	570	598	643	638	685	641	667	710	707	518	565	-	77
W244215	623	674	624	624	654	703	698	750	701	730	777	774	567	618	-	77
36" High																
W936	361	390	361	361	379	407	404	434	406	423	450	448	328	358	-	67
W1236	385	416	385	385	404	433	431	463	433	451	480	478	350	381	-	67
W1536	411	444	411	411	431	463	461	495	463	482	513	510	374	407	-	67
W1836	442	478	442	442	464	498	495	532	497	518	551	549	402	438	-	67
W2136	482	521	482	482	505	542	540	580	542	564	601	598	438	477	-	67
W2436	522	564	522	522	548	588	585	628	587	611	651	648	475	517	-	67
15" Deep																
W153615	435	470	435	435	456	490	487	523	489	509	542	539	395	431	-	67
W183615	468	506	468	468	491	528	524	563	526	548	583	581	426	464	-	67
W213615	507	548	508	508	532	572	569	610	571	594	633	630	462	503	-	67
W243615	555	600	555	555	582	626	622	668	625	650	692	689	505	550	-	67
30" High																
W930	316	342	317	317	332	356	355	381	356	371	395	393	288	314	-	57
W1230	338	363	338	338	354	380	378	406	380	396	421	419	307	335	-	57
W1530	361	390	361	361	378	406	404	434	406	422	450	448	328	357	-	57
W1830	387	419	387	387	406	436	434	466	436	454	483	480	352	384	-	57
W2130	423	457	423	423	443	476	473	508	475	495	527	524	385	419	-	57
W2430	458	495	458	458	480	515	513	551	515	536	571	568	417	454	-	57
15" Deep																
W153015	381	412	381	381	400	430	427	459	429	447	475	473	347	378	-	57
W183015	410	444	411	411	431	463	460	494	462	481	512	509	374	407	-	57
W213015	445	481	445	445	467	502	499	535	501	521	555	552	405	441	-	57
W243015	487	526	487	487	511	549	546	586	548	570	607	604	443	483	-	57
24" High																
W1224	304	329	304	304	319	343	341	366	342	356	379	377	277	301	-	47
W1524	325	351	325	325	341	366	364	391	365	380	405	403	295	322	-	47
W1824	350	378	350	350	367	394	392	421	394	410	436	434	319	347	-	47
W2124	380	411	381	381	399	429	426	458	428	445	474	472	346	377	-	47
W2424	412	445	412	412	432	464	462	496	464	483	514	511	375	408	-	47
15" Deep																
W152415	343	371	343	343	360	387	384	413	386	402	428	426	312	340	-	47
W182415	369	399	370	370	388	417	414	444	416	433	460	458	336	366	-	47
W212415	401	433	401	401	420	452	449	482	451	469	499	497	365	397	-	47
W242415	438	474	439	439	460	494	491	527	493	513	546	544	399	434	-	47
18" High																
W2418	343	371	344	344	360	387	385	413	386	402	428	426	313	340	-	39
Specify L or R hinging																

Notes



The top-three kitchen extras for homeowners: a place for hiding small appliances, a place for bulk food and/or cleaning supplies and a place for waste/recycling.



DESCRIPTION

PRODUCT CODE

Spring Valley Oak Square

Spring Valley Oak Arch

Spring Valley Maple Square

Spring Valley Maple Arch

Spring Valley Hickory Square

Spring Valley Hickory Arch

Spring Valley Cherry Square

Spring Valley Cherry Arch

Seneca Ridge Oak Square

Seneca Ridge Oak Arch

Arbor Falls II

Portrait Oak

Whitebay II Square

Whitebay II Arch

Single Mullion Glass Door

Spec Book page 20



All door styles except Avenue, Avenue with 5 Piece Drawer Front Option (Destination), Fusion, Lariat, LaBelle, Portrait, Portrait with 5 Piece Drawer Front Option (Silhouette), or Tolani

42" High

W1542MG	470	503	555	588	580	619	706	758	470	503	470	-	509	547
W1842MG	530	568	627	664	656	699	798	857	530	568	530	-	575	618
W2142MG	559	598	661	700	691	736	841	903	559	598	559	-	606	652
W2442MG	613	656	725	767	757	807	922	989	613	656	613	-	664	714

15" Deep

W154215MG	498	533	589	624	616	656	750	805	498	533	498	-	540	581
W184215MG	562	602	665	704	695	741	846	908	562	602	562	-	609	655
W214215MG	593	635	702	743	733	782	892	958	593	635	593	-	643	692
W244215MG	650	696	769	814	804	857	978	1050	650	696	650	-	704	758

36" High

W1536MG	415	445	491	520	513	547	625	671	415	445	415	-	450	484
W1836MG	470	503	556	588	581	619	707	759	470	503	470	-	509	548
W2136MG	494	529	585	619	611	652	744	799	494	529	494	-	536	576
W2436MG	542	580	641	679	670	714	815	875	542	580	542	-	587	632

15" Deep

W153615MG	441	472	521	552	545	581	663	712	441	472	441	-	477	514
W183615MG	497	532	588	623	615	655	748	803	497	532	497	-	539	580
W213615MG	525	562	621	657	649	691	789	847	525	562	525	-	569	612
W243615MG	575	616	680	720	711	758	865	929	575	616	575	-	623	670

30" High

W1530MG	361	387	427	452	446	476	543	583	361	387	361	-	391	421
W1830MG	408	437	483	511	504	538	614	659	408	437	408	-	442	476
W2130MG	430	460	509	538	532	567	647	694	430	460	430	-	466	501
W2430MG	471	504	557	590	582	621	709	761	471	504	471	-	510	549

15" Deep

W153015MG	383	410	453	480	474	505	577	619	383	410	383	-	415	447
W183015MG	432	463	512	542	535	570	651	698	432	463	432	-	468	504
W213015MG	456	488	540	571	564	601	687	737	456	488	456	-	494	532
W243015MG	500	535	592	626	618	659	752	808	500	535	500	-	542	583

24" High

W1524MG	325	348	385	407	402	428	489	525	325	348	325	-	352	379
W1824MG	368	394	435	461	455	485	554	595	368	394	368	-	399	429
W2124MG	387	414	458	485	478	510	582	625	387	414	387	-	419	451
W2424MG	424	454	502	531	524	559	638	685	424	454	424	-	459	494

15" Deep

W152415MG	345	369	408	432	426	454	519	557	345	369	345	-	374	402
W182415MG	389	417	460	487	481	513	586	629	389	417	389	-	422	454
W212415MG	411	440	486	514	508	541	618	663	411	440	411	-	445	479
W242415MG	450	482	532	564	556	593	677	727	450	482	450	-	488	525

Specify L or R hinging

Portrait/Fusion Maple	Portrait w/5 Piece Drawer Front Option Maple	Seneca Ridge Maple Square	Seneca Ridge Maple Arch	Sutton Cliffs Oak Square	Sutton Cliffs Oak Arch	Portrait/Fusion Cherry	Portrait w/5 Piece Drawer Front Option Cherry	Avenue Maple	Avenue w/5 Piece Drawer Front Option Maple	Sutton Cliffs Hickory Square	Sutton Cliffs Hickory Arch	Seneca Ridge Cherry Square	Seneca Ridge Cherry Arch	PREVIOUS PRODUCT CODE	+ Add for Deluxe – SDT	+ Add for Deluxe w/Plywood Ends – PDT
-	-	555	588	470	503	-	-	-	-	580	619	706	758	WMGD 1542	-	77
-	-	627	664	530	568	-	-	-	-	656	699	798	857	WMGD 1842	-	77
-	-	661	700	559	598	-	-	-	-	691	736	841	903	WMGD 2142	-	77
-	-	725	767	613	656	-	-	-	-	757	807	922	989	WMGD 2442	-	77
-	-	589	624	498	533	-	-	-	-	616	656	750	805	WMGD 154215	-	77
-	-	665	704	562	602	-	-	-	-	695	741	846	908	WMGD 184215	-	77
-	-	702	743	593	635	-	-	-	-	733	782	892	958	WMGD 214215	-	77
-	-	769	814	650	696	-	-	-	-	804	857	978	1050	WMGD 244215	-	77
-	-	491	520	415	445	-	-	-	-	513	547	625	671	WMGD 1536	-	67
-	-	556	588	470	503	-	-	-	-	581	619	707	759	WMGD 1836	-	67
-	-	585	619	494	529	-	-	-	-	611	652	744	799	WMGD 2136	-	67
-	-	641	679	542	580	-	-	-	-	670	714	815	875	WMGD 2436	-	67
-	-	521	552	441	472	-	-	-	-	545	581	663	712	WMGD 153615	-	67
-	-	588	623	497	532	-	-	-	-	615	655	748	803	WMGD 183615	-	67
-	-	621	657	525	562	-	-	-	-	649	691	789	847	WMGD 213615	-	67
-	-	680	720	575	616	-	-	-	-	711	758	865	929	WMGD 243615	-	67
-	-	427	452	361	387	-	-	-	-	446	476	543	583	WMGD 1530	-	57
-	-	483	511	408	437	-	-	-	-	504	538	614	659	WMGD 1830	-	57
-	-	509	538	430	460	-	-	-	-	532	567	647	694	WMGD 2130	-	57
-	-	557	590	471	504	-	-	-	-	582	621	709	761	WMGD 2430	-	57
-	-	453	480	383	410	-	-	-	-	474	505	577	619	WMGD 153015	-	57
-	-	512	542	432	463	-	-	-	-	535	570	651	698	WMGD 183015	-	57
-	-	540	571	456	488	-	-	-	-	564	601	687	737	WMGD 213015	-	57
-	-	592	626	500	535	-	-	-	-	618	659	752	808	WMGD 243015	-	57
-	-	385	407	325	348	-	-	-	-	402	428	489	525	WMGD 1524	-	47
-	-	435	461	368	394	-	-	-	-	455	485	554	595	WMGD 1824	-	47
-	-	458	485	387	414	-	-	-	-	478	510	582	625	WMGD 2124	-	47
-	-	502	531	424	454	-	-	-	-	524	559	638	685	WMGD 2424	-	47
-	-	408	432	345	369	-	-	-	-	426	454	519	557	WMGD 152415	-	47
-	-	460	487	389	417	-	-	-	-	481	513	586	629	WMGD 182415	-	47
-	-	486	514	411	440	-	-	-	-	508	541	618	663	WMGD 212415	-	47
-	-	532	564	450	482	-	-	-	-	556	593	677	727	WMGD 242415	-	47

★ NOT available with upgrade PDT - Deluxe Plywood End Panel Option
 All prices in U.S. Dollars. All prices, models and specifications subject to change without notice.

Cabinet configuration will vary by product line.
 Please refer to Product Specification Book for details.



DESCRIPTION

PRODUCT CODE

Sutton Cliffs Maple Square

Sutton Cliffs Maple Arch

Avenue Cherry

Avenue w/ 5 Piece Drawer Front Option Cherry

Somerton Hill Maple Square

Somerton Hill Maple Arch

Sutton Cliffs Cherry Square

Sutton Cliffs Cherry Arch

Somerton Hill Cherry Square

Somerton Hill Cherry Arch

Tolani Maple Square

Tolani Cherry Square

+ Add for Deluxe - SDT

+ Add for Deluxe w/ Plywood Ends - PDT

Single Mullion Glass Door (continued)

Spec Book page 20



All door styles except Avenue, Avenue with 5 Piece Drawer Front Option (Destination), Fusion, Lariat, LaBelle, Portrait, Portrait with 5 Piece Drawer Front Option (Silhouette), or Tolani

	Sutton Cliffs Maple Square	Sutton Cliffs Maple Arch	Avenue Cherry	Avenue w/ 5 Piece Drawer Front Option Cherry	Somerton Hill Maple Square	Somerton Hill Maple Arch	Sutton Cliffs Cherry Square	Sutton Cliffs Cherry Arch	Somerton Hill Cherry Square	Somerton Hill Cherry Arch	Tolani Maple Square	Tolani Cherry Square	+ Add for Deluxe - SDT	+ Add for Deluxe w/ Plywood Ends - PDT
42" High														
W1542MG	555	588	-	-	557	590	706	758	708	760	-	-	-	77
W1842MG	627	664	-	-	629	666	798	857	800	859	-	-	-	77
W2142MG	661	700	-	-	663	702	841	903	843	905	-	-	-	77
W2442MG	725	767	-	-	726	770	922	989	924	992	-	-	-	77
15" Deep														
W154215MG	589	624	-	-	591	626	750	805	752	807	-	-	-	77
W184215MG	665	704	-	-	667	706	846	908	848	910	-	-	-	77
W214215MG	702	743	-	-	703	745	892	958	895	960	-	-	-	77
W244215MG	769	814	-	-	771	817	978	1050	981	1053	-	-	-	77
36" High														
W1536MG	491	520	-	-	493	522	625	671	627	673	-	-	-	67
W1836MG	556	588	-	-	557	590	707	759	708	760	-	-	-	67
W2136MG	585	619	-	-	586	621	744	799	746	801	-	-	-	67
W2436MG	641	679	-	-	643	681	815	875	817	877	-	-	-	67
15" Deep														
W153615MG	521	552	-	-	523	554	663	712	665	714	-	-	-	67
W183615MG	588	623	-	-	590	625	748	803	750	805	-	-	-	67
W213615MG	621	657	-	-	622	659	789	847	792	850	-	-	-	67
W243615MG	680	720	-	-	682	723	865	929	868	931	-	-	-	67
30" High														
W1530MG	427	452	-	-	428	454	543	583	545	585	-	-	-	57
W1830MG	483	511	-	-	484	513	614	659	615	661	-	-	-	57
W2130MG	509	538	-	-	510	540	647	694	649	696	-	-	-	57
W2430MG	557	590	-	-	559	592	709	761	711	763	-	-	-	57
15" Deep														
W153015MG	453	480	-	-	454	481	577	619	578	620	-	-	-	57
W183015MG	512	542	-	-	513	543	651	698	652	700	-	-	-	57
W213015MG	540	571	-	-	541	573	687	737	688	739	-	-	-	57
W243015MG	592	626	-	-	593	628	752	808	754	810	-	-	-	57
24" High														
W1524MG	385	407	-	-	386	408	489	525	490	526	-	-	-	47
W1824MG	435	461	-	-	437	463	554	595	555	596	-	-	-	47
W2124MG	458	485	-	-	459	486	582	625	584	627	-	-	-	47
W2424MG	502	531	-	-	503	533	638	685	640	687	-	-	-	47
15" Deep														
W152415MG	408	432	-	-	409	433	519	557	520	558	-	-	-	47
W182415MG	460	487	-	-	462	489	586	629	587	630	-	-	-	47
W212415MG	486	514	-	-	487	516	618	663	620	665	-	-	-	47
W242415MG	532	564	-	-	534	565	677	727	679	729	-	-	-	47

Specify L or R hinging

Notes



A lot happens under the sink...remember to include Merillat CoreGuard™ Sink Base in your initial quotes!



DESCRIPTION

PRODUCT CODE

Spring Valley Oak Square
 Spring Valley Oak Arch
 Spring Valley Maple Square
 Spring Valley Maple Arch
 Spring Valley Hickory Square
 Spring Valley Hickory Arch
 Spring Valley Cherry Square
 Spring Valley Cherry Arch
 Seneca Ridge Oak Square
 Seneca Ridge Oak Arch
 Arbor Falls II
 Portrait Oak
 Whitebay II Square
 Whitebay II Arch

Single Mullion Glass Door with Matching Interior

Spec Book page 20

Matching Interior Cabinets Only available in SDT for Arbor Falls II and Whitebay II door styles. PDT for all others.



All door styles except Avenue, Avenue with 5 Piece Drawer Front Option (Destination), Fusion, Lariat, LaBelle, Portrait, Portrait with 5 Piece Drawer Front Option (Silhouette), or Tolani

	Spring Valley Oak Square	Spring Valley Oak Arch	Spring Valley Maple Square	Spring Valley Maple Arch	Spring Valley Hickory Square	Spring Valley Hickory Arch	Spring Valley Cherry Square	Spring Valley Cherry Arch	Seneca Ridge Oak Square	Seneca Ridge Oak Arch	Arbor Falls II	Portrait Oak	Whitebay II Square	Whitebay II Arch
42" High														
W1542MGMI	616	654	715	752	743	787	888	948	616	654	470	-	509	547
W1842MGMI	677	719	786	828	818	867	979	1045	677	719	530	-	575	618
W2142MGMI	716	761	833	878	867	919	1039	1110	716	761	559	-	606	652
W2442MGMI	771	820	899	947	936	992	1122	1199	771	820	613	-	664	714
15" Deep														
W154215MGMI	643	683	747	786	777	823	929	991	643	683	498	-	540	581
W184215MGMI	713	757	829	873	863	915	1033	1104	713	757	562	-	609	655
W214215MGMI	750	797	873	920	909	963	1089	1164	750	797	592	-	643	692
W244215MGMI	815	867	950	1001	989	1049	1187	1269	815	867	650	-	704	758
36" High														
W1536MGMI	543	576	630	662	655	694	782	835	543	576	415	-	450	484
W1836MGMI	598	636	695	732	724	767	866	925	598	636	470	-	509	548
W2136MGMI	634	674	738	777	768	814	920	983	634	674	494	-	536	576
W2436MGMI	681	725	794	836	827	877	992	1059	681	725	542	-	587	632
15" Deep														
W153615MGMI	569	604	661	696	688	729	822	878	569	604	441	-	477	514
W183615MGMI	630	669	733	772	763	809	914	976	630	669	497	-	539	580
W213615MGMI	663	705	772	814	804	853	964	1030	663	705	525	-	569	612
W243615MGMI	721	767	840	886	875	928	1050	1123	721	767	575	-	623	670
30" High														
W1530MGMI	471	500	547	576	569	603	680	726	471	500	361	-	391	421
W1830MGMI	519	551	603	635	628	665	752	803	519	551	408	-	442	476
W2130MGMI	551	585	641	675	667	708	800	854	551	585	430	-	466	501
W2430MGMI	591	629	689	726	718	761	861	920	591	629	471	-	510	549
15" Deep														
W153015MGMI	494	525	574	604	597	633	714	763	494	525	383	-	415	447
W183015MGMI	547	581	637	671	663	703	794	848	547	581	432	-	468	504
W213015MGMI	576	612	671	707	698	741	838	895	576	612	456	-	494	532
W243015MGMI	625	665	729	769	760	806	912	975	625	665	500	-	542	583
24" High														
W1524MGMI	421	447	489	515	509	539	609	650	421	447	325	-	352	379
W1824MGMI	465	495	542	571	564	598	676	722	465	495	368	-	399	429
W2124MGMI	491	522	572	603	596	632	715	764	491	522	387	-	419	451
W2424MGMI	528	562	616	649	641	680	770	823	528	562	424	-	459	494
15" Deep														
W152415MGMI	440	468	512	539	533	565	638	682	440	468	345	-	374	402
W182415MGMI	488	519	568	599	592	628	710	759	488	519	389	-	422	454
W212415MGMI	513	546	598	631	623	661	748	800	513	546	411	-	445	479
W242415MGMI	559	595	653	688	680	722	818	874	559	595	450	-	488	525

Specify L or R hinging

Portrait/Fusion Maple	Portrait w/5 Piece Drawer Front Option Maple	Seneca Ridge Maple Square	Seneca Ridge Maple Arch	Sutton Cliffs Oak Square	Sutton Cliffs Oak Arch	Portrait/Fusion Cherry	Portrait w/5 Piece Drawer Front Option Cherry	Avenue Maple	Avenue w/5 Piece Drawer Front Option Maple	Sutton Cliffs Hickory Square	Sutton Cliffs Hickory Arch	Seneca Ridge Cherry Square	Seneca Ridge Cherry Arch	PREVIOUS PRODUCT CODE	+ Add for Deluxe – SDT	+ Add for Deluxe w/Plywood Ends – PDT
-	-	715	752	616	654	-	-	-	-	743	787	888	948	WMGD 1542 MI	-	-
-	-	786	828	677	719	-	-	-	-	818	867	979	1045	WMGD 1842 MI	-	-
-	-	833	878	716	761	-	-	-	-	867	919	1039	1110	WMGD 2142 MI	-	-
-	-	899	947	771	820	-	-	-	-	936	992	1122	1199	WMGD 2442 MI	-	-
-	-	747	786	643	683	-	-	-	-	777	823	929	991	WMGD 154215 MI	-	-
-	-	829	873	713	757	-	-	-	-	863	915	1033	1104	WMGD 184215 MI	-	-
-	-	873	920	750	797	-	-	-	-	909	963	1089	1164	WMGD 214215 MI	-	-
-	-	950	1001	815	867	-	-	-	-	989	1049	1187	1269	WMGD 244215 MI	-	-
-	-	630	662	543	576	-	-	-	-	655	694	782	835	WMGD 1536 MI	-	-
-	-	695	732	598	636	-	-	-	-	724	767	866	925	WMGD 1836 MI	-	-
-	-	738	777	634	674	-	-	-	-	768	814	920	983	WMGD 2136 MI	-	-
-	-	794	836	681	725	-	-	-	-	827	877	992	1059	WMGD 2436 MI	-	-
-	-	661	696	569	604	-	-	-	-	688	729	822	878	WMGD 153615 MI	-	-
-	-	733	772	630	669	-	-	-	-	763	809	914	976	WMGD 183615 MI	-	-
-	-	772	814	663	705	-	-	-	-	804	853	964	1030	WMGD 213615 MI	-	-
-	-	840	886	721	767	-	-	-	-	875	928	1050	1123	WMGD 243615 MI	-	-
-	-	547	576	471	500	-	-	-	-	569	603	680	726	WMGD 1530 MI	-	-
-	-	603	635	519	551	-	-	-	-	628	665	752	803	WMGD 1830 MI	-	-
-	-	641	675	551	585	-	-	-	-	667	708	800	854	WMGD 2130 MI	-	-
-	-	689	726	591	629	-	-	-	-	718	761	861	920	WMGD 2430 MI	-	-
-	-	574	604	494	525	-	-	-	-	597	633	714	763	WMGD 153015 MI	-	-
-	-	637	671	547	581	-	-	-	-	663	703	794	848	WMGD 183015 MI	-	-
-	-	671	707	576	612	-	-	-	-	698	741	838	895	WMGD 213015 MI	-	-
-	-	729	769	625	665	-	-	-	-	760	806	912	975	WMGD 243015 MI	-	-
-	-	489	515	421	447	-	-	-	-	509	539	609	650	W 1524 MI	-	-
-	-	542	571	465	495	-	-	-	-	564	598	676	722	WMGD 1824 MI	-	-
-	-	572	603	491	522	-	-	-	-	596	632	715	764	WMGD 2124 MI	-	-
-	-	616	649	528	562	-	-	-	-	641	680	770	823	WMGD 2424 MI	-	-
-	-	512	539	440	468	-	-	-	-	533	565	638	682	WMGD 152415 MI	-	-
-	-	568	599	488	519	-	-	-	-	592	628	710	759	WMGD 182415 MI	-	-
-	-	598	631	513	546	-	-	-	-	623	661	748	800	WMGD 212415 MI	-	-
-	-	653	688	559	595	-	-	-	-	680	722	818	874	WMGD 242415 MI	-	-

★ NOT available with upgrade PDT - Deluxe Plywood End Panel Option
 All prices in U.S. Dollars. All prices, models and specifications subject to change without notice.

Cabinet configuration will vary by product line.
 Please refer to Product Specification Book for details.

DESCRIPTION

PRODUCT CODE

Sutton Cliffs Maple Square

Sutton Cliffs Maple Arch

Avenue Cherry

Avenue w/ 5 Piece Drawer Front Option Cherry

Somerton Hill Maple Square

Somerton Hill Maple Arch

Sutton Cliffs Cherry Square

Sutton Cliffs Cherry Arch

Somerton Hill Cherry Square

Somerton Hill Cherry Arch

Tolani Maple Square

Tolani Cherry Square

✚ Add for Deluxe - SDT

✚ Add for Deluxe w/ Plywood Ends - PDT

Single Mullion Glass Door with Matching Interior (continued)

Spec Book page 20

Matching Interior Cabinets Only available in SDT for Arbor Falls II and Whitebay II door styles. PDT for all others.



All door styles except Avenue, Avenue with 5 Piece Drawer Front Option (Destination), Fusion, Lariat, LaBelle, Portrait, Portrait with 5 Piece Drawer Front Option (Silhouette), or Tolani

42" High

W1542MGMI	715	752	-	-	716	754	888	948	890	950	-	-	-	-
W1842MGMI	786	828	-	-	788	830	979	1045	982	1048	-	-	-	-
W2142MGMI	833	878	-	-	835	880	1039	1110	1041	1112	-	-	-	-
W2442MGMI	899	947	-	-	901	949	1122	1199	1125	1201	-	-	-	-

15" Deep

W154215MGMI	747	786	-	-	748	788	929	991	931	994	-	-	-	-
W184215MGMI	829	873	-	-	831	876	1033	1104	1036	1106	-	-	-	-
W214215MGMI	873	920	-	-	875	922	1089	1164	1092	1166	-	-	-	-
W244215MGMI	950	1001	-	-	952	1004	1187	1269	1190	1272	-	-	-	-

36" High

W1536MGMI	630	662	-	-	631	664	782	835	784	837	-	-	-	-
W1836MGMI	695	732	-	-	697	734	866	925	868	927	-	-	-	-
W2136MGMI	738	777	-	-	740	779	920	983	923	985	-	-	-	-
W2436MGMI	794	836	-	-	796	839	992	1059	994	1062	-	-	-	-

15" Deep

W153615MGMI	661	696	-	-	662	698	822	878	824	880	-	-	-	-
W183615MGMI	733	772	-	-	735	774	914	976	916	978	-	-	-	-
W213615MGMI	772	814	-	-	774	816	964	1030	967	1033	-	-	-	-
W243615MGMI	840	886	-	-	842	888	1050	1123	1053	1125	-	-	-	-

30" High

W1530MGMI	547	576	-	-	548	577	680	726	682	727	-	-	-	-
W1830MGMI	603	635	-	-	605	637	752	803	753	805	-	-	-	-
W2130MGMI	641	675	-	-	643	677	800	854	802	856	-	-	-	-
W2430MGMI	689	726	-	-	691	728	861	920	863	922	-	-	-	-

15" Deep

W153015MGMI	574	604	-	-	575	606	714	763	716	764	-	-	-	-
W183015MGMI	637	671	-	-	638	673	794	848	796	850	-	-	-	-
W213015MGMI	671	707	-	-	672	709	838	895	840	897	-	-	-	-
W243015MGMI	729	769	-	-	731	771	912	975	914	977	-	-	-	-

24" High

W1524MGMI	489	515	-	-	490	516	609	650	611	652	-	-	-	-
W1824MGMI	542	571	-	-	543	572	676	722	678	724	-	-	-	-
W2124MGMI	572	603	-	-	573	605	715	764	717	766	-	-	-	-
W2424MGMI	616	649	-	-	617	651	770	823	772	825	-	-	-	-

15" Deep

W152415MGMI	512	539	-	-	513	541	638	682	640	684	-	-	-	-
W182415MGMI	568	599	-	-	570	601	710	759	712	761	-	-	-	-
W212415MGMI	598	631	-	-	600	633	748	800	750	802	-	-	-	-
W242415MGMI	653	688	-	-	654	690	818	874	820	876	-	-	-	-

Specify L or R hinging

Notes



Lighting is an important consideration. Different kitchen tasks require various levels of lighting. A combination of recessed, pendant, and under-cabinet lighting provides both aesthetics and functionality. Adding dimmer switches is a way to add even more flexibility.



DESCRIPTION

PRODUCT CODE

Spring Valley Oak Square
 Spring Valley Oak Arch
 Spring Valley Maple Square
 Spring Valley Maple Arch
 Spring Valley Hickory Square
 Spring Valley Hickory Arch
 Spring Valley Cherry Square
 Spring Valley Cherry Arch
 Seneca Ridge Oak Square
 Seneca Ridge Oak Arch
 Arbor Falls II
 Portrait Oak
 Whitebay II Square
 Whitebay II Arch

Single Prairie Glass Door

Spec Book page 21

42" High

W1542PR	-	-	-	-	-	-	-	-	-	-	-	467	-	-
W1842PR	-	-	-	-	-	-	-	-	-	-	-	528	-	-
W2142PR	-	-	-	-	-	-	-	-	-	-	-	556	-	-
W2442PR	-	-	-	-	-	-	-	-	-	-	-	609	-	-

15" Deep

W154215PR	-	-	-	-	-	-	-	-	-	-	-	496	-	-
W184215PR	-	-	-	-	-	-	-	-	-	-	-	559	-	-
W214215PR	-	-	-	-	-	-	-	-	-	-	-	590	-	-
W244215PR	-	-	-	-	-	-	-	-	-	-	-	647	-	-

36" High

W1536PR	-	-	-	-	-	-	-	-	-	-	-	413	-	-
W1836PR	-	-	-	-	-	-	-	-	-	-	-	467	-	-
W2136PR	-	-	-	-	-	-	-	-	-	-	-	492	-	-
W2436PR	-	-	-	-	-	-	-	-	-	-	-	539	-	-

15" Deep

W153615PR	-	-	-	-	-	-	-	-	-	-	-	438	-	-
W183615PR	-	-	-	-	-	-	-	-	-	-	-	495	-	-
W213615PR	-	-	-	-	-	-	-	-	-	-	-	522	-	-
W243615PR	-	-	-	-	-	-	-	-	-	-	-	572	-	-

30" High

W1530PR	-	-	-	-	-	-	-	-	-	-	-	359	-	-
W1830PR	-	-	-	-	-	-	-	-	-	-	-	406	-	-
W2130PR	-	-	-	-	-	-	-	-	-	-	-	428	-	-
W2430PR	-	-	-	-	-	-	-	-	-	-	-	469	-	-

15" Deep

W153015PR	-	-	-	-	-	-	-	-	-	-	-	381	-	-
W183015PR	-	-	-	-	-	-	-	-	-	-	-	430	-	-
W213015PR	-	-	-	-	-	-	-	-	-	-	-	454	-	-
W243015PR	-	-	-	-	-	-	-	-	-	-	-	498	-	-

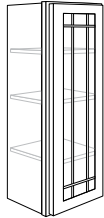
24" High

W1524PR	-	-	-	-	-	-	-	-	-	-	-	323	-	-
W1824PR	-	-	-	-	-	-	-	-	-	-	-	366	-	-
W2124PR	-	-	-	-	-	-	-	-	-	-	-	385	-	-
W2424PR	-	-	-	-	-	-	-	-	-	-	-	422	-	-

15" Deep

W152415PR	-	-	-	-	-	-	-	-	-	-	-	343	-	-
W182415PR	-	-	-	-	-	-	-	-	-	-	-	387	-	-
W212415PR	-	-	-	-	-	-	-	-	-	-	-	409	-	-
W242415PR	-	-	-	-	-	-	-	-	-	-	-	448	-	-

Specify L or R hinging



Avenue, Avenue with 5 Piece Drawer Front Option (Destination), Portrait and Portrait with 5 Piece Drawer Front Option (Silhouette), Tolani only

Portrait/Fusion Maple	Portrait w/5 Piece Drawer Front Option Maple	Seneca Ridge Maple Square	Seneca Ridge Maple Arch	Sutton Cliffs Oak Square	Sutton Cliffs Oak Arch	Portrait/Fusion Cherry	Portrait w/5 Piece Drawer Front Option Cherry	Avenue Maple	Avenue w/5 Piece Drawer Front Option Maple	Sutton Cliffs Hickory Square	Sutton Cliffs Hickory Arch	Seneca Ridge Cherry Square	Seneca Ridge Cherry Arch	PREVIOUS PRODUCT CODE	+ Add for Deluxe – SDT	+ Add for Deluxe w/Plywood Ends – PDT
555	555	-	-	-	-	706	706	555	555	-	-	-	-	WMGD 1542	-	77
627	627	-	-	-	-	798	798	627	627	-	-	-	-	WMGD 1842	-	77
661	661	-	-	-	-	841	841	661	661	-	-	-	-	WMGD 2142	-	77
725	725	-	-	-	-	922	922	725	725	-	-	-	-	WMGD 2442	-	77
589	589	-	-	-	-	750	750	589	589	-	-	-	-	WMGD 154215	-	77
665	665	-	-	-	-	846	846	665	665	-	-	-	-	WMGD 184215	-	77
702	702	-	-	-	-	892	892	702	702	-	-	-	-	WMGD 214215	-	77
769	769	-	-	-	-	978	978	769	769	-	-	-	-	WMGD 244215	-	77
491	491	-	-	-	-	625	625	491	491	-	-	-	-	WMGD 1536	-	67
556	556	-	-	-	-	707	707	556	556	-	-	-	-	WMGD 1836	-	67
585	585	-	-	-	-	744	744	585	585	-	-	-	-	WMGD 2136	-	67
641	641	-	-	-	-	815	815	641	641	-	-	-	-	WMGD 2436	-	67
521	521	-	-	-	-	663	663	521	521	-	-	-	-	WMGD 153615	-	67
588	588	-	-	-	-	748	748	588	588	-	-	-	-	WMGD 183615	-	67
621	621	-	-	-	-	789	789	621	621	-	-	-	-	WMGD 213615	-	67
680	680	-	-	-	-	865	865	680	680	-	-	-	-	WMGD 243615	-	67
427	427	-	-	-	-	543	543	427	427	-	-	-	-	WMGD 1530	-	57
483	483	-	-	-	-	614	614	483	483	-	-	-	-	WMGD 1830	-	57
509	509	-	-	-	-	647	647	509	509	-	-	-	-	WMGD 2130	-	57
557	557	-	-	-	-	709	709	557	557	-	-	-	-	WMGD 2430	-	57
453	453	-	-	-	-	577	577	453	453	-	-	-	-	WMGD 153015	-	57
512	512	-	-	-	-	651	651	512	512	-	-	-	-	WMGD 183015	-	57
540	540	-	-	-	-	687	687	540	540	-	-	-	-	WMGD 213015	-	57
592	592	-	-	-	-	752	752	592	592	-	-	-	-	WMGD 243015	-	57
385	385	-	-	-	-	489	489	385	385	-	-	-	-	WMGD 1524	-	47
435	435	-	-	-	-	554	554	435	435	-	-	-	-	WMGD 1824	-	47
458	458	-	-	-	-	582	582	458	458	-	-	-	-	WMGD 2124	-	47
502	502	-	-	-	-	638	638	502	502	-	-	-	-	WMGD 2424	-	47
408	408	-	-	-	-	519	519	408	408	-	-	-	-	WMGD 152415	-	47
460	460	-	-	-	-	586	586	460	460	-	-	-	-	WMGD 182415	-	47
486	486	-	-	-	-	618	618	486	486	-	-	-	-	WMGD 212415	-	47
532	532	-	-	-	-	677	677	532	532	-	-	-	-	WMGD 242415	-	47

★ NOT available with upgrade PDT - Deluxe Plywood End Panel Option
 All prices in U.S. Dollars. All prices, models and specifications subject to change without notice.

Cabinet configuration will vary by product line.
 Please refer to Product Specification Book for details.



DESCRIPTION

PRODUCT CODE

Sutton Cliffs Maple Square

Sutton Cliffs Maple Arch

Avenue Cherry

Avenue w/ 5 Piece Drawer Front Option Cherry

Somerton Hill Maple Square

Somerton Hill Maple Arch

Sutton Cliffs Cherry Square

Sutton Cliffs Cherry Arch

Somerton Hill Cherry Square

Somerton Hill Cherry Arch

Tolani Maple Square

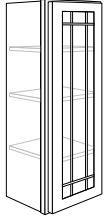
Tolani Cherry Square

✚ Add for Deluxe - SDT

✚ Add for Deluxe w/ Plywood Ends - PDT

Single Prairie Glass Door (continued)

Spec Book page 21



Avenue, Avenue with 5 Piece Drawer Front Option (Destination), Portrait and Portrait with 5 Piece Drawer Front Option (Silhouette), Tolani only

42" High

W1542PR - - 706 706 - - - - - - - 605 770 - 77

W1842PR - - 798 798 - - - - - - - 684 870 - 77

W2142PR - - 841 841 - - - - - - - 721 917 - 77

W2442PR - - 922 922 - - - - - - - 790 1005 - 77

15" Deep

W154215PR - - 750 750 - - - - - - - 642 817 - 77

W184215PR - - 846 846 - - - - - - - 725 922 - 77

W214215PR - - 892 892 - - - - - - - 765 973 - 77

W244215PR - - 978 978 - - - - - - - 838 1066 - 77

36" High

W1536PR - - 625 625 - - - - - - - 536 681 - 67

W1836PR - - 707 707 - - - - - - - 606 770 - 67

W2136PR - - 744 744 - - - - - - - 638 811 - 67

W2436PR - - 815 815 - - - - - - - 699 889 - 67

15" Deep

W153615PR - - 663 663 - - - - - - - 568 723 - 67

W183615PR - - 748 748 - - - - - - - 641 816 - 67

W213615PR - - 789 789 - - - - - - - 677 861 - 67

W243615PR - - 865 865 - - - - - - - 742 943 - 67

30" High

W1530PR - - 543 543 - - - - - - - 466 592 - 57

W1830PR - - 614 614 - - - - - - - 526 669 - 57

W2130PR - - 647 647 - - - - - - - 554 705 - 57

W2430PR - - 709 709 - - - - - - - 608 773 - 57

15" Deep

W153015PR - - 577 577 - - - - - - - 494 629 - 57

W183015PR - - 651 651 - - - - - - - 558 709 - 57

W213015PR - - 687 687 - - - - - - - 588 748 - 57

W243015PR - - 752 752 - - - - - - - 645 820 - 57

24" High

W1524PR - - 489 489 - - - - - - - 419 533 - 47

W1824PR - - 554 554 - - - - - - - 475 604 - 47

W2124PR - - 582 582 - - - - - - - 499 635 - 47

W2424PR - - 638 638 - - - - - - - 547 696 - 47

15" Deep

W152415PR - - 519 519 - - - - - - - 445 566 - 47

W182415PR - - 586 586 - - - - - - - 502 638 - 47

W212415PR - - 618 618 - - - - - - - 530 674 - 47

W242415PR - - 677 677 - - - - - - - 580 738 - 47

Specify L or R hinging

Notes



Gen Y spends a lot of time in the kitchen watching TV and working on computers. Consider including an area near the kitchen to use as a laptop or tablet station. Remember to include electrical outlets for charging all their technological devices.



DESCRIPTION

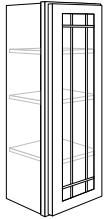
PRODUCT CODE

Spring Valley Oak Square
 Spring Valley Oak Arch
 Spring Valley Maple Square
 Spring Valley Maple Arch
 Spring Valley Hickory Square
 Spring Valley Hickory Arch
 Spring Valley Cherry Square
 Spring Valley Cherry Arch
 Seneca Ridge Oak Square
 Seneca Ridge Oak Arch
 Arbor Falls II
 Portrait Oak
 Whitebay II Square
 Whitebay II Arch

Single Prairie Glass Door with Matching Interior

Spec Book page 21

Matching Interior Cabinets Only available in SDT for Arbor Falls II and Whitebay II door styles. PDT for all others.



Avenue, Avenue with 5 Piece Drawer Front Option (Destination), Portrait and Portrait with 5 Piece Drawer Front Option (Silhouette), Tolani only

Product Code	Spring Valley Oak Square	Spring Valley Oak Arch	Spring Valley Maple Square	Spring Valley Maple Arch	Spring Valley Hickory Square	Spring Valley Hickory Arch	Spring Valley Cherry Square	Spring Valley Cherry Arch	Seneca Ridge Oak Square	Seneca Ridge Oak Arch	Arbor Falls II	Portrait Oak	Whitebay II Square	Whitebay II Arch
42" High														
W1542PRMI	-	-	-	-	-	-	-	-	-	-	-	613	-	-
W1842PRMI	-	-	-	-	-	-	-	-	-	-	-	674	-	-
W2142PRMI	-	-	-	-	-	-	-	-	-	-	-	713	-	-
W2442PRMI	-	-	-	-	-	-	-	-	-	-	-	768	-	-
15" Deep														
W154215PRMI	-	-	-	-	-	-	-	-	-	-	-	640	-	-
W184215PRMI	-	-	-	-	-	-	-	-	-	-	-	710	-	-
W214215PRMI	-	-	-	-	-	-	-	-	-	-	-	746	-	-
W244215PRMI	-	-	-	-	-	-	-	-	-	-	-	811	-	-
36" High														
W1536PRMI	-	-	-	-	-	-	-	-	-	-	-	540	-	-
W1836PRMI	-	-	-	-	-	-	-	-	-	-	-	596	-	-
W2136PRMI	-	-	-	-	-	-	-	-	-	-	-	631	-	-
W2436PRMI	-	-	-	-	-	-	-	-	-	-	-	678	-	-
15" Deep														
W153615PRMI	-	-	-	-	-	-	-	-	-	-	-	567	-	-
W183615PRMI	-	-	-	-	-	-	-	-	-	-	-	627	-	-
W213615PRMI	-	-	-	-	-	-	-	-	-	-	-	660	-	-
W243615PRMI	-	-	-	-	-	-	-	-	-	-	-	717	-	-
30" High														
W1530PRMI	-	-	-	-	-	-	-	-	-	-	-	469	-	-
W1830PRMI	-	-	-	-	-	-	-	-	-	-	-	516	-	-
W2130PRMI	-	-	-	-	-	-	-	-	-	-	-	548	-	-
W2430PRMI	-	-	-	-	-	-	-	-	-	-	-	589	-	-
15" Deep														
W153015PRMI	-	-	-	-	-	-	-	-	-	-	-	492	-	-
W183015PRMI	-	-	-	-	-	-	-	-	-	-	-	545	-	-
W213015PRMI	-	-	-	-	-	-	-	-	-	-	-	573	-	-
W243015PRMI	-	-	-	-	-	-	-	-	-	-	-	622	-	-
24" High														
W1524PRMI	-	-	-	-	-	-	-	-	-	-	-	419	-	-
W1824PRMI	-	-	-	-	-	-	-	-	-	-	-	463	-	-
W2124PRMI	-	-	-	-	-	-	-	-	-	-	-	489	-	-
W2424PRMI	-	-	-	-	-	-	-	-	-	-	-	525	-	-
15" Deep														
W152415PRMI	-	-	-	-	-	-	-	-	-	-	-	438	-	-
W182415PRMI	-	-	-	-	-	-	-	-	-	-	-	486	-	-
W212415PRMI	-	-	-	-	-	-	-	-	-	-	-	511	-	-
W242415PRMI	-	-	-	-	-	-	-	-	-	-	-	557	-	-

Specify L or R hinging

Portrait/Fusion Maple	Portrait w/5 Piece Drawer Front Option Maple	Seneca Ridge Maple Square	Seneca Ridge Maple Arch	Sutton Cliffs Oak Square	Sutton Cliffs Oak Arch	Portrait/Fusion Cherry	Portrait w/5 Piece Drawer Front Option Cherry	Avenue Maple	Avenue w/5 Piece Drawer Front Option Maple	Sutton Cliffs Hickory Square	Sutton Cliffs Hickory Arch	Seneca Ridge Cherry Square	Seneca Ridge Cherry Arch	PREVIOUS PRODUCT CODE	+ Add for Deluxe – SDT	+ Add for Deluxe w/Plywood Ends – PDT
715	715	-	-	-	-	888	888	715	715	-	-	-	-	WMGD 1542 MI	-	-
786	786	-	-	-	-	979	979	786	786	-	-	-	-	WMGD 1842 MI	-	-
833	833	-	-	-	-	1039	1039	833	833	-	-	-	-	WMGD 2142 MI	-	-
899	899	-	-	-	-	1122	1122	899	899	-	-	-	-	WMGD 2442 MI	-	-
747	747	-	-	-	-	929	929	747	747	-	-	-	-	WMGD 154215 MI	-	-
829	829	-	-	-	-	1033	1033	829	829	-	-	-	-	WMGD 184215 MI	-	-
873	873	-	-	-	-	1089	1089	873	873	-	-	-	-	WMGD 214215 MI	-	-
950	950	-	-	-	-	1187	1187	950	950	-	-	-	-	WMGD 244215 MI	-	-
630	630	-	-	-	-	782	782	630	630	-	-	-	-	WMGD 1536 MI	-	-
695	695	-	-	-	-	866	866	695	695	-	-	-	-	WMGD 1836 MI	-	-
738	738	-	-	-	-	920	920	738	738	-	-	-	-	WMGD 2136 MI	-	-
794	794	-	-	-	-	992	992	794	794	-	-	-	-	WMGD 2436 MI	-	-
661	661	-	-	-	-	822	822	661	661	-	-	-	-	WMGD 153615 MI	-	-
733	733	-	-	-	-	914	914	733	733	-	-	-	-	WMGD 183615 MI	-	-
772	772	-	-	-	-	964	964	772	772	-	-	-	-	WMGD 213615 MI	-	-
840	840	-	-	-	-	1050	1050	840	840	-	-	-	-	WMGD 243615 MI	-	-
547	547	-	-	-	-	680	680	547	547	-	-	-	-	WMGD 1530 MI	-	-
603	603	-	-	-	-	752	752	603	603	-	-	-	-	WMGD 1830 MI	-	-
641	641	-	-	-	-	800	800	641	641	-	-	-	-	WMGD 2130 MI	-	-
689	689	-	-	-	-	861	861	689	689	-	-	-	-	WMGD 2430 MI	-	-
574	574	-	-	-	-	714	714	574	574	-	-	-	-	WMGD 153015 MI	-	-
637	637	-	-	-	-	794	794	637	637	-	-	-	-	WMGD 183015 MI	-	-
671	671	-	-	-	-	838	838	671	671	-	-	-	-	WMGD 213015 MI	-	-
729	729	-	-	-	-	912	912	729	729	-	-	-	-	WMGD 243015 MI	-	-
489	489	-	-	-	-	609	609	489	489	-	-	-	-	WMGD 1524 MI	-	-
542	542	-	-	-	-	676	676	542	542	-	-	-	-	WMGD 1824 MI	-	-
572	572	-	-	-	-	715	715	572	572	-	-	-	-	WMGD 2124 MI	-	-
616	616	-	-	-	-	770	770	616	616	-	-	-	-	WMGD 2424 MI	-	-
512	512	-	-	-	-	638	638	512	512	-	-	-	-	WMGD 152415 MI	-	-
568	568	-	-	-	-	710	710	568	568	-	-	-	-	WMGD 182415 MI	-	-
598	598	-	-	-	-	748	748	598	598	-	-	-	-	WMGD 212415 MI	-	-
653	653	-	-	-	-	818	818	653	653	-	-	-	-	WMGD 242415 MI	-	-

★ NOT available with upgrade PDT - Deluxe Plywood End Panel Option
 All prices in U.S. Dollars. All prices, models and specifications subject to change without notice.

Cabinet configuration will vary by product line.
 Please refer to Product Specification Book for details.



DESCRIPTION

PRODUCT CODE

Sutton Cliffs Maple Square

Sutton Cliffs Maple Arch

Avenue Cherry

Avenue w/ 5 Piece Drawer Front Option Cherry

Somerton Hill Maple Square

Somerton Hill Maple Arch

Sutton Cliffs Cherry Square

Sutton Cliffs Cherry Arch

Somerton Hill Cherry Square

Somerton Hill Cherry Arch

Tolani Maple Square

Tolani Cherry Square

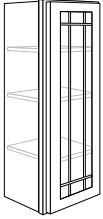
✚ Add for Deluxe - SDT

✚ Add for Deluxe w/ Plywood Ends - PDT

Single Prairie Glass Door with Matching Interior (continued)

Spec Book page 21

Matching Interior Cabinets Only available in SDT for Arbor Falls II and Whitebay II door styles. PDT for all others.



Avenue, Avenue with 5 Piece Drawer Front Option (Destination), Portrait and Portrait with 5 Piece Drawer Front Option (Silhouette), Tolani only

Product Code	Sutton Cliffs Maple Square	Sutton Cliffs Maple Arch	Avenue Cherry	Avenue w/ 5 Piece Drawer Front Option Cherry	Somerton Hill Maple Square	Somerton Hill Maple Arch	Sutton Cliffs Cherry Square	Sutton Cliffs Cherry Arch	Somerton Hill Cherry Square	Somerton Hill Cherry Arch	Tolani Maple Square	Tolani Cherry Square	✚ Add for Deluxe - SDT	✚ Add for Deluxe w/ Plywood Ends - PDT
42" High														
W1542PRMI	-	-	888	888	-	-	-	-	-	-	772	961	-	-
W1842PRMI	-	-	979	979	-	-	-	-	-	-	850	1061	-	-
W2142PRMI	-	-	1039	1039	-	-	-	-	-	-	901	1126	-	-
W2442PRMI	-	-	1122	1122	-	-	-	-	-	-	973	1216	-	-
15" Deep														
W154215PRMI	-	-	929	929	-	-	-	-	-	-	807	1005	-	-
W184215PRMI	-	-	1033	1033	-	-	-	-	-	-	897	1120	-	-
W214215PRMI	-	-	1089	1089	-	-	-	-	-	-	945	1181	-	-
W244215PRMI	-	-	1187	1187	-	-	-	-	-	-	1029	1287	-	-
36" High														
W1536PRMI	-	-	782	782	-	-	-	-	-	-	680	847	-	-
W1836PRMI	-	-	866	866	-	-	-	-	-	-	752	938	-	-
W2136PRMI	-	-	920	920	-	-	-	-	-	-	798	997	-	-
W2436PRMI	-	-	992	992	-	-	-	-	-	-	859	1075	-	-
15" Deep														
W153615PRMI	-	-	822	822	-	-	-	-	-	-	714	890	-	-
W183615PRMI	-	-	914	914	-	-	-	-	-	-	793	990	-	-
W213615PRMI	-	-	964	964	-	-	-	-	-	-	836	1045	-	-
W243615PRMI	-	-	1050	1050	-	-	-	-	-	-	910	1139	-	-
30" High														
W1530PRMI	-	-	680	680	-	-	-	-	-	-	591	736	-	-
W1830PRMI	-	-	752	752	-	-	-	-	-	-	652	814	-	-
W2130PRMI	-	-	800	800	-	-	-	-	-	-	694	867	-	-
W2430PRMI	-	-	861	861	-	-	-	-	-	-	746	934	-	-
15" Deep														
W153015PRMI	-	-	714	714	-	-	-	-	-	-	620	774	-	-
W183015PRMI	-	-	794	794	-	-	-	-	-	-	689	861	-	-
W213015PRMI	-	-	838	838	-	-	-	-	-	-	726	908	-	-
W243015PRMI	-	-	912	912	-	-	-	-	-	-	790	989	-	-
24" High														
W1524PRMI	-	-	609	609	-	-	-	-	-	-	529	660	-	-
W1824PRMI	-	-	676	676	-	-	-	-	-	-	586	733	-	-
W2124PRMI	-	-	715	715	-	-	-	-	-	-	619	775	-	-
W2424PRMI	-	-	770	770	-	-	-	-	-	-	667	835	-	-
15" Deep														
W152415PRMI	-	-	638	638	-	-	-	-	-	-	554	692	-	-
W182415PRMI	-	-	710	710	-	-	-	-	-	-	615	770	-	-
W212415PRMI	-	-	748	748	-	-	-	-	-	-	648	812	-	-
W242415PRMI	-	-	818	818	-	-	-	-	-	-	707	887	-	-

Specify L or R hinging

Notes



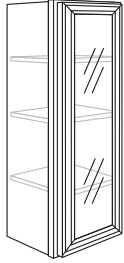
While monochromatic color schemes have been popular in recent years, older clients may need more contrast between countertops and cabinets in order to maximize visual acuity.



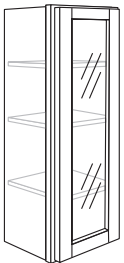
DESCRIPTION	PRODUCT CODE	Fusion Maple	Fusion Cherry	Lariat / LaBelle Maple	Lariat / LaBelle Cherry	PREVIOUS PRODUCT CODE	+ Add for Deluxe - SDT	+ Add for Deluxe w/ Plywood Ends - PDT
-------------	--------------	--------------	---------------	------------------------	-------------------------	-----------------------	------------------------	--

Single Glass Door

Spec Book page 22



Lariat and LaBelle only



Fusion only

42" High								
W1542GD	521	662	622	705	WG 1542	-	77	
W1842GD	588	748	702	797	WGD 1842	-	77	
W2142GD	620	788	740	840	WGD 2142	-	77	
W2442GD	679	864	811	920	WGD 2442	-	77	
15" Deep								
W154215GD	552	702	660	749	WGD 151542	-	77	
W184215GD	623	793	745	845	WGD 181542	-	77	
W214215GD	658	836	786	891	WGD 211542	-	77	
W244215GD	721	917	861	977	WGD 241542	-	77	
36" High								
W1536GD	460	586	550	624	WGD 1536	-	67	
W1836GD	520	662	621	705	WGD 1836	-	67	
W2136GD	548	697	655	743	WGD 2136	-	67	
W2436GD	601	764	718	814	WGD 2436	-	67	
15" Deep								
W153615GD	489	621	584	662	WGD 151536	-	67	
W183615GD	551	701	659	747	WGD 181536	-	67	
W213615GD	582	740	695	788	WGD 211536	-	67	
W243615GD	638	811	762	864	WGD 241536	-	67	
30" High								
W1530GD	400	509	478	543	WGD 1530	-	57	
W1830GD	452	575	540	613	WGD 1830	-	57	
W2130GD	477	606	570	646	WGD 2130	-	57	
W2430GD	522	664	624	708	WGD 2430	-	57	
15" Deep								
W153015GD	425	540	508	576	WGD 151530	-	57	
W183015GD	479	610	573	650	WGD 181530	-	57	
W213015GD	506	643	604	686	WGD 211530	-	57	
W243015GD	554	705	662	751	WGD 241530	-	57	
24" High								
W1524GD	360	458	431	488	WGD 1524	-	47	
W1824GD	408	519	488	553	WGD 1824	-	47	
W2124GD	429	546	513	581	WGD 2124	-	47	
W2424GD	470	598	562	637	WGD 2424	-	47	
15" Deep								
W152415GD	382	486	457	518	WGD 151524	-	47	
W182415GD	431	549	516	585	WGD 181524	-	47	
W212415GD	455	579	544	617	WGD 211524	-	47	
W242415GD	499	635	596	676	WGD 241524	-	47	

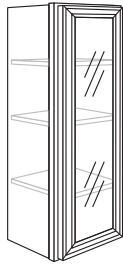
Specify L or R hinging

DESCRIPTION	PRODUCT CODE	Fusion Maple	Fusion Cherry	Lariat / LaBelle Maple	Lariat / LaBelle Cherry	PREVIOUS PRODUCT CODE	+ Add for Deluxe – SDT	+ Add for Deluxe w/Plywood Ends – PDT
-------------	--------------	--------------	---------------	------------------------	-------------------------	-----------------------	------------------------	---------------------------------------

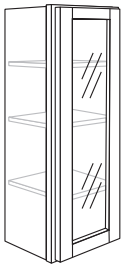
Single Glass Door with Matching Interior

Spec Book page 22

Matching Interior Cabinets Only available in SDT for Arbor Falls II and Whitebay II. PDT for all others.



Lariat and LaBelle only



Fusion only

42" High								
W1542GDMI	675	837	791	887		WGD 1542 MI	-	-
W1842GDMI	742	923	871	978		WGD 1842 MI	-	-
W2142GDMI	786	978	924	1038		WGD 2142 MI	-	-
W2442GDMI	847	1056	997	1120		WGD 2442 MI	-	-
15" Deep								
W154215GDMI	705	875	827	928		WGD 151542 MI	-	-
W184215GDMI	782	973	919	1032		WGD 181542 MI	-	-
W214215GDMI	823	1026	968	1088		WGD 211542 MI	-	-
W244215GDMI	895	1118	1054	1186		WGD 241542 MI	-	-
36" High								
W1536GDMI	594	738	697	781		WGD 1536 MI	-	-
W1836GDMI	656	816	771	865		WGD 1836 MI	-	-
W2136GDMI	696	867	818	919		WGD 2136 MI	-	-
W2436GDMI	748	933	881	990		WGD 2436 MI	-	-
15" Deep								
W153615GDMI	624	775	732	821		WGD 151536 MI	-	-
W183615GDMI	691	861	813	913		WGD 181536 MI	-	-
W213615GDMI	728	908	857	963		WGD 211536 MI	-	-
W243615GDMI	792	989	933	1049		WGD 241536 MI	-	-
30" High								
W1530GDMI	516	641	605	679		WGD 1530 MI	-	-
W1830GDMI	569	708	669	751		WGD 1830 MI	-	-
W2130GDMI	604	753	711	799		WGD 2130 MI	-	-
W2430GDMI	649	811	765	860		WGD 2430 MI	-	-
15" Deep								
W153015GDMI	541	673	636	713		WGD 151530 MI	-	-
W183015GDMI	600	748	706	793		WGD 181530 MI	-	-
W213015GDMI	632	789	744	837		WGD 211530 MI	-	-
W243015GDMI	687	858	810	911		WGD 241530 MI	-	-
24" High								
W1524GDMI	461	574	542	608		WGD 1524 MI	-	-
W1824GDMI	511	637	601	675		WGD 1824 MI	-	-
W2124GDMI	539	673	635	714		WGD 2124 MI	-	-
W2424GDMI	580	725	684	769		WGD 2424 MI	-	-
15" Deep								
W152415GDMI	487	607	573	643		WGD 151524 MI	-	-
W182415GDMI	536	668	631	709		WGD 181524 MI	-	-
W212415GDMI	566	707	667	750		WGD 211524 MI	-	-
W242415GDMI	615	769	725	817		WGD 241524 MI	-	-

Specify L or R hinging



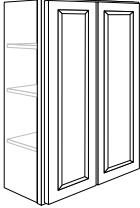
DESCRIPTION

PRODUCT CODE

- Spring Valley Oak Square
- Spring Valley Oak Arch
- Spring Valley Maple Square
- Spring Valley Maple Arch
- Spring Valley Hickory Square
- Spring Valley Hickory Arch
- Spring Valley Cherry Square
- Spring Valley Cherry Arch
- Seneca Ridge Oak Square
- Seneca Ridge Oak Arch
- Ahor Falls II
- Portrait Oak
- Whitebay II Square
- Whitebay II Arch

Double Door

Spec Book page 23



42" high cabinet shown

	Spring Valley Oak Square	Spring Valley Oak Arch	Spring Valley Maple Square	Spring Valley Maple Arch	Spring Valley Hickory Square	Spring Valley Hickory Arch	Spring Valley Cherry Square	Spring Valley Cherry Arch	Seneca Ridge Oak Square	Seneca Ridge Oak Arch	Ahor Falls II	Portrait Oak	Whitebay II Square	Whitebay II Arch
42" High														
W2442B	349	366	404	429	411	439	428	454	444	481	446	455	498	532
W2742	388	407	451	479	458	489	477	506	496	536	498	507	555	591
W2742B	407	428	473	503	480	514	501	531	520	562	522	532	583	621
W3042	407	427	472	502	479	513	500	530	520	561	521	531	582	620
W3042B	427	448	496	527	503	539	525	557	546	589	547	558	611	651
W3342	425	446	493	525	501	536	523	554	543	587	545	556	608	648
W3642	447	469	519	552	527	564	550	583	571	617	573	584	640	681
W3942	481	505	558	594	567	606	591	627	614	664	616	628	688	734
W4242	505	530	586	624	595	637	621	658	645	697	647	660	723	771
15" Deep														
W2442B15	371	389	429	457	437	467	456	483	474	511	475	484	530	565
W304215	430	451	499	531	507	542	529	560	549	593	551	562	615	656
W3042B15	452	474	524	558	532	569	555	588	576	623	579	590	646	689
W334215	451	473	523	557	531	568	554	588	576	622	578	589	645	688
W364215	473	497	549	584	558	596	582	617	604	653	606	618	677	722
36" High														
W2436B	310	327	360	383	365	391	381	404	396	428	398	405	444	475
W2736	341	358	396	421	402	430	419	445	436	471	437	446	488	520
W2736B	358	376	416	442	422	452	440	467	458	495	459	468	513	546
W3036	357	375	415	441	421	453	439	466	457	493	458	467	511	546
W3036B	375	394	436	463	442	476	461	489	480	518	481	490	537	573
W3336	374	392	434	461	440	471	459	487	477	516	479	488	535	569
W3636	393	413	456	485	463	496	483	512	502	543	504	514	562	599
W3936	427	449	496	528	504	539	525	557	546	590	548	558	611	652
W4236	449	471	521	554	529	566	552	585	574	620	575	587	642	685
15" Deep														
W2436B15	330	347	383	407	389	416	405	429	421	456	423	431	471	503
W303615	378	397	438	466	445	476	465	492	483	522	484	494	540	577
W3036B15	397	417	460	489	467	500	488	517	507	548	508	519	567	606
W333615	396	416	460	489	467	499	487	516	506	547	508	518	567	605
W363615	416	436	483	513	490	524	511	542	531	574	533	543	595	635
30" High														
W2430B	272	286	316	336	320	343	335	355	348	376	349	356	390	415
W2730	294	309	341	363	347	371	362	383	376	406	377	384	421	448
W2730B	309	325	359	382	364	390	380	403	395	427	396	404	442	471
W3030	308	323	358	380	363	388	379	402	394	425	395	403	441	469
W3030B	323	339	376	399	381	407	398	422	414	446	415	423	463	492
W3330	322	338	374	398	380	406	396	420	412	445	413	421	461	491
W3630	338	355	392	417	399	426	416	441	432	467	433	442	484	515
W3930	356	374	413	440	420	449	438	464	455	492	456	465	509	543
W4230	374	393	434	462	441	472	460	488	478	516	479	489	535	570
W4530	390	410	453	482	460	492	480	509	498	539	500	510	558	594
W4830	411	432	477	508	485	518	506	536	525	568	527	537	588	626
15" Deep														
W2430B15	289	303	336	357	341	364	356	377	370	399	371	378	414	442
W303015	326	342	378	402	384	411	400	425	416	450	417	426	466	497
W3030B15	342	359	397	422	403	432	420	446	437	473	438	447	489	522
W333015	341	358	396	422	402	430	420	445	436	471	438	446	489	521
W363015	358	376	416	442	422	452	441	467	458	495	459	468	513	547

Portrait/Fusion Maple	Portrait w/5 Piece Drawer Front Option Maple	Seneca Ridge Maple Square	Seneca Ridge Maple Arch	Sutton Cliffs Oak Square	Sutton Cliffs Oak Arch	Portrait/Fusion Cherry	Portrait w/5 Piece Drawer Front Option Cherry	Avenue Maple	Avenue w/5 Piece Drawer Front Option Maple	Sutton Cliffs Hickory Square	Sutton Cliffs Hickory Arch	Seneca Ridge Cherry Square	Seneca Ridge Cherry Arch	PREVIOUS PRODUCT CODE	+ Add for Deluxe - SDT	+ Add for Deluxe w/Plywood Ends - PDT
513	513	539	579	558	589	560	560	565	565	583	631	597	633	N/A	-	77
573	573	600	645	621	657	624	624	629	629	648	704	666	706	W2742	-	77
601	601	630	677	652	689	654	654	660	660	680	738	699	740	W2742B	-	77
600	600	629	676	651	688	653	653	659	659	679	737	698	739	W3042	-	77
630	630	660	710	684	722	686	686	692	692	713	774	733	776	N/A	-	77
627	627	658	706	680	720	683	683	689	689	710	771	729	773	W3342	-	77
660	660	692	743	716	757	718	718	725	725	746	810	767	813	W3642	-	77
709	709	743	799	769	814	772	772	780	780	803	871	825	874	W3942	-	77
745	745	781	839	808	855	811	811	819	819	843	915	866	918	W4242	-	77
546	546	572	615	592	627	595	595	601	601	618	671	635	673	N/A	-	77
634	634	665	714	688	728	691	691	697	697	718	779	737	781	W304215	-	77
666	666	698	750	722	764	726	726	732	732	754	818	774	820	N/A	-	77
665	665	697	749	721	763	724	724	731	731	753	817	773	819	W334215	-	77
698	698	732	786	757	801	760	760	767	767	790	857	812	860	W364215	-	77
458	458	480	516	497	525	498	498	503	503	519	562	532	564	N/A	-	67
503	503	528	567	546	577	548	548	553	553	570	618	585	620	W2736	-	67
528	528	554	595	573	606	576	576	581	581	598	649	614	651	W2736B	-	67
527	527	553	594	572	605	574	574	580	580	597	648	613	650	W3036	-	67
553	553	581	624	601	635	603	603	609	609	627	680	644	683	N/A	-	67
551	551	578	621	598	632	600	600	606	606	624	677	641	679	W3336	-	67
580	580	608	653	629	665	632	632	637	637	656	713	674	714	W3636	-	67
631	631	661	710	684	723	687	687	693	693	713	775	733	777	W3936	-	67
662	662	694	746	719	760	721	721	728	728	749	814	770	816	W4236	-	67
486	486	510	548	528	559	530	530	534	534	550	597	566	600	N/A	-	67
557	557	584	628	605	639	607	607	613	613	631	685	648	687	W301536	-	67
585	585	613	659	635	671	637	637	644	644	663	719	680	721	N/A	-	67
584	584	613	658	634	670	636	636	642	642	661	718	680	720	W331536	-	67
613	613	643	691	665	704	668	668	674	674	694	753	713	756	W361536	-	67
401	401	421	452	436	460	437	437	441	441	455	494	466	495	N/A	-	57
434	434	455	489	471	498	472	472	477	477	491	533	505	534	W2730	-	57
456	456	478	514	495	523	497	497	501	501	516	560	530	562	W2730B	-	57
455	455	476	512	493	521	495	495	500	500	514	558	529	560	W3030	-	57
478	478	500	538	518	547	520	520	525	525	540	586	555	588	N/A	-	57
475	475	498	535	516	545	517	517	522	522	538	584	553	585	W3330	-	57
499	499	523	562	541	572	543	543	548	548	564	613	580	614	W3630	-	57
525	525	551	592	570	603	572	572	577	577	595	645	611	647	W3930	-	57
552	552	579	622	599	633	601	601	607	607	625	678	642	680	W4230	-	57
576	576	603	648	624	660	627	627	633	633	651	707	669	709	W4530	-	57
607	607	636	683	658	696	660	660	667	667	686	745	705	747	W4830	-	57
427	427	447	481	463	489	465	465	469	469	483	524	497	526	N/A	-	57
481	481	504	541	521	551	523	523	528	528	544	590	559	592	W301530	-	57
505	505	529	568	547	579	549	549	554	554	571	620	587	622	N/A	-	57
504	504	528	567	547	578	549	549	554	554	570	619	586	621	W331530	-	57
529	529	554	595	574	607	576	576	581	581	598	650	615	651	W361530	-	57

★ NOT available with upgrade PDT - Deluxe Plywood End Panel Option
 All prices in U.S. Dollars. All prices, models and specifications subject to change without notice.
 Cabinet configuration will vary by product line. Please refer to Product Specification Book for details.



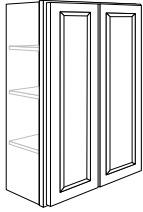
DESCRIPTION

PRODUCT CODE

Sutton Cliffs Maple Square
Sutton Cliffs Maple Arch
Avenue Cherry
Avenue w/ 5 Piece Drawer Front Option Cherry
Somerton Hill Maple Square
Somerton Hill Maple Arch
Sutton Cliffs Cherry Square
Sutton Cliffs Cherry Arch
Lariat / LaBelle Maple
Somerton Hill Cherry Square
Somerton Hill Cherry Arch
Lariat / LaBelle Cherry
Tolani Maple Square
Tolani Cherry Square
+ Add for Deluxe - SDT
+ Add for Deluxe w/ Plywood Ends - PDT

Double Door (continued)

Spec Book page 23



42" high cabinet shown

42" High

W2442B	615	666	615	615	646	693	690	740	692	721	768	763	560	610	-	77
W2742	686	742	687	687	720	772	769	825	772	804	855	851	624	680	-	77
W2742B	720	778	720	720	755	810	807	866	810	843	897	893	655	713	-	77
W3042	719	777	719	719	754	811	805	865	809	842	896	892	654	712	-	77
W3042B	755	816	755	755	792	852	845	908	849	884	941	937	687	748	-	77
W3342	751	812	752	752	788	848	842	904	845	880	937	933	684	745	-	77
W3642	790	854	791	791	829	891	886	951	889	926	985	981	719	783	-	77
W3942	850	918	850	850	892	958	952	1022	956	995	1059	1054	773	842	-	77
W4242	893	965	893	893	937	1007	1000	1074	1004	1046	1113	1108	812	885	-	77

15" Deep

W2442B15	654	708	655	655	687	738	733	788	736	767	816	813	595	649	-	77
W304215	760	821	760	760	797	857	851	914	855	890	947	943	691	753	-	77
W3042B15	798	862	798	798	837	900	894	960	898	935	994	990	726	791	-	77
W334215	797	861	797	797	836	899	893	958	896	933	993	989	725	789	-	77
W364215	836	904	837	837	877	943	937	1006	941	979	1042	1038	761	829	-	77

36" High

W2436B	548	592	548	548	575	617	614	659	616	642	684	680	499	543	-	67
W2736	603	652	603	603	633	680	676	725	678	706	752	748	549	598	-	67
W2736B	633	684	633	633	664	714	710	762	712	741	789	785	576	627	-	67
W3036	632	683	632	632	663	712	708	760	711	740	787	784	575	626	-	67
W3036B	664	717	664	664	696	748	743	798	747	777	826	823	604	657	-	67
W3336	660	714	661	661	693	745	740	794	743	774	823	820	601	654	-	67
W3636	695	751	695	695	729	784	779	836	782	814	866	862	632	689	-	67
W3936	755	816	756	756	792	852	846	909	850	885	942	937	687	748	-	67
W4236	793	858	794	794	833	895	889	955	893	929	989	985	722	786	-	67

15" Deep

W2436B15	583	630	583	583	611	657	653	701	656	683	727	723	530	578	-	67
W303615	668	722	668	668	701	753	748	803	751	782	832	829	608	662	-	67
W3036B15	701	758	701	701	736	791	785	843	789	821	874	870	638	695	-	67
W333615	700	757	701	701	735	790	784	842	788	820	873	869	637	694	-	67
W363615	735	794	735	735	771	829	823	884	827	861	916	912	669	728	-	67

30" High

W2430B	481	520	481	481	504	541	539	579	541	563	600	596	438	477	-	57
W2730	520	562	520	520	545	585	582	625	585	609	648	645	473	515	-	57
W2730B	546	591	547	547	573	615	612	657	615	640	681	678	497	541	-	57
W3030	545	589	545	545	571	614	610	655	613	638	679	676	496	540	-	57
W3030B	572	618	572	572	600	645	641	688	644	670	713	710	521	567	-	57
W3330	569	615	570	570	597	641	638	685	640	667	710	706	518	564	-	57
W3630	598	646	598	598	627	673	670	719	672	700	745	742	544	592	-	57
W3930	629	680	630	630	660	710	705	757	708	737	785	781	573	624	-	57
W4230	661	715	662	662	694	744	741	795	744	775	824	821	602	655	-	57
W4530	690	745	690	690	723	778	773	830	776	808	860	856	628	683	-	57
W4830	727	785	727	727	762	818	814	874	817	851	906	902	661	720	-	57

15" Deep

W2430B15	511	552	511	511	537	576	573	615	575	599	637	634	465	507	-	57
W303015	576	622	576	576	604	649	645	692	648	674	718	714	524	570	-	57
W3030B15	605	653	605	605	634	681	677	727	680	708	754	750	550	599	-	57
W333015	604	652	604	604	633	681	676	726	679	707	752	749	549	598	-	57
W363015	633	685	634	634	665	714	710	762	713	742	790	786	576	628	-	57

Cabinet configuration will vary by product line. Please refer to Product Specification Book for details.

★ NOT available with upgrade PDT - Deluxe Plywood End Panel Option
All prices in U.S. Dollars. All prices, models and specifications subject to change without notice.

Notes



Merillat Classic® Accent Collections offer three stunning ways to add style and detail to any kitchen or bath to make a home take on an entirely new personality.



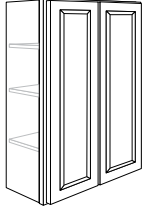
DESCRIPTION

PRODUCT CODE

Spring Valley Oak Square
 Spring Valley Oak Arch
 Spring Valley Maple Square
 Spring Valley Maple Arch
 Spring Valley Hickory Square
 Spring Valley Hickory Arch
 Spring Valley Cherry Square
 Spring Valley Cherry Arch
 Seneca Ridge Oak Square
 Seneca Ridge Oak Arch
 Arbor Falls II
 Portrait Oak
 Whitebay II Square
 Whitebay II Arch

Double Door (continued)

Spec Book page 23



42" high cabinet shown

27" High

W3027	293	307	340	361	345	369	360	382	374	404	375	382	419	447
W3027B	308	322	357	379	362	387	378	401	393	424	394	401	440	469
W3327	306	321	355	378	361	386	376	399	391	422	392	400	438	467
W3627	322	338	374	398	380	406	396	420	412	445	413	421	461	492
W3927	338	355	393	418	399	426	416	441	432	467	434	442	484	516
W4227	355	373	413	439	419	448	437	463	454	491	455	464	508	543

24" High

W2424B	245	257	285	302	289	309	301	319	313	338	314	320	351	375
W2724	265	278	307	327	312	334	325	345	338	365	339	346	379	403
W2724B	278	292	323	343	328	351	342	363	355	384	357	363	398	424
W3024	277	291	322	342	327	351	341	361	354	383	355	362	397	423
W3024B	291	306	338	359	343	369	358	379	372	402	373	380	417	444
W3324	290	304	336	358	342	365	356	378	370	400	372	379	415	442
W3624	305	320	354	377	360	385	375	398	390	421	391	399	436	465
W3924	320	336	372	396	378	406	394	418	409	442	411	419	458	489
W4224	337	353	391	416	397	426	414	439	430	465	432	440	482	514
W4524	351	369	408	433	414	443	432	458	449	485	450	459	502	536
W4824	370	388	429	457	436	466	455	482	473	511	474	483	529	564

15" Deep

W2424B15	260	273	302	321	307	329	320	339	333	359	334	340	373	398
W302415	293	308	340	362	345	369	360	382	374	405	376	383	419	447
W3024B15	308	323	357	380	362	387	378	401	393	425	395	402	440	469
W362415	322	339	374	398	380	407	397	420	412	445	413	421	461	492

21" High

W3021	256	268	297	316	301	324	314	333	327	353	328	334	366	390
W3021B	269	281	312	332	316	340	330	350	343	371	344	351	384	410
W3321	267	281	310	330	315	337	329	349	342	369	343	349	382	407
W3621	280	294	325	346	330	353	344	365	358	387	359	366	401	427
W3921	295	310	343	365	348	374	363	385	378	408	379	386	423	451
W4221	310	326	360	383	366	391	382	405	397	429	398	406	444	473

18" High

W2418B	204	215	237	252	240	257	251	266	260	281	261	267	292	312
W2718	221	232	256	272	260	278	271	288	282	305	283	288	316	336
W2718B	232	244	270	287	274	293	285	303	297	321	298	303	332	354
W3018	232	243	269	286	273	293	285	302	296	320	297	303	331	354
W3018B	244	255	282	300	287	308	299	317	311	336	312	318	348	372
W3318	242	254	280	298	285	305	297	315	309	334	310	316	346	368
W3618	254	267	295	314	299	320	312	331	325	351	326	332	363	387
W3918	267	280	310	330	315	338	328	348	341	369	342	349	382	408
W4218	281	295	326	346	331	355	345	366	358	387	360	367	401	428
W4518	293	307	340	361	345	369	360	381	374	404	375	382	419	447
W4818	308	324	358	381	363	389	379	402	394	426	395	403	441	470

15" Deep

W271815	232	244	270	287	274	293	286	303	297	321	298	304	333	355
W2718B15	245	257	284	303	289	309	301	319	313	338	314	320	351	374
W301815	244	256	283	302	288	308	300	318	312	337	313	319	349	373
W3018B15	256	269	297	317	302	323	315	334	328	354	329	335	366	392
W361815	269	282	312	332	317	339	331	350	343	371	344	351	385	410

Cabinet configuration will vary by product line. Please refer to Product Specification Book for details.

★ NOT available with upgrade PDT - Deluxe Plywood End Panel Option
 All prices in U.S. Dollars. All prices, models and specifications subject to change without notice.

Portrait/Fusion Maple	Portrait w/5 Piece Drawer Front Option Maple	Seneca Ridge Maple Square	Seneca Ridge Maple Arch	Sutton Cliffs Oak Square	Sutton Cliffs Oak Arch	Portrait/Fusion Cherry	Portrait w/5 Piece Drawer Front Option Cherry	Avenue Maple	Avenue w/5 Piece Drawer Front Option Maple	Sutton Cliffs Hickory Square	Sutton Cliffs Hickory Arch	Seneca Ridge Cherry Square	Seneca Ridge Cherry Arch	PREVIOUS PRODUCT CODE	+ Add for Deluxe – SDT	+ Add for Deluxe w/Plywood Ends – PDT
432	432	453	486	468	495	470	470	475	475	489	530	502	532	W3027	-	51
454	454	476	510	491	520	494	494	499	499	513	557	527	559	N/A	-	51
452	452	473	508	490	518	492	492	496	496	511	555	525	556	W3327	-	51
475	475	498	535	516	545	517	517	522	522	538	584	553	585	W3627	-	51
499	499	523	562	541	573	543	543	549	549	565	613	580	615	W3927	-	51
524	524	550	591	569	602	571	571	576	576	593	644	610	646	W4227	-	51
361	361	379	406	392	415	394	394	397	397	410	444	420	445	N/A	-	47
391	391	409	440	424	448	425	425	429	429	442	480	454	481	W2724	-	47
410	410	430	462	445	471	447	447	451	451	465	504	477	505	W2724B	-	47
409	409	429	461	444	469	445	445	450	450	463	503	476	504	W3024	-	47
429	429	450	484	466	492	467	467	473	473	486	528	500	529	N/A	-	47
428	428	448	482	464	491	466	466	470	470	484	525	497	527	W3324	-	47
450	450	472	507	488	516	490	490	495	495	509	553	523	554	W3624	-	47
473	473	496	533	513	542	515	515	520	520	535	581	550	582	W3924	-	47
497	497	521	559	539	570	541	541	546	546	562	610	578	612	W4224	-	47
518	518	543	583	562	594	564	564	569	569	586	636	602	638	W4524	-	47
546	546	572	615	592	626	594	594	600	600	618	671	635	672	W4824	-	47
384	384	403	433	417	441	418	418	422	422	435	471	446	474	N/A	-	47
432	432	453	487	469	496	471	471	475	475	489	531	503	533	W301524	-	47
454	454	476	511	492	521	495	495	499	499	513	558	528	560	N/A	-	47
476	476	499	536	516	546	518	518	523	523	538	585	553	586	W361524	-	47
377	377	395	425	409	433	411	411	415	415	427	463	439	465	W3021	-	39
396	396	415	446	429	455	432	432	436	436	448	486	461	488	N/A	-	39
394	394	413	444	428	452	429	429	433	433	446	485	459	486	W3321	-	39
413	413	433	465	448	474	450	450	454	454	468	508	480	509	W3621	-	39
436	436	457	491	473	500	475	475	479	479	493	536	507	537	W3921	-	39
458	458	480	516	497	526	499	499	504	504	518	563	533	564	W4221	-	39
301	301	316	339	327	345	328	328	331	331	341	370	350	371	N/A	-	39
325	325	341	366	353	373	354	354	358	358	368	400	378	401	W2718	-	39
342	342	359	386	372	393	373	373	376	376	388	421	398	422	W2718B	-	39
342	342	358	385	371	392	372	372	376	376	387	420	397	421	W3018	-	39
359	359	376	404	390	412	391	391	395	395	406	441	417	442	N/A	-	39
356	356	374	401	387	409	388	388	392	392	403	438	414	439	W3318	-	39
375	375	393	422	407	430	408	408	412	412	424	461	436	462	W3618	-	39
394	394	413	444	427	452	429	429	433	433	446	484	458	485	W3918	-	39
414	414	434	466	449	475	451	451	455	455	468	509	481	510	W4218	-	39
432	432	452	486	468	495	470	470	474	474	488	530	502	532	W4518	-	39
455	455	477	512	494	522	495	495	500	500	515	559	529	560	W4818	-	39
343	343	360	386	372	394	374	374	377	377	388	421	399	423	W271518	-	39
362	362	379	407	392	415	394	394	397	397	409	444	420	445	W271518B	-	39
360	360	378	406	391	413	392	392	396	396	408	443	419	444	W301518	-	39
378	378	397	426	411	434	412	412	416	416	428	465	440	466	N/A	-	39
397	397	416	447	430	455	432	432	436	436	449	487	461	489	W361518	-	39

★ NOT available with upgrade PDT - Deluxe Plywood End Panel Option
 All prices in U.S. Dollars. All prices, models and specifications subject to change without notice.

Cabinet configuration will vary by product line.
 Please refer to Product Specification Book for details.



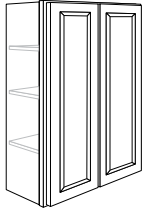
DESCRIPTION

PRODUCT CODE

Sutton Cliffs Maple Square
 Sutton Cliffs Maple Arch
 Avenue Cherry
 Avenue w/ 5 Piece Drawer Front Option Cherry
 Somerton Hill Maple Square
 Somerton Hill Maple Arch
 Sutton Cliffs Cherry Square
 Sutton Cliffs Cherry Arch
 Lariat / LaBelle Maple
 Somerton Hill Cherry Square
 Somerton Hill Cherry Arch
 Lariat / LaBelle Cherry
 Tolani Maple Square
 Tolani Cherry Square
 + Add for Deluxe - SDT
 + Add for Deluxe w/Plywood Ends - PDT

Double Door (continued)

Spec Book page 23



42" high cabinet shown

27" High

W3027	517	559	518	518	543	583	580	622	582	606	645	642	471	513	-	51
W3027B	543	587	544	544	570	612	609	653	611	636	677	674	495	539	-	51
W3327	541	585	541	541	567	610	606	651	608	634	674	671	492	536	-	51
W3627	569	615	570	570	597	642	638	685	640	667	710	706	518	564	-	51
W3927	598	646	598	598	627	674	670	719	673	700	745	742	544	593	-	51
W4227	628	679	629	629	659	708	704	756	707	736	783	780	572	622	-	51

24" High

W2424B	433	467	433	433	454	487	485	521	487	507	540	537	394	428	-	47
W2724	468	506	468	468	491	527	524	563	526	548	583	581	426	464	-	47
W2724B	492	531	492	492	516	553	551	591	553	576	613	610	447	487	-	47
W3024	490	530	490	490	514	553	549	590	551	574	611	608	446	486	-	47
W3024B	515	557	515	515	540	581	576	620	579	603	642	638	468	510	-	47
W3324	512	554	513	513	538	578	574	616	576	600	639	636	466	508	-	47
W3624	539	583	540	540	566	608	604	649	607	632	672	669	491	534	-	47
W3924	566	612	567	567	594	639	635	681	637	664	706	703	516	561	-	47
W4224	595	643	595	595	624	671	667	716	669	697	742	739	542	590	-	47
W4524	621	671	621	621	651	700	695	747	698	727	774	770	565	615	-	47
W4824	654	707	654	654	686	736	733	787	736	766	815	812	595	648	-	47

15" Deep

W2424B15	460	498	461	461	483	519	516	553	518	539	573	571	419	456	-	47
W302415	518	560	518	518	544	584	580	623	583	607	646	643	471	513	-	47
W3024B15	544	588	544	544	571	613	609	654	612	637	678	675	495	539	-	47
W362415	570	616	570	570	598	643	639	686	641	668	711	707	519	565	-	47

21" High

W3021	452	489	452	452	474	510	506	544	508	529	563	561	411	448	-	39
W3021B	475	513	475	475	498	536	531	571	533	555	591	589	432	470	-	39
W3321	473	511	473	473	496	533	529	568	532	553	589	586	430	468	-	39
W3621	495	535	495	495	519	558	555	596	557	580	617	614	451	491	-	39
W3921	522	565	523	523	548	589	585	628	588	612	651	648	475	518	-	39
W4221	549	593	549	549	576	618	615	660	617	643	684	681	499	544	-	39

18" High

W2418B	360	390	361	361	378	406	404	434	405	422	449	447	329	357	-	39
W2718	390	421	390	390	409	439	437	469	439	457	486	484	355	386	-	39
W2718B	410	443	410	410	430	462	460	494	461	481	511	509	373	407	-	39
W3018	410	443	410	410	430	462	459	493	461	480	510	508	373	406	-	39
W3018B	431	465	431	431	452	485	482	518	484	504	536	533	392	426	-	39
W3318	427	462	427	427	448	482	478	514	480	500	532	530	389	423	-	39
W3618	449	485	449	449	471	505	503	540	505	526	560	557	409	445	-	39
W3918	472	510	472	472	495	532	529	568	531	553	588	586	430	468	-	39
W4218	496	536	496	496	520	559	556	597	558	581	618	615	451	491	-	39
W4518	517	559	517	517	543	583	579	622	582	606	645	642	471	512	-	39
W4818	545	589	545	545	572	615	611	656	613	638	679	676	496	540	-	39

15" Deep

W271815	411	444	411	411	431	464	460	494	462	481	512	510	374	407	-	39
W2718B15	433	468	433	433	454	489	485	521	487	507	540	538	394	429	-	39
W301815	432	467	432	432	453	487	484	519	486	506	538	536	393	428	-	39
W3018B15	454	490	454	454	476	511	508	545	510	531	565	563	413	449	-	39
W361815	475	514	475	475	498	536	532	572	534	556	592	590	432	471	-	39

Cabinet configuration will vary by product line. Please refer to Product Specification Book for details.

★ NOT available with upgrade PDT - Deluxe Plywood End Panel Option
 All prices in U.S. Dollars. All prices, models and specifications subject to change without notice.

Notes





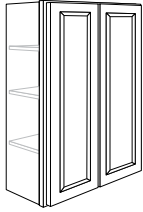
DESCRIPTION

PRODUCT CODE

Spring Valley Oak Square
 Spring Valley Oak Arch
 Spring Valley Maple Square
 Spring Valley Maple Arch
 Spring Valley Hickory Square
 Spring Valley Hickory Arch
 Spring Valley Cherry Square
 Spring Valley Cherry Arch
 Seneca Ridge Oak Square
 Seneca Ridge Oak Arch
 Arbor Falls II
 Portrait Oak
 Whitebay II Square
 Whitebay II Arch

Double Door (continued)

Spec Book page 23



42" high cabinet shown

15" High

W2715	206	216	239	254	243	260	253	268	263	284	264	269	294	314
W2715B	216	227	251	267	255	272	266	282	276	298	277	282	309	330
W3015	215	226	249	265	254	271	264	280	274	297	275	281	307	328
W3015B	226	237	261	278	267	285	277	294	288	312	289	295	322	344
W3315	226	237	263	279	267	287	278	295	289	312	290	296	324	345
W3615	238	250	276	294	281	300	293	310	304	329	305	311	341	363
W3915	249	262	289	308	294	316	307	325	318	344	319	326	357	381
W4215	262	275	304	323	309	332	322	341	335	362	336	342	375	400
W4515	273	287	317	337	322	346	336	356	349	377	350	357	391	417
W4815	288	302	334	355	339	363	354	375	368	397	369	376	412	438

15" Deep

W271515	218	229	253	269	257	275	268	284	279	301	280	285	312	333
W2715B15	229	240	266	283	270	289	282	299	293	316	294	299	328	350

12" High

W2712	191	201	222	236	225	241	235	249	244	264	245	250	273	292
W2712B	201	211	233	248	237	253	247	262	257	278	258	263	288	307
W3012	200	210	232	247	236	254	246	261	256	276	257	262	286	306
W3012B	210	221	244	259	248	267	258	274	269	290	270	275	300	321
W3312	209	220	243	258	247	265	257	273	267	289	268	274	300	320
W3612	221	232	257	273	261	279	272	288	282	305	283	289	316	337
W3912	231	243	269	286	273	292	285	302	296	320	297	302	331	353
W4212	243	256	282	300	288	307	299	317	311	336	312	318	348	372
W4512	254	266	294	313	299	321	312	331	324	350	325	331	363	387
W4812	267	281	310	330	315	338	329	348	341	369	342	349	382	408

15" Deep

W271215	203	213	235	250	239	255	249	264	259	280	260	265	290	309
W2712B15	213	224	247	263	251	269	262	278	272	294	273	278	305	325

Specify L or R hinging

Portrait/Fusion Maple	Portrait w/5 Piece Drawer Front Option Maple	Seneca Ridge Maple Square	Seneca Ridge Maple Arch	Sutton Cliffs Oak Square	Sutton Cliffs Oak Arch	Portrait/Fusion Cherry	Portrait w/5 Piece Drawer Front Option Cherry	Avenue Maple	Avenue w/5 Piece Drawer Front Option Maple	Sutton Cliffs Hickory Square	Sutton Cliffs Hickory Arch	Seneca Ridge Cherry Square	Seneca Ridge Cherry Arch	PREVIOUS PRODUCT CODE	+ Add for Deluxe – SDT	+ Add for Deluxe w/Plywood Ends – PDT
304	304	318	342	329	348	331	331	334	334	344	373	353	374	W2715	-	35
319	319	334	359	346	366	347	347	350	350	361	392	371	393	W2715B	-	35
317	317	332	357	344	363	345	345	348	348	359	389	369	390	W3015	-	35
333	333	349	375	361	381	362	362	365	365	377	408	387	410	N/A	-	35
334	334	350	376	362	383	363	363	367	367	378	410	388	411	W3315	-	35
351	351	368	396	381	403	382	382	386	386	397	431	408	433	W3615	-	35
368	368	386	414	399	422	400	400	404	404	416	452	428	453	W3915	-	35
386	386	405	435	419	443	421	421	425	425	437	475	449	476	W4215	-	35
403	403	422	454	437	462	439	439	443	443	456	495	468	496	W4515	-	35
425	425	445	478	461	487	462	462	467	467	480	522	494	523	W4815	-	35
322	322	337	363	349	369	351	351	354	354	364	396	374	397	W271515	-	35
338	338	354	381	367	388	368	368	371	371	382	415	393	416	W271515B	-	35
282	282	296	318	306	324	307	307	310	310	319	346	328	347	W2712	-	31
297	297	311	334	322	340	323	323	326	326	336	364	345	365	W2712B	-	31
295	295	310	333	321	339	322	322	325	325	334	363	344	364	W3012	-	31
310	310	326	350	337	356	338	338	341	341	351	381	361	382	N/A	-	31
309	309	324	348	335	354	336	336	339	339	350	379	359	381	W3312	-	31
326	326	342	367	354	374	355	355	358	358	369	401	379	402	W3612	-	31
342	342	358	385	370	392	372	372	375	375	386	420	397	421	W3912	-	31
359	359	376	404	389	411	391	391	394	394	407	441	417	442	W4212	-	31
374	374	392	421	406	429	407	407	411	411	423	460	435	461	W4512	-	31
394	394	413	444	428	452	429	429	433	433	446	484	458	486	W4812	-	31
299	299	313	337	324	343	326	326	329	329	338	367	348	368	W271512	-	31
314	314	330	354	341	361	342	342	345	345	356	386	366	387	W271512B	-	31

★ NOT available with upgrade PDT - Deluxe Plywood End Panel Option
 All prices in U.S. Dollars. All prices, models and specifications subject to change without notice.

Cabinet configuration will vary by product line.
 Please refer to Product Specification Book for details.



DESCRIPTION

PRODUCT CODE

Sutton Cliffs Maple Square

Sutton Cliffs Maple Arch

Avenue Cherry

Avenue w/ 5 Piece Drawer Front Option Cherry

Somerton Hill Maple Square

Somerton Hill Maple Arch

Sutton Cliffs Cherry Square

Sutton Cliffs Cherry Arch

Lariat / LaBelle Maple

Somerton Hill Cherry Square

Somerton Hill Cherry Arch

Lariat / LaBelle Cherry

Tolani Maple Square

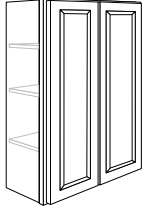
Tolani Cherry Square

✦ Add for Deluxe - SDT

✦ Add for Deluxe w/ Plywood Ends - PDT

Double Door (continued)

Spec Book page 23



42" high cabinet shown

15" High

W2715	364	393	364	364	382	410	408	438	409	426	454	452	331	361	-	35
W2715B	382	413	382	382	401	431	428	459	430	447	476	474	348	378	-	35
W3015	380	410	380	380	398	427	425	457	427	445	473	471	346	376	-	35
W3015B	399	431	399	399	418	448	446	480	448	467	497	495	363	395	-	35
W3315	400	432	400	400	419	451	448	481	450	468	498	496	364	396	-	35
W3615	421	455	421	421	441	474	471	506	473	493	525	522	383	417	-	35
W3915	441	476	441	441	462	497	494	530	496	516	549	547	401	437	-	35
W4215	463	500	463	463	486	522	519	557	521	542	577	574	421	459	-	35
W4515	483	522	483	483	506	544	541	581	543	565	602	599	439	478	-	35
W4815	509	550	509	509	534	574	570	612	572	596	634	631	463	504	-	35

15" Deep

W271515	386	417	386	386	405	435	432	464	434	452	481	479	351	382	-	35
W2715B15	405	438	405	405	425	457	454	487	455	474	505	502	368	401	-	35

12" High

W2712	338	365	338	338	354	381	379	406	380	396	421	419	307	335	-	31
W2712B	355	384	356	356	373	401	398	428	400	416	443	441	323	352	-	31
W3012	354	383	354	354	371	399	397	426	398	415	441	439	322	351	-	31
W3012B	372	402	372	372	390	419	417	447	418	436	463	461	338	369	-	31
W3312	370	400	370	370	388	417	415	445	416	433	461	459	337	367	-	31
W3612	391	422	391	391	410	441	438	470	440	458	487	485	356	387	-	31
W3912	409	442	409	409	429	460	458	492	460	479	510	508	372	405	-	31
W4212	430	465	430	430	451	484	482	517	484	503	536	533	391	426	-	31
W4512	448	484	448	448	470	505	502	539	504	525	559	556	408	444	-	31
W4812	472	511	473	473	496	533	529	568	531	553	589	586	430	468	-	31

15" Deep

W271215	358	387	358	358	376	404	401	431	403	420	446	444	326	355	-	31
W2712B15	377	407	377	377	395	425	422	453	424	441	469	467	343	373	-	31

Specify L or R hinging

Notes



Multi-generational homes are on the rise. Designing a kitchen shared by three generations requires special considerations, like lighting, storage and workspaces.



DESCRIPTION

PRODUCT CODE

Spring Valley Oak Square
 Spring Valley Oak Arch
 Spring Valley Maple Square
 Spring Valley Maple Arch
 Spring Valley Hickory Square
 Spring Valley Hickory Arch
 Spring Valley Cherry Square
 Spring Valley Cherry Arch
 Seneca Ridge Oak Square
 Seneca Ridge Oak Arch
 Arbor Falls II
 Portrait Oak
 Whitebay II Square
 Whitebay II Arch

Double Mullion Glass Door

Spec Book page 24

42" High

W2442BMG	644	689	761	805	795	847	968	1038	644	689	644	-	697	750
W3042MG	849	908	1004	1063	1049	1118	1277	1370	849	908	849	-	919	989
W3042BMG	891	953	1054	1116	1101	1174	1341	1439	891	953	891	-	965	1038
W3342MG	894	957	1057	1119	1105	1178	1345	1444	894	957	894	-	968	1042
W3642MG	941	1007	1113	1179	1164	1240	1416	1520	941	1007	941	-	1020	1097

15" Deep

W2442B1MG	683	731	807	855	844	900	1027	1103	683	731	683	-	739	796
W304215MG	899	963	1064	1126	1112	1185	1353	1452	899	963	899	-	974	1048
W3042B15MG	944	1011	1117	1182	1168	1244	1421	1525	944	1011	944	-	1023	1100
W334215MG	947	1014	1121	1187	1171	1248	1426	1530	947	1014	947	-	1027	1105
W364215MG	998	1068	1181	1250	1234	1315	1502	1612	998	1068	998	-	1081	1164

36" High

W2436BMG	569	609	673	713	704	750	856	919	569	609	569	-	616	664
W3036MG	751	803	888	940	928	989	1129	1212	751	803	751	-	813	875
W3036BMG	789	843	932	987	974	1038	1185	1273	789	843	789	-	854	919
W3336MG	791	846	935	990	977	1042	1190	1277	791	846	791	-	857	922
W3636MG	833	891	985	1043	1030	1097	1253	1345	833	891	833	-	902	971

15" Deep

W2436B15MG	604	647	714	756	747	796	908	975	604	647	604	-	654	704
W303615MG	796	851	941	996	983	1048	1197	1285	796	851	796	-	862	927
W3036B15MG	836	894	988	1046	1032	1100	1257	1349	836	894	836	-	905	973
W333615MG	838	897	991	1050	1036	1104	1261	1354	838	897	838	-	908	977
W363615MG	883	945	1045	1106	1092	1163	1328	1426	883	945	883	-	957	1029

30" High

W2430BMG	495	529	585	620	611	652	744	799	495	529	495	-	536	576
W3030MG	653	699	772	817	807	860	982	1054	653	699	653	-	707	761
W3030BMG	686	734	811	858	847	903	1031	1107	686	734	686	-	742	799
W3330MG	688	736	813	861	850	906	1034	1110	688	736	688	-	745	802
W3630MG	724	775	857	907	895	954	1090	1170	724	775	724	-	785	844

15" Deep

W2430B15MG	525	562	622	657	649	692	790	848	525	562	525	-	569	612
W303015MG	692	740	818	866	855	911	1041	1117	692	740	692	-	749	806
W3030B15MG	727	777	859	909	898	957	1093	1173	727	777	727	-	786	846
W333015MG	729	780	862	913	901	960	1097	1177	729	780	729	-	790	850
W363015MG	768	822	908	962	949	1012	1155	1240	768	822	768	-	832	895

24" High

W2424BMG	445	477	527	558	550	587	670	719	445	477	445	-	482	519
W3024MG	587	629	695	736	726	774	884	949	587	629	587	-	636	685
W3024BMG	616	660	730	773	762	813	928	996	616	660	616	-	668	719
W3624MG	653	699	772	817	807	860	982	1054	653	699	653	-	707	761

15" Deep


W2424B15MG	473	506	559	592	584	623	711	763	473	506	473	-	512	551
W302415MG	623	666	736	780	770	820	937	1006	623	666	623	-	675	726
W3024B15MG	654	699	773	819	809	861	984	1056	654	699	654	-	709	762
W362415MG	691	740	817	865	854	911	1040	1116	691	740	691	-	749	806

18" High

W3018MG	490	524	579	613	605	645	737	791	490	524	490	-	530	571
W3018BMG	515	550	608	644	635	677	774	831	515	550	515	-	557	600
W3618MG	543	581	643	680	672	716	817	877	543	581	543	-	589	633

15" Deep

W301815MG	519	555	614	650	641	684	781	838	519	555	519	-	562	605
W3018B15MG	545	583	645	683	673	718	820	880	545	583	545	-	590	635
W361815MG	576	616	681	721	712	759	866	930	576	616	576	-	624	671



All door styles except Avenue, Avenue with 5 Piece Drawer Front Option (Destination), Fusion, Lariat, LaBelle, Portrait, Portrait with 5 Piece Drawer Front Option (Silhouette), or Tolani

Portrait/Fusion Maple	Portrait w/5 Piece Drawer Front Option Maple	Seneca Ridge Maple Square	Seneca Ridge Maple Arch	Sutton Cliffs Oak Square	Sutton Cliffs Oak Arch	Portrait/Fusion Cherry	Portrait w/5 Piece Drawer Front Option Cherry	Avenue Maple	Avenue w/5 Piece Drawer Front Option Maple	Sutton Cliffs Hickory Square	Sutton Cliffs Hickory Arch	Seneca Ridge Cherry Square	Seneca Ridge Cherry Arch	PREVIOUS PRODUCT CODE	+ Add for Deluxe - SDT	+ Add for Deluxe w/Plywood Ends - PDT
-	-	761	805	644	689	-	-	-	-	795	847	968	1038	N/A	-	77
-	-	1004	1063	849	908	-	-	-	-	1049	1118	1277	1370	WMGD 3042	-	77
-	-	1054	1116	891	953	-	-	-	-	1101	1174	1341	1439	N/A	-	77
-	-	1057	1119	894	957	-	-	-	-	1105	1178	1345	1444	WMGD 3342	-	77
-	-	1113	1179	941	1007	-	-	-	-	1164	1240	1416	1520	WMGD 3642	-	77
-	-	807	855	683	731	-	-	-	-	844	900	1027	1103	N/A	-	77
-	-	1064	1126	899	963	-	-	-	-	1112	1185	1353	1452	WMGD 301542	-	77
-	-	1117	1182	944	1011	-	-	-	-	1168	1244	1421	1525	N/A	-	77
-	-	1121	1187	947	1014	-	-	-	-	1171	1248	1426	1530	WMGD 331542	-	77
-	-	1181	1250	998	1068	-	-	-	-	1234	1315	1502	1612	WMGD 361542	-	77
-	-	673	713	569	609	-	-	-	-	704	750	856	919	N/A	-	67
-	-	888	940	751	803	-	-	-	-	928	989	1129	1212	WMGD 3036	-	67
-	-	932	987	789	843	-	-	-	-	974	1038	1185	1273	N/A	-	67
-	-	935	990	791	846	-	-	-	-	977	1042	1190	1277	WMGD 3336	-	67
-	-	985	1043	833	891	-	-	-	-	1030	1097	1253	1345	WMGD 3636	-	67
-	-	714	756	604	647	-	-	-	-	747	796	908	975	N/A	-	67
-	-	941	996	796	851	-	-	-	-	983	1048	1197	1285	WMGD 301536	-	67
-	-	988	1046	836	894	-	-	-	-	1032	1100	1257	1349	N/A	-	67
-	-	991	1050	838	897	-	-	-	-	1036	1104	1261	1354	WMGD 331536	-	67
-	-	1045	1106	883	945	-	-	-	-	1092	1163	1328	1426	WMGD 361536	-	67
-	-	585	620	495	529	-	-	-	-	611	652	744	799	N/A	-	57
-	-	772	817	653	699	-	-	-	-	807	860	982	1054	WMGD 3030	-	57
-	-	811	858	686	734	-	-	-	-	847	903	1031	1107	N/A	-	57
-	-	813	861	688	736	-	-	-	-	850	906	1034	1110	WMGD 3330	-	57
-	-	857	907	724	775	-	-	-	-	895	954	1090	1170	WMGD 3630	-	57
-	-	622	657	525	562	-	-	-	-	649	692	790	848	N/A	-	57
-	-	818	866	692	740	-	-	-	-	855	911	1041	1117	WMGD 301530	-	57
-	-	859	909	727	777	-	-	-	-	898	957	1093	1173	N/A	-	57
-	-	862	913	729	780	-	-	-	-	901	960	1097	1177	WMGD 331530	-	57
-	-	908	962	768	822	-	-	-	-	949	1012	1155	1240	WMGD 361530	-	57
-	-	527	558	445	477	-	-	-	-	550	587	670	719	N/A	-	47
-	-	695	736	587	629	-	-	-	-	726	774	884	949	WMGD 3024	-	47
-	-	730	773	616	660	-	-	-	-	762	813	928	996	N/A	-	47
-	-	772	817	653	699	-	-	-	-	807	860	982	1054	WMGD 3624	-	47
-	-	559	592	473	506	-	-	-	-	584	623	711	763	N/A	-	47
-	-	736	780	623	666	-	-	-	-	770	820	937	1006	WMGD 301524	-	47
-	-	773	819	654	699	-	-	-	-	809	861	984	1056	N/A	-	47
-	-	817	865	691	740	-	-	-	-	854	911	1040	1116	WMGD 361524	-	47
-	-	579	613	490	524	-	-	-	-	605	645	737	791	WMGD 3018	-	39
-	-	608	644	515	550	-	-	-	-	635	677	774	831	N/A	-	39
-	-	643	680	543	581	-	-	-	-	672	716	817	877	WMGD 3618	-	39
-	-	614	650	519	555	-	-	-	-	641	684	781	838	WMGD 301518	-	39
-	-	645	683	545	583	-	-	-	-	673	718	820	880	N/A	-	39
-	-	681	721	576	616	-	-	-	-	712	759	866	930	WMGD 361518	-	39

★ NOT available with upgrade PDT - Deluxe Plywood End Panel Option
 All prices in U.S. Dollars. All prices, models and specifications subject to change without notice.

Cabinet configuration will vary by product line.
 Please refer to Product Specification Book for details.

Notes



Everyone loves an island and Merillat Classic® provides several options to create one that's just right for the space you're designing.

Portrait/Fusion Maple	Portrait w/5 Piece Drawer Front Option Maple	Seneca Ridge Maple Square	Seneca Ridge Maple Arch	Sutton Cliffs Oak Square	Sutton Cliffs Oak Arch	Portrait/Fusion Cherry	Portrait w/5 Piece Drawer Front Option Cherry	Avenue Maple	Avenue w/5 Piece Drawer Front Option Maple	Sutton Cliffs Hickory Square	Sutton Cliffs Hickory Arch	Seneca Ridge Cherry Square	Seneca Ridge Cherry Arch	PREVIOUS PRODUCT CODE	+ Add for Deluxe – SDT	+ Add for Deluxe w/Plywood Ends – PDT
-	-	944	994	810	861	-	-	-	-	983	1042	1178	1259	N/A	-	-
-	-	1202	1268	1028	1095	-	-	-	-	1253	1330	1508	1613	WMGD 3042 MI	-	-
-	-	1262	1331	1079	1150	-	-	-	-	1316	1397	1583	1694	N/A	-	-
-	-	1258	1328	1076	1146	-	-	-	-	1312	1393	1580	1690	WMGD 3342 MI	-	-
-	-	1324	1397	1131	1205	-	-	-	-	1380	1466	1663	1779	WMGD 3642 MI	-	-
-	-	998	1051	856	910	-	-	-	-	1038	1101	1246	1332	N/A	-	-
-	-	1268	1338	1084	1154	-	-	-	-	1321	1403	1592	1703	WMGD 301542 MI	-	-
-	-	1331	1405	1138	1212	-	-	-	-	1387	1473	1672	1788	N/A	-	-
-	-	1330	1404	1137	1211	-	-	-	-	1387	1473	1671	1788	WMGD 331542 MI	-	-
-	-	1398	1475	1194	1272	-	-	-	-	1457	1548	1757	1881	WMGD 361542 MI	-	-
-	-	834	878	715	761	-	-	-	-	868	921	1042	1112	N/A	-	-
-	-	1060	1118	906	965	-	-	-	-	1104	1173	1330	1422	WMGD 3036 MI	-	-
-	-	1113	1174	951	1013	-	-	-	-	1159	1232	1397	1493	N/A	-	-
-	-	1111	1172	950	1012	-	-	-	-	1158	1230	1395	1492	WMGD 3336 MI	-	-
-	-	1171	1235	1000	1066	-	-	-	-	1220	1296	1471	1574	WMGD 3636 MI	-	-
-	-	882	930	757	805	-	-	-	-	919	974	1103	1179	N/A	-	-
-	-	1119	1181	957	1019	-	-	-	-	1167	1239	1406	1504	WMGD 301536 MI	-	-
-	-	1175	1240	1005	1070	-	-	-	-	1225	1301	1476	1579	N/A	-	-
-	-	1175	1240	1004	1070	-	-	-	-	1225	1301	1477	1580	WMGD 331536 MI	-	-
-	-	1234	1302	1053	1123	-	-	-	-	1286	1366	1551	1660	WMGD 361536 MI	-	-
-	-	723	762	621	660	-	-	-	-	754	799	904	966	N/A	-	-
-	-	921	971	787	838	-	-	-	-	960	1019	1155	1236	WMGD 3030 MI	-	-
-	-	967	1020	826	880	-	-	-	-	1008	1070	1213	1298	N/A	-	-
-	-	964	1017	824	878	-	-	-	-	1005	1067	1211	1295	WMGD 3330 MI	-	-
-	-	1014	1070	866	923	-	-	-	-	1057	1123	1274	1363	WMGD 3630 MI	-	-
-	-	765	807	656	698	-	-	-	-	798	846	958	1024	N/A	-	-
-	-	971	1025	830	884	-	-	-	-	1012	1075	1220	1305	WMGD 301530 MI	-	-
-	-	1020	1076	872	928	-	-	-	-	1063	1129	1281	1370	N/A	-	-
-	-	1020	1077	871	929	-	-	-	-	1064	1130	1282	1372	WMGD 331530 MI	-	-
-	-	1071	1130	914	974	-	-	-	-	1116	1186	1346	1441	WMGD 361530 MI	-	-
-	-	647	681	554	590	-	-	-	-	673	714	809	864	N/A	-	-
-	-	824	869	704	750	-	-	-	-	859	912	1035	1108	WMGD 3024 MI	-	-
-	-	865	912	739	788	-	-	-	-	902	958	1087	1163	N/A	-	-
-	-	910	961	777	828	-	-	-	-	949	1009	1145	1226	WMGD 3624 MI	-	-
-	-	686	722	587	625	-	-	-	-	714	758	859	918	N/A	-	-
-	-	871	919	743	792	-	-	-	-	908	964	1094	1171	WMGD 301524 MI	-	-
-	-	915	965	780	832	-	-	-	-	953	1012	1149	1230	N/A	-	-
-	-	960	1013	818	873	-	-	-	-	1001	1063	1208	1293	WMGD 361524 MI	-	-
-	-	688	727	588	627	-	-	-	-	718	759	865	926	WMGD 3018 MI	-	-
-	-	722	763	617	658	-	-	-	-	754	797	908	972	N/A	-	-
-	-	758	801	647	690	-	-	-	-	791	836	954	1021	WMGD 3618 MI	-	-
-	-	736	777	628	669	-	-	-	-	767	811	925	990	WMGD 301518 MI	-	-
-	-	773	816	659	702	-	-	-	-	805	852	971	1040	N/A	-	-
-	-	800	845	682	728	-	-	-	-	834	884	1007	1078	WMGD 361518 MI	-	-

★ NOT available with upgrade PDT - Deluxe Plywood End Panel Option
 All prices in U.S. Dollars. All prices, models and specifications subject to change without notice.

Cabinet configuration will vary by product line.
 Please refer to Product Specification Book for details.

Notes



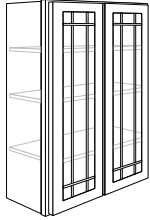
Merillat cabinetry is known for functional storage options. People tell us that our Base Pull-Out 9, especially when utilized for cooking oils and spices, is a real crowd pleaser.



DESCRIPTION	PRODUCT CODE	Spring Valley Oak Square	Spring Valley Oak Arch	Spring Valley Maple Square	Spring Valley Maple Arch	Spring Valley Hickory Square	Spring Valley Hickory Arch	Spring Valley Cherry Square	Spring Valley Cherry Arch	Seneca Ridge Oak Square	Seneca Ridge Oak Arch	Arbor Falls II	Portrait Oak	Whitebay II Square	Whitebay II Arch
-------------	--------------	--------------------------	------------------------	----------------------------	--------------------------	------------------------------	----------------------------	-----------------------------	---------------------------	-------------------------	-----------------------	----------------	--------------	--------------------	------------------

Double Prairie Glass Door

Spec Book page 25



Avenue, Avenue with 5 Piece Drawer Front Option (Destination), Portrait and Portrait with 5 Piece Drawer Front Option (Silhouette), Tolani only

42" High	W2442BPR	-	-	-	-	-	-	-	-	-	-	-	639	-	-
	W3042PR	-	-	-	-	-	-	-	-	-	-	-	844	-	-
	W3042BPR	-	-	-	-	-	-	-	-	-	-	-	886	-	-
	W3342PR	-	-	-	-	-	-	-	-	-	-	-	889	-	-
	W3642PR	-	-	-	-	-	-	-	-	-	-	-	937	-	-
15" Deep	W2442B15PR	-	-	-	-	-	-	-	-	-	-	-	679	-	-
	W304215PR	-	-	-	-	-	-	-	-	-	-	-	895	-	-
	W3042B15PR	-	-	-	-	-	-	-	-	-	-	-	940	-	-
	W334215PR	-	-	-	-	-	-	-	-	-	-	-	943	-	-
	W364215PR	-	-	-	-	-	-	-	-	-	-	-	993	-	-
36" High	W2436BPR	-	-	-	-	-	-	-	-	-	-	-	566	-	-
	W3036PR	-	-	-	-	-	-	-	-	-	-	-	747	-	-
	W3036BPR	-	-	-	-	-	-	-	-	-	-	-	784	-	-
	W3336PR	-	-	-	-	-	-	-	-	-	-	-	787	-	-
	W3636PR	-	-	-	-	-	-	-	-	-	-	-	829	-	-
15" Deep	W2436B15PR	-	-	-	-	-	-	-	-	-	-	-	601	-	-
	W303615PR	-	-	-	-	-	-	-	-	-	-	-	792	-	-
	W3036B15PR	-	-	-	-	-	-	-	-	-	-	-	832	-	-
	W333615PR	-	-	-	-	-	-	-	-	-	-	-	834	-	-
	W363615PR	-	-	-	-	-	-	-	-	-	-	-	879	-	-
30" High	W2430BPR	-	-	-	-	-	-	-	-	-	-	-	492	-	-
	W3030PR	-	-	-	-	-	-	-	-	-	-	-	649	-	-
	W3030BPR	-	-	-	-	-	-	-	-	-	-	-	681	-	-
	W3330PR	-	-	-	-	-	-	-	-	-	-	-	684	-	-
	W3630PR	-	-	-	-	-	-	-	-	-	-	-	721	-	-
15" Deep	W2430B15PR	-	-	-	-	-	-	-	-	-	-	-	523	-	-
	W303015PR	-	-	-	-	-	-	-	-	-	-	-	688	-	-
	W3030B15PR	-	-	-	-	-	-	-	-	-	-	-	722	-	-
	W333015PR	-	-	-	-	-	-	-	-	-	-	-	725	-	-
	W363015PR	-	-	-	-	-	-	-	-	-	-	-	764	-	-
24" High	W2424BPR	-	-	-	-	-	-	-	-	-	-	-	443	-	-
	W3024PR	-	-	-	-	-	-	-	-	-	-	-	584	-	-
	W3024BPR	-	-	-	-	-	-	-	-	-	-	-	613	-	-
	W3624PR	-	-	-	-	-	-	-	-	-	-	-	649	-	-
15" Deep	W2430B15PR	-	-	-	-	-	-	-	-	-	-	-	523	-	-
	W302415PR	-	-	-	-	-	-	-	-	-	-	-	619	-	-
	W3024B15PR	-	-	-	-	-	-	-	-	-	-	-	650	-	-
	W362415PR	-	-	-	-	-	-	-	-	-	-	-	688	-	-
18" High	W3018PR	-	-	-	-	-	-	-	-	-	-	-	487	-	-
	W3018BPR	-	-	-	-	-	-	-	-	-	-	-	511	-	-
	W3618PR	-	-	-	-	-	-	-	-	-	-	-	541	-	-
15" Deep	W301815PR	-	-	-	-	-	-	-	-	-	-	-	516	-	-
	W3018B15PR	-	-	-	-	-	-	-	-	-	-	-	542	-	-
	W361815PR	-	-	-	-	-	-	-	-	-	-	-	573	-	-

Cabinet configuration will vary by product line. Please refer to Product Specification Book for details.

★ NOT available with upgrade PDT - Deluxe Plywood End Panel Option
All prices in U.S. Dollars. All prices, models and specifications subject to change without notice.

Portrait/Fusion Maple	Portrait w/5 Piece Drawer Front Opiton Maple	Seneca Ridge Maple Square	Seneca Ridge Maple Arch	Sutton Cliffs Oak Square	Sutton Cliffs Oak Arch	Portrait/Fusion Cherry	Portrait w/5 Piece Drawer Front Opiton Cherry	Avenue Maple	Avenue w/5 Piece Drawer Front Opiton Maple	Sutton Cliffs Hickory Square	Sutton Cliffs Hickory Arch	Seneca Ridge Cherry Square	Seneca Ridge Cherry Arch	PREVIOUS PRODUCT CODE	+ Add for Deluxe - SDT	+ Add for Deluxe w/Plywood Ends - PDT
761	761	-	-	-	-	968	968	761	761	-	-	-	-	N/A	-	-
1004	1004	-	-	-	-	1277	1277	1004	1004	-	-	-	-	WMGD 3042	-	-
1054	1054	-	-	-	-	1341	1341	1054	1054	-	-	-	-	N/A	-	-
1057	1057	-	-	-	-	1345	1345	1057	1057	-	-	-	-	WMGD 3342	-	-
1113	1113	-	-	-	-	1416	1416	1113	1113	-	-	-	-	WMGD 3642	-	-
807	807	-	-	-	-	1027	1027	807	807	-	-	-	-	N/A	-	-
1064	1064	-	-	-	-	1353	1353	1064	1064	-	-	-	-	WMGD 301542	-	-
1117	1117	-	-	-	-	1421	1421	1117	1117	-	-	-	-	N/A	-	-
1121	1121	-	-	-	-	1426	1426	1121	1121	-	-	-	-	WMGD 331542	-	-
1181	1181	-	-	-	-	1502	1502	1181	1181	-	-	-	-	WMGD 361542	-	-
673	673	-	-	-	-	856	856	673	673	-	-	-	-	N/A	-	-
888	888	-	-	-	-	1129	1129	888	888	-	-	-	-	WMGD 3036	-	-
932	932	-	-	-	-	1185	1185	932	932	-	-	-	-	N/A	-	-
935	935	-	-	-	-	1190	1190	935	935	-	-	-	-	WMGD 3336	-	-
985	985	-	-	-	-	1253	1253	985	985	-	-	-	-	WMGD 3636	-	-
714	714	-	-	-	-	908	908	714	714	-	-	-	-	N/A	-	-
941	941	-	-	-	-	1197	1197	941	941	-	-	-	-	WMGD 301536	-	-
988	988	-	-	-	-	1257	1257	988	988	-	-	-	-	N/A	-	-
991	991	-	-	-	-	1261	1261	991	991	-	-	-	-	WMGD 331536	-	-
1045	1045	-	-	-	-	1328	1328	1045	1045	-	-	-	-	WMGD 361536	-	-
585	585	-	-	-	-	744	744	585	585	-	-	-	-	N/A	-	-
772	772	-	-	-	-	982	982	772	772	-	-	-	-	WMGD 3030	-	-
811	811	-	-	-	-	1031	1031	811	811	-	-	-	-	N/A	-	-
813	813	-	-	-	-	1034	1034	813	813	-	-	-	-	WMGD 3330	-	-
857	857	-	-	-	-	1090	1090	857	857	-	-	-	-	WMGD 3630	-	-
622	622	-	-	-	-	790	790	622	622	-	-	-	-	N/A	-	-
818	818	-	-	-	-	1041	1041	818	818	-	-	-	-	WMGD 301530	-	-
859	859	-	-	-	-	1093	1093	859	859	-	-	-	-	N/A	-	-
862	862	-	-	-	-	1097	1097	862	862	-	-	-	-	WMGD 331530	-	-
908	908	-	-	-	-	1155	1155	908	908	-	-	-	-	WMGD 361530	-	-
527	527	-	-	-	-	670	670	527	527	-	-	-	-	N/A	-	-
695	695	-	-	-	-	884	884	695	695	-	-	-	-	WMGD 3024	-	-
730	730	-	-	-	-	928	928	730	730	-	-	-	-	N/A	-	-
772	772	-	-	-	-	982	982	772	772	-	-	-	-	WMGD 3624	-	-
622	622	-	-	-	-	790	790	622	622	-	-	-	-	N/A	-	-
736	736	-	-	-	-	937	937	736	736	-	-	-	-	WMGD 301524	-	-
773	773	-	-	-	-	984	984	773	773	-	-	-	-	N/A	-	-
817	817	-	-	-	-	1040	1040	817	817	-	-	-	-	WMGD 361524	-	-
579	579	-	-	-	-	737	737	579	579	-	-	-	-	WMGD 3018	-	-
608	608	-	-	-	-	774	774	608	608	-	-	-	-	N/A	-	-
643	643	-	-	-	-	817	817	643	643	-	-	-	-	WMGD 3618	-	-
614	614	-	-	-	-	781	781	614	614	-	-	-	-	WMGD 301518	-	-
645	645	-	-	-	-	820	820	645	645	-	-	-	-	N/A	-	-
681	681	-	-	-	-	866	866	681	681	-	-	-	-	WMGD 361518	-	-

★ NOT available with upgrade PDT - Deluxe Plywood End Panel Option
 All prices in U.S. Dollars. All prices, models and specifications subject to change without notice.

Cabinet configuration will vary by product line.
 Please refer to Product Specification Book for details.

Notes



While monochromatic color schemes have been popular in recent years, older clients may need more contrast between countertops and cabinets in order to maximize visual acuity.

Portrait/Fusion Maple	Portrait w/5 Piece Drawer Front Opiton Maple	Seneca Ridge Maple Square	Seneca Ridge Maple Arch	Sutton Cliffs Oak Square	Sutton Cliffs Oak Arch	Portrait/Fusion Cherry	Portrait w/5 Piece Drawer Front Opiton Cherry	Avenue Maple	Avenue w/5 Piece Drawer Front Opiton Maple	Sutton Cliffs Hickory Square	Sutton Cliffs Hickory Arch	Seneca Ridge Cherry Square	Seneca Ridge Cherry Arch	PREVIOUS PRODUCT CODE	+ Add for Deluxe - SDT	+ Add for Deluxe w/Plywood Ends - PDT
761	761	-	-	-	-	968	968	761	761	-	-	-	-	N/A	-	-
1004	1004	-	-	-	-	1277	1277	1004	1004	-	-	-	-	WMGD 3042	-	-
1054	1054	-	-	-	-	1341	1341	1054	1054	-	-	-	-	N/A	-	-
1057	1057	-	-	-	-	1345	1345	1057	1057	-	-	-	-	WMGD 3342	-	-
1113	1113	-	-	-	-	1416	1416	1113	1113	-	-	-	-	WMGD 3642	-	-
807	807	-	-	-	-	1027	1027	807	807	-	-	-	-	N/A	-	-
1064	1064	-	-	-	-	1353	1353	1064	1064	-	-	-	-	WMGD 301542	-	-
1117	1117	-	-	-	-	1421	1421	1117	1117	-	-	-	-	N/A	-	-
1121	1121	-	-	-	-	1426	1426	1121	1121	-	-	-	-	WMGD 331542	-	-
1181	1181	-	-	-	-	1502	1502	1181	1181	-	-	-	-	WMGD 361542	-	-
673	673	-	-	-	-	856	856	673	673	-	-	-	-	N/A	-	-
888	888	-	-	-	-	1129	1129	888	888	-	-	-	-	WMGD 3036	-	-
932	932	-	-	-	-	1185	1185	932	932	-	-	-	-	N/A	-	-
935	935	-	-	-	-	1190	1190	935	935	-	-	-	-	WMGD 3336	-	-
985	985	-	-	-	-	1253	1253	985	985	-	-	-	-	WMGD 3636	-	-
714	714	-	-	-	-	908	908	714	714	-	-	-	-	N/A	-	-
941	941	-	-	-	-	1197	1197	941	941	-	-	-	-	WMGD 301536	-	-
988	988	-	-	-	-	1257	1257	988	988	-	-	-	-	N/A	-	-
991	991	-	-	-	-	1261	1261	991	991	-	-	-	-	WMGD 331536	-	-
1045	1045	-	-	-	-	1328	1328	1045	1045	-	-	-	-	WMGD 361536	-	-
585	585	-	-	-	-	744	744	585	585	-	-	-	-	N/A	-	-
772	772	-	-	-	-	982	982	772	772	-	-	-	-	WMGD 3030	-	-
811	811	-	-	-	-	1031	1031	811	811	-	-	-	-	N/A	-	-
813	813	-	-	-	-	1034	1034	813	813	-	-	-	-	WMGD 3330	-	-
857	857	-	-	-	-	1090	1090	857	857	-	-	-	-	WMGD 3630	-	-
622	622	-	-	-	-	790	790	622	622	-	-	-	-	N/A	-	-
818	818	-	-	-	-	1041	1041	818	818	-	-	-	-	WMGD 301530	-	-
859	859	-	-	-	-	1093	1093	859	859	-	-	-	-	N/A	-	-
862	862	-	-	-	-	1097	1097	862	862	-	-	-	-	WMGD 331530	-	-
908	908	-	-	-	-	1155	1155	908	908	-	-	-	-	WMGD 361530	-	-
527	527	-	-	-	-	670	670	527	527	-	-	-	-	N/A	-	-
695	695	-	-	-	-	884	884	695	695	-	-	-	-	WMGD 3024	-	-
730	730	-	-	-	-	928	928	730	730	-	-	-	-	N/A	-	-
772	772	-	-	-	-	982	982	772	772	-	-	-	-	WMGD 3624	-	-
622	622	-	-	-	-	790	790	622	622	-	-	-	-	N/A	-	-
736	736	-	-	-	-	937	937	736	736	-	-	-	-	WMGD 301524	-	-
773	773	-	-	-	-	984	984	773	773	-	-	-	-	N/A	-	-
817	817	-	-	-	-	1040	1040	817	817	-	-	-	-	WMGD 361524	-	-
579	579	-	-	-	-	737	737	579	579	-	-	-	-	WMGD 3018	-	-
608	608	-	-	-	-	774	774	608	608	-	-	-	-	N/A	-	-
643	643	-	-	-	-	817	817	643	643	-	-	-	-	WMGD 3618	-	-
614	614	-	-	-	-	781	781	614	614	-	-	-	-	WMGD 301518	-	-
645	645	-	-	-	-	820	820	645	645	-	-	-	-	N/A	-	-
681	681	-	-	-	-	866	866	681	681	-	-	-	-	WMGD 361518	-	-

★ NOT available with upgrade PDT - Deluxe Plywood End Panel Option
 All prices in U.S. Dollars. All prices, models and specifications subject to change without notice.

Cabinet configuration will vary by product line.
 Please refer to Product Specification Book for details.

Notes



Coffee drinking is more than a habit, it's become a national obsession. Keeping all the coffee supplies in one place, and perhaps in close proximity to the sink, is something today's homeowners might appreciate.

DESCRIPTION

PRODUCT CODE

Spring Valley Oak Square

Spring Valley Oak Arch

Spring Valley Maple Square

Spring Valley Maple Arch

Spring Valley Hickory Square

Spring Valley Hickory Arch

Spring Valley Cherry Square

Spring Valley Cherry Arch

Seneca Ridge Oak Square

Seneca Ridge Oak Arch

Arbor Falls II

Portrait Oak

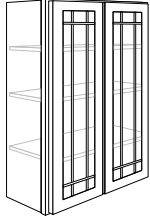
Whitebay II Square

Whitebay II Arch

Double Prairie Glass Door with Matching Interior

Spec Book page 25

Matching Interior Cabinets Only available in SDT for Arbor Falls II and Whitebay II door styles, Chiffon, Chiffon Glaze and Chiffon Accent Glaze finishes. PDT for all others.



Avenue, Avenue with 5 Piece Drawer Front Option (Destination), Portrait and Portrait with 5 Piece Drawer Front Option (Silhouette), Tolani only

42" High

W2442BPRMI

W3042PRMI

W3042BPRMI

W3342PRMI

W3642PRMI

15" Deep

W2442B15PRMI

W304215PRMI

W3042B15PRMI

W334215PRMI

W364215PRMI

36" High

W2436BPRMI

W3036PRMI

W3036BPRMI

W3336PRMI

W3636PRMI

15" Deep

W2436B15PRMI

W303615PRMI

W3036B15PRMI

W333615PRMI

W363615PRMI

30" High

W2430BPRMI

W3030PRMI

W3030BPRMI

W3330PRMI

W3630PRMI

15" Deep

W2430B15PRMI

W303015PRMI

W3030B15PRMI

W333015PRMI

W363015PRMI

24" High

W2424BPRMI

W3024PRMI

W3024BPRMI

W3624PRMI

15" Deep

W2424B15PRMI

W302415PRMI

W3024B15PRMI

W362415PRMI

18" High

W3018PRMI

W3018BPRMI

W3618PRMI

15" Deep

W301815PRMI

W3018B15PRMI

W361815PRMI

Cabinet configuration will vary by product line.
Please refer to Product Specification Book for details.

★ NOT available with upgrade PDT - Deluxe Plywood End Panel Option
All prices in U.S. Dollars. All prices, models and specifications subject to change without notice.

Notes



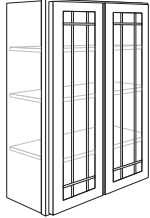
More homeowners are choosing tall, slide-out cabinet storage instead of traditional pantries. Positioning slide-out storage near the entry to the garage helps make unloading groceries more convenient.



DESCRIPTION	PRODUCT CODE	Fusion Maple	Fusion Cherry	Lariat / LaBelle Maple	Lariat / LaBelle Cherry	PREVIOUS PRODUCT CODE	+ Add for Deluxe - SDT	+ Add for Deluxe w/ Plywood Ends - PDT
-------------	--------------	--------------	---------------	------------------------	-------------------------	-----------------------	------------------------	--

Double Glass Door

Spec Book page 26



Avenue, Avenue with 5 Piece Drawer Front Option (Destination), Portrait and Portrait with 5 Piece Drawer Front Option (Silhouette), Tolani only

42" High								
W2442BGD	713	907	852	966	N/A	-	77	
W3042GD	940	1196	1123	1274	WGD 3042	-	77	
W3042BGD	987	1256	1179	1338	N/A	-	77	
W3342GD	991	1260	1184	1343	WGD 3342	-	77	
W3642GD	1044	1328	1247	1415	WGD 3642	-	77	
15" Deep								
W2442B15GD	757	963	904	1026	N/A	-	77	
W304215GD	997	1268	1191	1351	WGD 301542	-	77	
W3042B15GD	1047	1331	1251	1419	N/A	-	77	
W334215GD	1050	1336	1255	1424	WGD 331542	-	77	
W364215GD	1107	1407	1322	1500	WGD 361542	-	77	
36" High								
W2436BGD	631	802	754	855	N/A	-	67	
W3036GD	832	1058	994	1127	WGD 3036	-	67	
W3036BGD	874	1111	1044	1183	N/A	-	67	
W3336GD	877	1115	1047	1188	WGD 3336	-	67	
W3636GD	923	1175	1103	1252	WGD 3636	-	67	
15" Deep								
W2436B15GD	670	852	800	907	N/A	-	67	
W303615GD	882	1122	1054	1195	WGD 301536	-	67	
W3036B15GD	926	1178	1107	1255	N/A	-	67	
W333615GD	929	1182	1110	1259	WGD 331536	-	67	
W363615GD	979	1245	1170	1327	WGD 361536	-	67	
30" High								
W2430BGD	548	697	655	743	N/A	-	57	
W3030GD	723	919	864	980	WGD 3030	-	57	
W3030BGD	759	965	907	1029	N/A	-	57	
W3330GD	762	969	911	1033	WGD 3330	-	57	
W3630GD	803	1021	960	1088	WGD 3630	-	57	
15" Deep								
W2430B15GD	582	740	695	789	N/A	-	57	
W303015GD	767	975	916	1039	WGD 301530	-	57	
W3030B15GD	805	1024	962	1091	N/A	-	57	
W333015GD	808	1028	965	1095	WGD 331530	-	57	
W363015GD	851	1083	1017	1154	WGD 361530	-	57	
24" High								
W2424BGD	494	628	590	669	N/A	-	47	
W3024GD	650	827	776	881	WGD 3024	-	47	
W3024BGD	683	868	815	925	N/A	-	47	
W3624GD	723	919	864	980	WGD 3624	-	47	
15" Deep								
W2424B15GD	524	667	626	710	N/A	-	47	
W302415GD	690	878	825	935	WGD 301524	-	47	
W3024B15GD	725	922	866	982	N/A	-	47	
W362415GD	766	974	915	1038	WGD 361524	-	47	
18" High								
W3018GD	542	690	648	735	WGD 3018	-	39	
W3018BGD	569	725	680	772	N/A	-	39	
W3618GD	602	766	720	816	WGD 3618	-	39	
15" Deep								
W301815GD	575	732	687	780	WGD 301518	-	39	
W3018B15GD	604	769	721	819	N/A	-	39	
W361815GD	638	812	763	865	WGD 361518	-	39	
Specify L or R hinging								

Portrait/Fusion Maple	Portrait w/5 Piece Drawer Front Option Maple	Seneca Ridge Maple Square	Seneca Ridge Maple Arch	Sutton Cliffs Oak Square	Sutton Cliffs Oak Arch	Portrait/Fusion Cherry	Portrait w/5 Piece Drawer Front Option Cherry	Avenue Maple	Avenue w/5 Piece Drawer Front Option Maple	Sutton Cliffs Hickory Square	Sutton Cliffs Hickory Arch	Seneca Ridge Cherry Square	Seneca Ridge Cherry Arch	PREVIOUS PRODUCT CODE	+ Add for Deluxe – SDT	+ Add for Deluxe w/Plywood Ends – PDT
580	580	608	653	629	665	632	632	637	637	656	713	674	714	W 362427	-	106
610	610	639	686	661	699	664	664	670	670	690	749	709	751	W 392427	-	106
513	513	538	578	557	589	559	559	564	564	581	630	597	632	W 362424	-	97
539	539	565	607	585	618	587	587	592	592	610	662	627	664	W 392424	-	97
566	566	594	638	614	650	617	617	622	622	641	696	658	698	W 422424	-	97
390	390	408	439	423	447	424	424	428	428	441	479	453	480	W 302418	-	77
410	410	428	461	444	469	445	445	449	449	463	503	476	504	N/A	-	77
406	406	426	458	441	466	442	442	447	447	460	499	472	501	W 332418	-	77
427	427	448	481	464	490	465	465	470	470	484	525	497	526	W 362418	-	77
449	449	471	506	487	515	489	489	494	494	508	552	522	553	W 324918	-	77
472	472	495	531	512	541	514	514	519	519	534	580	549	581	W 424218	-	77
361	361	379	407	392	415	393	393	397	397	409	444	420	445	W 302415	-	68
379	379	398	427	412	436	413	413	417	417	429	466	441	467	N/A	-	68
381	381	399	428	413	436	414	414	418	418	431	467	442	469	W 332415	-	68
400	400	420	451	434	459	436	436	440	440	453	492	466	493	W 362415	-	68
419	419	439	472	455	481	457	457	461	461	474	515	487	516	W 392415	-	68
337	337	353	379	365	386	367	367	370	370	381	414	392	415	W 302412	-	49
354	354	371	398	383	405	385	385	389	389	400	435	412	436	N/A	-	49
372	372	390	419	403	427	405	405	409	409	421	457	432	458	W 332412	-	49
389	389	408	438	422	447	424	424	428	428	441	478	453	480	W 362412	-	49
404	404	424	455	438	464	440	440	444	444	457	496	470	498	W 392412	-	49
427	427	447	480	463	489	464	464	469	469	483	524	496	525	W 422412	-	49
518	518	543	583	562	594	564	564	569	569	586	636	602	638	WDF 1830	-	57
564	564	592	636	612	647	615	615	620	620	639	693	656	695	WDF 2130	-	57
612	612	641	689	663	702	666	666	672	672	692	751	711	753	WDF 2430	-	57
468	468	490	527	507	536	509	509	514	514	529	574	544	576	WDF 1824	-	47
508	508	532	572	551	583	553	553	558	558	575	624	591	626	WDF 2124	-	47
550	550	577	620	597	631	599	599	605	605	623	676	640	678	WDF 2424	-	47
459	459	481	517	498	526	499	499	504	504	519	563	533	565	WDF 2418	-	39

★ NOT available with upgrade PDT - Deluxe Plywood End Panel Option
 All prices in U.S. Dollars. All prices, models and specifications subject to change without notice.

Cabinet configuration will vary by product line.
 Please refer to Product Specification Book for details.

Notes



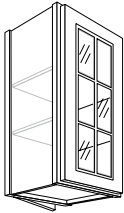
Multiple countertop and table heights in the same area offer the most options for universal design, whether it's multiple cooks in the kitchen, multiple generations living together, or one generation aging in place.



DESCRIPTION	PRODUCT CODE	Spring Valley Oak Square	Spring Valley Oak Arch	Spring Valley Maple Square	Spring Valley Maple Arch	Spring Valley Hickory Square	Spring Valley Hickory Arch	Spring Valley Cherry Square	Spring Valley Cherry Arch	Seneca Ridge Oak Square	Seneca Ridge Oak Arch	Arbor Falls II	Portrait Oak	Whitebay II Square	Whitebay II Arch
-------------	--------------	--------------------------	------------------------	----------------------------	--------------------------	------------------------------	----------------------------	-----------------------------	---------------------------	-------------------------	-----------------------	----------------	--------------	--------------------	------------------

Peninsula Wall Single Mullion Glass Door

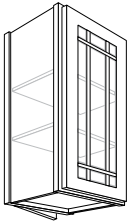
Spec Book page 28



30" High Cabinets	PW1830MG	774	829	916	969	957	1020	1165	1250	774	829	774	-	839	902
24" High Cabinets	PW1824MG	699	749	827	876	865	922	1052	1130	699	749	699	-	758	815

Peninsula Wall Single Prairie Glass Door

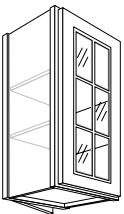
Spec Book page 28



30" High Cabinets	PW1830PR	-	-	-	-	-	-	-	-	-	-	-	770	-	-
24" High Cabinets	PW1824PR	-	-	-	-	-	-	-	-	-	-	-	696	-	-

Peninsula Wall Single Mullion Glass Door with Matching Interior

Spec Book page 28

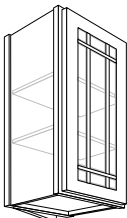


Matching Interior Cabinets Only available in SDT for Arbor Falls II and Whitebay II door styles, Chiffon, Chiffon Glaze and Chiffon Accent Glaze finishes. PDT for all others.

30" High Cabinets	PW1830MGMI	921	982	1079	1139	1125	1196	1357	1453	921	982	774	-	839	902
24" High Cabinets	PW1824MGMI	825	880	967	1021	1009	1072	1217	1303	825	880	699	-	758	815

Peninsula Wall Single Prairie Glass Door with Matching Interior

Spec Book page 28



Matching Interior Cabinets Only available in SDT for Arbor Falls II and Whitebay II door styles, Chiffon, Chiffon Glaze and Chiffon Accent Glaze finishes. PDT for all others.

30" High Cabinets	PW1830PRMI	-	-	-	-	-	-	-	-	-	-	-	917	-	-
24" High Cabinets	PW1824PRMI	-	-	-	-	-	-	-	-	-	-	-	821	-	-

Portrait/Fusion Maple	Portrait w/5 Piece Drawer Front Option Maple	Seneca Ridge Maple Square	Seneca Ridge Maple Arch	Sutton Cliffs Oak Square	Sutton Cliffs Oak Arch	Portrait/Fusion Cherry	Portrait w/5 Piece Drawer Front Option Cherry	Avenue Maple	Avenue w/5 Piece Drawer Front Option Maple	Sutton Cliffs Hickory Square	Sutton Cliffs Hickory Arch	Seneca Ridge Cherry Square	Seneca Ridge Cherry Arch	PREVIOUS PRODUCT CODE	+ Add for Deluxe – SDT	+ Add for Deluxe w/Plywood Ends – PDT
-	-	916	969	774	829	-	-	-	-	957	1020	1165	1250	WDFMGD 1830	-	57
-	-	827	876	699	749	-	-	-	-	865	922	1052	1130	WDFMGD 1824	-	47
916	916	-	-	-	-	1165	1165	916	916	-	-	-	-	WDFMGD 1830	-	57
827	827	-	-	-	-	1052	1052	827	827	-	-	-	-	WDFMGD 1824	-	47
-	-	1079	1139	921	982	-	-	-	-	1125	1196	1357	1453	WDFMGD 1830 MI	-	-
-	-	967	1021	825	880	-	-	-	-	1009	1072	1217	1303	WDFMGD 1824 MI	-	-
1079	1079	-	-	-	-	1357	1357	1079	1079	-	-	-	-	WDFMGD 1830 MI	-	-
967	967	-	-	-	-	1217	1217	967	967	1009	1072	1217	1303	WDFMGD 1824 MI	-	-

★ NOT available with upgrade PDT - Deluxe Plywood End Panel Option
 All prices in U.S. Dollars. All prices, models and specifications subject to change without notice.

Cabinet configuration will vary by product line.
 Please refer to Product Specification Book for details.



DESCRIPTION

PRODUCT CODE

Sutton Cliffs Maple Square

Sutton Cliffs Maple Arch

Avenue Cherry

Avenue w/ 5 Piece Drawer Front Option Cherry

Somerton Hill Maple Square

Somerton Hill Maple Arch

Sutton Cliffs Cherry Square

Sutton Cliffs Cherry Arch

Somerton Hill Cherry Square

Somerton Hill Cherry Arch

Tolani Maple Square

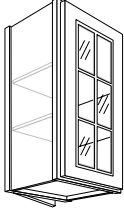
Tolani Cherry Square

✚ Add for Deluxe – SDT

✚ Add for Deluxe w/ Plywood Ends – PDT

Peninsula Wall Single Mullion Glass Door (continued)

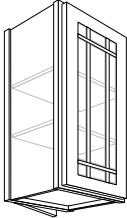
Spec Book page 28



30" High Cabinets	PW1830MG	916	969	-	-	918	973	1165	1250	1168	1253	-	-	-	57
24" High Cabinets	PW1824MG	827	876	-	-	830	879	1052	1130	1055	1133	-	-	-	47

Peninsula Wall Single Prairie Glass Door (continued)

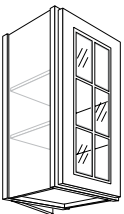
Spec Book page 28



30" High Cabinets	PW1830PR	-	-	1165	1165	-	-	-	-	-	-	998	1270	-	57
24" High Cabinets	PW1824PR	-	-	1052	1052	-	-	-	-	-	-	902	1147	-	47

Peninsula Wall Single Mullion Glass Door with Matching Interior (continued)

Spec Book page 28

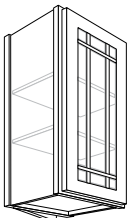


Matching Interior Cabinets Only available in SDT for Arbor Falls II and Whitebay II door styles, Chiffon, Chiffon Glaze and Chiffon Accent Glaze finishes. PD

30" High Cabinets	PW1830MGMI	1079	1139	-	-	1082	1143	1357	1453	1361	1456	-	-	-	-
24" High Cabinets	PW1824MGMI	967	1021	-	-	970	1024	1217	1303	1221	1307	-	-	-	-

Peninsula Wall Single Prairie Glass Door with Matching Interior (continued)

Spec Book page 28



Matching Interior Cabinets Only available in SDT for Arbor Falls II and Whitebay II door styles, Chiffon, Chiffon Glaze and Chiffon Accent Glaze finishes. PD

30" High Cabinets	PW1830PRMI	-	-	1357	1357	-	-	-	-	-	-	1171	1474	-	-
24" High Cabinets	PW1824PRMI	967	1021	1217	1217	970	1024	-	-	-	-	1050	1323	-	-

Notes



Visit Us at Merillat.com!

Merillat.com
MerillatRoundtable.com

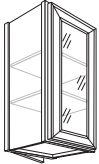




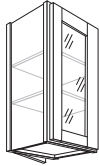
DESCRIPTION	PRODUCT CODE	Fusion Maple	Fusion Cherry	Lariat / LaBelle Maple	Lariat / LaBelle Cherry	PREVIOUS PRODUCT CODE	+ Add for Deluxe - SDT	+ Add for Deluxe w/Plywood Ends - PDT
-------------	--------------	--------------	---------------	------------------------	-------------------------	-----------------------	------------------------	---------------------------------------

Peninsula Wall Single Glass Door

Spec Book page 29



Lariat and LaBelle GD (30" high cabinet shown)



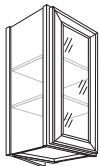
Fusion GD (30" high cabinet shown)

30" High Cabinets	PW1830GD	858	1092	1025	1163	WDFGD 1830	-	57
24" High Cabinets	PW1824GD	775	986	927	1051	WDFGD 1824	-	47

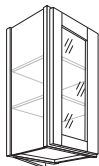
Peninsula Wall Single Glass Door with Matching Interior

Spec Book page 29

Matching Interior Cabinets Only available in SDT for Arbor Falls II and Whitebay II door styles, Chiffon, Chiffon Glaze and Chiffon Accent Glaze finishes. PDT for all others.



Lariat and LaBelle GD (30" high cabinet shown)



Fusion GD (30" high cabinet shown)

30" High Cabinets	PW1830GDMI	1016	1277	1203	1357	WDFGD 1830 MI	-	-
24" High Cabinets	PW1824GDMI	909	1144	1077	1216	WDFGD 1824 MI	-	-

Notes



The top-three kitchen extras for homeowners: a place for hiding small appliances, a place for bulk food and/or cleaning supplies and a place for waste/recycling.



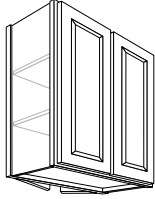
DESCRIPTION

PRODUCT CODE

Spring Valley Oak Square
 Spring Valley Oak Arch
 Spring Valley Maple Square
 Spring Valley Maple Arch
 Spring Valley Hickory Square
 Spring Valley Hickory Arch
 Spring Valley Cherry Square
 Spring Valley Cherry Arch
 Seneca Ridge Oak Square
 Seneca Ridge Oak Arch
 Arbor Falls II
 Portrait Oak
 Whitebay II Square
 Whitebay II Arch

Peninsula Wall Double Door

Spec Book page 30



30" High Cabinets

PW2430B	435	457	505	538	513	549	536	567	557	601	558	569	623	665
PW3030	493	517	572	609	581	621	606	643	630	681	632	644	705	753
PW3030B	518	543	601	639	610	652	636	675	662	715	664	676	740	791
PW3630	541	568	628	668	638	682	665	705	691	747	694	707	774	826

24" High Cabinets

PW2424B	392	412	455	484	462	494	482	510	501	541	502	511	561	599
PW3024	444	466	515	548	523	559	546	578	567	613	569	580	635	677
PW3024B	466	489	541	575	549	587	573	607	595	644	597	609	667	711
PW3624	488	512	567	603	575	615	600	636	624	674	626	638	698	745

18" High Cabinets

PW2418B	327	342	379	403	384	412	401	425	417	450	418	426	467	499
PW3018	371	389	430	458	437	467	456	483	474	512	475	484	530	566
PW3018B	390	408	452	481	459	490	479	507	498	538	499	508	557	594
PW3618	406	427	472	502	479	512	500	530	519	561	521	531	582	621

Portrait/Fusion Maple	Portrait w/5 Piece Drawer Front Option Maple	Seneca Ridge Maple Square	Seneca Ridge Maple Arch	Sutton Cliffs Oak Square	Sutton Cliffs Oak Arch	Portrait/Fusion Cherry	Portrait w/5 Piece Drawer Front Option Cherry	Avenue Maple	Avenue w/5 Piece Drawer Front Option Maple	Sutton Cliffs Hickory Square	Sutton Cliffs Hickory Arch	Seneca Ridge Cherry Square	Seneca Ridge Cherry Arch	PREVIOUS PRODUCT CODE	+ Add for Deluxe – SDT	+ Add for Deluxe w/Plywood Ends – PDT
643	643	673	723	696	737	699	699	706	706	727	789	747	791	N/A	-	57
727	727	762	819	789	834	792	792	799	799	823	893	846	896	WDF 3030	-	57
763	763	800	860	828	876	832	832	839	839	864	938	888	941	N/A	-	57
799	799	837	899	866	916	869	869	878	878	903	981	928	984	WDF 3630	-	57
578	578	606	651	627	663	629	629	635	635	654	710	672	712	N/A	-	47
655	655	686	737	710	751	713	713	719	719	741	804	761	806	WDF 3024	-	47
688	688	720	774	746	789	749	749	755	755	778	844	799	846	N/A	-	47
720	720	755	811	781	826	784	784	792	792	815	885	837	887	WDF 3624	-	47
482	482	505	543	523	552	524	524	529	529	545	591	560	593	N/A	-	39
547	547	573	616	593	627	596	596	601	601	619	672	636	674	WDF 3018	-	39
574	574	602	647	623	658	626	626	631	631	650	706	668	708	N/A	-	39
600	600	629	675	651	688	653	653	659	659	679	737	697	739	WDF 3618	-	39

★ NOT available with upgrade PDT - Deluxe Plywood End Panel Option
 All prices in U.S. Dollars. All prices, models and specifications subject to change without notice.

Cabinet configuration will vary by product line.
 Please refer to Product Specification Book for details.



DESCRIPTION

PRODUCT CODE

Sutton Cliffs Maple Square

Sutton Cliffs Maple Arch

Avenue Cherry

Avenue w/ 5 Piece Drawer Front Option Cherry

Somerton Hill Maple Square

Somerton Hill Maple Arch

Sutton Cliffs Cherry Square

Sutton Cliffs Cherry Arch

Lariat / LaBelle Maple

Somerton Hill Cherry Square

Somerton Hill Cherry Arch

Lariat / LaBelle Cherry

Tolani Maple Square

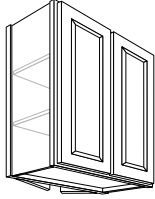
Tolani Cherry Square

✦ Add for Deluxe - SDT

✦ Add for Deluxe w/Plywood Ends - PDT

Peninsula Wall Double Door (continued)

Spec Book page 30



30" High Cabinets

PW2430B	770	832	770	770	807	867	862	925	865	901	959	954	700	762	-	57
PW3030	871	942	872	872	914	983	976	1048	980	1021	1086	1081	793	863	-	57
PW3030B	915	989	916	916	960	1032	1025	1100	1029	1072	1140	1135	833	906	-	57
PW3630	956	1034	957	957	1004	1079	1072	1151	1076	1120	1192	1187	870	948	-	57

24" High Cabinets

PW2424B	692	749	693	693	727	781	776	833	779	811	863	859	630	686	-	47
PW3024	784	848	785	785	823	884	879	943	882	919	978	973	714	777	-	47
PW3024B	823	890	824	824	864	928	923	990	926	965	1027	1022	750	816	-	47
PW3624	863	933	863	863	905	973	967	1038	971	1011	1076	1071	785	855	-	47

18" High Cabinets

PW2418B	576	624	578	578	606	651	647	694	649	676	719	716	525	572	-	39
PW3018	655	708	656	656	687	739	734	788	737	767	817	813	596	649	-	39
PW3018B	688	743	689	689	721	776	771	827	774	805	858	854	626	681	-	39
PW3618	719	777	719	719	754	810	805	864	808	842	896	892	654	712	-	39

Notes




Merillat cabinetry is known for functional storage options. People tell us that our Base Pull-Out 9, especially when utilized for cooking oils and spices, is a real crowd pleaser.



DESCRIPTION	PRODUCT CODE	Sutton Cliffs Maple Square	Sutton Cliffs Maple Arch	Avenue Cherry	Avenue w/ 5 Piece Drawer Front Option Cherry	Somerton Hill Maple Square	Somerton Hill Maple Arch	Sutton Cliffs Cherry Square	Sutton Cliffs Cherry Arch	Somerton Hill Cherry Square	Somerton Hill Cherry Arch	Tolani Maple Square	Tolani Cherry Square	+ Add for Deluxe – SDT	+ Add for Deluxe w/ Plywood Ends – PDT
-------------	--------------	----------------------------	--------------------------	---------------	--	----------------------------	--------------------------	-----------------------------	---------------------------	-----------------------------	---------------------------	---------------------	----------------------	------------------------	--

Peninsula Wall Double Mullion Glass Door (continued)


Spec Book page 30



30" High Cabinets	
PW3030MG	1467 1553 – – 1471 1558 1866 2003 1871 2008 – – – 57
PW3030BMG	1540 1631 – – 1545 1636 1959 2103 1965 2108 – – – 57
PW3630MG	1628 1723 – – 1632 1729 2070 2222 2076 2228 – – – 57
24" High Cabinets	
PW3024MG	1320 1398 – – 1324 1402 1679 1803 1684 1807 – – – 47
PW3024BMG	1386 1468 – – 1390 1472 1763 1893 1768 1897 – – – 47
PW3624MG	1467 1553 – – 1471 1558 1866 2003 1871 2008 – – – 47
18" High Cabinets	
PW3018MG	1100 1165 – – 1103 1169 1399 1502 1403 1506 – – – 39
PW3018BMG	1155 1223 – – 1158 1227 1469 1577 1473 1581 – – – 39
PW3618MG	1221 1293 – – 1224 1297 1553 1667 1557 1671 – – – 39

Peninsula Wall Double Prairie Glass Door (continued)

Spec Book page 31



30" High Cabinets	
PW3030PR	– – 1866 1866 – – – – – – 1599 2034 – 57
PW3030BPR	– – 1959 1959 – – – – – – 1679 2136 – 57
PW3630PR	– – 2070 2070 – – – – – – 1774 2257 – 57
24" High Cabinets	
PW3024PR	– – 1679 1679 – – – – – – 1439 1831 – 47
PW3024BPR	– – 1763 1763 – – – – – – 1511 1923 – 47
PW3624PR	– – 1866 1866 – – – – – – 1599 2034 – 47
18" High Cabinets	
PW3018PR	– – 1399 1399 – – – – – – 1199 1526 – 39
PW3018BPR	– – 1469 1469 – – – – – – 1259 1602 – 39
PW3618PR	– – 1553 1553 – – – – – – 1331 1693 – 39

Peninsula Wall Double Mullion Glass Door with Matching Interior (continued)

Spec Book page 30

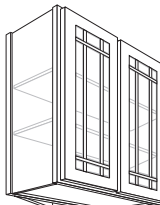


Matching Interior Cabinets Only available in SDT for Arbor Falls II and Whitebay II door styles, Chiffon, Chiffon Glaze and Chiffon Accent Glaze finishes. PDT for all others.

30" High Cabinets	
PW3030MGMI	1689 1785 – – 1693 1790 2133 2285 2138 2291 – – – –
PW3030BMGMI	1773 1874 – – 1778 1880 2240 2399 2245 2406 – – – –
PW3630MGMI	1846 1951 – – 1851 1957 2332 2500 2339 2506 – – – –
24" High Cabinets	
PW3024MGMI	1499 1584 – – 1502 1589 1893 2029 1898 2034 – – – –
PW3024BMGMI	1574 1663 – – 1577 1668 1988 2130 1993 2136 – – – –
PW3624MGMI	1663 1758 – – 1667 1764 2103 2254 2108 2259 – – – –
18" High Cabinets	
PW3018MGMI	1254 1325 – – 1257 1329 1584 1698 1588 1702 – – – –
PW3018BMGMI	1317 1391 – – 1320 1395 1663 1783 1667 1787 – – – –
PW3618MGMI	1385 1464 – – 1389 1469 1751 1877 1756 1882 – – – –

Peninsula Wall Double Prairie Glass Door with Matching Interior (continued)

Spec Book page 31



Matching Interior Cabinets Only available in SDT for Arbor Falls II and Whitebay II door styles, Chiffon, Chiffon Glaze and Chiffon Accent Glaze finishes. PDT for all others.

30" High Cabinets	
PW3030PRMI	– – 2133 2133 – – – – – – 1836 2320 – –
PW3030BPRMI	– – 2240 2240 – – – – – – 1928 2436 – –
PW3630PRMI	– – 2332 2332 – – – – – – 2007 2538 – –
24" High Cabinets	
PW3024PRMI	– – 1893 1893 – – – – – – 1629 2060 – –
PW3024BPRMI	– – 1988 1988 – – – – – – 1710 2163 – –
PW3624PRMI	– – 2103 2103 – – – – – – 1809 2288 – –
18" High Cabinets	
PW3018PRMI	– – 1584 1584 – – – – – – 1363 1723 – –
PW3018BPRMI	– – 1663 1663 – – – – – – 1431 1809 – –
PW3618PRMI	– – 1751 1751 – – – – – – 1506 1906 – –

Cabinet configuration will vary by product line. Please refer to Product Specification Book for details.

★ NOT available with upgrade PDT – Deluxe Plywood End Panel Option
All prices in U.S. Dollars. All prices, models and specifications subject to change without notice.

Notes



Need to add to your CEU credits? Visit our professional site at <http://www.merillat.com/professionals>.

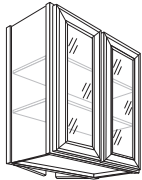


DESCRIPTION	PRODUCT CODE	Fusion Maple	Fusion Cherry	Lariat / LaBelle Maple	Lariat / LaBelle Cherry	PREVIOUS PRODUCT CODE	+ Add for Deluxe - SDT	+ Add for Deluxe w/ Plywood Ends - PDT
-------------	--------------	--------------	---------------	------------------------	-------------------------	-----------------------	------------------------	--

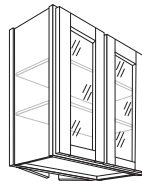
Peninsula Wall Double Glass Door

Spec Book page 31

30" High Cabinets								
	PW3030GD	1375	1749	1643	1863	WDFGD 3030	-	57
	PW3030BGD	1444	1836	1725	1956	N/A	-	57
	PW3630GD	1525	1940	1823	2068	WDFGD 3630	-	57
24" High Cabinets								
	PW3024GD	1237	1574	1478	1677	WDFGD 3024	-	47
	PW3024BGD	1299	1653	1552	1761	N/A	-	47
	PW3624GD	1375	1749	1643	1863	WDFGD 3624	-	47
18" High Cabinets								
	PW3018GD	1031	1312	1232	1398	WDFGD 3018	-	39
	PW3018BGD	1083	1378	1294	1468	N/A	-	39
	PW3618GD	1144	1455	1367	1551	WDFGD 3018	-	39



Lariat and LaBelle GD (30" high cabinet shown)



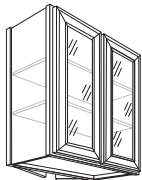
Fusion GD (30" high cabinet shown)

Peninsula Wall Double Glass Door with Matching Interior

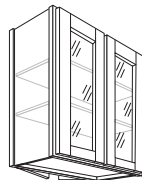
Spec Book page 31

Matching Interior Cabinets Only available in SDT for Arbor Falls II and Whitebay II door styles, Chiffon, Chiffon Glaze and Chiffon Accent Glaze finishes. PDT for all others.

30" High Cabinets								
	PW3030GDMI	1587	2003	1885	2130	WDFGD 3030 MI	-	-
	PW3030BGDMI	1666	2103	1979	2237	N/A	-	-
	PW3630GDMI	1734	2190	2060	2329	WDFGD 3630 MI	-	-
24" High Cabinets								
	PW3024GDMI	1407	1777	1672	1891	WDFGD 3024 MI	-	-
	PW3024BGDMI	1477	1866	1756	1986	N/A	-	-
	PW3624GDMI	1562	1974	1857	2100	WDFGD 3624 MI	-	-
18" High Cabinets								
	PW3018GDMI	1177	1487	1399	1582	WDFGD 3018 MI	-	-
	PW3018BGDMI	1236	1561	1469	1661	N/A	-	-
	PW3618GDMI	1301	1644	1546	1749	WDFGD 3618 M	-	-



Lariat and LaBelle GD (30" high cabinet shown)



Fusion GD (30" high cabinet shown)

Notes



A lot happens under the sink...remember to include Merillat CoreGuard™ Sink Base in your initial quotes!

Portrait/Fusion Maple	Portrait w/5 Piece Drawer Front Option Maple	Seneca Ridge Maple Square	Seneca Ridge Maple Arch	Sutton Cliffs Oak Square	Sutton Cliffs Oak Arch	Portrait/Fusion Cherry	Portrait w/5 Piece Drawer Front Option Cherry	Avenue Maple	Avenue w/5 Piece Drawer Front Option Maple	Sutton Cliffs Hickory Square	Sutton Cliffs Hickory Arch	Seneca Ridge Cherry Square	Seneca Ridge Cherry Arch	PREVIOUS PRODUCT CODE	+ Add for Deluxe - SDT	+ Add for Deluxe w/Plywood Ends - PDT
467	467	490	526	507	536	509	509	513	513	530	574	543	575	WBC 24/2742 B	-	77
496	496	520	559	538	569	540	540	546	546	562	610	577	611	WBC 27/3042 B	-	77
532	532	557	599	577	610	579	579	585	585	602	653	618	655	WBC 30/3342 B	-	77
616	616	646	694	668	707	671	671	677	677	697	757	716	759	WBC 36/3942 B	-	77
413	413	433	465	448	474	450	450	454	454	468	508	480	509	WBC 24/2736 B	-	67
439	439	460	494	476	504	478	478	483	483	497	539	511	541	WBC 27/3036 B	-	67
471	471	493	530	510	540	512	512	517	517	532	578	547	580	WBC 30/3336 B	-	67
545	545	571	614	591	625	593	593	599	599	617	669	634	671	WBC 36/3936 B	-	67
359	359	377	405	390	412	391	391	395	395	407	441	418	443	WBC 24/2730 B	-	57
382	382	400	430	414	438	416	416	420	420	432	469	444	470	WBC 27/3030 B	-	57
409	409	429	461	444	469	445	445	450	450	463	503	476	504	WBC 30/3330 B	-	57
440	440	461	495	477	504	479	479	483	483	497	540	511	541	WBC 33/3630 B	-	57
474	474	497	534	514	544	516	516	521	521	536	582	551	584	WBC 36/3930 B	-	57
344	344	360	387	373	394	374	374	378	378	389	422	400	423	WBC 27/3024 B	-	47
427	427	447	480	463	489	464	464	469	469	483	524	496	525	WBC 36/3924 B	-	47
566	566	595	639	614	648	618	618	624	624	642	695	657	699	WBC 42/4530 B	-	57
624	624	654	702	676	715	679	679	685	685	706	766	725	768	WBC 48/5130 B	-	57
611	611	640	688	663	701	665	665	671	671	691	750	710	752	PWBC 24/2730 B	-	57
662	662	694	745	718	758	721	721	727	727	749	813	770	815	WA 2442	-	77
720	720	755	811	781	826	784	784	791	791	815	884	837	887	WA 2742	-	77
586	586	614	659	635	671	638	638	644	644	663	719	681	721	WA 2436	-	67
637	637	668	717	691	731	693	693	700	700	721	782	740	784	WA 2736	-	67
509	509	534	573	552	583	554	554	560	560	576	625	592	627	WA 2430	-	57
554	554	580	624	601	635	603	603	609	609	627	680	644	682	WA 2730	-	57
815	815	854	917	884	935	887	887	895	895	922	1001	947	1004	PWA 2430	-	57

★ NOT available with upgrade PDT - Deluxe Plywood End Panel Option
 All prices in U.S. Dollars. All prices, models and specifications subject to change without notice.

Cabinet configuration will vary by product line.
 Please refer to Product Specification Book for details.

Notes

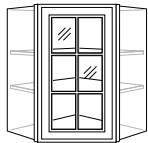


Did you know that storage solutions for pets is a driving indicator in home design? Use our Single Base Wastebasket Top Mount to store pet food and other necessities. Add a 12" deep bookcase nearby for food/water bowls near floor level. Place the shelf toward the top of the cabinet to keep jars of treats and toys.

DESCRIPTION	PRODUCT CODE	Spring Valley Oak Square	Spring Valley Oak Arch	Spring Valley Maple Square	Spring Valley Maple Arch	Spring Valley Hickory Square	Spring Valley Hickory Arch	Spring Valley Cherry Square	Spring Valley Cherry Arch	Seneca Ridge Oak Square	Seneca Ridge Oak Arch	Arbor Falls II	Portrait Oak	Whitebay II Square	Whitebay II Arch
-------------	--------------	--------------------------	------------------------	----------------------------	--------------------------	------------------------------	----------------------------	-----------------------------	---------------------------	-------------------------	-----------------------	----------------	--------------	--------------------	------------------

Wall Angle Single Mullion Glass Door

Spec Book page 34

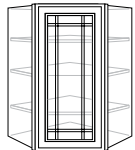


42" High Cabinets	WA2442MG	806	863	953	1009	996	1062	1212	1302	806	863	806	-	873	939
	WA2742MG	889	951	1051	1113	1098	1171	1337	1435	889	951	889	-	963	1036
36" High Cabinets	WA2436MG	713	763	843	893	881	939	1073	1151	713	763	713	-	772	831
	WA2736MG	787	842	931	986	973	1037	1184	1271	787	842	787	-	853	918
30" High Cabinets	WA2430MG	620	663	733	776	766	817	933	1001	620	663	620	-	672	723
	WA2730MG	684	732	809	856	845	901	1028	1104	684	732	684	-	741	797

Specify L or R hinging

Wall Angle Single Prairie Glass Door

Spec Book page 35

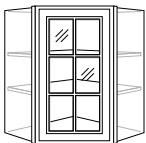


42" High Cabinets	WA2442PR	-	-	-	-	-	-	-	-	-	-	-	802	-	-
	WA2742PR	-	-	-	-	-	-	-	-	-	-	-	884	-	-
36" High Cabinets	WA2436PR	-	-	-	-	-	-	-	-	-	-	-	709	-	-
	WA2736PR	-	-	-	-	-	-	-	-	-	-	-	783	-	-
30" High Cabinets	WA2430PR	-	-	-	-	-	-	-	-	-	-	-	617	-	-
	WA2730PR	-	-	-	-	-	-	-	-	-	-	-	680	-	-

Specify L or R hinging

Wall Angle Single Mullion Glass Door with Matching Interior

Spec Book page 34



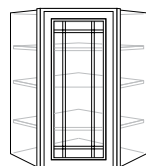
Matching Interior Cabinets Only available in SDT for Arbor Falls II and Whitebay II door styles, Chiffon, Chiffon Glaze and Chiffon Accent Glaze finishes. PDT for all others.

42" High Cabinets	WA2442MGMI	995	1060	1163	1227	1212	1287	1459	1560	995	1060	806	-	873	939
	WA2742MGMI	1091	1162	1276	1346	1330	1413	1602	1714	1091	1162	889	-	963	1036
36" High Cabinets	WA2436MGMI	881	938	1030	1086	1073	1139	1291	1381	881	938	713	-	772	831
	WA2736MGMI	964	1027	1128	1190	1176	1249	1417	1516	964	1027	787	-	853	918
30" High Cabinets	WA2430MGMI	764	814	893	942	931	990	1120	1199	764	814	620	-	672	723
	WA2730MGMI	838	893	980	1035	1022	1086	1232	1318	838	893	684	-	743	797

Specify L or R hinging

Wall Angle Single Prairie Glass Door with Matching Interior

Spec Book page 35



Matching Interior Cabinets Only available in SDT for Arbor Falls II and Whitebay II door styles, Chiffon, Chiffon Glaze and Chiffon Accent Glaze finishes. PDT for all others.

42" High Cabinets	WA2442PRMI	-	-	-	-	-	-	-	-	-	-	-	991	-	-
	WA2742PRMI	-	-	-	-	-	-	-	-	-	-	-	1086	-	-
36" High Cabinets	WA2436PRMI	-	-	-	-	-	-	-	-	-	-	-	877	-	-
	WA2736PRMI	-	-	-	-	-	-	-	-	-	-	-	960	-	-
30" High Cabinets	WA2430PRMI	-	-	-	-	-	-	-	-	-	-	-	760	-	-
	WA2730PRMI	-	-	-	-	-	-	-	-	-	-	-	834	-	-

Specify L or R hinging

Portrait/Fusion Maple	Portrait w/5 Piece Drawer Front Option Maple	Seneca Ridge Maple Square	Seneca Ridge Maple Arch	Sutton Cliffs Oak Square	Sutton Cliffs Oak Arch	Portrait/Fusion Cherry	Portrait w/5 Piece Drawer Front Option Cherry	Avenue Maple	Avenue w/5 Piece Drawer Front Option Maple	Sutton Cliffs Hickory Square	Sutton Cliffs Hickory Arch	Seneca Ridge Cherry Square	Seneca Ridge Cherry Arch	PREVIOUS PRODUCT CODE	+ Add for Deluxe – SDT	+ Add for Deluxe w/Plywood Ends – PDT
-	-	953	1009	806	863	-	-	-	-	996	1062	1212	1302	WCMGD 2442	-	77
-	-	1051	1113	889	951	-	-	-	-	1098	1171	1337	1435	WCMGD 2742	-	77
-	-	843	893	713	763	-	-	-	-	881	939	1073	1151	WCMGD 2436	-	67
-	-	931	986	787	842	-	-	-	-	973	1037	1184	1271	WCMGD 2736	-	67
-	-	733	776	620	663	-	-	-	-	-	-	-	-	WCMGD 2430	-	57
-	-	809	856	684	732	-	-	-	-	766	817	933	1001	WCMGD 2730	-	57
953	953	-	-	-	-	1212	1212	953	953	-	-	-	-	WCMGD 2442	-	77
1051	1051	-	-	-	-	1337	1337	1051	1051	-	-	-	-	WCMGD 2742	-	77
843	843	-	-	-	-	1073	1073	843	843	-	-	-	-	WCMGD 2436	-	67
931	931	-	-	-	-	1184	1184	931	931	-	-	-	-	WCMGD 2736	-	67
733	733	-	-	-	-	933	933	733	733	-	-	-	-	WCMGD 2430	-	57
809	809	-	-	-	-	1028	1028	809	809	-	-	-	-	WCMGD 2730	-	57
-	-	1163	1227	995	1060	-	-	-	-	1212	1287	1459	1560	WCMGD 2442 MI	-	-
-	-	1276	1346	1091	1162	-	-	-	-	1330	1413	1602	1714	WCMGD 2742 MI	-	-
-	-	1030	1086	881	938	-	-	-	-	1073	1139	1291	1381	WCMGD 2436 MI	-	-
-	-	1128	1190	964	1027	-	-	-	-	1176	1249	1417	1516	WCMGD 2736 MI	-	-
-	-	893	942	764	814	-	-	-	-	931	990	1120	1199	WCMGD 2430 MI	-	-
-	-	980	1035	838	893	-	-	-	-	1022	1086	1232	1318	WCMGD 2730 MI	-	-
1163	1163	-	-	-	-	1459	1459	1163	1163	-	-	-	-	WCMGD 2442 MI	-	-
1276	1276	-	-	-	-	1602	1602	1276	1276	-	-	-	-	WCMGD 2742 MI	-	-
1030	1030	-	-	-	-	1291	1291	1030	1030	-	-	-	-	WCMGD 2436 MI	-	-
1128	1128	-	-	-	-	1417	1417	1128	1128	-	-	-	-	WCMGD 2736 MI	-	-
893	893	-	-	-	-	1120	1120	893	893	-	-	-	-	WCMGD 2430 MI	-	-
980	980	-	-	-	-	1232	1232	980	980	-	-	-	-	WCMGD 2730 MI	-	-

★ NOT available with upgrade PDT - Deluxe Plywood End Panel Option
 All prices in U.S. Dollars. All prices, models and specifications subject to change without notice.

Cabinet configuration will vary by product line.
 Please refer to Product Specification Book for details.



DESCRIPTION

PRODUCT CODE

Sutton Cliffs Maple Square

Sutton Cliffs Maple Arch

Avenue Cherry

Avenue w/ 5 Piece Drawer Front Option Cherry

Somerton Hill Maple Square

Somerton Hill Maple Arch

Sutton Cliffs Cherry Square

Sutton Cliffs Cherry Arch

Somerton Hill Cherry Square

Somerton Hill Cherry Arch

Tolani Maple Square

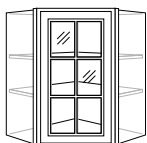
Tolani Cherry Square

+ Add for Deluxe – SDT

+ Add for Deluxe w/ Plywood Ends – PDT

Wall Angle Single Mullion Glass Door (continued)

Spec Book page 34



42" High Cabinets

WA2442MG 953 1009 – – 956 1012 1212 1302 1216 1305 – – – 77

WA2742MG 1051 1113 – – 1054 1116 1337 1435 1340 1439 – – – 77

36" High Cabinets

WA2436MG 843 893 – – 845 896 1073 1151 1075 1154 – – – 67

WA2736MG 931 986 – – 933 989 1184 1271 1187 1274 – – – 67

30" High Cabinets

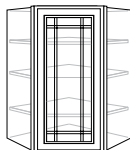
WA2430MG 733 776 – – 735 779 933 1001 935 1004 – – – 57

WA2730MG 809 856 – – 811 859 1028 1104 1031 1107 – – – 57

Specify L or R hinging

Wall Angle Single Prairie Glass Door (continued)

Spec Book page 35



42" High Cabinets

WA2442PR – – 1212 1212 – – – – – – 1039 1322 – 77

WA2742PR – – 1337 1337 – – – – – – 1146 1457 – 77

36" High Cabinets

WA2436PR – – 1073 1073 – – – – – – 919 1169 – 67

WA2736PR – – 1184 1184 – – – – – – 1015 1291 – 67

30" High Cabinets

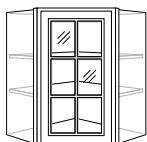
WA2430PR – – 933 933 – – – – – – 799 1017 – 57

WA2730PR – – 1028 1028 – – – – – – 881 1121 – 57

Specify L or R hinging

Wall Angle Single Mullion Glass Door with Matching Interior (continued)

Spec Book page 34

*Matching Interior Cabinets Only available in SDT for Arbor Falls II and Whitebay II door styles, Chiffon, Chiffon Glaze and Chiffon Accent Glaze finishes. PDT for all others.*

42" High Cabinets

WA2442MGMI 1163 1227 – – 1166 1231 1459 1560 1462 1564 – – – –

WA2742MGMI 1276 1346 – – 1279 1351 1602 1714 1606 1718 – – – –

36" High Cabinets

WA2436MGMI 1030 1086 – – 1032 1089 1291 1381 1294 1384 – – – –

WA2736MGMI 1128 1190 – – 1131 1194 1417 1516 1420 1520 – – – –

30" High Cabinets

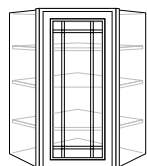
WA2430MGMI 893 942 – – 895 945 1120 1199 1123 1201 – – – –

WA2730MGMI 980 1035 – – 983 1038 1232 1318 1235 1321 – – – –

Specify L or R hinging

Wall Angle Single Prairie Glass Door with Matching Interior (continued)

Spec Book page 35

*Matching Interior Cabinets Only available in SDT for Arbor Falls II and Whitebay II door styles, Chiffon, Chiffon Glaze and Chiffon Accent Glaze finishes. PDT for all others.*

42" High Cabinets

WA2442PRMI – – 1459 1459 – – – – – – 1261 1583 – –

WA2742PRMI – – 1602 1602 – – – – – – 1384 1740 – –

36" High Cabinets

WA2436PRMI – – 1291 1291 – – – – – – 1116 1402 – –

WA2736PRMI – – 1417 1417 – – – – – – 1224 1539 – –

30" High Cabinets

WA2430PRMI – – 1120 1120 – – – – – – 968 1216 – –

WA2730PRMI – – 1232 1232 – – – – – – 1064 1157 – –

Specify L or R hinging

Cabinet configuration will vary by product line.
Please refer to Product Specification Book for details.★ NOT available with upgrade PDT – Deluxe Plywood End Panel Option
All prices in U.S. Dollars. All prices, models and specifications subject to change without notice.

Notes



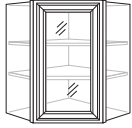
Multi-generational homes are on the rise. Designing a kitchen shared by three generations requires special considerations, like lighting, storage and workspaces.



DESCRIPTION	PRODUCT CODE	Fusion Maple	Fusion Cherry	Lariat / LaBelle Maple	Lariat / LaBelle Cherry	PREVIOUS PRODUCT CODE	+ Add for Deluxe - SDT	+ Add for Deluxe w/ Plywood Ends - PDT
-------------	--------------	--------------	---------------	------------------------	-------------------------	-----------------------	------------------------	--

Wall Angle Single Glass Door

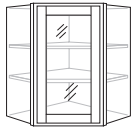
Spec Book page 35



Lariat and LaBelle only

42" High Cabinets								
WA2442GD	893	1136	1067	1211		WCGD 2442	-	77
WA2742GD	985	1253	1177	1335		WCGD 2742	-	77
36" High Cabinets								
WA2436GD	790	1005	944	1071		WCGD 2436	-	67
WA2736GD	871	1108	1041	1181		WCGD 2736	-	67
30" High Cabinets								
WA2430GD	687	874	821	931		WCGD 2430	-	57
WA2730GD	758	964	905	1027		WCGD 2730	-	57

Specify L or R hinging

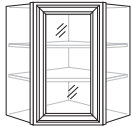


Fusion only

Wall Angle Single Glass Door Matching Interior

Spec Book page 35

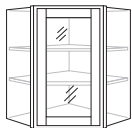
Matching Interior Cabinets Only available in SDT for Arbor Falls II and Whitebay II door styles, Chiffon, Chiffon Glaze and Chiffon Accent Glaze finishes. PDT for all others.



Lariat and LaBelle only

42" High Cabinets								
WA2442GDMI	1095	1372	1293	1457		WCGD 2442 MI	-	-
WA2742GDMI	1201	1506	1420	1600		WCGD 2742 MI	-	-
36" High Cabinets								
WA2436GDMI	969	1214	1145	1290		WCGD 2436 MI	-	-
WA2736GDMI	1062	1332	1255	1415		WCGD 2736 MI	-	-
30" High Cabinets								
WA2430GDMI	841	1054	993	1119		WCGD 2430 MI	-	-
WA2730GDMI	922	1158	1091	1230		WCGD 2730 MI	-	-

Specify L or R hinging



Fusion only

Notes



Lighting is an important consideration. Different kitchen tasks require various levels of lighting. A combination of recessed, pendant, and under-cabinet lighting provides both aesthetics and functionality. Adding dimmer switches is a way to add even more flexibility.



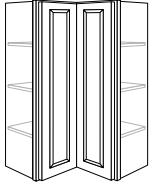
DESCRIPTION

PRODUCT CODE

Spring Valley Oak Square	Spring Valley Oak Arch	Spring Valley Maple Square	Spring Valley Maple Arch	Spring Valley Hickory Square	Spring Valley Hickory Arch	Spring Valley Cherry Square	Spring Valley Cherry Arch	Seneca Ridge Oak Square	Seneca Ridge Oak Arch	Arbor Falls II	Portrait Oak	Whitebay II Square	Whitebay II Arch
--------------------------	------------------------	----------------------------	--------------------------	------------------------------	----------------------------	-----------------------------	---------------------------	-------------------------	-----------------------	----------------	--------------	--------------------	------------------

Wall Easy Reach

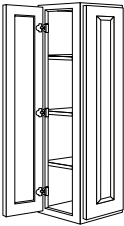
Spec Book page 36



42" High Cabinets														
WEZR2442	533	560	619	659	629	672	656	695	682	736	684	697	763	814
36" High Cabinets														
WEZR2436	472	495	548	583	556	595	580	615	603	651	605	617	675	720
30" High Cabinets														
WEZR2430	410	431	476	507	484	517	505	535	524	567	526	536	587	626
Specify L or R hinging														

Wall End Corner

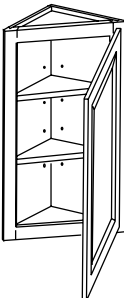
Spec Book page 36



42" High Cabinets														
WEC1242	409	430	475	505	483	516	503	534	523	565	525	535	586	625
36" High Cabinets														
WEC1236	363	381	421	448	428	458	446	473	464	501	465	474	519	554
30" High Cabinets														
WEC1230	315	331	366	389	372	397	388	411	403	435	404	412	451	480
Specify L or R hinging														

Wall Corner Angle

Spec Book page 36



42" High Cabinets														
WCA1242	409	430	475	505	483	516	503	534	523	565	525	535	586	625
36" High Cabinets														
WCA1236	363	381	421	448	428	458	446	473	464	501	465	474	519	554
30" High Cabinets														
WCA1230	315	331	366	389	372	397	388	411	403	435	404	412	451	481
Specify L or R hinging														

Portrait/Fusion Maple	Portrait w/5 Piece Drawer Front Option Maple	Seneca Ridge Maple Square	Seneca Ridge Maple Arch	Sutton Cliffs Oak Square	Sutton Cliffs Oak Arch	Portrait/Fusion Cherry	Portrait w/5 Piece Drawer Front Option Cherry	Avenue Maple	Avenue w/5 Piece Drawer Front Option Maple	Sutton Cliffs Hickory Square	Sutton Cliffs Hickory Arch	Seneca Ridge Cherry Square	Seneca Ridge Cherry Arch	PREVIOUS PRODUCT CODE	+ Add for Deluxe – SDT	+ Add for Deluxe w/Plywood Ends – PDT
787	787	825	886	854	903	857	857	865	865	891	967	915	969	WCP 2442	-	77
696	696	730	784	755	799	758	758	765	765	788	855	810	858	WCP 2436	-	67
605	605	635	682	657	694	659	659	665	665	685	744	704	746	WCP 2430	-	57
604	604	633	680	655	693	658	658	664	664	684	742	702	744	WE 1242	-	-
536	536	561	603	581	614	583	583	589	589	606	658	623	660	WE 1236	-	-
465	465	488	524	505	534	506	506	511	511	526	571	541	573	WE 1230	-	-
604	604	633	680	655	693	658	658	664	664	684	742	702	744	WA 1242	-	-
536	536	561	603	581	614	583	583	589	589	606	658	623	660	WA 1236	-	-
465	465	488	524	505	534	506	506	511	511	526	571	541	573	WA 1230	-	-

★ NOT available with upgrade PDT - Deluxe Plywood End Panel Option
 All prices in U.S. Dollars. All prices, models and specifications subject to change without notice.

Cabinet configuration will vary by product line.
 Please refer to Product Specification Book for details.



DESCRIPTION

PRODUCT CODE

Sutton Cliffs Maple Square

Sutton Cliffs Maple Arch

Avenue Cherry

Avenue w/ 5 Piece Drawer Front Option Cherry

Somerton Hill Maple Square

Somerton Hill Maple Arch

Sutton Cliffs Cherry Square

Sutton Cliffs Cherry Arch

Lariat / LaBelle Maple

Somerton Hill Cherry Square

Somerton Hill Cherry Arch

Lariat / LaBelle Cherry

Tolani Maple Square

Tolani Cherry Square

✦ Add for Deluxe - SDT

✦ Add for Deluxe w/Plywood Ends - PDT

Wall Easy Reach (continued)

Spec Book page 36

42" High Cabinets

WEZR2442	943	1019	943	943	989	1063	1056	1134	1061	1104	1175	1170	858	934	-	77
----------	-----	------	-----	-----	-----	------	------	------	------	------	------	------	-----	-----	---	----

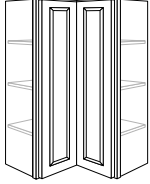
36" High Cabinets

WEZR2436	834	901	835	835	875	941	935	1003	938	977	1040	1035	759	826	-	67
----------	-----	-----	-----	-----	-----	-----	-----	------	-----	-----	------	------	-----	-----	---	----

30" High Cabinets

WEZR2430	725	784	726	726	761	818	813	873	816	850	904	900	660	719	-	57
----------	-----	-----	-----	-----	-----	-----	-----	-----	-----	-----	-----	-----	-----	-----	---	----

Specify L or R hinging



Wall End Corner (continued)

Spec Book page 36

42" High Cabinets

WEC1242	724	782	724	724	759	816	811	871	814	848	902	898	659	717	-	-
---------	-----	-----	-----	-----	-----	-----	-----	-----	-----	-----	-----	-----	-----	-----	---	---

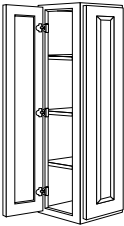
36" High Cabinets

WEC1236	642	694	642	642	673	724	719	772	722	752	800	796	584	636	-	-
---------	-----	-----	-----	-----	-----	-----	-----	-----	-----	-----	-----	-----	-----	-----	---	---

30" High Cabinets

WEC1230	557	602	558	558	585	627	624	670	627	653	695	691	507	552	-	-
---------	-----	-----	-----	-----	-----	-----	-----	-----	-----	-----	-----	-----	-----	-----	---	---

Specify L or R hinging



Wall Corner Angle (continued)

Spec Book page 36

42" High Cabinets

WCA1242	724	782	724	724	759	816	811	871	814	848	902	898	659	717	-	-
---------	-----	-----	-----	-----	-----	-----	-----	-----	-----	-----	-----	-----	-----	-----	---	---

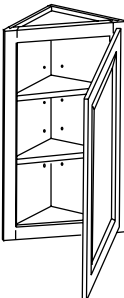
36" High Cabinets

WCA1236	642	694	642	642	673	724	719	772	722	752	800	796	584	636	-	-
---------	-----	-----	-----	-----	-----	-----	-----	-----	-----	-----	-----	-----	-----	-----	---	---

30" High Cabinets

WCA1230	557	602	558	558	585	628	624	670	627	653	695	691	507	552	-	-
---------	-----	-----	-----	-----	-----	-----	-----	-----	-----	-----	-----	-----	-----	-----	---	---

Specify L or R hinging



Notes



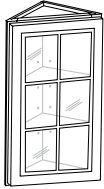
Everyone loves an island and Merillat Classic® provides several options to create one that's just right for the space you're designing.



DESCRIPTION	PRODUCT CODE	Spring Valley Oak Square	Spring Valley Oak Arch	Spring Valley Maple Square	Spring Valley Maple Arch	Spring Valley Hickory Square	Spring Valley Hickory Arch	Spring Valley Cherry Square	Spring Valley Cherry Arch	Seneca Ridge Oak Square	Seneca Ridge Oak Arch	Arbor Falls II	Portrait Oak	Whitebay II Square	Whitebay II Arch
-------------	--------------	--------------------------	------------------------	----------------------------	--------------------------	------------------------------	----------------------------	-----------------------------	---------------------------	-------------------------	-----------------------	----------------	--------------	--------------------	------------------

Wall Corner Angle Mullion Glass Door

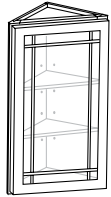
Spec Book page 37



42" High Cabinets	WCA1242MG	629	673	744	788	778	829	946	1016	629	673	629	-	681	733
36" High Cabinets	WCA1236MG	557	596	659	697	688	734	838	899	557	596	557	-	603	649
30" High Cabinets	WCA1230MG	485	519	573	607	599	638	729	783	485	519	485	-	525	565
Specify L or R hinging															

Wall Corner Angle Prairie Glass Door


Spec Book page 37



42" High Cabinets	WCA1242PR	-	-	-	-	-	-	-	-	-	-	-	626	-	-
36" High Cabinets	WCA1236PR	-	-	-	-	-	-	-	-	-	-	-	554	-	-
30" High Cabinets	WCA1230PR	-	-	-	-	-	-	-	-	-	-	-	482	-	-
Specify L or R hinging															

Wall Corner Angle Mullion Glass Door with Matching Interior

Spec Book page 37

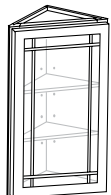


Matching Interior Cabinets Only available in SDT for Arbor Falls II and Whitebay II door styles, Chiffon, Chiffon Glaze and Chiffon Accent Glaze finishes. PDT for all others.

42" High Cabinets	WCA1242MGMI	838	897	991	1050	1036	1104	1261	1354	838	897	629	-	681	733
36" High Cabinets	WCA1236MGMI	743	795	879	931	919	979	1118	1200	743	795	557	-	603	649
30" High Cabinets	WCA1230MGMI	645	691	763	808	798	850	971	1042	645	691	485	-	525	565
Specify L or R hinging															

Wall Corner Angle Prairie Glass Door with Matching Interior

Spec Book page 37



Matching Interior Cabinets Only available in SDT for Arbor Falls II and Whitebay II door styles, Chiffon, Chiffon Glaze and Chiffon Accent Glaze finishes. PDT for all others.

42" High Cabinets	WCA1242PRMI	-	-	-	-	-	-	-	-	-	-	-	834	-	-
36" High Cabinets	WCA1236PRMI	-	-	-	-	-	-	-	-	-	-	-	739	-	-
30" High Cabinets	WCA1230PRMI	-	-	-	-	-	-	-	-	-	-	-	642	-	-
Specify L or R hinging															

Portrait/Fusion Maple	Portrait w/5 Piece Drawer Front Option Maple	Seneca Ridge Maple Square	Seneca Ridge Maple Arch	Sutton Cliffs Oak Square	Sutton Cliffs Oak Arch	Portrait/Fusion Cherry	Portrait w/5 Piece Drawer Front Option Cherry	Avenue Maple	Avenue w/5 Piece Drawer Front Option Maple	Sutton Cliffs Hickory Square	Sutton Cliffs Hickory Arch	Seneca Ridge Cherry Square	Seneca Ridge Cherry Arch	PREVIOUS PRODUCT CODE	+ Add for Deluxe – SDT	+ Add for Deluxe w/Plywood Ends – PDT
-	-	744	788	629	673	-	-	-	-	778	829	946	1016	WAMGD 1242	-	-
-	-	659	697	557	596	-	-	-	-	688	734	838	899	WAMGD 1236	-	-
-	-	573	607	485	519	-	-	-	-	599	638	729	783	WAMGD 1230	-	-
744	744	-	-	-	-	946	946	744	744	-	-	-	-	WAMGD 1242	-	-
659	659	-	-	-	-	838	838	659	659	-	-	-	-	WAMGD 1236	-	-
573	573	-	-	-	-	729	729	573	573	-	-	-	-	WAMGD 1230	-	-
-	-	991	1050	838	897	-	-	-	-	1036	1104	1261	1354	WAMGD 1242 MI	-	-
-	-	879	931	743	795	-	-	-	-	919	979	1118	1200	WAMGD 1236 MI	-	-
-	-	763	808	645	691	-	-	-	-	798	850	971	1042	WAMGD 1230 MI	-	-
991	991	-	-	-	-	1261	1261	991	991	-	-	-	-	WAMGD 1242 MI	-	-
879	879	-	-	-	-	1118	1118	879	879	-	-	-	-	WAMGD 1236 MI	-	-
763	763	-	-	-	-	971	971	763	763	-	-	-	-	WAMGD 1230 MI	-	-

★ NOT available with upgrade PDT - Deluxe Plywood End Panel Option
 All prices in U.S. Dollars. All prices, models and specifications subject to change without notice.

Cabinet configuration will vary by product line.
 Please refer to Product Specification Book for details.



DESCRIPTION

PRODUCT CODE

Sutton Cliffs Maple Square

Sutton Cliffs Maple Arch

Avenue Cherry

Avenue w/ 5 Piece Drawer Front Option Cherry

Somerton Hill Maple Square

Somerton Hill Maple Arch

Sutton Cliffs Cherry Square

Sutton Cliffs Cherry Arch

Somerton Hill Cherry Square

Somerton Hill Cherry Arch

Tolani Maple Square

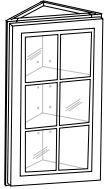
Tolani Cherry Square

✚ Add for Deluxe - SDT

✚ Add for Deluxe w/Plywood Ends - PDT

Wall Corner Angle Mullion Glass Door (continued)

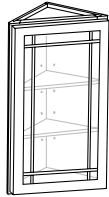
Spec Book page 37



42" High Cabinets	WCA1242MG	744	788	-	-	746	790	946	1016	949	1018	-	-	-	-
36" High Cabinets	WCA1236MG	659	697	-	-	660	700	838	899	840	902	-	-	-	-
30" High Cabinets	WCA1230MG	573	607	-	-	575	609	729	783	731	784	-	-	-	-
Specify L or R hinging															

Wall Corner Angle Prairie Glass Door (continued)


Spec Book page 37



42" High Cabinets	WCA1242PR	-	-	946	946	-	-	-	-	-	-	811	1032	-	-
36" High Cabinets	WCA1236PR	-	-	838	838	-	-	-	-	-	-	718	913	-	-
30" High Cabinets	WCA1230PR	-	-	729	729	-	-	-	-	-	-	625	795	-	-
Specify L or R hinging															

Wall Corner Angle Mullion Glass Door with Matching Interior (continued)

Spec Book page 37

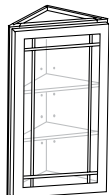


Matching Interior Cabinets Only available in SDT for Arbor Falls II and Whitebay II door styles, Chiffon, Chiffon Glaze and Chiffon Accent Glaze finishes. PDT for all others.

42" High Cabinets	WCA1242MGMI	991	1050	-	-	994	1053	1261	1354	1264	1357	-	-	-	-
36" High Cabinets	WCA1236MGMI	879	931	-	-	881	934	1118	1200	1121	1203	-	-	-	-
30" High Cabinets	WCA1230MGMI	763	808	-	-	765	811	971	1042	974	1045	-	-	-	-
Specify L or R hinging															

Wall Corner Angle Prairie Glass Door with Matching Interior (continued)

Spec Book page 37



Matching Interior Cabinets Only available in SDT for Arbor Falls II and Whitebay II door styles, Chiffon, Chiffon Glaze and Chiffon Accent Glaze finishes. PDT for all others.

42" High Cabinets	WCA1242PRMI	-	-	1261	1261	-	-	-	-	-	-	1081	1375	-	-
36" High Cabinets	WCA1236PRMI	-	-	1118	1118	-	-	-	-	-	-	958	1219	-	-
30" High Cabinets	WCA1230PRMI	-	-	971	971	-	-	-	-	-	-	832	1058	-	-
Specify L or R hinging															

Notes



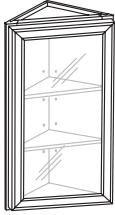
Gen Y spends a lot of time in the kitchen watching TV and working on computers. Consider including an area near the kitchen to use as a laptop or tablet station. Remember to include electrical outlets for charging all their technological devices.



DESCRIPTION	PRODUCT CODE	Fusion Maple	Fusion Cherry	Lariat / LaBelle Maple	Lariat / LaBelle Cherry	PREVIOUS PRODUCT CODE	+ Add for Deluxe - SDT	+ Add for Deluxe w/ Plywood Ends - PDT
-------------	--------------	--------------	---------------	------------------------	-------------------------	-----------------------	------------------------	--

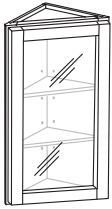
Wall Corner Angle Glass Door

Spec Book page 38



Fusion only

42" High Cabinets	WCA1242GD	697	887	833	945	WAGD 1242	-	-
36" High Cabinets	WCA1236GD	617	785	738	837	WAGD 1236	-	-
30" High Cabinets	WCA1230GD	537	683	642	728	WAGD 1230	-	-
Specify L or R hinging								

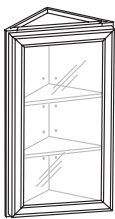


Fusion GD
(30" high cabinet shown)

Wall Corner Angle Glass Door with Matching Interior

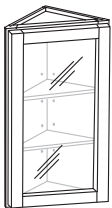
Spec Book page 38

Matching Interior Cabinets Only available in SDT for Arbor Falls II and Whitebay II door styles, Chiffon, Chiffon Glaze and Chiffon Accent Glaze finishes. PDT for all others.



Fusion only

42" High Cabinets	WCA1242GDMI	929	1182	1110	1259	WAGD 1 242 MI	-	-
36" High Cabinets	WCA1236GDMI	824	1048	984	1117	WAGD 1 236 MI	-	-
30" High Cabinets	WCA1230GDMI	715	910	855	970	WAGD 1 230 MI	-	-
Specify L or R hinging								



Fusion GD
(30" high cabinet shown)

Notes



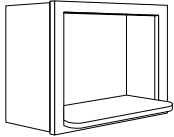
Merillat Classic® Accent Collections offer three stunning ways to add style and detail to any kitchen or bath to make a home take on an entirely new personality.



DESCRIPTION	PRODUCT CODE	Spring Valley Oak Square	Spring Valley Maple Square	Spring Valley Hickory Square	Spring Valley Cherry Square	Seneca Ridge Oak Square	Arbor Falls II	Portrait Oak	Whitebay II Square	Portrait/Fusion Maple	Portrait w/5 Piece Drawer Front Option Maple	Seneca Ridge Maple Square	Sutton Cliffs Oak Square	Portrait/Fusion Cherry	Portrait w/5 Piece Drawer Front Option Cherry
-------------	--------------	--------------------------	----------------------------	------------------------------	-----------------------------	-------------------------	----------------	--------------	--------------------	-----------------------	--	---------------------------	--------------------------	------------------------	---

Wall Microwave Shelf


Spec Book page 38	WMS271812	294	330	327	343	294	328	294	328	330	330	330	294	343	343
	WMS271815	335	376	372	390	335	374	335	374	376	376	376	335	390	390
	WMS301812	309	347	343	360	309	345	309	345	347	347	347	309	360	360
	WMS301815	352	395	391	410	352	393	352	393	395	395	395	352	410	410



Wall Lattice

Spec Book page 39	WL1530	367	412	408	428	367	410	367	410	412	412	412	367	428	428
	WL3015	386	433	428	449	386	430	386	430	433	433	433	386	449	449

Not to be used as a W3015 cabinet.



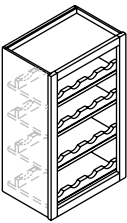
WL 1530
(vertical)



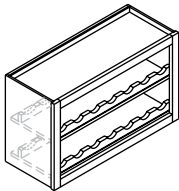
WL 3015
(horizontal)

Wine Rack Scalloped

Spec Book page 39	Available in Standard or PDT except Arbor Falls and Whitebay II, Standard only.														
	30" High Cabinets														
	WRS1530	569	638	632	663	569	635	569	635	638	638	638	569	663	663
	WRS1830	615	691	684	717	615	687	615	687	691	691	691	615	717	717
	WRS2430	714	802	794	832	714	797	714	797	802	802	802	714	832	832
	18" High Cabinets														
	WRS3018	570	639	633	664	570	636	570	636	639	639	639	570	664	664
	WRS3618	727	816	808	847	727	811	727	811	816	816	816	727	847	847
	15" High Cabinets														
	WRS3015	540	606	600	629	540	603	540	603	606	606	606	540	629	629
	WRS3615	627	703	696	730	627	700	627	700	703	703	703	627	730	730



WRS 1830
shown



WRS 3018
shown

Avenue Maple	Avenue w/5 Piece Drawer Front Option Maple	Sutton Cliffs Hickory Square	Seneca Ridge Cherry Square	Sutton Cliffs Maple Square	Avenue Cherry	Avenue w/5 Piece Drawer Front Option Cherry	Somerton Hill Maple Square	Sutton Cliffs Cherry Square	Lariat/LaBelle Maple	Somerton Hill Cherry Square	Lariat/LaBelle Cherry	Tolani Maple Square	Tolani Cherry Square	PREVIOUS PRODUCT CODE	+ Add for Deluxe - SDT	+ Add for Deluxe w/Plywood Ends - PDT
330	330	327	343	330	343	343	330	343	330	343	343	330	343	MOS 271218	-	77
376	376	372	390	376	390	390	376	390	376	390	390	376	390	MOS 271518	-	82
347	347	343	360	347	360	360	347	360	347	360	360	347	360	MOS 301218	-	77
395	395	391	410	395	410	410	395	410	395	410	410	395	410	MOS 301518	-	82
412	412	408	428	412	428	428	412	428	412	428	428	412	428	WL 1530	-	57
433	433	428	449	433	449	449	433	449	433	449	449	433	449	WL 3015	-	35
638	638	632	663	638	663	663	638	663	638	663	663	638	663	WRS 1530 MI	-	57
691	691	684	717	691	717	717	691	717	691	717	717	691	717	WRS 1830 MI	-	57
802	802	794	832	802	832	832	802	832	802	832	832	802	832	WRS 2430 MI	-	57
639	639	633	664	639	664	664	639	664	639	664	664	639	664	WRS 3018 MI	-	39
816	816	808	847	816	847	847	816	847	816	847	847	816	847	WRS 3618 MI	-	39
606	606	600	629	606	629	629	606	629	606	629	629	606	629	WRS 3015 MI	-	35
703	703	696	730	703	730	730	703	730	703	730	730	703	730	WRS 3615 MI	-	35

★ NOT available with upgrade PDT - Deluxe Plywood End Panel Option
 All prices in U.S. Dollars. All prices, models and specifications subject to change without notice.

Cabinet configuration will vary by product line.
 Please refer to Product Specification Book for details.

DESCRIPTION	PRODUCT CODE	Spring Valley Oak Square	Spring Valley Maple Square	Spring Valley Hickory Square	Spring Valley Cherry Square	Seneca Ridge Oak Square	Arbor Falls II	Portrait Oak	Whitebay II Square	Portrait/Fusion Maple	Portrait w/5 Piece Drawer Front Option Maple	Seneca Ridge Maple Square	Sutton Cliffs Oak Square	Portrait/Fusion Cherry	Portrait w/5 Piece Drawer Front Option Cherry	
Bookcase (continued)																
Spec Book page 40																
	15" Deep															
	BK153015	262	287	285	296	262	229	262	229	287	287	287	262	296	296	
	BK183015	277	304	302	314	277	246	277	246	304	304	304	277	314	314	
	BK213015	298	327	324	337	298	269	298	269	327	327	327	298	337	337	
	BK243015	318	350	347	361	318	291	318	291	350	350	350	318	361	361	
	24" High Cabinets															
	BK1524	221	243	241	250	221	195	221	195	243	243	243	221	250	250	
	BK1824	235	258	256	266	235	210	235	210	258	258	258	235	266	266	
	BK2124	251	276	274	285	251	228	251	228	276	276	276	251	285	285	
	BK2424	268	295	293	305	268	247	268	247	295	295	295	268	305	305	
	15" Deep															
	BK152415	232	254	252	262	232	206	232	206	254	254	254	232	262	262	
	BK182415	246	271	269	279	246	223	246	223	271	271	271	246	279	279	
	BK212415	264	290	288	299	264	242	264	242	290	290	290	264	299	299	
	BK242415	282	310	308	320	282	262	282	262	310	310	310	282	320	320	
	12" High Cabinets															
	BK3012	237	259	---	266	237	201	237	201	259	259	259	237	266	266	
	BK3612	273	298	---	306	273	231	273	231	298	298	298	273	306	306	
	15" Deep															
	BK301215	247	271	---	279	247	213	247	213	271	271	271	247	279	279	
	BK361215	285	312	---	321	285	246	285	246	312	312	312	285	321	321	
Wall China Display Frieze																
Spec Book page 41																
	WCDF3030	867	973	963	1010	924	968	867	968	973	973	973	867	1010	1010	
	WCDF3630	962	1080	1069	1121	1019	1074	962	1074	1080	1080	1080	962	1121	1121	
Wall China Display																
Spec Book page 41																
	WCD3015	425	477	472	495	460	474	425	474	477	477	477	425	495	495	
	WCD3615	472	529	524	550	507	526	472	526	529	529	529	472	550	550	
Door and Frame Assembly Sales Samples																
	ACCESSDFAVB12	98	103	114	121	116	124	121	128	125	135	126	128	140	149	
	(Available in Square Only)															
	ACCESSDFAB15	135	---	157	---	159	---	166	---	173	---	173	176	193	---	
	(Available in Square Only)															
	ACCESSDFAW1530L	---	144	---	166	---	170	---	176	---	161	---	---	---	174	
Mini Sample Base Cabinet																
	B1224	---	---	---	---	---	---	---	---	437	---	---	---	---	---	
	(Available in Seneca Ridge Cider Only)															

Cabinet configuration will vary by product line.
Please refer to Product Specification Book for details.

★ NOT available with upgrade PDT - Deluxe Plywood End Panel Option
All prices in U.S. Dollars. All prices, models and specifications subject to change without notice.

Avenue Maple	Avenue w/5 Piece Drawer Front Option Maple	Sutton Cliffs Hickory Square	Seneca Ridge Cherry Square	Sutton Cliffs Maple Square	Avenue Cherry	Avenue w/5 Piece Drawer Front Option Cherry	Somerton Hill Maple Square	Sutton Cliffs Cherry Square	Lariat/LaBelle Maple	Somerton Hill Cherry Square	Lariat/LaBelle Cherry	Tolani Maple Square	Tolani Cherry Square	PREVIOUS PRODUCT CODE	+ Add for Deluxe - SDT	+ Add for Deluxe w/Plywood Ends - PDT
287	287	285	296	287	296	296	287	296	287	296	296	287	296	WOC 151530 MI	-	-
304	304	302	314	304	314	314	304	314	304	314	314	304	314	WOC 181530 MI	-	-
327	327	324	337	327	337	337	327	337	327	337	337	327	337	WOC 211530 MI	-	-
350	350	347	361	350	361	361	350	361	350	361	361	350	361	WOC 241530 MI	-	-
243	243	241	250	243	250	250	243	250	243	250	250	243	250	WOC 1524 MI	-	-
258	258	256	266	258	266	266	258	266	258	266	266	258	266	WOC 1824 MI	-	-
276	276	274	285	276	285	285	276	285	276	285	285	276	285	WOC 2124 MI	-	-
295	295	293	305	295	305	305	295	305	295	305	305	295	305	WOC 2424 MI	-	-
254	254	252	262	254	262	262	254	262	254	262	262	254	262	WOC 151524 MI	-	-
271	271	269	279	271	279	279	271	279	271	279	279	271	279	WOC 181524 MI	-	-
290	290	288	299	290	299	299	290	299	290	299	299	290	299	WOC 211524 MI	-	-
310	310	308	320	310	320	320	310	320	310	320	320	310	320	WOC 241524 MI	-	-
259	259	---	266	259	266	266	259	266	259	266	266	259	266	N/A	-	-
298	298	---	306	298	306	306	298	306	298	306	306	298	306	N/A	-	-
271	271	---	279	271	279	279	271	279	271	279	279	271	279	N/A	-	-
312	312	---	321	312	321	321	312	321	312	321	321	312	321	N/A	-	-
973	973	963	1010	973	1010	1010	973	1010	973	1010	1010	973	1010	WOSPLR 3030	-	57
1080	1080	1069	1121	1080	1121	1121	1080	1121	1080	1121	1121	1080	1121	WOSPLR 3630	-	57
477	477	472	495	477	495	495	477	495	477	495	495	477	495	WOSPLR 3015	-	35
529	529	524	550	529	550	550	529	550	529	550	550	529	550	WOSPLR 3615	-	35
145	157	152	163	157	166	157	170	159	172	164	178	168	178	DFASHOWROOM	-	-
199	213	209	-	216	-	217	232	219	234	225	-	232	-	DFA B 15 L	-	-
-	-	-	193	-	193	-	-	-	-	-	194	-	210	DFA W 1530 L	-	-
-	-	-	-	-	-	-	-	-	-	-	-	-	-	B1224	-	48

★ NOT available with upgrade PDT - Deluxe Plywood End Panel Option
 All prices in U.S. Dollars. All prices, models and specifications subject to change without notice.

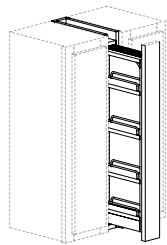
Cabinet configuration will vary by product line.
 Please refer to Product Specification Book for details.



DESCRIPTION	PRODUCT CODE	PREVIOUS PRODUCT CODE	Carton Quantity	Oak	Hickory	Maple	Cherry	White
-------------	--------------	-----------------------	-----------------	-----	---------	-------	--------	-------

Wall Pull-Out Filler

Spec Book page 42

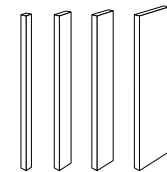


WFP3-30 shown

	WFP3-30	N/A	1	215	246	246	246	246
	WFP6-30	N/A	1	252	288	288	288	288

Wall Filler

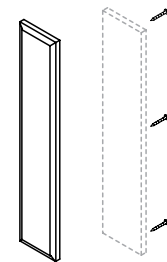
Spec Book page 42



1" Wide								
	WF1-30	F 1	1	14	16	16	16	16
	WF1-30-20	F 1/20	20	267	299	299	311	299
2" Wide								
	WF2-30	F 2	1	22	25	25	26	25
	WF2-30-10	F 2/10	10	210	235	235	244	235
3" Wide								
	WF3-30	F 3	1	32	36	36	37	36
	WF3-30-4	F 3/4	4	122	137	137	142	137
	WF3-36	F 3-36	1	37	41	41	43	41
	WF3-42	F 3-42	1	40	45	45	47	45
	WF3-42-4	F 3-42/4	4	153	171	171	178	171
6" Wide								
	WF6-30	F 6	1	64	72	72	74	72
	WF6-36	F 6-36	1	74	83	83	86	83
	WF6-42	F 6-42	1	81	91	91	94	91

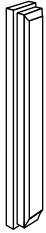
Overlay

Spec Book page 43




OL3-30 shown

3" Wide								
	OL3-12	N/A	1	---	---	30	31	30
	OL3-15	N/A	1	---	---	35	36	35
	OL3-18	N/A	1	---	---	40	41	40
	OL3-21	N/A	1	---	---	45	47	45
	OL3-24	N/A	1	---	---	50	52	50
	OL3-30	N/A	1	---	---	55	57	55
	OL3-36	N/A	1	---	---	60	62	60
	OL3-42	N/A	1	---	---	65	67	65
6" Wide								
	OL6-21	N/A	1	---	---	60	62	60
	OL6-24	N/A	1	---	---	70	73	70
	OL6-30	N/A	1	---	---	80	83	80
	OL6-36	N/A	1	---	---	90	93	90
	OL6-42	N/A	1	---	---	100	104	100

DESCRIPTION	PRODUCT CODE	PREVIOUS PRODUCT CODE	Carton Quantity	Oak	Hickory	Maple	Cherry	White
Wall Filler with Overlay								
Spec Book page 44	3" Wide							
	WFOL3-12 Somerton Hill and Whitebay II Only	F 3-12-0	1	-	-	51	53	46
	WFOL3-15 Somerton Hill and Whitebay II Only	F 3-15-0	1	-	-	53	55	47
	WFOL3-18 Somerton Hill and Whitebay II Only	F 3-18-0	1	-	-	54	56	48
	WFOL3-21 Somerton Hill and Whitebay II Only	F 3-21-0	1	-	-	56	58	50
	WFOL3-24 Somerton Hill and Whitebay II Only	F 3-24-0	1	-	-	58	60	52
	WFOL3-30 Somerton Hill and Whitebay II Only	F 3-30-0	1	-	-	65	67	58
	WFOL3-36 Somerton Hill and Whitebay II Only	F 3-36-0	1	-	-	70	73	63
	WFOL3-42 Somerton Hill and Whitebay II Only	F 3-42-0	1	-	-	75	78	67
Maple and Cherry for Somerton Hill and White for Whitebay II								
6" Wide								
	WFOL6-21 Somerton Hill and Whitebay II Only	F 6-21-0	1	-	-	114	119	101
	WFOL6-24 Somerton Hill and Whitebay II Only	F 6-24-0	1	-	-	120	124	106
	WFOL6-30 Somerton Hill and Whitebay II Only	F 6-30-0	1	-	-	129	134	114
	WFOL6-36 Somerton Hill and Whitebay II Only	F 6-36-0	1	-	-	140	145	124
	WFOL6-42 Somerton Hill and Whitebay II Only	F 6-42-0	1	-	-	151	157	134
Maple and Cherry for Somerton Hill and White for Whitebay II								


Wall Filler Fluted

Spec Book page 44

DESCRIPTION	PRODUCT CODE	PREVIOUS PRODUCT CODE	Carton Quantity	Oak	Hickory	Maple	Cherry	White
3" Wide								
	WFF 3-12	F 3-12-F	1	70	78	78	81	70
	WFF 3-15	F 3-15-F	1	74	83	83	86	74
	WFF 3-18	F 3-18-F	1	77	86	86	90	77
	WFF 3-21	F 3-21-F	1	80	90	90	93	80
	WFF 3-24	F 3-24-F	1	82	92	92	95	82
	WFF 3-30	F 3-30-F	1	86	96	96	100	86
	WFF 3-36	F 3-36-F	1	93	104	104	108	93
	WFF 3-42	F 3-42-F	1	97	109	109	113	97

Wall Filler Corner

Spec Book page 45

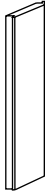
DESCRIPTION	PRODUCT CODE	PREVIOUS PRODUCT CODE	Carton Quantity	Oak	Hickory	Maple	Cherry	White
	WFC 3-30	FWC 3-30	1	74	83	83	86	83
	WFC 3-42	FWC 3-42	1	114	128	128	133	128



DESCRIPTION	PRODUCT CODE	PREVIOUS PRODUCT CODE	Carton Quantity	Oak	Hickory	Maple	Cherry	White
-------------	--------------	-----------------------	-----------------	-----	---------	-------	--------	-------

Filler Angle


Spec Book page 45



3" Wide								
FA3-30	FA-30	1	68	76	76	79	68	
FA3-42	FA-42	1	80	90	90	93	80	
FA3-60	FA-60	1	87	97	97	101	87	

Fluted Filler Angle


Spec Book page 45



3" Wide								
FFA3-30	FA-30-F	1	107	120	120	124	107	
FFA3-36	FA-36-F	1	115	129	129	134	115	
FFA3-42	FA-42-F	1	122	137	137	142	122	
FFA3-48	FA-48-F	1	133	149	149	155	133	
FFA3-54	FA-54-F	1	144	161	161	167	144	
FFA3-60	FA-60-F	1	155	174	174	180	155	


Wall Box

Spec Book page 45



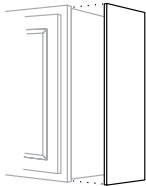
WB3-1230	N/A	1	104	--	116	120	104
WB3-1242	N/A	1	135	--	150	156	135
WB6-1230	N/A	1	145	--	162	168	145
WB6-1242	N/A	1	188	--	210	218	188
WB6-1230 (with plywood end panel -PSS)	N/A	1	197	--	219	227	197
WB6-1242 (with plywood end panel -PSS)	N/A	1	258	--	287	298	258
WB3-1230 (with plywood end panel -PSS)	N/A	1	155	--	173	180	155
WB3-1242 (with plywood end panel -PSS)	N/A	1	204	--	227	236	204

DESCRIPTION	PRODUCT CODE	PREVIOUS PRODUCT CODE	Carton Quantity	Oak	Hickory	Maple	Cherry	White
Wall Column Fluted								
Spec Book page 45	WCF6-1530	N/A	1	446	--	497	516	446
	WCF6-1536	N/A	1	489	--	545	566	489
	WCF6-1542	N/A	1	533	--	594	617	533



Wall End Panel

Spec Book page 46




Grain ↑
Direction

Laminate								
	WEP30	WEP 30	1	-	-	-	-	18
	WEP30-6	WEP 30/6	6	-	-	-	-	100
	WEP1530	WEP 1530	1	-	-	-	-	19
	WEP1530-6	WEP 1530/6	6	-	-	-	-	107
	WEP42	WEP 42	1	-	-	-	-	23
	WEP42-6	WEP 42/6	6	-	-	-	-	129
	WEP1542	WEP 1542	1	-	-	-	-	25
	WEP1542-6	WEP 1542/6	6	-	-	-	-	140
Veneer								
	WEP30	WEP 30	1	45	52	52	52	-
	WEP30-6	WEP 30/6	6	258	296	296	300	-
	WEP1530	WEP 1530	1	48	55	55	56	-
	WEP1530-6	WEP 1530/6	6	275	315	315	320	-
	WEP42	WEP 42	1	58	67	67	68	-
	WEP42-6	WEP 42/6	6	332	381	381	387	-
	WE1542	WEP 1542	1	63	72	72	73	-
	WEP 1542-6	WEP 1542/6	6	361	414	414	421	-

Matching Wall End Panel

Spec Book page 46



	MWEP1230 Spring Valley Square	WDEP 30	1	113	133	131	139	-
	MWEP1230 Spring Valley Arch	WDEP 30	1	119	140	140	147	-
	MWEP1230 Arbor Falls II	WDEP 30	1	-	-	-	-	145
	MWEP1230 Seneca Ridge Square	WDEP 30	1	144	-	175	194	-
	MWEP1230 Seneca Ridge Arch	WDEP 30	1	156	-	188	205	-
	MWEP1230 Whitebay II Square	WDEP 30	1	-	-	-	-	162
	MWEP1230 Whitebay II Arch	WDEP 30	1	-	-	-	-	172
	MWEP1230 Portrait	WDEP 30	1	154	-	167	182	-
	MWEP1230 Fusion	WDEP 30	1	-	-	167	182	-
	MWEP1230 Tolani	WDEP 30	1	-	-	182	198	-
	MWEP1230 Avenue	WDEP 30	1	-	-	183	200	-
	MWEP1230 Portrait w/5 Piece Drawer Front Option	WDEP 30	1	-	-	167	182	-
	MWEP1230 Avenue w/5 Piece Drawer Front Option	WDEP 30	1	-	-	183	200	-

★ NOT available with upgrade PDT - Deluxe Plywood End Panel Option
All prices in U.S. Dollars. All prices, models and specifications subject to change without notice.


Cabinet configuration will vary by product line.
Please refer to Product Specification Book for details.



DESCRIPTION	PRODUCT CODE	PREVIOUS PRODUCT CODE	Carton Quantity	Oak	Hickory	Maple	Cherry	White
-------------	--------------	-----------------------	-----------------	-----	---------	-------	--------	-------

Matching Wall End Panel (continued)

Spec Book page 46

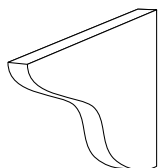


MWEP1230 Sutton Cliffs Square	WDEP 30	1	181	200	200	224	-
MWEP1230 Sutton Cliffs Arch	WDEP 30	1	191	216	216	240	-
MWEP1230 Somerton Hill Square	WDEP 30	1	-	-	210	234	-
MWEP1230 Somerton Hill Arch	WDEP 30	1	-	-	225	249	-
MWEP1230 Lariat, LaBelle	WDEP 30	1	-	-	225	248	-
MWEP1236 Spring Valley Square	WDEP 36	1	119	140	138	146	-
MWEP1236 Spring Valley Arch	WDEP 36	1	125	147	147	155	-
MWEP1236 Arbor Falls II	WDEP 36	1	-	-	-	-	153
MWEP1236 Seneca Ridge Square	WDEP 36	1	152	-	184	204	-
MWEP1236 Seneca Ridge Arch	WDEP 36	1	164	-	198	216	-
MWEP1236 Whitebay II Square	WDEP 36	1	-	-	-	-	170
MWEP1236 Whitebay II Arch	WDEP 36	1	-	-	-	-	181
MWEP1236 Portrait	WDEP 36	1	163	-	176	191	-
MWEP1236 Fusion	WDEP 36	1	-	-	176	191	-
MWEP1236 Tolani	WDEP 36	1	-	-	191	208	-
MWEP1236 Avenue	WDEP 36	1	-	-	193	210	-
MWEP1236 Portrait w/5 Piece Drawer Front Option	WDEP 36	1	-	-	176	191	-
MWEP1236 Avenue w/5 Piece Drawer Front Option	WDEP 36	1	-	-	193	210	-
MWEP1236 Sutton Cliffs Square	WDEP 36	1	191	211	210	236	-
MWEP1236 Sutton Cliffs Arch	WDEP 36	1	201	228	227	253	-
MWEP1236 Somerton Hill Square	WDEP 36	1	-	-	221	246	-
MWEP1236 Somerton Hill Arch	WDEP 36	1	-	-	237	262	-
MWEP1236 Lariat	WDEP 36	1	-	-	237	261	-
MWEP1242 Spring Valley Square	WDEP 42	1	128	151	149	157	-
MWEP1242 Spring Valley Arch	WDEP 42	1	134	158	158	167	-
MWEP1242 Arbor Falls II	WDEP 42	1	-	-	-	-	164
MWEP1242 Seneca Ridge Square	WDEP 42	1	164	-	198	220	-
MWEP1242 Seneca Ridge Arch	WDEP 42	1	177	-	213	233	-
MWEP1242 Whitebay II Square	WDEP 42	1	-	-	-	-	183
MWEP1242 Whitebay II Arch	WDEP 42	1	-	-	-	-	195
MWEP1242 Portrait	WDEP 42	1	175	-	189	206	-
MWEP 1242 Fusion	WDEP 42	1	-	-	189	206	-
MWEP 1242 Tolani	WDEP 42	1	-	-	206	224	-
MWEP 1242 Avenue	WDEP 42	1	-	-	208	226	-
MWEP 1242 Portrait w/5 Piece Drawer Front Option	WDEP 42	1	-	-	189	206	-
MWEP 1242 Avenue w/5 Piece Drawer Front Option	WDEP 42	1	-	-	208	226	-
MWEP 1242 Sutton Cliffs Square	WDEP 42	1	205	226	226	254	-
MWEP 1242 Sutton Cliffs Arch	WDEP 42	1	217	245	245	272	-
MWEP 1242 Somerton Hill Square	WDEP 42	1	-	-	237	265	-
MWEP 1242 Somerton Hill Arch	WDEP 42	1	-	-	255	282	-
MWEP 1242 Lariat, LaBelle	WDEP 42	1	-	-	255	281	-

Countertop Support Bracket

Spec Book page 47

Quantities are in Pairs



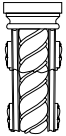
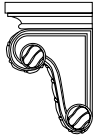
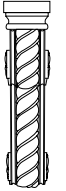
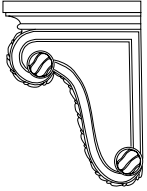




CTSB	CTSB	1 pair	107	120	120	124	120
------	------	--------	-----	-----	-----	-----	-----

Notes

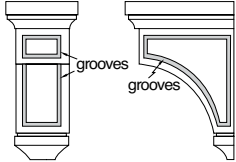


Merillat cabinetry is known for functional storage options. People tell us that our Base Pull-Out 9, especially when utilized for cooking oils and spices, is a real crowd pleaser.

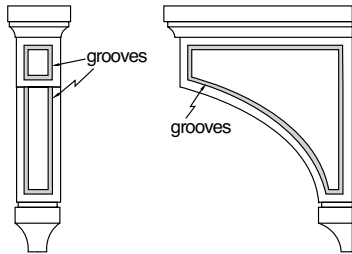


DESCRIPTION	PRODUCT CODE	PREVIOUS PRODUCT CODE	Carton Quantity					
				Oak	Hickory	Maple	Cherry	White
Windmere Corbel Small								
Spec Book page 47	WCB49	WSC	1	-	-	357	371	-
	WCB49-UF	N/A	1	-	-	357	371	-
 								
Windmere Corbel Large								
Spec Book page 47	WCB312	WLC	1	-	-	432	449	-
	WCB312-UF	N/A	1	-	-	432	449	-
 								
Tapestry Corbel Small								
Spec Book page 48	TCB49	TSC	1	-	-	343	356	-
	TCB49-UF	N/A	1	-	-	343	356	-
 								
Tapestry Corbel Large								
Spec Book page 48	TCB312	TLC	1	-	-	417	433	-
	TCB312-UF	N/A	1	-	-	417	433	-
 								

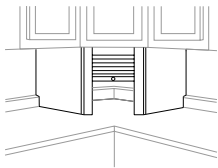
DESCRIPTION	PRODUCT CODE	PREVIOUS PRODUCT CODE	Carton Quantity	Oak	Hickory	Maple	Cherry	White
Estero Corbel Small								
Spec Book page 48	ECB49	ESC	1	-	-	320	333	-
	ECB49-UF	N/A	1	-	-	320	333	-



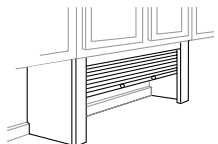
Estero Corbel Large								
Spec Book page 48	ECB312	ELC	1	-	-	391	406	-
	ECB312UF	N/A	1	-	-	391	406	-



Appliance Garage Tambour Diagonal								
Spec Book page 49	AGTD24	AGD 24	1	252	282	282	293	282
	AGTD27	AGD 27	1	259	290	290	301	290

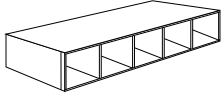


Appliance Garage Tambour Straight								
Spec Book page 49	AGTS18	AGS 18	1	257	288	288	299	288
	AGTS24	AGS 24	1	280	314	314	326	314
	AGTS30	AGS 30	1	319	357	357	371	357
	AGTS36	AGS 36	1	357	400	400	415	400

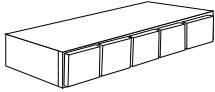




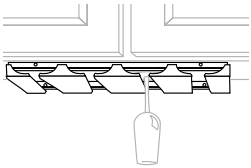
DESCRIPTION	PRODUCT CODE	PREVIOUS PRODUCT CODE	Carton Quantity	Oak	Hickory	Maple	Cherry	White
Open Cube Organizer								
Spec Book page 50	OC018	PHO 18	1	222	222	222	222	222
	OC024	PHO 24	1	231	231	231	231	231
	OC030	PHO 30	1	245	245	245	245	245
	OC036	PHO 36	1	269	269	269	269	269



Spice Drawer Organizer								
Spec Book page 50	SD018	SD0 18	1	548	614	614	637	614
	SD024	SD0 24	1	570	638	638	663	638
	SD030	SD0 30	1	604	676	676	702	676
	SD036	SD0 36	1	659	738	738	766	738



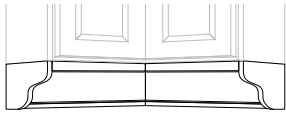
Stem Glass Holder								
Spec Book page 51	SGH30	SWR 30	1	153	171	171	178	-
	SGH30-10	SWR 30/10	10	1461	1636	1636	1699	-
	SGH36	SWR 36	1	187	209	209	217	-
	SGH36-10	SWR 36/10	10	1786	2000	2000	2077	-



Under Cabinet Shelf								
Spec Book page 51	UCS36	UCS 36	1	243	272	272	283	272

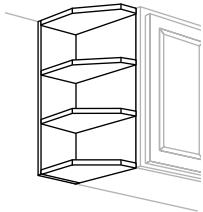


DESCRIPTION	PRODUCT CODE	PREVIOUS PRODUCT CODE	Carton Quantity	Oak	Hickory	Maple	Cherry	White
Under Cabinet Shelf Corner								
Spec Book page 51	UCSC2424	UCSC 24	1	354	396	396	412	396



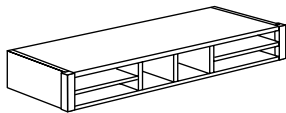
Solid Wood Wall End Open Shelf

Spec Book page 51	SWEQS30	WN 630	1	180	202	202	209	202
	SWEQS36	WN 636	1	207	232	232	241	232
	SWEQS42	WN 642	1	242	271	271	281	271

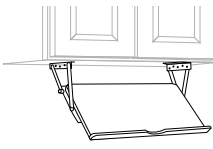
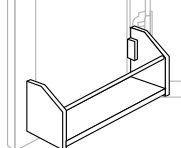
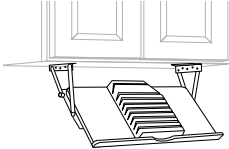
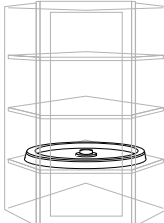


Organizer

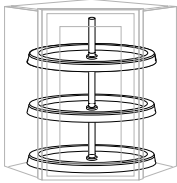
Spec Book page 52	Q24	HSO 24	1	394	441	441	458	441
	Q30	HSO 30	1	426	477	477	495	477
	Q36	HSO 36	1	457	512	512	531	512



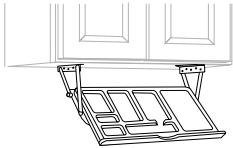


DESCRIPTION	PRODUCT CODE	PREVIOUS PRODUCT CODE	Carton Quantity	Oak	Hickory	Maple	Cherry	White
Cookbook Rack Pull—Down								
Spec Book page 52	CRPD	CRPD					1	240
								
Door Spice Rack								
Spec Book page 52	DSR12	DSR 12					1	50
	DSR12-2	DSR 12/2					2	96
	DSR15	DSR 15					1	52
	DSR15-2	DSR 15/2					2	99
	DSR18	DSR 18					1	56
	DSR18-2	DSR 18/2					2	107
								
Knife Rack Pull—Down								
Spec Book page 52	KRPD	KRPD					1	245
								
Lazy Susan Revolving Shelf Kit (One Shelf)								
Spec Book page 53	LS1 White	LS 1					1	80
								

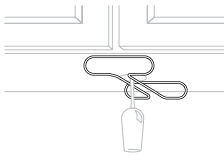
DESCRIPTION	PRODUCT CODE	PREVIOUS PRODUCT CODE	Carton Quantity	List Price
Lazy Susan Revolving Shelf Kit (Three Shelves)				
Spec Book page 53	LS3 White	LS 3	1	162



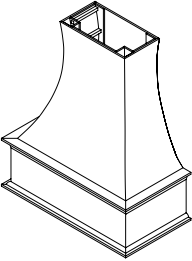
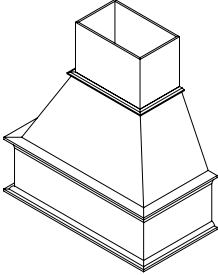
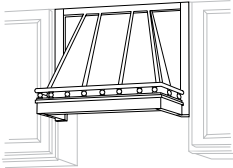
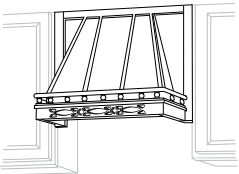
Message Center Pull—Down				
Spec Book page 53	MCPD	MCPD	1	276



Wire Stem Glass Holder White				
Spec Book page 53	WSGHW	WSWR	1	31
	WSGHW-10	WSWR/10	10	296



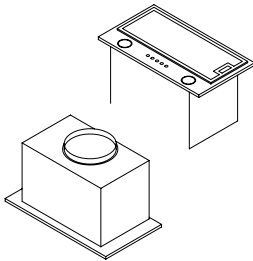


DESCRIPTION	PRODUCT CODE	PREVIOUS PRODUCT CODE	Carton Quantity	Oak	Hickory	Maple	Cherry	White
Wall Hood Cover								
Spec Book page 54	WHCV362442	N/A	1	2672	--	2992	3107	2992
								
Wall Hood Classic Chimney Plain								
Spec Book page 54	WHCC362442P	N/A	1	2672	--	2992	3107	2992
								
Range Hood Front Spindle Railing								
Spec Book page 55	RHF3024SP	RH 30	1	718	804	804	835	804
	RHF3624SP	RH 36	1	771	864	864	897	864
								
Range Hood Front Frieze Spindle Railing								
Spec Book page 55	RHFFR3024SP	RHF 30	1	785	879	879	913	879
	RHFFR3624SP	RHF 36	1	838	939	939	975	939
								

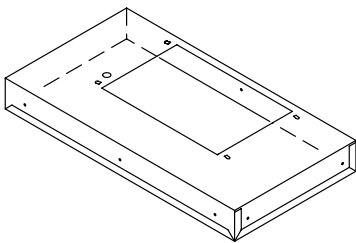
Cabinet configuration will vary by product line.
Please refer to Product Specification Book for details.
120

★ NOT available with upgrade PDT - Deluxe Plywood End Panel Option
All prices in U.S. Dollars. All prices, models and specifications subject to change without notice.

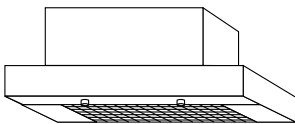
DESCRIPTION	PRODUCT CODE	PREVIOUS PRODUCT CODE	Carton Quantity	Oak	Hickory	Maple	Cherry	White
Wall Hood Blower 36" 620 Spec Book page 56	WHB36-620	N/A	1	1360	--	1360	1360	1360



Wall Hood Liner — 36" Spec Book page 56	WHL36	N/A	1	247	--	247	247	247
---	-------	-----	---	-----	----	-----	-----	-----



Range Hood Blower with Light Unit Spec Book page 56	RHB	RHB	1	830	830	830	830	830
---	-----	-----	---	-----	-----	-----	-----	-----



Valance Frieze Spec Book page 57	V18 FR	VFR 18	1	128	143	143	149	143
	V24 FR	VFR 24	1	136	152	152	158	152
	V30 FR	VFR 30	1	145	162	162	169	162
	V36 FR	VFR 36	1	153	171	171	178	171
	V42 FR	VFR 42	1	162	181	181	188	181
	V48 FR	VFR 48	1	170	190	190	198	190
	V60 FR	VFR 60	1	187	209	209	217	209
	V72 FR	VFR 72	1	203	227	227	236	227
	V84 FR	VFR 84	1	223	250	250	259	250

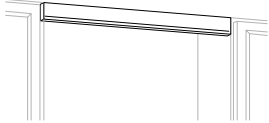


★ NOT available with upgrade PDT - Deluxe Plywood End Panel Option
All prices in U.S. Dollars. All prices, models and specifications subject to change without notice.

Cabinet configuration will vary by product line.
Please refer to Product Specification Book for details.

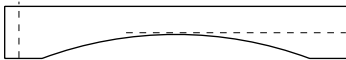


DESCRIPTION	PRODUCT CODE	PREVIOUS PRODUCT CODE	Carton Quantity	Oak	Hickory	Maple	Cherry	White
Valance Traditional								
Spec Book page 57	V48T (48" long)	V4	1	70	78	78	81	78
	V72T (72" long)	V6	1	95	106	106	110	106
	V96T (96" long)	V8	1	115	129	129	134	129



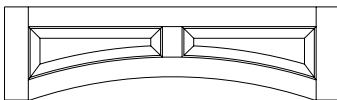
Valance Shaker

Spec Book page 58	5 1/2" High							
	V18SH	N/A	1	81	90	90	94	90
	V24SH	N/A	1	85	95	95	99	95
	V30SH	N/A	1	90	101	101	105	101
	V36SH	N/A	1	96	107	107	111	107
	V42SH	N/A	1	101	113	113	117	113
	V48SH	N/A	1	106	119	119	124	119
	V60SH	N/A	1	117	131	131	136	131
	V72SH	N/A	1	127	142	142	148	142
	V84SH	N/A	1	140	157	157	163	157
	8" High							
	V1808SH	N/A	1	117	131	131	136	131
	V2408SH	N/A	1	123	138	138	143	138
	V3008SH	N/A	1	131	146	146	152	146
	V3608SH	N/A	1	139	155	155	161	155
	V4208SH	N/A	1	147	164	164	170	164
	V4808SH	N/A	1	155	173	173	180	173
	V6008SH	N/A	1	170	190	190	197	190
	V7208SH	N/A	1	184	206	206	214	206
	V8408SH	N/A	1	203	228	228	236	228

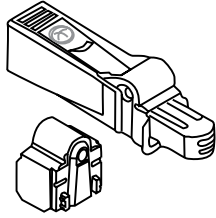


Valance Raised Panel

Spec Book page 58	V30RP	N/A	1	689	---	772	802	772
	V36RP	N/A	1	725	---	812	843	812
	V42RP	N/A	1	762	---	853	886	853
	V48RP	N/A	1	849	---	951	988	951



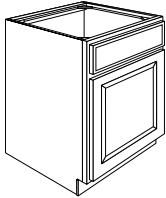
DESCRIPTION	PRODUCT CODE	PREVIOUS PRODUCT CODE	Carton Quantity	Oak	Hickory	Maple	Cherry	White
SoftAction™ Door (Door Closing Hardware)								
Spec Book page 58	SADO	SADO	1	14	14	14	14	14



DESCRIPTION	PRODUCT CODE	Spring Valley Oak Square	Spring Valley Maple Square	Spring Valley Hickory Square	Spring Valley Cherry Square	Seneca Ridge Oak Square	Arbor Falls II	Portrait Oak	Whitebay II Square	Portrait/Fusion Maple	Portrait w/5 Piece Drawer Front Option Maple	Seneca Ridge Maple Square	Sutton Cliffs Oak Square	Portrait/Fusion Cherry	Portrait w/5 Piece Drawer Front Option Cherry
-------------	--------------	--------------------------	----------------------------	------------------------------	-----------------------------	-------------------------	----------------	--------------	--------------------	-----------------------	--	---------------------------	--------------------------	------------------------	---

Sink Base Single Door

Spec Book page 59

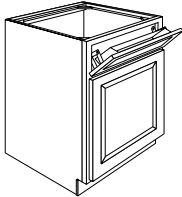


SB12 L or R	227	264	268	280	291	292	297	325	336	367	352	364	365	399
SB15 L or R	245	284	288	301	312	313	320	350	361	394	378	391	393	428
SB18 L or R	258	300	304	317	330	331	337	369	381	415	399	413	415	451
SB21 L or R	277	322	327	341	354	355	362	397	409	442	429	444	445	481
SB24 L or R	295	343	348	363	377	378	386	422	435	470	456	472	474	511

Specify L or R hinging

Sink Base Single Door with Utility Tray Kit

Spec Book page 59

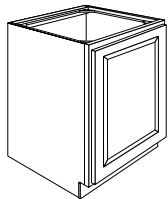


SB24UT L or R	327	375	381	395	410	412	417	453	468	508	488	505	507	548
---------------	-----	-----	-----	-----	-----	-----	-----	-----	-----	-----	-----	-----	-----	-----

Specify L or R hinging

Sink Base Single Door Full-Height

Spec Book page 59

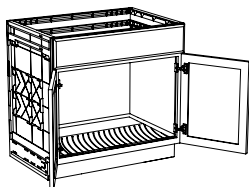


SB24FH L or R	268	312	317	330	343	344	351	384	396	396	415	430	431	431
---------------	-----	-----	-----	-----	-----	-----	-----	-----	-----	-----	-----	-----	-----	-----

Specify L or R hinging

CoreGuard™ Sink Base

Spec Book page 59



CGSB30B	690	749	756	775	792	794	803	848	864	909	890	910	912	959
CGSB33B	704	764	771	791	809	810	820	867	884	929	911	931	933	982
CGSB36B	719	782	790	810	829	830	840	889	907	954	935	956	958	1009

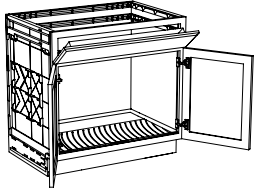
Avenue Maple	Avenue w/5 Piece Drawer Front Option Maple	Sutton Cliffs Hickory Square	Seneca Ridge Cherry Square	Sutton Cliffs Maple Square	Avenue Cherry	Avenue w/5 Piece Drawer Front Option Cherry	Somerton Hill Maple Square	Sutton Cliffs Cherry Square	Lariat/LaBelle Maple	Somerton Hill Cherry Square	Lariat/LaBelle Cherry	Tolani Maple Square	Tolani Cherry Square	PREVIOUS PRODUCT CODE	+ Add for Deluxe – SDT	+ Add for Deluxe w/Plywood Ends – PDT
369	399	380	390	402	402	434	422	450	452	471	499	366	398	SB 12	-	126
397	429	408	420	432	433	467	454	484	486	506	536	393	428	SB 15	-	126
418	452	431	443	456	456	493	479	511	513	534	566	415	452	SB 18	-	126
449	485	463	476	490	490	529	514	549	551	574	608	446	485	SB 21	-	126
479	516	494	506	522	522	562	547	584	587	671	647	475	517	SB 24	-	126
514	554	525	538	553	557	600	579	616	623	643	679	510	552	SB 24 TOST	-	126
435	435	448	461	475	475	475	498	532	534	556	589	432	470	SB 24	-	126
918	964	936	952	970	972	1021	1003	1049	1052	1082	1127	913	965	CGSB30 B	-	-
939	987	957	975	994	995	1046	1027	1075	1078	1109	1155	934	988	NA	-	-
964	1014	983	1001	1022	1022	1076	1056	1106	1109	1141	1189	959	1015	CGSB36 B	-	-

BASE CABINETS

★ NOT available with upgrade PDT - Deluxe Plywood End Panel Option
 All prices in U.S. Dollars. All prices, models and specifications subject to change without notice.

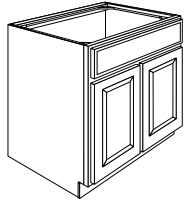
Cabinet configuration will vary by product line.
 Please refer to Product Specification Book for details.

DESCRIPTION	PRODUCT CODE	Spring Valley Oak Square	Spring Valley Maple Square	Spring Valley Hickory Square	Spring Valley Cherry Square	Seneca Ridge Oak Square	Arbor Falls II	Portrait Oak	Whitebay II Square	Portrait/Fusion Maple	Portrait w/5 Piece Drawer Front Option Maple	Seneca Ridge Maple Square	Sutton Cliffs Oak Square	Portrait/Fusion Cherry	Portrait w/5 Piece Drawer Front Option Cherry	
CoreGuard™ Sink Base with Utility Tray																
Spec Book page 59	CGSB30BUT	725	784	792	809	827	830	837	883	899	947	925	944	947	998	
	CGSB33BUT	739	799	808	825	844	846	854	901	918	968	944	964	967	1020	
	CGSB36BUT	758	822	830	848	868	869	878	928	945	997	974	995	997	1052	



Sink Base Double Door

Spec Book page 60



	24" Deep															
SB24B	310	360	365	381	396	397	405	443	457	494	479	496	498	537		
SB27	353	410	416	434	451	452	461	505	521	564	546	565	567	612		
SB27B	371	431	438	456	474	476	485	531	548	548	574	594	596	596		
SB30	365	424	431	450	467	469	478	523	539	584	565	585	587	634		
SB30B	383	445	453	473	490	492	502	549	566	613	593	614	616	666		
SB33	379	439	446	466	484	485	495	542	559	604	586	606	608	657		
SB36	394	457	465	485	504	505	515	564	582	629	610	631	633	684		
SB39	415	481	489	510	530	532	542	593	612	660	642	664	666	718		
SB42	433	503	511	533	554	555	566	620	639	685	670	694	696	746		
SB48	474	550	559	583	606	608	620	678	700	749	733	759	762	816		
	27" Deep															
SB2727	367	426	433	451	469	470	480	525	542	585	568	587	590	635		
SB2727B	385	447	454	474	492	494	503	551	568	614	596	616	619	666		
SB3027	380	441	448	468	486	487	497	544	561	606	588	609	611	658		
SB3027B	399	463	470	491	510	511	522	571	589	636	617	639	642	691		
SB3327	393	456	463	483	502	504	513	562	580	626	608	629	631	680		
SB3627	410	476	483	504	524	525	536	586	605	653	634	656	658	709		
SB4227	451	524	532	555	577	579	590	646	666	719	698	723	725	781		

Specify L or R hinging

Avenue Maple	Avenue w/5 Piece Drawer Front Option Maple	Sutton Cliffs Hickory Square	Seneca Ridge Cherry Square	Sutton Cliffs Maple Square	Avenue Cherry	Avenue w/5 Piece Drawer Front Option Cherry	Somerton Hill Maple Square	Sutton Cliffs Cherry Square	Lariat/LaBelle Maple	Somerton Hill Cherry Square	Lariat/LaBelle Cherry	Tolani Maple Square	Tolani Cherry Square	PREVIOUS PRODUCT CODE	+ Add for Deluxe – SDT	+ Add for Deluxe w/Plywood Ends – PDT
956	1005	971	987	1006	1009	1061	1037	1084	1091	1116	1161	951	1003	CGSB30 B UT	-	-
976	1027	992	1008	1028	1032	1085	1060	1109	1116	1141	1188	971	1025	NA	-	-
1007	1059	1022	1039	1061	1065	1121	1095	1145	1152	1180	1228	1001	1058	CGSB36 B UT	-	-
503	542	519	531	548	548	590	574	613	616	642	679	499	543	N/A	-	126
572	617	590	605	623	624	671	654	699	702	731	774	568	618	SB 27	-	126
602	602	620	637	656	656	656	688	735	738	768	814	597	650	SB 27 B	-	126
593	639	611	627	645	647	696	678	724	727	757	802	588	640	SB 30	-	126
623	671	642	658	677	679	731	712	760	763	795	842	617	672	N/A	-	126
614	662	632	650	669	670	721	702	750	753	784	830	609	663	SB 33	-	126
639	689	658	676	697	697	751	731	781	784	816	864	634	690	SB 36	-	126
673	725	694	712	733	734	790	769	822	825	859	910	667	727	SB 39	-	126
703	752	724	743	766	766	820	804	858	862	897	951	697	759	SB 42	-	126
769	822	792	813	838	839	897	879	939	943	982	1040	763	830	SB 48	-	126
595	643	613	630	649	649	698	681	727	730	760	805	590	643	SB 2727	-	126
624	675	643	661	681	681	733	714	763	766	797	845	619	675	SB 2727 B	-	126
617	666	635	652	672	672	723	705	753	756	787	834	612	666	SB 3027	-	126
648	699	667	685	706	706	759	740	791	794	826	876	643	699	N/A	-	126
637	688	656	674	695	695	748	729	778	781	814	862	632	688	SB 3327	-	126
665	718	684	703	724	725	780	760	812	815	849	899	659	718	SB 3627	-	126
732	791	754	774	798	798	859	837	894	898	935	990	726	791	SB 4227	-	126

BASE CABINETS

★ NOT available with upgrade PDT - Deluxe Plywood End Panel Option
 All prices in U.S. Dollars. All prices, models and specifications subject to change without notice.

Cabinet configuration will vary by product line.
 Please refer to Product Specification Book for details.

Avenue Maple	Avenue w/5 Piece Drawer Front Option Maple	Sutton Cliffs Hickory Square	Seneca Ridge Cherry Square	Sutton Cliffs Maple Square	Avenue Cherry	Avenue w/5 Piece Drawer Front Option Cherry	Somerton Hill Maple Square	Sutton Cliffs Cherry Square	Lariat/LaBelle Maple	Somerton Hill Cherry Square	Lariat/LaBelle Cherry	Tolani Maple Square	Tolani Cherry Square	PREVIOUS PRODUCT CODE	+ Add for Deluxe – SDT	+ Add for Deluxe w/Plywood Ends – PDT
540	582	551	565	581	585	630	608	647	654	675	713	536	580	N/A	-	126
605	652	618	633	651	656	706	681	725	733	756	799	600	650	SB 27 TOST	-	126
635	685	649	664	684	688	741	715	761	769	794	839	630	682	SB 27 B TOST	-	126
631	680	646	662	681	684	736	712	759	766	791	836	626	678	SB 30 TOST	-	126
663	714	678	695	715	718	773	748	797	804	831	878	657	712	N/A	-	126
651	702	667	683	703	707	760	735	784	791	816	863	646	700	SB 33 TOST	-	126
682	734	697	714	736	740	796	770	820	827	855	903	676	733	SB 36 TOST	-	126
714	769	730	748	771	775	834	807	859	867	896	946	708	768	SB 39 TOST	-	126
762	820	776	796	819	824	887	857	912	919	950	1002	756	817	SB 42 TOST	-	126
828	891	843	864	890	895	963	931	991	999	1032	1089	821	887	SB 48 TOST	-	126
627	676	641	656	675	680	732	706	752	760	784	829	622	673	SB 2727 TOST	-	126
659	710	673	689	709	714	768	742	789	798	823	870	654	707	SB 2727 B TOST	-	126
654	705	669	686	706	709	763	738	787	794	819	866	649	703	SB 3027 TOST	-	126
687	740	702	720	741	744	801	775	826	834	860	909	681	738	N/A	-	126
674	727	690	707	727	731	787	761	811	819	845	893	669	724	SB 3327 TOST	-	126
706	761	723	740	763	766	825	798	850	858	886	936	701	759	SB 3627 TOST	-	126
790	850	805	825	849	855	920	889	945	954	985	1039	784	847	SB 4227 TOST	-	126
457	457	470	484	499	499	499	523	559	561	584	618	454	494	N/A	-	126
521	521	536	551	568	568	568	596	636	639	665	704	517	562	SBFH 27	-	126
547	547	563	579	596	596	596	626	668	671	698	739	543	590	SBFH 27 B	-	126
539	539	555	571	588	588	588	617	659	662	689	730	535	583	SBFH 30	-	126
566	566	583	600	617	617	617	648	692	695	723	767	562	612	N/A	-	126
559	559	576	591	609	609	609	639	682	685	713	756	554	603	SBFH 33	-	126
582	582	599	615	634	634	634	665	710	713	743	787	577	628	SBFH 36	-	126
612	612	630	648	667	668	668	700	748	751	782	828	607	661	SBFH 39	-	126
639	639	658	677	697	697	697	731	781	784	816	865	634	691	SBFH 42	-	126
700	700	720	740	763	763	763	800	854	858	893	946	694	756	SBFH 48	-	126
787	848	811	833	856	859	924	900	961	965	1005	1065	781	850	N/A	-	126
838	903	862	887	913	914	984	958	1023	1027	1070	1133	831	905	N/A	-	126
886	956	913	938	967	967	1042	1014	1083	1088	1132	1199	880	957	N/A	-	126

BASE CABINETS

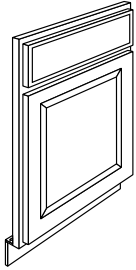
★ NOT available with upgrade PDT - Deluxe Plywood End Panel Option
 All prices in U.S. Dollars. All prices, models and specifications subject to change without notice.

Cabinet configuration will vary by product line.
 Please refer to Product Specification Book for details.

DESCRIPTION	PRODUCT CODE	Spring Valley Oak Square	Spring Valley Maple Square	Spring Valley Hickory Square	Spring Valley Cherry Square	Seneca Ridge Oak Square	Arbor Falls II	Portrait Oak	Whitebay II Square	Portrait/Fusion Maple	Portrait w/5 Piece Drawer Front Option Maple	Seneca Ridge Maple Square	Sutton Cliffs Oak Square	Portrait/Fusion Cherry	Portrait w/5 Piece Drawer Front Option Cherry
-------------	--------------	--------------------------	----------------------------	------------------------------	-----------------------------	-------------------------	----------------	--------------	--------------------	-----------------------	--	---------------------------	--------------------------	------------------------	---

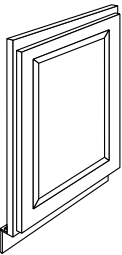
Sink Front Single Door

Spec Book page 61	SF24 L or R	236	274	279	291	302	303	309	338	349	373	366	379	380	406
	Specify L or R hinging														



Sink Front Single Door Full-Height

Spec Book page 61	SF24FH	215	250	254	265	275	276	281	308	318	318	333	344	346	346
-------------------	--------	-----	-----	-----	-----	-----	-----	-----	-----	-----	-----	-----	-----	-----	-----



Avenue Maple	Avenue w/5 Piece Drawer Front Option Maple	Sutton Cliffs Hickory Square	Seneca Ridge Cherry Square	Sutton Cliffs Maple Square	Avenue Cherry	Avenue w/5 Piece Drawer Front Option Cherry	Somerton Hill Maple Square	Sutton Cliffs Cherry Square	Lariat/LaBelle Maple	Somerton Hill Cherry Square	Lariat/LaBelle Cherry	Tolani Maple Square	Tolani Cherry Square	PREVIOUS PRODUCT CODE	+ Add for Deluxe – SDT	+ Add for Deluxe w/Plywood Ends – PDT
383	411	395	406	418	418	448	439	468	470	490	519	380	414	SF 24	-	-
349	349	359	369	380	381	381	399	426	428	446	472	346	377	SFFH 24	-	-

BASE CABINETS

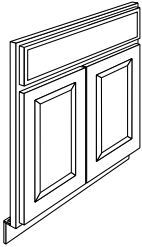
★ NOT available with upgrade PDT - Deluxe Plywood End Panel Option
 All prices in U.S. Dollars. All prices, models and specifications subject to change without notice.

Cabinet configuration will vary by product line.
 Please refer to Product Specification Book for details.

DESCRIPTION	PRODUCT CODE	Spring Valley Oak Square	Spring Valley Maple Square	Spring Valley Hickory Square	Spring Valley Cherry Square	Seneca Ridge Oak Square	Arbor Falls II	Portrait Oak	Whitebay II Square	Portrait/Fusion Maple	Portrait w/5 Piece Drawer Front Option Maple	Seneca Ridge Maple Square	Sutton Cliffs Oak Square	Portrait/Fusion Cherry	Portrait w/5 Piece Drawer Front Option Cherry
-------------	--------------	--------------------------	----------------------------	------------------------------	-----------------------------	-------------------------	----------------	--------------	--------------------	-----------------------	--	---------------------------	--------------------------	------------------------	---


Sink Front Double Door

Spec Book page 62	SF24B	248	288	293	306	317	318	324	355	366	392	384	398	399	426
	SF30	292	340	345	360	374	375	382	419	432	462	452	468	470	503
	SF30B	307	357	362	378	393	394	401	440	454	485	475	491	494	528
	SF36	315	366	372	388	403	404	412	451	465	498	488	505	507	542



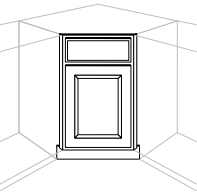
Sink Front Double Door Full-Height

Spec Book page 62	SF24BFH	226	263	267	278	289	290	295	323	334	334	350	361	363	363
	SF30FH	266	309	314	327	340	341	348	381	393	393	412	426	428	428
	SF30BFH	279	324	330	343	357	358	365	400	413	413	433	447	449	449
	SF36FH	287	333	338	353	367	368	375	410	423	423	444	459	461	461



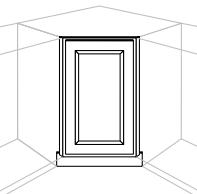
Sink Front Angle

Spec Book page 62	SFA36 L or R	236	274	279	291	302	303	309	338	349	373	366	379	380	406
	SFA39 L or R	248	288	293	305	317	318	324	355	366	392	384	397	399	426
	SFA42 L or R	260	302	307	320	332	333	340	372	384	411	402	416	418	447



Sink Front Angle Full-Height Door

Spec Book page 62	SFA36FH	215	250	254	265	275	276	281	308	318	318	333	344	346	346
-------------------	---------	-----	-----	-----	-----	-----	-----	-----	-----	-----	-----	-----	-----	-----	-----



Avenue Maple	Avenue w/5 Piece Drawer Front Option Maple	Sutton Cliffs Hickory Square	Seneca Ridge Cherry Square	Sutton Cliffs Maple Square	Avenue Cherry	Avenue w/5 Piece Drawer Front Option Cherry	Somerton Hill Maple Square	Sutton Cliffs Cherry Square	Lariat/LaBelle Maple	Somerton Hill Cherry Square	Lariat/LaBelle Cherry	Tolani Maple Square	Tolani Cherry Square	PREVIOUS PRODUCT CODE	+ Add for Deluxe – SDT	+ Add for Deluxe w/Plywood Ends – PDT
402	432	415	426	439	439	470	461	491	494	515	545	399	435	N/A	-	-
474	507	488	502	517	517	554	543	579	582	606	642	471	512	SF 30	-	-
498	532	512	527	543	543	582	570	608	611	636	674	495	538	N/A	-	-
511	547	526	541	557	558	597	585	624	627	653	692	507	552	SF 36	-	-
366	366	377	387	399	400	400	419	447	449	468	496	363	396	N/A	-	-
432	432	444	457	471	471	471	494	527	529	551	584	428	466	SFFH 30	-	-
454	454	466	480	495	495	495	519	553	555	579	613	449	489	N/A	-	-
465	465	479	492	507	507	507	532	568	571	594	629	462	503	SFFH 36	-	-
383	411	395	406	418	418	448	439	468	470	490	519	380	414	SFD 36	-	-
403	431	415	426	439	439	470	460	492	494	514	545	399	435	SFD 39	-	-
422	452	434	446	460	460	493	482	515	517	539	571	418	456	SFD 42	-	-
349	349	359	369	380	381	381	399	426	428	446	472	346	377	SDFH 36	-	-

BASE CABINETS

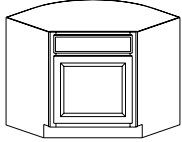
★ NOT available with upgrade PDT - Deluxe Plywood End Panel Option
 All prices in U.S. Dollars. All prices, models and specifications subject to change without notice.

Cabinet configuration will vary by product line.
 Please refer to Product Specification Book for details.

DESCRIPTION	PRODUCT CODE	Spring Valley Oak Square	Spring Valley Maple Square	Spring Valley Hickory Square	Spring Valley Cherry Square	Seneca Ridge Oak Square	Arbor Falls II	Portrait Oak	Whitebay II Square	Portrait/Fusion Maple	Portrait w/5 Piece Drawer Front Option Maple	Seneca Ridge Maple Square	Sutton Cliffs Oak Square	Portrait/Fusion Cherry	Portrait w/5 Piece Drawer Front Option Cherry
-------------	--------------	--------------------------	----------------------------	------------------------------	-----------------------------	-------------------------	----------------	--------------	--------------------	-----------------------	--	---------------------------	--------------------------	------------------------	---

Sink Base Angle

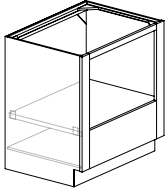
Spec Book page 63	SBA36 L or R	260	302	307	320	332	333	340	372	384	415	402	416	418	450
	SBA42 L or R	286	332	337	352	366	367	374	409	422	456	443	458	460	495



Specify L or R hinging

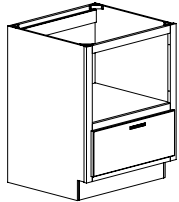
Base Oven Cabinet Universal

Spec Book page 63	BOCU30	509	591	--	625	509	652	509	652	591	591	591	509	625	625
	BOCU33	558	648	--	686	558	715	558	715	648	648	648	558	686	686



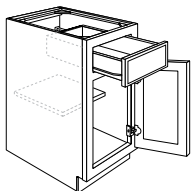
Base Microwave Cabinet

Spec Book page 64	BMC24	485	563	572	596	619	621	634	693	713	772	749	775	778	839
	BMC27	510	592	601	627	651	653	666	729	750	812	788	815	818	882
	BMC30	541	628	638	665	691	692	707	773	795	861	836	865	868	936



Base Single Door — Half-Depth Shelf

Spec Book page 64	B12 L or R HDS	258	300	304	318	330	331	337	369	381	413	401	413	416	449
	B15 L or R HDS	277	322	327	341	354	355	362	396	409	445	428	443	445	485
	B18 L or R HDS	295	341	348	362	377	378	386	422	435	469	456	472	473	511
	B21 L or R HDS	315	365	371	387	402	403	411	450	464	501	487	503	505	546
	B24 L or R HDS	336	390	396	413	429	430	439	480	494	535	519	537	539	581



Half-depth shelf

Specify L or R hinging

Avenue Maple	Avenue w/5 Piece Drawer Front Option Maple	Sutton Cliffs Hickory Square	Seneca Ridge Cherry Square	Sutton Cliffs Maple Square	Avenue Cherry	Avenue w/5 Piece Drawer Front Option Cherry	Somerton Hill Maple Square	Sutton Cliffs Cherry Square	Lariat/LaBelle Maple	Somerton Hill Cherry Square	Lariat/LaBelle Cherry	Tolani Maple Square	Tolani Cherry Square	PREVIOUS PRODUCT CODE	+ Add for Deluxe – SDT	+ Add for Deluxe w/Plywood Ends – PDT
422	456	434	446	460	460	495	482	515	517	539	571	418	456	SBA 36	-	-
464	501	478	491	506	506	544	531	567	569	592	628	460	501	SBA 42	-	-
591	591	--	625	591	625	625	591	625	591	625	625	591	625	N/A	51	177
648	648	--	686	648	686	686	648	686	648	686	686	648	686	N/A	51	177
785	849	808	830	856	857	925	898	960	963	1003	1062	778	849	N/A	71	197
826	893	850	873	900	902	973	944	1009	1012	1055	1117	818	893	N/A	74	200
876	947	902	926	955	956	1032	1002	1071	1074	1119	1185	868	947	N/A	77	203
419	452	433	443	456	457	493	479	511	513	534	566	415	453	B 12 HDS	39	165
449	486	463	474	490	490	529	514	549	551	574	608	446	485	B 15 HDS	41	167
478	516	493	505	520	522	563	547	584	587	611	647	473	515	B 18 HDS	43	169
510	550	525	540	556	556	600	583	623	626	651	690	506	551	B 21 HDS	45	171
544	588	560	575	593	594	641	622	665	667	695	736	539	588	B 24 HDS	47	173

BASE CABINETS

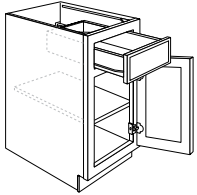
★ NOT available with upgrade PDT - Deluxe Plywood End Panel Option
 All prices in U.S. Dollars. All prices, models and specifications subject to change without notice.

Cabinet configuration will vary by product line.
 Please refer to Product Specification Book for details.

DESCRIPTION	PRODUCT CODE	Spring Valley Oak Square	Spring Valley Maple Square	Spring Valley Hickory Square	Spring Valley Cherry Square	Seneca Ridge Oak Square	Arbor Falls II	Portrait Oak	Whitebay II Square	Portrait/Fusion Maple	Portrait w/5 Piece Drawer Front Option Maple	Seneca Ridge Maple Square	Sutton Cliffs Oak Square	Portrait/Fusion Cherry	Portrait w/5 Piece Drawer Front Option Cherry
-------------	--------------	--------------------------	----------------------------	------------------------------	-----------------------------	-------------------------	----------------	--------------	--------------------	-----------------------	--	---------------------------	--------------------------	------------------------	---

Base Single Door — Full-Depth Shelf

Spec Book page 64	B12 L or R FDS	262	304	309	322	335	336	342	375	387	418	405	419	421	453
	B15 L or R FDS	281	326	331	346	359	360	367	402	415	448	435	450	452	487
	B18 L or R FDS	299	348	353	368	383	384	391	428	442	477	463	479	481	518
	B21 L or R FDS	319	371	376	393	408	409	417	457	471	509	494	511	513	553
	B24 L or R FDS	341	395	402	419	435	437	445	487	503	543	527	545	547	590

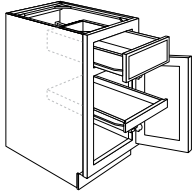


Full-Depth shelf

Specify L or R hinging

Base Single Door — 1 Standard Tray

Spec Book page 64	B12 L or R 1ST	279	324	329	343	357	358	365	399	412	445	432	447	448	483
	B15 L or R 1ST	300	348	354	369	383	385	392	429	443	478	464	480	482	519
	B18 L or R 1ST	318	369	375	391	406	408	416	455	469	507	492	509	511	550
	B21 L or R 1ST	340	395	401	418	435	436	444	487	502	542	526	544	546	589
	B24 L or R 1ST	362	420	427	445	463	464	473	518	534	577	560	580	582	627

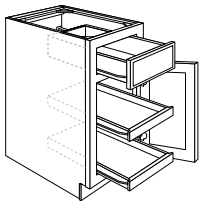


One standard roll-out tray

Specify L or R hinging

Base Single Door — 2 Standard Trays

Spec Book page 65	B12 L or R 2ST	300	348	354	369	383	385	392	429	443	478	464	480	482	519
	B15 L or R 2ST	323	374	380	397	412	413	422	461	476	514	499	516	518	558
	B18 L or R 2ST	342	397	403	421	437	438	447	489	505	545	529	548	550	592
	B21 L or R 2ST	366	424	431	450	467	469	478	523	539	583	565	585	587	633
	B24 L or R 2ST	389	452	459	479	497	499	509	557	574	620	602	623	625	674

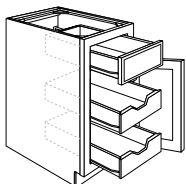


Two standard roll-out trays

Specify L or R hinging

Base Single Door — 2 Deluxe Trays

Spec Book page 65	B12 L or R 2DT	385	434	438	454	468	469	475	514	528	573	549	565	567	615
	B15 L or R 2DT	408	459	465	481	497	498	505	545	561	608	582	600	602	652
	B18 L or R 2DT	428	482	488	506	522	523	530	573	590	639	613	632	634	686
	B21 L or R 2DT	452	509	515	535	552	554	561	607	625	678	650	669	672	728
	B24 L or R 2DT	474	538	543	563	581	584	592	641	660	715	686	707	709	768



Two Deluxe roll-out trays

Specify L or R hinging

Avenue Maple	Avenue w/5 Piece Drawer Front Option Maple	Sutton Cliffs Hickory Square	Seneca Ridge Cherry Square	Sutton Cliffs Maple Square	Avenue Cherry	Avenue w/5 Piece Drawer Front Option Cherry	Somerton Hill Maple Square	Sutton Cliffs Cherry Square	Lariat/LaBelle Maple	Somerton Hill Cherry Square	Lariat/LaBelle Cherry	Tolani Maple Square	Tolani Cherry Square	PREVIOUS PRODUCT CODE	+ Add for Deluxe - SDT	+ Add for Deluxe w/Plywood Ends - PDT
425	459	437	450	463	463	498	486	519	521	542	575	421	459	B 12 FDS	39	165
456	493	469	482	497	497	535	521	557	559	582	617	452	493	B 15 FDS	41	167
486	525	500	514	529	530	570	555	593	596	620	657	482	525	B 18 FDS	43	169
518	559	533	548	564	565	607	592	632	635	661	700	514	559	B 21 FDS	45	171
552	597	569	584	602	603	648	632	675	677	705	747	548	597	B 24 FDS	47	173
453	489	466	479	493	494	531	518	553	555	578	612	449	489	B 12 ST	39	165
487	526	501	515	530	531	571	557	594	597	621	658	483	526	B 15 ST	41	167
516	557	531	546	562	563	605	590	630	633	659	698	512	557	B 18 ST	43	169
551	596	568	583	601	601	647	631	674	676	704	746	547	596	B 21 ST	45	171
587	634	605	621	640	640	689	672	717	720	750	794	582	634	B 24 ST	47	173
486	525	501	515	530	531	571	556	594	597	621	658	483	525	B 12 DT	39	165
523	565	539	553	570	571	614	598	639	641	668	708	519	565	B 15 DT	41	167
555	599	571	587	605	605	651	634	678	680	708	750	550	599	B 18 DT	43	169
593	640	610	627	646	647	696	678	724	727	757	802	588	640	B 21 DT	45	171
631	682	650	668	688	688	741	722	771	774	806	854	626	682	B 24 DT	47	173
572	617	585	599	615	614	661	638	679	678	704	741	575	618	B 12 DDT	39	165
607	654	623	636	654	654	704	678	723	722	750	790	612	656	B 15 DDT	41	167
639	690	656	670	689	688	741	719	762	761	793	833	643	691	B 18DDT	43	169
678	730	694	710	731	730	786	760	808	807	842	885	681	733	B 21DDT	45	171
716	770	734	751	771	772	831	800	855	853	886	936	719	773	B 24DDT	47	173

BASE CABINETS

★ NOT available with upgrade PDT - Deluxe Plywood End Panel Option
 All prices in U.S. Dollars. All prices, models and specifications subject to change without notice.

Cabinet configuration will vary by product line.
 Please refer to Product Specification Book for details.

Avenue Maple	Avenue w/5 Piece Drawer Front Option Maple	Sutton Cliffs Hickory Square	Seneca Ridge Cherry Square	Sutton Cliffs Maple Square	Avenue Cherry	Avenue w/5 Piece Drawer Front Option Cherry	Somerton Hill Maple Square	Sutton Cliffs Cherry Square	Lariat/LaBelle Maple	Somerton Hill Cherry Square	Lariat/LaBelle Cherry	Tolani Maple Square	Tolani Cherry Square	PREVIOUS PRODUCT CODE	+ Add for Deluxe - SDT	+ Add for Deluxe w/Plywood Ends - PDT
571	617	588	604	623	624	673	653	698	700	730	773	566	617	N/A	47	173
662	713	682	700	721	722	777	757	808	811	845	895	656	715	B 27 HDS	49	175
695	749	716	735	757	758	816	795	848	852	887	940	689	751	B 27 B HDS	49	175
687	741	709	727	749	749	807	786	839	843	877	929	682	742	B 30 HDS	51	177
721	778	744	763	786	786	847	825	881	885	921	975	716	779	N/A	51	177
720	776	742	762	784	785	845	824	880	883	920	974	714	778	B 33 HDS	55	179
753	812	777	796	820	821	884	861	919	923	961	1018	747	813	B 36 HDS	57	181
789	851	814	835	860	861	927	903	964	968	1008	1067	783	852	B 39 HDS	59	184
825	883	850	873	899	900	963	944	1008	1012	1054	1116	819	891	B 42 HDS	91	216
863	930	890	913	940	941	1013	987	1054	1058	1102	1167	856	932	B 45 HDS	93	218
900	971	929	952	981	982	1057	1030	1099	1104	1149	1218	893	972	B 48 HDS	95	220
580	627	597	613	632	633	680	664	709	711	740	784	575	627	N/A	47	173
672	725	691	711	732	732	788	768	820	824	857	908	666	725	B 27 FDS	49	175
706	762	726	746	769	770	828	807	862	865	901	954	700	762	B 27 B FDS	49	175
697	753	718	738	760	761	818	798	852	855	891	943	692	753	B 30 FDS	51	177
732	791	754	775	798	799	859	838	895	898	936	990	727	791	N/A	51	177
731	790	753	773	797	797	858	836	893	896	933	989	725	790	B 33 FDS	55	179
764	825	787	808	833	833	896	874	933	937	975	1033	758	825	B 36 FDS	57	181
801	865	825	847	873	874	940	916	978	982	1023	1084	795	865	B 39 FDS	59	184
838	905	862	886	913	913	983	958	1023	1027	1069	1133	831	905	B 42 FDS	91	216
876	946	902	926	954	955	1027	1001	1069	1074	1118	1184	869	946	B 45 FDS	93	218
914	987	941	967	996	997	1072	1045	1116	1120	1167	1236	906	987	B 48 FDS	95	220
715	773	736	757	780	780	839	818	874	877	913	968	710	773	B 27 ST	49	175
743	802	765	786	810	810	872	850	907	911	949	1005	737	802	B 30 ST	51	177
779	841	802	824	849	849	913	890	951	955	994	1053	772	841	B 33 ST	55	179
814	880	838	861	888	888	955	931	994	998	1040	1101	808	880	B 36 ST	57	181
853	922	878	903	930	930	1001	976	1042	1046	1089	1154	846	922	B 39 ST	59	184
892	964	919	944	972	973	1047	1020	1090	1094	1139	1207	885	964	B 42 ST	91	216
933	1007	960	987	1017	1017	1094	1067	1139	1144	1191	1262	925	1007	B 45 ST	93	218
973	1051	1002	1030	1061	1061	1142	1113	1189	1193	1243	1316	965	1051	B 48 ST	95	220
616	666	635	652	672	672	723	706	753	756	788	834	611	666	N/A	47	173
751	811	773	795	819	819	881	859	917	921	959	1016	745	811	B 27 B ST	49	175
780	842	803	825	851	851	916	893	952	957	996	1055	774	842	N/A	51	177

BASE CABINETS

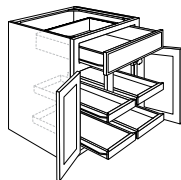
★ NOT available with upgrade PDT - Deluxe Plywood End Panel Option
 All prices in U.S. Dollars. All prices, models and specifications subject to change without notice.

Cabinet configuration will vary by product line.
 Please refer to Product Specification Book for details.

DESCRIPTION	PRODUCT CODE	Spring Valley Oak Square	Spring Valley Maple Square	Spring Valley Hickory Square	Spring Valley Cherry Square	Seneca Ridge Oak Square	Arbor Falls II	Portrait Oak	Whitebay II Square	Portrait/Fusion Maple	Portrait w/5 Piece Drawer Front Option Maple	Seneca Ridge Maple Square	Sutton Cliffs Oak Square	Portrait/Fusion Cherry	Portrait w/5 Piece Drawer Front Option Cherry
-------------	--------------	--------------------------	----------------------------	------------------------------	-----------------------------	-------------------------	----------------	--------------	--------------------	-----------------------	--	---------------------------	--------------------------	------------------------	---

Base Double Door — 4 Standard Trays

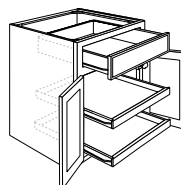
Spec Book page 66		474	550	559	583	606	608	620	678	700	756	733	759	762	821
	B27 4ST														
	B30 4ST	492	572	580	606	629	631	644	705	727	785	762	788	791	852
	B33 4ST	516	599	608	635	659	662	674	738	762	823	798	826	829	893
	B36 4ST	540	627	637	664	690	692	706	773	797	861	835	865	868	935
	B39 4ST	565	656	667	696	723	725	739	809	835	901	875	905	909	979
	B42 4ST	591	686	697	727	756	758	773	846	873	942	915	947	950	1023
	B45 4ST	618	718	729	760	790	792	808	885	912	985	956	990	993	1070
	B48 4ST	645	749	760	793	824	827	843	923	952	1028	998	1033	1037	1116



Four standard roll-out trays
B27 thru 39 4ST

Base Butt Door — 2 Full-Width Trays

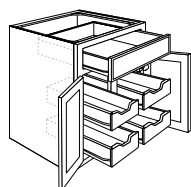
Spec Book page 66		408	475	482	503	522	524	534	585	603	651	632	654	656	708
	B24B 2FT														
	B27B 2FT	498	578	587	613	636	638	651	713	735	794	770	797	800	862
	B30B 2FT	517	601	609	636	660	663	676	740	763	824	800	827	831	895



Two standard full-width roll-out trays
B24B thru B30B 2FT

Base Double Door — 4 Deluxe Trays

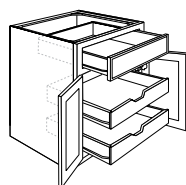
Spec Book page 67		643	720	725	752	774	777	785	845	869	939	900	927	929	1002
	B27 4DT														
	B30 4DT	661	741	747	774	797	800	808	871	896	968	928	956	958	1034
	B33 4DT	686	769	775	803	827	830	839	906	931	1005	964	994	996	1075
	B36 4DT	709	797	803	833	857	861	871	939	966	1044	1002	1031	1035	1117
	B39 4DT	734	826	834	864	891	894	904	975	1003	1084	1041	1072	1075	1159
	B42 4DT	760	856	864	896	924	927	937	1013	1042	1127	1080	1114	1118	1207
	B45 4DT	787	887	897	929	957	961	974	1051	1081	1169	1122	1156	1159	1252
	B48 4DT	815	918	927	961	992	996	1009	1089	1122	1212	1165	1200	1203	1298



Four deluxe roll-out trays
B27 Thru 39 4DT

Base Butt Door — 2 Deluxe Full-Width Trays

Spec Book page 67		498	565	570	591	610	613	622	673	693	751	720	742	744	806
	B24B 2DF														
	B27B 2DF	675	756	761	789	813	815	824	887	913	986	944	973	975	1052
	B30B 2DF	694	778	784	813	837	840	848	915	941	1016	974	1004	1006	1086



Two Deluxe full-width roll-out trays
B24B thru B30B 2DF

Avenue Maple	Avenue w/5 Piece Drawer Front Option Maple	Sutton Cliffs Hickory Square	Seneca Ridge Cherry Square	Sutton Cliffs Maple Square	Avenue Cherry	Avenue w/5 Piece Drawer Front Option Cherry	Somerton Hill Maple Square	Sutton Cliffs Cherry Square	Lariat/LaBelle Maple	Somerton Hill Cherry Square	Lariat/LaBelle Cherry	Tolani Maple Square	Tolani Cherry Square	PREVIOUS PRODUCT CODE	+ Add for Deluxe - SDT	+ Add for Deluxe w/Plywood Ends - PDT
769	831	792	814	838	839	902	879	939	943	982	1040	763	831	B 27 DT	49	175
799	863	822	845	870	871	937	913	975	979	1020	1080	792	863	B 30 DT	51	177
837	904	862	885	912	913	982	957	1022	1026	1069	1132	830	904	B 33 DT	55	179
876	946	902	927	955	955	1028	1002	1070	1074	1118	1185	869	946	B 36 DT	57	181
917	991	944	970	1000	1000	1076	1049	1120	1125	1171	1241	910	991	B 39 DT	59	184
959	1036	987	1015	1045	1046	1125	1097	1171	1176	1224	1297	951	1036	B 42 DT	91	216
1003	1083	1032	1061	1093	1093	1176	1147	1225	1229	1280	1356	995	1083	B 45 DT	93	218
1046	1130	1077	1107	1140	1141	1227	1196	1278	1283	1336	1415	1038	1130	B 48 DT	95	220
663	716	683	701	722	722	778	758	810	813	846	897	657	716	N/A	47	173
808	872	832	855	880	881	948	924	987	991	1031	1093	801	872	B 27 B DT	49	175
839	906	863	887	914	915	984	959	1024	1028	1071	1134	832	906	N/A	51	177
937	1008	958	979	1004	1004	1079	1039	1106	1104	1150	1204	948	1012	B 27 DDT	49	175
967	1040	989	1009	1037	1036	1114	1096	1142	1140	1187	1243	977	1045	B 30 DDT	51	177
1006	1082	1029	1051	1078	1079	1160	1117	1189	1186	1233	1296	1015	1086	B 33 4DDT	55	179
1044	1122	1068	1091	1120	1124	1209	1160	1236	1234	1285	1348	1054	1128	B 36 DDT	57	181
1085	1166	1111	1135	1166	1166	1253	1207	1287	1285	1337	1404	1094	1171	B 39 DDT	59	184
1127	1213	1155	1179	1211	1211	1302	1253	1337	1335	1389	1460	1135	1218	B 42 DDT	91	216
1170	1259	1200	1226	1259	1258	1352	1304	1390	1388	1444	1519	1178	1264	B 45 DDT	93	218
1214	1306	1244	1272	1306	1306	1405	1354	1444	1442	1499	1578	1223	1311	B 48 DDT	95	220
752	809	771	789	810	811	873	840	898	896	930	983	755	812	N/A	47	173
983	1058	1005	1027	1054	1054	1133	1091	1161	1158	1208	1264	995	1062	B 27 B DDT	49	175
1015	1092	1038	1059	1089	1088	1170	1151	1199	1197	1246	1305	1026	1097	N/A	51	177

BASE CABINETS

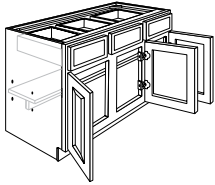
★ NOT available with upgrade PDT - Deluxe Plywood End Panel Option
 All prices in U.S. Dollars. All prices, models and specifications subject to change without notice.

Cabinet configuration will vary by product line.
 Please refer to Product Specification Book for details.

DESCRIPTION	PRODUCT CODE	Spring Valley Oak Square	Spring Valley Maple Square	Spring Valley Hickory Square	Spring Valley Cherry Square	Seneca Ridge Oak Square	Arbor Falls II	Portrait Oak	Whitebay II Square	Portrait/Fusion Maple	Portrait w/5 Piece Drawer Front Option Maple	Seneca Ridge Maple Square	Sutton Cliffs Oak Square	Portrait/Fusion Cherry	Portrait w/5 Piece Drawer Front Option Cherry
-------------	--------------	--------------------------	----------------------------	------------------------------	-----------------------------	-------------------------	----------------	--------------	--------------------	-----------------------	--	---------------------------	--------------------------	------------------------	---

Base Three Door — Half-Depth Shelf

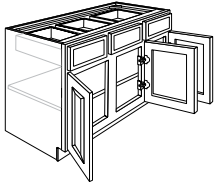
Spec Book page 67	B54 HDS	580	673	684	713	741	744	758	830	856	929	897	929	932	1010
-------------------	---------	-----	-----	-----	-----	-----	-----	-----	-----	-----	-----	-----	-----	-----	------



Half-depth shelf

Base Three Door — Full-Depth Shelf

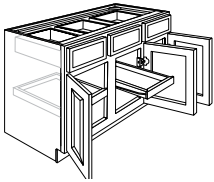
Spec Book page 67	B54 FDS	590	684	695	725	753	756	771	844	870	940	912	944	947	1021
-------------------	---------	-----	-----	-----	-----	-----	-----	-----	-----	-----	-----	-----	-----	-----	------



Full-depth shelf

Base Three Door — 3 Standard Trays

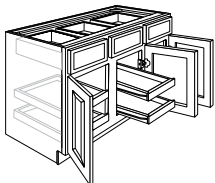
Spec Book page 68	B54 3ST	627	728	739	771	801	804	819	897	925	999	970	1004	1008	1085
-------------------	---------	-----	-----	-----	-----	-----	-----	-----	-----	-----	-----	-----	------	------	------



Three roll-out trays

Base Three Door — 6 Standard Trays

Spec Book page 68	B54 6ST	673	782	794	828	860	863	880	963	994	1073	1041	1078	1082	1165
-------------------	---------	-----	-----	-----	-----	-----	-----	-----	-----	-----	------	------	------	------	------



Six roll-out trays

Avenue Maple	Avenue w/5 Piece Drawer Front Option Maple	Sutton Cliffs Hickory Square	Seneca Ridge Cherry Square	Sutton Cliffs Maple Square	Avenue Cherry	Avenue w/5 Piece Drawer Front Option Cherry	Somerton Hill Maple Square	Sutton Cliffs Cherry Square	Lariat/LaBelle Maple	Somerton Hill Cherry Square	Lariat/LaBelle Cherry	Tolani Maple Square	Tolani Cherry Square	PREVIOUS PRODUCT CODE	+ Add for Deluxe – SDT	+ Add for Deluxe w/Plywood Ends – PDT
941	1014	969	995	1025	1026	1104	1076	1149	1154	1201	1272	933	1016	B 54 HDS	95	220
956	1033	985	1012	1042	1043	1122	1094	1168	1173	1221	1294	949	1033	B 54 FDS	95	220
1017	1099	1047	1076	1109	1109	1193	1163	1242	1247	1299	1376	1009	1099	B 54 3 ST	95	220
1092	1179	1124	1155	1190	1191	1281	1249	1333	1339	1394	1477	1083	1179	B 54 DT	95	220

BASE CABINETS

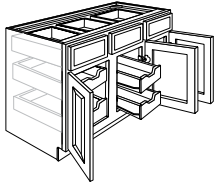
★ NOT available with upgrade PDT - Deluxe Plywood End Panel Option
 All prices in U.S. Dollars. All prices, models and specifications subject to change without notice.

Cabinet configuration will vary by product line.
 Please refer to Product Specification Book for details.

DESCRIPTION	PRODUCT CODE	Spring Valley Oak Square	Spring Valley Maple Square	Spring Valley Hickory Square	Spring Valley Cherry Square	Seneca Ridge Oak Square	Arbor Falls II	Portrait Oak	Whitebay II Square	Portrait/Fusion Maple	Portrait w/5 Piece Drawer Front Option Maple	Seneca Ridge Maple Square	Sutton Cliffs Oak Square	Portrait/Fusion Cherry	Portrait w/5 Piece Drawer Front Option Cherry
-------------	--------------	--------------------------	----------------------------	------------------------------	-----------------------------	-------------------------	----------------	--------------	--------------------	-----------------------	--	---------------------------	--------------------------	------------------------	---

Base Three Door — 6 Deluxe Trays

Spec Book page 68	B54 6DT	842	979	993	1036	1076	1080	1100	1205	1242	1343	1303	1348	1353	1461
-------------------	---------	-----	-----	-----	------	------	------	------	------	------	------	------	------	------	------

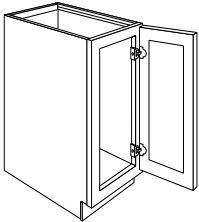


Six deep roll-out trays

Base Single Door Full-Height

Spec Book page 68	B9FH L or R (no drawer-/tray)	224	260	264	275	285	286	293	321	331	331	347	357	359	359
-------------------	-------------------------------	-----	-----	-----	-----	-----	-----	-----	-----	-----	-----	-----	-----	-----	-----

Specify L or R hinging

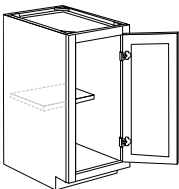


B9FH

Base Single Door Full-Height — Half-Depth Shelf

Spec Book page 69	B12FH L or R HDS	235	273	277	289	300	301	307	336	347	347	363	376	377	377
	B15FH L or R HDS	253	293	298	311	323	324	330	361	373	373	391	404	406	406
	B18FH L or R HDS	268	311	316	330	343	344	351	384	396	396	415	429	431	431
	B21FH L or R HDS	286	332	337	352	365	367	374	410	422	422	443	458	460	460
	B24FH L or R HDS	305	353	359	375	388	389	398	436	449	449	471	486	490	490

Specify L or R hinging

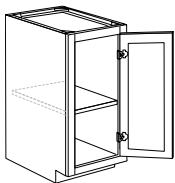


Half-depth shelf

Base Single Door Full-Height — Full-Depth Shelf

Spec Book page 69	B12FH L or R FDS	238	276	280	293	304	305	311	340	351	351	368	381	382	382
	B15FH L or R FDS	256	297	302	315	327	328	335	366	378	378	396	410	412	412
	B18FH L or R FDS	272	316	321	335	348	349	356	390	402	402	421	436	438	438
	B21FH L or R FDS	291	338	343	358	372	373	380	416	429	429	450	466	468	468
	B24FH L or R FDS	309	359	364	380	395	396	404	442	456	456	478	495	497	497

Specify L or R hinging



Full-depth shelf

Avenue Maple	Avenue w/5 Piece Drawer Front Option Maple	Sutton Cliffs Hickory Square	Seneca Ridge Cherry Square	Sutton Cliffs Maple Square	Avenue Cherry	Avenue w/5 Piece Drawer Front Option Cherry	Somerton Hill Maple Square	Sutton Cliffs Cherry Square	Lariat/LaBelle Maple	Somerton Hill Cherry Square	Lariat/LaBelle Cherry	Tolani Maple Square	Tolani Cherry Square	PREVIOUS PRODUCT CODE	+ Add for Deluxe – SDT	+ Add for Deluxe w/Plywood Ends – PDT
1366	1470	1407	1445	1489	1490	1601	1551	1668	1669	1740	1847	1354	1475	B 54 6 DT	95	220
363	363	374	384	394	396	396	416	444	446	464	491	360	391	B 9 FH L or R	-	126
381	381	392	403	415	415	415	436	465	467	486	515	378	411	B 12 FH L or R HDS	-	126
410	410	422	433	446	447	447	468	500	502	523	554	406	442	B 15 FH L or R HDS	-	126
435	435	449	460	474	475	475	498	531	534	556	589	432	470	B 18 FH L or R HDS	-	126
464	464	479	491	506	506	506	531	567	569	593	628	460	501	B 21 FH L or R HDS	-	126
494	494	509	521	539	539	539	565	604	606	631	669	489	534	B 24 FH L or R HDS	-	126
386	386	397	408	421	421	421	441	471	473	493	522	383	417	B 12 FH L or R FDS	-	126
415	415	428	439	453	453	453	475	507	509	530	562	412	449	B 15 FH L or R FDS	-	126
442	442	455	467	481	482	482	505	539	542	564	597	438	477	B 18 FH L or R FDS	-	126
472	472	486	499	514	515	515	540	576	579	603	638	468	510	B 21 FH L or R FDS	-	126
501	501	516	530	546	547	547	573	612	615	640	678	497	541	B 24 FH L or R FDS	-	126

BASE CABINETS

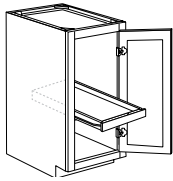
★ NOT available with upgrade PDT - Deluxe Plywood End Panel Option
 All prices in U.S. Dollars. All prices, models and specifications subject to change without notice.

Cabinet configuration will vary by product line.
 Please refer to Product Specification Book for details.

DESCRIPTION	PRODUCT CODE	Spring Valley Oak Square	Spring Valley Maple Square	Spring Valley Hickory Square	Spring Valley Cherry Square	Seneca Ridge Oak Square	Arbor Falls II	Portrait Oak	Whitebay II Square	Portrait/Fusion Maple	Portrait w/5 Piece Drawer Front Option Maple	Seneca Ridge Maple Square	Sutton Cliffs Oak Square	Portrait/Fusion Cherry	Portrait w/5 Piece Drawer Front Option Cherry
-------------	--------------	--------------------------	----------------------------	------------------------------	-----------------------------	-------------------------	----------------	--------------	--------------------	-----------------------	--	---------------------------	--------------------------	------------------------	---

Base Single Door Full-Height — 1 Standard Tray

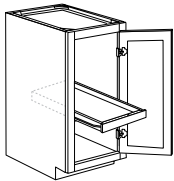
Spec Book page 69	B12FH L or R 1ST	254	295	299	312	324	325	332	363	375	375	393	406	408	408
	B15FH L or R 1ST	273	317	322	336	349	350	357	391	403	403	422	437	439	439
	B18FH L or R 1ST	290	337	342	357	371	372	379	415	428	428	449	464	466	466
	B21FH L or R 1ST	309	359	365	381	395	397	404	443	457	457	479	495	497	497
	B24FH L or R 1ST	329	382	388	405	421	422	431	471	486	486	510	527	529	529



Specify L or R hinging

Base Single Door Full-Height — 2 Standard Trays

Spec Book page 69	B12FH L or R 2ST	273	317	322	336	349	350	357	391	403	403	423	438	439	439
	B15FH L or R 2ST	293	340	346	361	375	376	383	419	433	433	453	469	471	471
	B18FH L or R 2ST	312	362	368	383	398	400	407	446	460	460	482	499	501	501
	B21FH L or R 2ST	332	386	392	409	425	426	434	475	490	490	514	532	534	534
	B24FH L or R 2ST	354	411	417	435	452	454	463	506	522	522	548	567	569	569

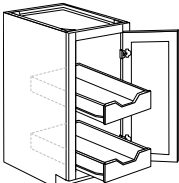


One roll-out tray

Specify L or R hinging

Base Single Door Full-Height — 2 Deluxe Trays

Spec Book page 70	B12FH L or R 2DT	359	403	407	421	434	436	440	475	488	488	507	522	523	523
	B15FH L or R 2DT	379	425	430	445	459	461	466	503	517	517	540	554	555	555
	B18FH L or R 2DT	397	447	452	468	482	485	491	530	545	545	567	584	585	585
	B21FH L or R 2DT	418	471	476	494	509	511	517	559	575	575	597	616	618	618
	B24FH L or R 2DT	440	496	501	520	537	539	546	590	607	607	631	651	654	654

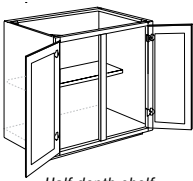


Two deluxe roll-out trays

Specify L or R hinging

Base Double Door Full-Height — Half-Depth Shelf

Spec Book page 70	B24BFH HDS	320	371	377	394	407	408	418	458	471	471	495	510	515	515
	B27FH HDS	371	431	438	457	474	476	485	531	548	548	574	594	597	597
	B27BFH HDS	390	453	460	480	498	500	509	558	575	575	603	624	627	627
	B30FH HDS	386	448	455	474	493	494	504	552	569	569	596	617	620	620
	B30BFH HDS	405	470	478	498	518	519	529	580	597	597	626	648	651	651
	B33FH HDS	404	469	478	497	516	518	528	578	596	596	625	647	649	649
	B36FH HDS	423	491	498	520	540	542	553	605	624	624	654	677	679	679
	B39FH HDS	443	514	522	545	566	568	579	634	654	654	685	709	712	712
	B42FH HDS	463	537	546	569	592	594	605	662	683	683	716	741	744	744
	B45FH HDS	484	562	571	595	619	621	633	693	714	714	749	775	778	778
	B48FH HDS	505	586	595	621	645	647	660	723	745	745	781	809	812	812



Half-depth shelf
B27FH thru B48FH HDS

Avenue Maple	Avenue w/5 Piece Drawer Front Option Maple	Sutton Cliffs Hickory Square	Seneca Ridge Cherry Square	Sutton Cliffs Maple Square	Avenue Cherry	Avenue w/5 Piece Drawer Front Option Cherry	Somerton Hill Maple Square	Sutton Cliffs Cherry Square	Lariat/LaBelle Maple	Somerton Hill Cherry Square	Lariat/LaBelle Cherry	Tolani Maple Square	Tolani Cherry Square	PREVIOUS PRODUCT CODE	+ Add for Deluxe – SDT	+ Add for Deluxe w/Plywood Ends – PDT
412	412	424	436	449	449	449	471	503	505	526	557	409	445	B 12 FH L or R 1 ST	-	126
443	443	456	468	483	483	483	506	541	543	565	599	439	478	B 15 FH L or R 1 ST	-	126
470	470	484	498	513	513	513	538	574	577	601	636	467	508	B 18 FH L or R 1 ST	-	126
502	502	517	531	547	547	547	574	613	615	641	679	498	542	B 21 FH L or R 1 ST	-	126
534	534	550	565	582	583	583	611	653	655	682	723	530	577	B 24 FH L or R 1 ST	-	126
443	443	457	469	483	484	484	507	542	544	566	600	440	479	B 12 FH L or R ST	-	126
475	475	489	503	518	518	518	544	581	583	607	643	472	514	B 15 FH L or R ST	-	126
506	506	521	535	551	551	551	578	618	620	646	684	502	546	B 18 FH L or R ST	-	126
539	539	555	570	587	588	588	616	658	661	688	729	534	582	B 21 FH L or R ST	-	126
574	574	591	607	626	626	626	657	701	704	733	777	569	620	B 24 FH L or R ST	-	126
528	528	541	553	568	567	567	587	626	625	650	682	533	571	B 12 FH L or R DT	-	126
560	560	574	586	602	602	602	623	664	664	689	726	564	605	B 15 FH L or R DT	-	126
590	590	605	618	636	635	635	659	701	700	728	767	594	638	B 18 FH L or R DT	-	126
624	624	640	653	671	672	672	696	742	741	770	811	627	674	B 21 FH L or R DT	-	126
659	659	676	690	710	710	710	736	785	784	815	859	662	712	B 24 FH L or R DT	-	126
519	519	534	547	566	566	566	593	634	636	663	702	513	561	N/A	-	126
602	602	620	637	656	657	657	689	735	738	769	814	597	650	BFH 27 HDS	-	126
632	632	651	669	689	690	690	723	772	775	807	855	627	683	BFH 27 B HDS	-	126
625	625	644	662	682	682	682	715	764	767	798	846	620	675	BFH 30 HDS	-	126
656	656	676	695	716	716	716	751	802	805	838	888	651	709	N/A	-	126
655	655	676	693	714	715	715	749	800	804	837	886	650	708	BFH 33 HDS	-	126
686	686	706	725	747	748	748	784	837	841	875	927	680	741	BFH 36 HDS	-	126
718	718	739	760	783	783	783	821	877	881	917	971	712	776	BFH 39 HDS	-	126
751	751	773	794	819	819	819	859	917	921	959	1016	745	811	BFH 42 HDS	-	126
785	785	808	831	856	856	856	898	959	963	1002	1062	779	848	BFH 45 HDS	-	126
819	819	843	867	893	893	893	937	1001	1005	1046	1108	813	885	BFH 48 HDS	-	126

BASE CABINETS

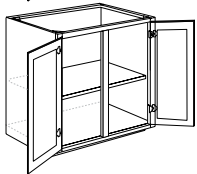
★ NOT available with upgrade PDT - Deluxe Plywood End Panel Option
 All prices in U.S. Dollars. All prices, models and specifications subject to change without notice.

Cabinet configuration will vary by product line.
 Please refer to Product Specification Book for details.

DESCRIPTION	PRODUCT CODE	Spring Valley Oak Square	Spring Valley Maple Square	Spring Valley Hickory Square	Spring Valley Cherry Square	Seneca Ridge Oak Square	Arbor Falls II	Portrait Oak	Whitebay II Square	Portrait/Fusion Maple	Portrait w/5 Piece Drawer Front Option Maple	Seneca Ridge Maple Square	Sutton Cliffs Oak Square	Portrait/Fusion Cherry	Portrait w/5 Piece Drawer Front Option Cherry
-------------	--------------	--------------------------	----------------------------	------------------------------	-----------------------------	-------------------------	----------------	--------------	--------------------	-----------------------	--	---------------------------	--------------------------	------------------------	---

Base Double Door Full-Height — Full-Depth Shelf

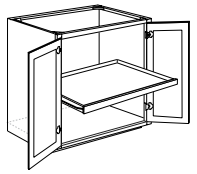
Spec Book page 71		324	377	382	399	415	416	424	464	479	479	502	520	522	522
	B24B FH FDS														
	B27FH FDS	377	437	444	464	482	483	493	539	556	556	583	603	606	606
	B27BFH FDS	396	460	467	487	506	508	518	567	584	584	613	634	636	636
	B30FH FDS	391	454	461	481	500	501	511	559	577	577	605	626	628	628
	B30BFH FDS	411	477	484	505	525	526	537	587	606	606	635	657	659	659
	B33FH FDS	410	476	484	504	524	526	536	587	605	605	635	657	659	659
	B36FH FDS	429	498	506	528	548	550	561	614	633	633	664	687	690	690
	B39FH FDS	449	522	530	553	574	576	587	643	663	663	695	720	722	722
	B42FH FDS	470	546	555	579	601	603	615	673	694	694	728	753	756	756
	B45FH FDS	491	570	579	604	628	630	642	703	725	725	760	787	790	790
	B48FH FDS	514	596	606	632	656	658	671	735	758	758	795	822	825	825



Full-depth shelf
B27FH thru B48FH FDS

Base Double Door Full-Height — 2 Standard Trays

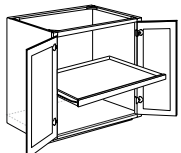
Spec Book page 71		401	466	473	494	513	514	525	574	592	592	621	642	645	645
	B27FH 2ST														
	B30FH 2ST	417	484	491	513	533	534	545	596	615	615	645	667	670	670
	B33FH 2ST	437	507	515	537	558	560	571	625	645	645	676	699	702	702
	B36FH 2ST	457	531	539	562	584	586	597	654	675	675	707	732	734	734
	B39FH 2ST	479	556	564	589	612	614	626	685	707	707	740	766	769	769
	B42FH 2ST	501	581	590	616	640	642	654	716	739	739	774	801	804	804
	B45FH 2ST	523	607	617	644	669	671	684	749	772	772	809	838	841	841
	B48FH 2ST	546	634	644	672	698	700	714	781	806	806	845	874	877	877



One full-width
roll-out tray

Base Butt Door Full-Height — 1 Full-Width Tray

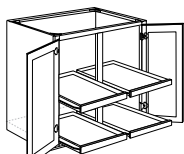
Spec Book page 71		345	401	407	425	442	443	453	495	510	510	536	553	555	555
	B24BFH 1FT														
	B27BFH 1FT	421	489	496	518	538	540	550	602	621	621	651	674	677	677
	B30BFH 1FT	438	508	516	539	560	561	572	626	646	646	677	700	704	704



One full-width
roll-out tray

Base Double Door Full-Height — 4 Standard Trays

Spec Book page 72		432	502	509	531	552	554	565	618	638	638	668	692	694	694
	B27FH 4ST														
	B30FH 4ST	449	521	529	552	574	575	587	642	662	662	694	719	721	721
	B33FH 4ST	471	547	555	579	602	604	616	674	695	695	729	754	757	757
	B36FH 4ST	491	570	579	604	628	630	642	703	725	725	760	787	789	789
	B39FH 4ST	516	599	608	635	659	662	674	738	762	762	798	826	829	829
	B42FH 4ST	537	624	633	661	687	689	702	769	793	793	831	860	863	863
	B45FH 4ST	562	653	663	692	719	721	735	805	830	830	870	900	904	904
	B48FH 4ST	586	681	691	721	749	751	766	839	865	865	907	938	942	942



Four standard
roll-out trays

Avenue Maple	Avenue w/5 Piece Drawer Front Option Maple	Sutton Cliffs Hickory Square	Seneca Ridge Cherry Square	Sutton Cliffs Maple Square	Avenue Cherry	Avenue w/5 Piece Drawer Front Option Cherry	Somerton Hill Maple Square	Sutton Cliffs Cherry Square	Lariat/LaBelle Maple	Somerton Hill Cherry Square	Lariat/LaBelle Cherry	Tolani Maple Square	Tolani Cherry Square	PREVIOUS PRODUCT CODE	+ Add for Deluxe - SDT	+ Add for Deluxe w/Plywood Ends - PDT
526	526	542	557	573	574	574	602	643	646	672	712	522	568	N/A	-	126
611	611	629	647	666	667	667	699	747	750	780	827	606	660	BFH 27 FDS	-	126
642	642	661	680	700	701	701	735	784	788	820	869	637	694	BFH 27 B FDS	-	126
634	634	653	671	691	692	692	725	775	778	810	858	629	685	BH 30 FDS	-	126
666	666	686	705	726	727	727	761	814	817	851	901	660	719	N/A	-	126
665	665	685	704	725	726	726	761	813	816	849	900	660	719	BH 33 FDS	-	126
696	696	717	736	759	759	759	796	850	853	889	941	690	752	BFH 36 FDS	-	126
729	729	751	771	795	795	795	834	890	894	931	986	723	787	BFH 39 FDS	-	126
763	763	786	807	832	832	832	873	932	936	974	1032	757	824	BFH 42 FDS	-	126
797	797	821	843	869	869	869	911	973	977	1018	1078	791	861	BFH 45 FDS	-	126
833	833	858	881	908	909	909	953	1017	1022	1064	1127	826	900	BFH 48 FDS	-	126
651	651	670	689	710	710	710	744	795	798	831	880	646	703	BFH 27 ST	-	126
676	676	696	715	737	737	737	773	826	829	863	914	671	730	BFH 30 ST	-	126
708	708	729	750	772	773	773	810	865	869	905	958	703	765	BFH 33 ST	-	126
741	741	763	784	808	808	808	848	905	909	946	1003	735	801	BFH 36 ST	-	126
776	776	799	821	846	847	847	888	948	952	991	1050	770	839	BFH 39 ST	-	126
812	812	836	859	885	885	885	928	991	995	1037	1098	805	877	BFH 42 ST	-	126
849	849	874	898	925	926	926	971	1037	1041	1084	1148	842	917	BFH 45 ST	-	126
886	886	912	937	965	966	966	1013	1082	1086	1131	1198	879	957	BFH 48 ST	-	126
561	561	578	593	611	612	612	642	686	688	716	759	557	606	N/A	-	126
683	683	703	722	744	745	745	781	834	837	872	924	677	738	BFH 27 B ST	-	126
710	710	731	751	774	774	774	812	867	870	906	960	705	767	N/A	-	126
701	701	722	741	764	764	764	802	856	859	895	948	695	757	BFH 27 DT	-	126
728	728	750	770	794	794	794	833	889	893	930	985	722	786	BFH 30 DT	-	126
764	764	787	808	833	833	833	874	933	937	975	1033	758	825	BFH 33 DT	-	126
797	797	820	843	869	869	869	911	973	977	1017	1078	790	861	BFH 36 DT	-	126
837	837	862	885	912	913	913	957	1022	1026	1069	1132	830	904	BFH 39 DT	-	126
871	871	897	922	950	950	950	997	1064	1069	1113	1179	864	941	BFH 42 DT	-	126
912	912	939	965	994	995	995	1043	1114	1119	1165	1234	905	985	BFH 45 DT	-	126
951	951	979	1006	1036	1037	1037	1087	1161	1166	1214	1286	943	1027	BFH 48 DT	-	126

BASE CABINETS

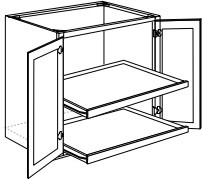
★ NOT available with upgrade PDT - Deluxe Plywood End Panel Option
 All prices in U.S. Dollars. All prices, models and specifications subject to change without notice.

Cabinet configuration will vary by product line.
 Please refer to Product Specification Book for details.

DESCRIPTION	PRODUCT CODE	Spring Valley Oak Square	Spring Valley Maple Square	Spring Valley Hickory Square	Spring Valley Cherry Square	Seneca Ridge Oak Square	Arbor Falls II	Portrait Oak	Whitebay II Square	Portrait/Fusion Maple	Portrait w/5 Piece Drawer Front Option Maple	Seneca Ridge Maple Square	Sutton Cliffs Oak Square	Portrait/Fusion Cherry	Portrait w/5 Piece Drawer Front Option Cherry
-------------	--------------	--------------------------	----------------------------	------------------------------	-----------------------------	-------------------------	----------------	--------------	--------------------	-----------------------	--	---------------------------	--------------------------	------------------------	---

Base Butt Door Full-Height — 2 Full-Width Trays

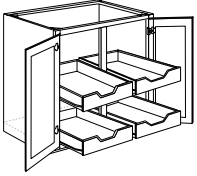
Spec Book page 72	B24BFH 2FT	372	432	438	457	475	477	486	531	548	548	575	595	597	597
	B27BFH 2FT	454	527	535	558	580	582	593	650	670	670	702	727	730	730
	B30BFH 2FT	471	547	555	580	603	604	616	674	695	695	729	755	757	757



Two full-width roll-out trays

Base Double Door Full-Height — 4 Deluxe Trays

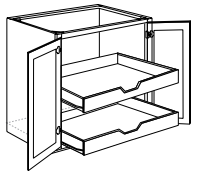
Spec Book page 72	B27FH 4DT	602	671	676	701	720	723	731	785	807	807	834	859	861	861
	B30FH 4DT	619	691	696	721	742	744	752	809	832	832	861	887	888	888
	B33FH 4DT	641	716	723	748	770	773	781	841	864	864	895	922	924	924
	B36FH 4DT	661	740	746	773	796	799	808	870	894	894	927	953	956	956
	B39FH 4DT	685	768	775	804	827	830	840	906	931	931	964	994	993	993
	B42FH 4DT	707	794	801	829	855	857	867	935	963	963	998	1027	1030	1030
	B45FH 4DT	731	823	831	860	886	890	900	971	998	998	1036	1068	1070	1070
	B48FH 4DT	756	850	859	890	917	921	931	1006	1034	1034	1073	1105	1109	1109



Four deluxe roll-out trays

Base Butt Door Full-Height — 2 Deluxe Full-Width Trays

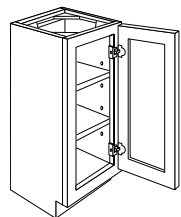
Spec Book page 72	B24BFH 2DF	462	521	526	546	564	566	573	620	637	637	663	684	687	687
	B27BFH 2DF	633	705	711	737	757	760	769	825	849	849	877	903	906	906
	B30BFH 2DF	650	726	731	757	779	781	790	849	874	874	904	931	932	932



Two Deluxe full-width roll-out trays

Base Single Door Full-Height — 12" Deep

Spec Book page 73	B1212FH L or R	224	260	264	275	286	287	293	320	330	330	346	358	360	360	
	B1512FH L or R	241	279	284	296	308	309	315	344	355	355	372	385	387	387	
	B1812FH L or R	255	296	300	313	326	327	333	365	376	376	394	408	410	410	
	B2112FH L or R	273	317	322	336	349	350	357	390	403	403	422	437	438	438	
	B2412FH L or R	290	337	342	357	371	372	380	416	429	429	449	465	467	467	
	Specify L or R hinging															



Two full-depth shelves

Avenue Maple	Avenue w/5 Piece Drawer Front Option Maple	Sutton Cliffs Hickory Square	Seneca Ridge Cherry Square	Sutton Cliffs Maple Square	Avenue Cherry	Avenue w/5 Piece Drawer Front Option Cherry	Somerton Hill Maple Square	Sutton Cliffs Cherry Square	Lariat/LaBelle Maple	Somerton Hill Cherry Square	Lariat/LaBelle Cherry	Tolani Maple Square	Tolani Cherry Square	PREVIOUS PRODUCT CODE	+ Add for Deluxe – SDT	+ Add for Deluxe w/Plywood Ends – PDT
603	603	621	637	657	657	657	690	736	739	770	816	597	651	N/A	-	126
736	736	758	779	803	803	803	842	899	903	940	996	730	795	BFH 27 B DT	-	126
764	764	788	809	834	834	834	875	933	938	977	1034	758	825	N/A	-	126
869	869	888	907	930	930	930	961	1023	1020	1058	1113	880	939	BFH 27 DDT	-	126
896	896	917	935	960	960	960	991	1056	1054	1092	1149	907	968	BFH 30 DDT	-	126
932	932	953	973	999	999	999	1032	1100	1097	1137	1197	942	1007	BFH 33 DDT	-	126
965	965	987	1008	1035	1034	1034	1070	1140	1138	1180	1241	975	1042	BFH 36 DDT	-	126
1005	1005	1029	1051	1078	1078	1078	1112	1188	1186	1234	1296	1014	1082	BFH 39 DDT	-	126
1040	1040	1064	1087	1116	1115	1115	1155	1231	1229	1277	1343	1049	1124	BFH 42 DDT	-	126
1080	1080	1107	1129	1161	1160	1160	1202	1281	1279	1330	1398	1088	1167	BFH 45 DDT	-	126
1118	1118	1146	1171	1202	1202	1202	1246	1328	1326	1377	1449	1127	1208	BFH 48 DDT	-	126
692	692	710	725	746	746	746	773	824	823	856	902	695	748	N/A	-	126
914	914	934	954	978	978	978	1011	1076	1073	1112	1170	925	987	BFH 27 B DDT	-	126
941	941	963	982	1008	1008	1008	1041	1109	1107	1147	1206	952	1016	N/A	-	126
363	363	374	384	396	396	396	415	443	445	464	491	360	392	BFH 1212	-	85
390	390	402	413	426	426	426	446	477	479	498	528	387	422	BFH 1512	-	85
413	413	426	437	451	451	451	473	505	507	528	559	410	446	BFH 1812	-	85
442	442	456	468	482	483	483	506	540	543	565	599	439	478	BFH 2112	-	85
471	471	485	498	514	514	514	539	575	578	602	637	467	509	BFH 2412	-	85

BASE CABINETS

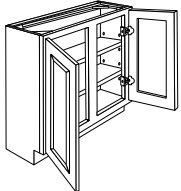
★ NOT available with upgrade PDT - Deluxe Plywood End Panel Option
 All prices in U.S. Dollars. All prices, models and specifications subject to change without notice.

Cabinet configuration will vary by product line.
 Please refer to Product Specification Book for details.

DESCRIPTION	PRODUCT CODE	Spring Valley Oak Square	Spring Valley Maple Square	Spring Valley Hickory Square	Spring Valley Cherry Square	Seneca Ridge Oak Square	Arbor Falls II	Portrait Oak	Whitebay II Square	Portrait/Fusion Maple	Portrait w/5 Piece Drawer Front Option Maple	Seneca Ridge Maple Square	Sutton Cliffs Oak Square	Portrait/Fusion Cherry	Portrait w/5 Piece Drawer Front Option Cherry
-------------	--------------	--------------------------	----------------------------	------------------------------	-----------------------------	-------------------------	----------------	--------------	--------------------	-----------------------	--	---------------------------	--------------------------	------------------------	---

Base Double Door Full-Height — 12" Deep

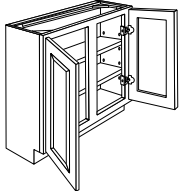
Spec Book page 73	B2712FH	354	411	417	435	452	454	462	506	522	522	547	566	569	569
	B3012FH	367	427	433	452	470	471	480	526	542	542	568	588	591	591



Two full-depth shelves

Base Butt Door Full-Height — 12" Deep

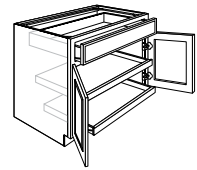
Spec Book page 73	B2412BFH	305	354	359	375	390	391	399	437	450	450	471	488	490	490
	B2712BFH	372	432	439	458	475	477	486	532	549	549	575	596	598	598
	B3012BFH	385	448	455	475	494	495	504	552	569	569	596	617	621	621



Two full-depth shelves

Base Single Drawer — 2 Standard Full-Width Trays

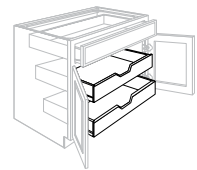
Spec Book page 73	BSD30B 2FT	568	659	670	699	726	728	742	813	838	905	879	909	913	983
	BSD36B 2FT	622	723	734	766	796	798	814	891	919	992	963	997	1000	1078



Two standard roll-out trays

Base Single Drawer — 2 Deluxe Full-Width Trays

Spec Book page 74	BSD30B 2DF	738	829	837	867	893	896	908	979	1007	1088	1046	1077	1080	1164
	BSD36B 2DF	792	892	901	934	962	966	978	1057	1088	1175	1129	1163	1167	1258



Two deluxe roll-out trays

Avenue Maple	Avenue w/5 Piece Drawer Front Option Maple	Sutton Cliffs Hickory Square	Seneca Ridge Cherry Square	Sutton Cliffs Maple Square	Avenue Cherry	Avenue w/5 Piece Drawer Front Option Cherry	Somerton Hill Maple Square	Sutton Cliffs Cherry Square	Lariat/LaBelle Maple	Somerton Hill Cherry Square	Lariat/LaBelle Cherry	Tolani Maple Square	Tolani Cherry Square	PREVIOUS PRODUCT CODE	+ Add for Deluxe – SDT	+ Add for Deluxe w/Plywood Ends – PDT
574	574	591	607	626	626	626	656	701	704	733	776	569	620	BFH 2712	-	85
596	596	614	631	650	650	650	682	728	731	761	806	591	644	BFH 3012	-	85
495	495	509	523	540	540	540	566	604	607	632	669	490	534	N/A	-	85
603	603	621	638	658	658	658	690	737	740	770	816	599	652	BFH 2712 B	-	85
626	626	645	663	683	683	683	716	764	768	799	846	621	676	N/A	-	85
921	995	948	975	1004	1005	1081	1053	1125	1130	1176	1246	914	995	BSD 30 DT	51	177
1010	1091	1040	1068	1101	1101	1185	1155	1233	1238	1289	1366	1002	1091	BSD 36 DT	57	181
1089	1172	1116	1139	1170	1170	1257	1210	1291	1290	1338	1415	1098	1177	BSD 30 DDT	51	177
1177	1264	1206	1232	1266	1266	1360	1312	1399	1398	1452	1535	1186	1272	BSD 36 DDT	57	181

BASE CABINETS

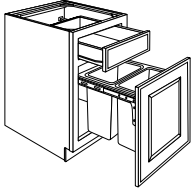
★ NOT available with upgrade PDT - Deluxe Plywood End Panel Option
 All prices in U.S. Dollars. All prices, models and specifications subject to change without notice.

Cabinet configuration will vary by product line.
 Please refer to Product Specification Book for details.

DESCRIPTION	PRODUCT CODE	Spring Valley Oak Square	Spring Valley Maple Square	Spring Valley Hickory Square	Spring Valley Cherry Square	Seneca Ridge Oak Square	Arbor Falls II	Portrait Oak	Whitebay II Square	Portrait/Fusion Maple	Portrait w/5 Piece Drawer Front Option Maple	Seneca Ridge Maple Square	Sutton Cliffs Oak Square	Portrait/Fusion Cherry	Portrait w/5 Piece Drawer Front Option Cherry
-------------	--------------	--------------------------	----------------------------	------------------------------	-----------------------------	-------------------------	----------------	--------------	--------------------	-----------------------	--	---------------------------	--------------------------	------------------------	---

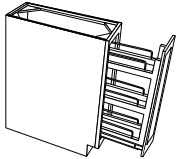
Base Wastebasket Top Mount

Spec Book page 74	BWBT15	584	630	631	648	660	662	664	700	717	774	732	749	749	807
	BWBT18-2	645	694	695	713	726	729	730	769	788	849	803	821	822	886



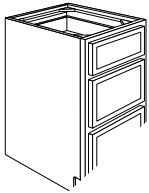
Base Pull-Out 9

Spec Book page 74	BP09	538	624	634	661	687	689	703	769	793	793	832	861	864	864
-------------------	------	-----	-----	-----	-----	-----	-----	-----	-----	-----	-----	-----	-----	-----	-----



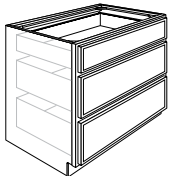
Base Three Drawer

Spec Book page 74	BD12-3D	363	429	444	545	363	366	363	393	475	509	429	363	543	582
	BD15-3D	390	461	477	585	390	393	390	422	511	546	461	390	584	625
	BD18-3D	419	495	512	629	419	422	419	453	548	587	495	419	627	671
	BD21-3D	449	531	549	674	449	453	449	486	588	629	531	449	672	719
	BD24-3D	480	567	587	720	480	484	480	519	628	672	567	480	719	769
	BD27-3D	513	606	627	769	513	517	513	554	671	718	606	513	768	821



Base Three Drawer — Full Extension

Spec Book page 75	BD30-3D	640	756	783	961	640	645	640	692	838	897	756	640	958	1025
	BD36-3D	691	817	845	1037	691	697	691	748	905	968	817	691	1034	1107



Avenue Maple	Avenue w/5 Piece Drawer Front Option Maple	Sutton Cliffs Hickory Square	Seneca Ridge Cherry Square	Sutton Cliffs Maple Square	Avenue Cherry	Avenue w/5 Piece Drawer Front Option Cherry	Somerton Hill Maple Square	Sutton Cliffs Cherry Square	Lariat/LaBelle Maple	Somerton Hill Cherry Square	Lariat/LaBelle Cherry	Tolani Maple Square	Tolani Cherry Square	PREVIOUS PRODUCT CODE	+ Add for Deluxe – SDT	+ Add for Deluxe w/Plywood Ends – PDT
756	813	768	777	794	792	851	819	854	858	878	909	782	816	BWT 15	41	167
829	892	841	851	869	869	933	897	933	938	959	992	858	897	BWT 18-2	43	169
872	872	898	923	950	951	951	997	1065	1069	1113	1179	865	942	BPO 9	-	126
475	513	444	545	429	543	589	488	545	513	565	597	475	543	BD3 12	161	285
511	551	477	585	461	584	633	524	585	551	607	641	511	584	BD3 15	168	293
548	592	512	629	495	627	680	563	629	592	652	689	548	627	BD3 18	174	300
588	634	549	674	531	672	728	603	674	634	699	738	588	672	BD3 21	181	307
628	678	587	720	567	719	779	645	720	678	747	789	628	719	BD3 24	189	315
671	724	627	769	606	768	832	689	769	724	798	843	671	768	N/A	197	323
838	904	783	961	756	958	1038	860	961	904	996	1052	838	958	BD3 30 FE	205	331
905	976	845	1037	817	1034	1121	929	1037	976	1075	1136	905	1034	BD3 36 FE	223	348

BASE CABINETS

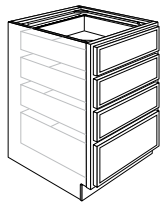
★ NOT available with upgrade PDT - Deluxe Plywood End Panel Option
 All prices in U.S. Dollars. All prices, models and specifications subject to change without notice.

Cabinet configuration will vary by product line.
 Please refer to Product Specification Book for details.

DESCRIPTION	PRODUCT CODE	Spring Valley Oak Square	Spring Valley Maple Square	Spring Valley Hickory Square	Spring Valley Cherry Square	Seneca Ridge Oak Square	Arbor Falls II	Portrait Oak	Whitebay II Square	Portrait/Fusion Maple	Portrait w/5 Piece Drawer Front Option Maple	Seneca Ridge Maple Square	Sutton Cliffs Oak Square	Portrait/Fusion Cherry	Portrait w/5 Piece Drawer Front Option Cherry
-------------	--------------	--------------------------	----------------------------	------------------------------	-----------------------------	-------------------------	----------------	--------------	--------------------	-----------------------	--	---------------------------	--------------------------	------------------------	---

Base Four Drawer

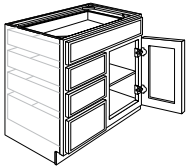
Spec Book page 75



BD12-4D	388	459	475	582	388	391	388	420	508	544	459	388	581	622
BD15-4D	418	494	511	627	418	421	418	452	547	586	494	418	626	670
BD18-4D	449	531	549	674	449	453	449	486	588	629	531	449	672	719
BD21-4D	480	567	587	720	480	484	480	519	628	672	567	480	719	769
BD24-4D	514	608	629	772	514	518	514	556	673	720	608	514	769	823
BD27-4D	551	652	675	828	551	556	551	596	722	772	652	551	825	883

Base Combination Four Drawer — Full-Depth Shelf

Spec Book page 75

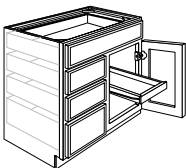


BCD24 DL or DR- 4D FDS512	594	603	629	601	563	599	643	678	736	717	708	724	785
BCD30 DL or DR- 4D FDS553	642	652	681	650	609	648	696	734	796	776	765	783	849
BCD36 DL or DR- 4D FDS606	704	715	746	712	667	710	762	804	873	850	839	858	931

Specify DL or DR hinging

Base Combination Four Drawer — 1 Standard Tray

Spec Book page 76

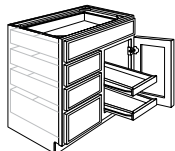


BCD24 DL or DR- 4D 1ST504	585	594	620	592	554	590	634	668	725	707	697	713	774
BCD30 DL or DR- 4D 1ST545	633	643	670	640	600	638	685	723	784	764	754	771	837
BCD36 DL or DR- 4D 1ST597	694	704	735	701	657	700	751	792	860	838	826	845	917

Specify DL or DR hinging

Base Combination Four Drawer — 2 Standard Trays

Spec Book page 76



BCD24 DL or DR- 4D 2ST541	628	638	665	635	595	633	680	717	778	758	748	765	830
BCD30 DL or DR- 4D 2ST586	680	691	721	688	645	686	737	777	843	822	811	829	900
BCD36 DL or DR- 4D 2ST642	746	757	790	754	706	752	807	852	924	900	888	909	986

Specify DL or DR hinging

Avenue Maple	Avenue w/5 Piece Drawer Front Option Maple	Sutton Cliffs Hickory Square	Seneca Ridge Cherry Square	Sutton Cliffs Maple Square	Avenue Cherry	Avenue w/5 Piece Drawer Front Option Cherry	Somerton Hill Maple Square	Sutton Cliffs Cherry Square	Lariat/LaBelle Maple	Somerton Hill Cherry Square	Lariat/LaBelle Cherry	Tolani Maple Square	Tolani Cherry Square	PREVIOUS PRODUCT CODE	+ Add for Deluxe – SDT	+ Add for Deluxe w/Plywood Ends – PDT
508	548	475	582	459	581	629	521	582	548	604	638	508	581	BD4 12	173	299
547	591	511	627	494	626	678	562	627	591	650	687	547	626	BD4 15	182	308
588	634	549	674	531	672	728	603	674	634	699	738	588	672	BD4 18	193	318
628	678	587	720	567	719	779	645	720	678	747	789	628	719	BD4 21	202	327
673	726	629	772	608	769	834	691	772	726	800	845	673	769	BD4 24	212	337
722	779	675	828	652	825	894	741	828	779	858	906	722	825	N/A	222	347
807	863	732	785	768	860	919	804	875	841	908	939	740	789	BD4C 24 FDS	212	337
873	933	792	849	831	930	994	870	946	910	982	1015	800	853	BD4C 30 FDS	232	382
957	1022	868	930	910	1019	1090	953	1037	997	1076	1113	877	935	BD4C 36 FDS	251	431
795	850	721	773	757	847	906	792	862	829	895	925	729	777	BD4C 24 ST	212	337
860	919	780	836	818	916	979	857	932	896	967	1000	788	840	BD4C 30 ST	232	382
943	1007	855	916	897	1004	1073	939	1022	982	1060	1096	864	921	BD4C 36 ST	251	431
853	912	774	830	812	908	972	850	925	889	960	992	782	834	BD4C 24 DT	212	337
925	988	839	899	880	985	1053	921	1002	964	1040	1075	848	904	BD4C 30 DT	232	382
1013	1083	919	985	964	1079	1154	1010	1098	1056	1140	1178	929	990	BD4C 36 DT	251	431

BASE CABINETS

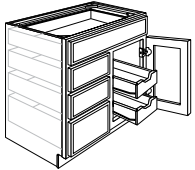
★ NOT available with upgrade PDT - Deluxe Plywood End Panel Option
 All prices in U.S. Dollars. All prices, models and specifications subject to change without notice.

Cabinet configuration will vary by product line.
 Please refer to Product Specification Book for details.

DESCRIPTION	PRODUCT CODE	Spring Valley Oak Square	Spring Valley Maple Square	Spring Valley Hickory Square	Spring Valley Cherry Square	Seneca Ridge Oak Square	Arbor Falls II	Portrait Oak	Whitebay II Square	Portrait/Fusion Maple	Portrait w/5 Piece Drawer Front Option Maple	Seneca Ridge Maple Square	Sutton Cliffs Oak Square	Portrait/Fusion Cherry	Portrait w/5 Piece Drawer Front Option Cherry
-------------	--------------	--------------------------	----------------------------	------------------------------	-----------------------------	-------------------------	----------------	--------------	--------------------	-----------------------	--	---------------------------	--------------------------	------------------------	---

Base Combination Four Drawer — 2 Deluxe Trays

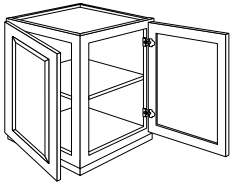
Spec Book page 77	BCD24 DL or DR— 4D 2DT626	727	738	769	735	688	733	787	830	887	877	865	885	946
	BCD30 DL or DR— 4D 2DT671	779	791	825	788	738	787	844	890	953	942	928	949	1015
	BCD36 DL or DR— 4D 2DT727	845	857	894	854	800	852	914	965	1034	1020	1006	1029	1101



Specify DL or DR hinging

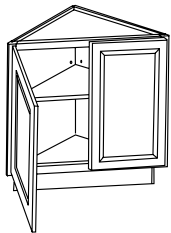
Base End Corner Full-Height

Spec Book page 78	BEC24FH	442	513	521	543	564	566	577	632	652	652	683	707	710	710
-------------------	---------	-----	-----	-----	-----	-----	-----	-----	-----	-----	-----	-----	-----	-----	-----



Base Corner Angle Butt Door Full-Height

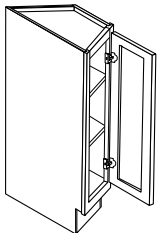
Spec Book page 77	BCA24BFH	442	513	521	543	564	566	577	632	652	652	683	707	710	710
-------------------	----------	-----	-----	-----	-----	-----	-----	-----	-----	-----	-----	-----	-----	-----	-----



Base End Angle Full-Height

Spec Book page 78	BEA12FH L or R	284	330	335	350	363	365	372	407	420	420	440	455	457	457
-------------------	----------------	-----	-----	-----	-----	-----	-----	-----	-----	-----	-----	-----	-----	-----	-----

Specify L or R hand for 12" deep end orientation.



Avenue Maple	Avenue w/5 Piece Drawer Front Option Maple	Sutton Cliffs Hickory Square	Seneca Ridge Cherry Square	Sutton Cliffs Maple Square	Avenue Cherry	Avenue w/5 Piece Drawer Front Option Cherry	Somerton Hill Maple Square	Sutton Cliffs Cherry Square	Lariat/LaBelle Maple	Somerton Hill Cherry Square	Lariat/LaBelle Cherry	Tolani Maple Square	Tolani Cherry Square	PREVIOUS PRODUCT CODE	+ Add for Deluxe – SDT	+ Add for Deluxe w/Plywood Ends – PDT
986	1075	895	959	939	1052	1145	971	1069	1029	1113	1148	905	965	BCD4C 24 DDT	212	337
1058	1155	960	1029	1007	1128	1229	1041	1148	1102	1193	1231	970	1035	BCD4C 30 DDT	232	382
1145	1250	1041	1116	1091	1222	1331	1129	1243	1196	1294	1334	1052	1122	BCD4C 36 DDT	251	431
716	716	738	758	781	781	781	819	875	878	915	969	711	774	BE 24	-	-
716	716	738	758	781	781	781	819	875	878	915	969	711	774	BA 24 BFH	-	-
461	461	475	488	503	503	503	527	563	566	589	624	458	498	TBFH 12	-	-

BASE CABINETS

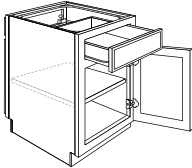
★ NOT available with upgrade PDT - Deluxe Plywood End Panel Option
 All prices in U.S. Dollars. All prices, models and specifications subject to change without notice.

Cabinet configuration will vary by product line.
 Please refer to Product Specification Book for details.

DESCRIPTION	PRODUCT CODE	Spring Valley Oak Square	Spring Valley Maple Square	Spring Valley Hickory Square	Spring Valley Cherry Square	Seneca Ridge Oak Square	Arbor Falls II	Portrait Oak	Whitebay II Square	Portrait/Fusion Maple	Portrait w/5 Piece Drawer Front Option Maple	Seneca Ridge Maple Square	Sutton Cliffs Oak Square	Portrait/Fusion Cherry	Portrait w/5 Piece Drawer Front Option Cherry
-------------	--------------	--------------------------	----------------------------	------------------------------	-----------------------------	-------------------------	----------------	--------------	--------------------	-----------------------	--	---------------------------	--------------------------	------------------------	---

Peninsula Base Single Door — Full-Depth Shelf

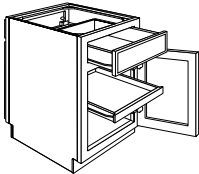
Spec Book page 79	PB18 FDS	478	555	564	588	611	613	625	684	705	762	739	765	768	827
	PB21 FDS	511	593	602	628	653	655	668	731	754	814	790	818	821	884
	PB24 FDS	544	632	642	670	696	698	712	779	804	869	842	872	875	946



*Kitchen Side Shown
(Left Hand hinging)*

Peninsula Base Single Door — 1 Standard Tray

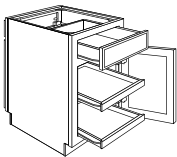
Spec Book page 79	PB18 1ST	509	591	600	626	651	653	665	728	751	811	787	815	818	881
	PB21 1ST	544	632	641	669	695	697	711	778	803	867	842	871	874	942
	PB24 1ST	579	672	683	712	740	743	757	829	855	923	896	927	931	1003



*One standard roll-out tray
Kitchen Side Shown
(Left Hand hinging)*

Peninsula Base Single Door — 2 Standard Trays

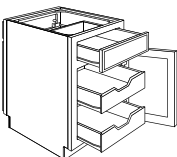
Spec Book page 79	PB18 2ST	547	635	645	673	699	701	715	783	808	872	846	876	879	947
	PB21 2ST	585	679	689	719	747	750	764	837	863	932	905	936	940	1012
	PB24 2ST	623	723	734	766	796	798	814	891	919	992	963	997	1001	1078



*Two standard roll-out trays
Kitchen Side Shown
(Left Hand hinging)*

Peninsula Base Single Door — 2 Deluxe Trays

Spec Book page 79	PB18 2DT	633	721	730	757	785	787	798	867	893	963	930	960	963	1039
	PB21 2DT	670	764	773	804	831	834	848	920	948	1025	989	1021	1024	1105
	PB24 2DT	709	808	819	851	880	884	897	975	1004	1084	1047	1081	1085	1169



*Two deluxe roll-out trays
Kitchen Side Shown
(Left Hand hinging)*

Avenue Maple	Avenue w/5 Piece Drawer Front Option Maple	Sutton Cliffs Hickory Square	Seneca Ridge Cherry Square	Sutton Cliffs Maple Square	Avenue Cherry	Avenue w/5 Piece Drawer Front Option Cherry	Somerton Hill Maple Square	Sutton Cliffs Cherry Square	Lariat/LaBelle Maple	Somerton Hill Cherry Square	Lariat/LaBelle Cherry	Tolani Maple Square	Tolani Cherry Square	PREVIOUS PRODUCT CODE	+ Add for Deluxe – SDT	+ Add for Deluxe w/Plywood Ends – PDT
775	837	798	820	845	845	910	887	947	951	990	1049	769	837	PDF 18 FDS	43	169
829	895	853	877	903	904	972	948	1012	1016	1058	1121	822	895	PDF 21 FDS	45	171
883	951	909	934	963	963	1036	1010	1079	1083	1128	1195	876	954	PDF 24 FDS	47	173
826	892	850	873	900	900	969	944	1008	1012	1054	1117	819	892	PDF 18 1 ST	43	169
882	953	908	934	962	962	1035	1009	1078	1082	1127	1194	875	953	PDF 21 1 ST	45	171
939	1015	967	994	1024	1025	1102	1074	1147	1152	1200	1271	932	1015	PDF 24 1 ST	47	173
888	959	914	939	967	968	1041	1015	1084	1088	1133	1201	880	959	BDF 18 DT	43	169
949	1025	977	1004	1034	1035	1113	1085	1158	1163	1211	1283	941	1025	BDF 21 DT	45	171
1010	1091	1040	1068	1101	1101	1185	1155	1233	1238	1289	1366	1002	1091	BDF 24 DT	47	173
972	1044	999	1022	1051	1051	1130	1094	1168	1166	1218	1283	973	1049	PDF 18 DDT	43	169
1034	1111	1060	1086	1118	1117	1201	1163	1242	1242	1285	1365	1034	1117	PDF 21 DDT	45	171
1095	1176	1124	1151	1185	1185	1273	1237	1318	1317	1370	1449	1094	1182	PDF 24 DDT	47	173

BASE CABINETS

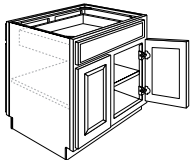
★ NOT available with upgrade PDT - Deluxe Plywood End Panel Option
 All prices in U.S. Dollars. All prices, models and specifications subject to change without notice.

Cabinet configuration will vary by product line.
 Please refer to Product Specification Book for details.

DESCRIPTION	PRODUCT CODE	Spring Valley Oak Square	Spring Valley Maple Square	Spring Valley Hickory Square	Spring Valley Cherry Square	Seneca Ridge Oak Square	Arbor Falls II	Portrait Oak	Whitebay II Square	Portrait/Fusion Maple	Portrait w/5 Piece Drawer Front Option Maple	Seneca Ridge Maple Square	Sutton Cliffs Oak Square	Portrait/Fusion Cherry	Portrait w/5 Piece Drawer Front Option Cherry
-------------	--------------	--------------------------	----------------------------	------------------------------	-----------------------------	-------------------------	----------------	--------------	--------------------	-----------------------	--	---------------------------	--------------------------	------------------------	---

Peninsula Base Double Door — Full-Depth Shelf

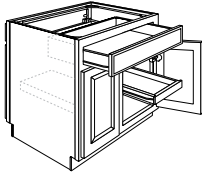
Spec Book page 80	PRODUCT CODE	571	664	674	704	731	733	748	818	844	912	884	916	919	993
	PB24B FDS	571	664	674	704	731	733	748	818	844	912	884	916	919	993
	PB27 FDS	663	769	781	815	847	849	866	948	978	1056	1025	1061	1065	1148
	PB27B FDS	696	807	820	856	889	891	909	995	1027	1109	1076	1114	1118	1205
	PB30 FDS	688	799	811	846	879	882	899	985	1016	1097	1064	1102	1106	1192
	PB30B FDS	722	839	852	888	923	926	944	1034	1067	1152	1117	1157	1161	1252
	PB36 FDS	753	874	888	926	962	965	984	1078	1112	1200	1165	1206	1210	1305



One full-depth shelf
Kitchen Side Shown

Peninsula Base Double Door — 2 Standard Trays

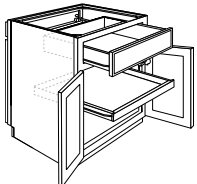
Spec Book page 80	PRODUCT CODE	706	819	832	868	902	905	922	1010	1041	1125	1092	1130	1134	1221
	PB27 2ST	706	819	832	868	902	905	922	1010	1041	1125	1092	1130	1134	1221
	PB30 2ST	733	851	864	901	937	939	958	1049	1082	1168	1134	1173	1178	1268
	PB36 2ST	802	931	946	986	1025	1028	1048	1148	1184	1278	1241	1284	1289	1388



Two standard roll-out trays
Kitchen Side Shown

Peninsula Base Butt Door — 1 Full-Width Tray

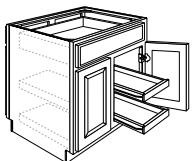
Spec Book page 80	PRODUCT CODE	608	706	717	748	777	780	795	870	898	969	941	973	978	1053
	PB24B 1FT	608	706	717	748	777	780	795	870	898	969	941	973	978	1053
	PB27B 1FT	741	860	874	911	947	950	968	1060	1094	1181	1146	1186	1191	1283
	PB30B 1FT	770	894	907	946	984	986	1006	1101	1136	1226	1191	1232	1237	1331



One standard full-width
roll-out tray
Kitchen Side Shown

Peninsula Base Double Door — 4 Standard Trays

Spec Book page 81	PRODUCT CODE	759	881	894	933	969	972	991	1085	1120	1209	1173	1214	1219	1313
	PB27 4ST	759	881	894	933	969	972	991	1085	1120	1209	1173	1214	1219	1313
	PB30 4ST	787	914	928	968	1006	1009	1028	1126	1161	1254	1217	1260	1264	1362
	PB36 4ST	862	1001	1016	1060	1102	1105	1127	1234	1273	1374	1334	1380	1385	1492



Four standard roll-out trays
Kitchen Side Shown

Avenue Maple	Avenue w/5 Piece Drawer Front Option Maple	Sutton Cliffs Hickory Square	Seneca Ridge Cherry Square	Sutton Cliffs Maple Square	Avenue Cherry	Avenue w/5 Piece Drawer Front Option Cherry	Somerton Hill Maple Square	Sutton Cliffs Cherry Square	Lariat/LaBelle Maple	Somerton Hill Cherry Square	Lariat/LaBelle Cherry	Tolani Maple Square	Tolani Cherry Square	PREVIOUS PRODUCT CODE	+ Add for Deluxe – SDT	+ Add for Deluxe w/Plywood Ends – PDT
927	999	954	981	1011	1011	1088	1061	1133	1137	1184	1255	920	1002	N/A	47	173
1075	1156	1106	1137	1171	1172	1259	1229	1313	1318	1372	1454	1066	1161	BDF 27 FDS	49	175
1129	1214	1161	1194	1230	1231	1322	1290	1379	1384	1441	1527	1119	1219	BDF 27 B FDS	49	175
1116	1200	1149	1181	1217	1217	1307	1276	1363	1369	1425	1510	1107	1206	BDF 30 FDS	51	177
1172	1260	1206	1240	1278	1278	1372	1340	1431	1437	1496	1586	1162	1266	N/A	51	177
1221	1313	1258	1292	1331	1332	1431	1397	1492	1498	1560	1652	1212	1319	BDF 36 FDS	57	181
1144	1236	1178	1211	1248	1248	1343	1309	1398	1403	1461	1548	1135	1236	BDF 27 ST	49	175
1189	1284	1224	1257	1296	1296	1395	1359	1452	1458	1518	1608	1179	1284	BDF 30 ST	51	177
1301	1405	1339	1376	1418	1419	1526	1488	1589	1595	1661	1760	1290	1405	BDF 36 ST	57	181
986	1066	1015	1044	1075	1076	1157	1128	1204	1210	1260	1335	979	1066	N/A	47	173
1202	1298	1237	1272	1310	1311	1410	1375	1468	1474	1535	1626	1192	1298	BDF 27 B ST	49	175
1248	1348	1285	1320	1361	1361	1465	1427	1525	1531	1594	1688	1238	1348	N/A	51	177
1230	1329	1267	1302	1341	1342	1443	1407	1503	1509	1571	1664	1220	1329	BDF 27 DT	49	175
1276	1379	1314	1350	1391	1392	1497	1460	1559	1565	1630	1726	1266	1379	BDF 30 DT	51	177
1398	1510	1440	1479	1524	1525	1641	1599	1708	1715	1786	1892	1387	1510	BDF 36 DT	57	181

BASE CABINETS

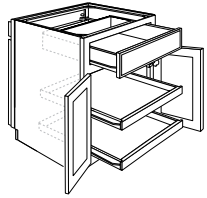
★ NOT available with upgrade PDT - Deluxe Plywood End Panel Option
 All prices in U.S. Dollars. All prices, models and specifications subject to change without notice.

Cabinet configuration will vary by product line.
 Please refer to Product Specification Book for details.

DESCRIPTION	PRODUCT CODE	Spring Valley Oak Square	Spring Valley Maple Square	Spring Valley Hickory Square	Spring Valley Cherry Square	Seneca Ridge Oak Square	Arbor Falls II	Portrait Oak	Whitebay II Square	Portrait/Fusion Maple	Portrait w/5 Piece Drawer Front Option Maple	Seneca Ridge Maple Square	Sutton Cliffs Oak Square	Portrait/Fusion Cherry	Portrait w/5 Piece Drawer Front Option Cherry
-------------	--------------	--------------------------	----------------------------	------------------------------	-----------------------------	-------------------------	----------------	--------------	--------------------	-----------------------	--	---------------------------	--------------------------	------------------------	---

Peninsula Base Butt Door — 2 Full-Width Trays

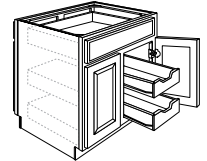
Spec Book page 81	PRODUCT CODE	654	759	771	804	836	838	855	936	965	1042	1011	1047	1051	1132
	PB24B 2FT	654	759	771	804	836	838	855	936	965	1042	1011	1047	1051	1132
	PB27B 2FT	797	925	940	980	1019	1022	1042	1141	1176	1270	1233	1276	1281	1380
	PB30B 2FT	826	960	974	1016	1056	1059	1079	1182	1219	1317	1278	1323	1327	1430



Two standard full-width roll-out trays
Kitchen Side Shown

Peninsula Base Double Door — 4 Deluxe Trays

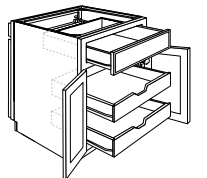
Spec Book page 81	PRODUCT CODE	929	1050	1061	1102	1136	1141	1156	1251	1288	1388	1339	1381	1386	1491
	PB27 4DT	929	1050	1061	1102	1136	1141	1156	1251	1288	1388	1339	1381	1386	1491
	PB30 4DT	957	1083	1094	1136	1173	1178	1193	1292	1331	1433	1384	1426	1432	1541
	PB36 4DT	1032	1171	1184	1228	1269	1273	1292	1400	1442	1553	1500	1548	1552	1670



Four Deluxe roll-out trays
Kitchen Side Shown

Peninsula Base Butt Door — 2 Deluxe Full-Width Trays

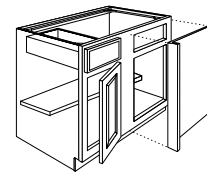
Spec Book page 81	PRODUCT CODE	744	848	860	894	924	928	942	1024	1054	1138	1099	1135	1139	1227
	PB24B 2DF	744	848	860	894	924	928	942	1024	1054	1138	1099	1135	1139	1227
	PB27B 2DF	976	1104	1115	1158	1194	1199	1215	1315	1354	1459	1408	1452	1457	1568
	PB30B 2DF	1005	1137	1149	1193	1232	1237	1253	1357	1398	1505	1453	1497	1504	1618



Two Deluxe full-width roll-out trays
Kitchen Side Shown

Base Blind Corner — Half-Depth Shelf

Spec Book page 82	PRODUCT CODE	331	384	390	407	389	366	386	416	441	477	464	458	469	505
	BBC36/39 BL or BR HDS	331	384	390	407	389	366	386	416	441	477	464	458	469	505
	BBC39/42 BL or BR HDS	356	413	420	438	419	394	416	448	474	514	500	493	505	540
	BBC42/45 BL or BR HDS	382	444	451	470	449	423	446	481	509	551	537	530	542	581
	BBC45/48 BL or BR HDS	407	473	480	501	479	451	475	512	543	587	571	564	578	618
	BBC48/51 BL or BR HDS	433	503	510	532	509	480	506	545	577	624	608	600	614	655



Half-depth shelf.
Illustration is blind right.

Avenue Maple	Avenue w/5 Piece Drawer Front Option Maple	Sutton Cliffs Hickory Square	Seneca Ridge Cherry Square	Sutton Cliffs Maple Square	Avenue Cherry	Avenue w/5 Piece Drawer Front Option Cherry	Somerton Hill Maple Square	Sutton Cliffs Cherry Square	Lariat/LaBelle Maple	Somerton Hill Cherry Square	Lariat/LaBelle Cherry	Tolani Maple Square	Tolani Cherry Square	PREVIOUS PRODUCT CODE	+ Add for Deluxe – SDT	+ Add for Deluxe w/Plywood Ends – PDT
1061	1146	1092	1121	1156	1156	1244	1213	1295	1300	1353	1434	1052	1146	N/A	47	173
1293	1396	1331	1368	1409	1410	1517	1478	1579	1585	1651	1749	1282	1396	BDF 27 B DT	49	175
1340	1448	1380	1418	1461	1462	1572	1533	1637	1643	1712	1812	1329	1448	N/A	51	177
1398	1502	1434	1466	1506	1507	1618	1562	1670	1667	1733	1828	1404	1510	BDF 27 DDT	49	175
1444	1550	1481	1515	1557	1557	1672	1629	1724	1723	1789	1890	1450	1560	BDF 30 DDT	51	177
1566	1681	1607	1644	1690	1690	1815	1761	1875	1873	1948	2055	1571	1692	BDF 36 DDT	57	181
1150	1235	1180	1209	1244	1244	1337	1299	1384	1383	1439	1521	1149	1241	N/A	47	173
1469	1579	1507	1541	1583	1584	1700	1642	1755	1752	1821	1922	1476	1587	PB 27 B DDT	49	175
1516	1628	1555	1591	1635	1635	1756	1710	1810	1809	1878	1985	1523	1638	N/A	51	177
523	559	475	508	497	556	596	517	567	543	589	609	480	512	BBC 36/39 HDS	39	165
563	602	511	547	535	599	641	556	611	585	633	655	517	551	BBC 39/42 HDS	41	167
604	646	548	587	574	643	688	597	656	628	680	704	555	591	BBC 42/45 HDS	43	169
643	688	584	625	612	685	733	636	698	669	724	749	591	630	BBC 45/48 HDS	45	171
684	732	621	665	651	728	780	676	743	711	771	797	629	670	BBC 48/51 HDS	47	173

BASE CABINETS

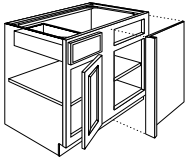
★ NOT available with upgrade PDT - Deluxe Plywood End Panel Option
 All prices in U.S. Dollars. All prices, models and specifications subject to change without notice.

Cabinet configuration will vary by product line.
 Please refer to Product Specification Book for details.

DESCRIPTION	PRODUCT CODE	Spring Valley Oak Square	Spring Valley Maple Square	Spring Valley Hickory Square	Spring Valley Cherry Square	Seneca Ridge Oak Square	Arbor Falls II	Portrait Oak	Whitebay II Square	Portrait/Fusion Maple	Portrait w/5 Piece Drawer Front Option Maple	Seneca Ridge Maple Square	Sutton Cliffs Oak Square	Portrait/Fusion Cherry	Portrait w/5 Piece Drawer Front Option Cherry
-------------	--------------	--------------------------	----------------------------	------------------------------	-----------------------------	-------------------------	----------------	--------------	--------------------	-----------------------	--	---------------------------	--------------------------	------------------------	---

Base Blind Corner — Full-Depth Shelf

Spec Book page 82	BBC36/39 BL or BR FDS	336	390	396	413	394	369	393	422	445	483	471	464	475	515
	BBC39/42 BL or BR FDS	361	419	426	444	424	397	423	454	479	520	506	500	511	555
	BBC42/45 BL or BR FDS	388	450	457	477	455	427	454	488	514	558	544	537	549	596
	BBC45/48 BL or BR FDS	413	480	487	508	485	454	484	519	548	595	579	571	585	634
	BBC48/51 BL or BR FDS	439	510	518	541	516	483	515	552	583	632	616	608	622	675

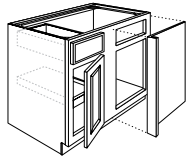


Full-depth shelf.
Illustration is blind left.

Specify BL or BR hinging

Base Blind Corner — 1 Standard Tray

Spec Book page 83	BBC36/39 BL or BR 1ST	357	415	421	440	420	393	419	449	474	514	501	494	506	549
	BBC39/42 BL or BR 1ST	385	447	454	473	452	423	451	484	510	554	539	532	544	591
	BBC42/45 BL or BR 1ST	413	480	487	508	485	454	484	519	548	595	579	571	585	634
	BBC45/48 BL or BR 1ST	440	511	519	541	517	484	515	553	583	633	617	609	623	675
	BBC48/51 BL or BR 1ST	468	543	552	576	549	515	548	588	621	673	656	647	662	718



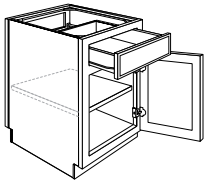
One standard roll-out tray.
Illustrations are blind left.

Specify BL or BR hinging

Peninsula Base Blind Corner — Full-Depth Shelf

Spec Book page 83	PBBC24/27 L or R FDS	449	521	529	552	573	575	586	642	662	715	694	718	721	777
-------------------	----------------------	-----	-----	-----	-----	-----	-----	-----	-----	-----	-----	-----	-----	-----	-----

Specify L or R hinging

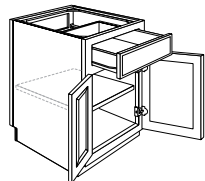


One Full-depth shelf
Dining Room Side Shown
(Left Hand hinging)

Peninsula Base Blind Corner Butt Door — Full-Depth Shelf

Spec Book page 83	PBBC24/27 B FDS	471	547	555	580	602	604	615	674	695	751	729	754	757	816
-------------------	-----------------	-----	-----	-----	-----	-----	-----	-----	-----	-----	-----	-----	-----	-----	-----

Specify L or R hinging



One full-depth shelf
Dining Room Side Shown

Avenue Maple	Avenue w/5 Piece Drawer Front Option Maple	Sutton Cliffs Hickory Square	Seneca Ridge Cherry Square	Sutton Cliffs Maple Square	Avenue Cherry	Avenue w/5 Piece Drawer Front Option Cherry	Somerton Hill Maple Square	Sutton Cliffs Cherry Square	Lariat/LaBelle Maple	Somerton Hill Cherry Square	Lariat/LaBelle Cherry	Tolani Maple Square	Tolani Cherry Square	PREVIOUS PRODUCT CODE	+ Add for Deluxe – SDT	+ Add for Deluxe w/Plywood Ends – PDT
530	566	480	515	504	564	603	528	574	552	596	616	485	518	BBC 36/39 FDS	39	165
570	609	517	554	542	607	649	568	618	594	641	663	522	557	BBC 39/42 FDS	41	167
612	654	555	595	582	652	697	610	663	638	689	712	561	598	BBC 42/45 FDS	43	169
652	697	591	634	620	694	742	649	707	679	733	758	597	637	BBC 45/48 FDS	45	171
693	741	629	674	660	738	790	691	751	722	780	806	635	678	BBC 45/48 FDS	47	173
564	603	512	548	537	601	642	562	611	588	635	656	517	551	BBC 36/39 ST	39	165
607	649	551	590	577	646	691	605	658	632	683	706	556	593	BBC 39/42 ST	41	167
652	697	591	634	620	694	742	649	706	679	733	758	597	637	BBC 42/45 ST	43	169
694	742	630	675	660	739	791	692	752	723	781	807	636	678	BBC 45/48 ST	45	171
739	789	670	718	702	786	841	736	800	769	831	859	677	722	BBC 48/51 ST	47	173
728	786	749	770	793	794	854	832	889	892	929	984	722	786	BDFS 24/27 FDS	47	173
764	825	786	809	833	834	897	874	933	937	975	1033	758	825	N/A	47	173

BASE CABINETS

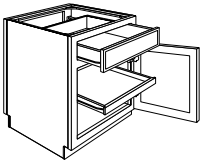
★ NOT available with upgrade PDT - Deluxe Plywood End Panel Option
 All prices in U.S. Dollars. All prices, models and specifications subject to change without notice.

Cabinet configuration will vary by product line.
 Please refer to Product Specification Book for details.

DESCRIPTION	PRODUCT CODE	Spring Valley Oak Square	Spring Valley Maple Square	Spring Valley Hickory Square	Spring Valley Cherry Square	Seneca Ridge Oak Square	Arbor Falls II	Portrait Oak	Whitebay II Square	Portrait/Fusion Maple	Portrait w/5 Piece Drawer Front Option Maple	Seneca Ridge Maple Square	Sutton Cliffs Oak Square	Portrait/Fusion Cherry	Portrait w/5 Piece Drawer Front Option Cherry
-------------	--------------	--------------------------	----------------------------	------------------------------	-----------------------------	-------------------------	----------------	--------------	--------------------	-----------------------	--	---------------------------	--------------------------	------------------------	---

Peninsula Base Blind Corner — 1 Standard Tray

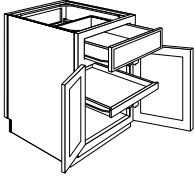
Spec Book page 84	PBBC24/27 L or R 1ST	478	555	563	588	611	613	625	684	705	762	739	765	768	827
	Specify L or R hinging														



One standard full-width roll-out tray
Dining Room Side Shown
(Left Hand hinging)

Peninsula Base Blind Corner Butt Door — 1 Full-Width Tray

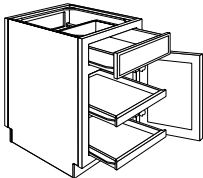
Spec Book page 84	PBBC24/27B 1FT	502	583	591	617	642	644	656	718	740	800	776	803	806	868
	Specify L or R hinging														



One standard full-width roll-out tray
Dining Room Side Shown

Peninsula Base Blind Corner — 2 Standard Trays

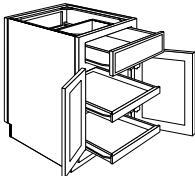
Spec Book page 84	PBBC24/27 L or R 2ST	514	596	606	632	656	658	671	735	758	819	795	822	825	889
	Specify L or R hinging														



Two standard full-width roll-out trays
Dining Room Side Shown
(Left Hand hinging)

Peninsula Base Blind Corner Butt Door — 2 Full-Width Trays

Spec Book page 85	PBBC24/27B 2FT	540	626	636	664	689	691	705	772	796	860	835	863	866	933
	Specify L or R hinging														



Two standard full-width roll-out trays
Dining Room Side Shown

Avenue Maple	Avenue w/5 Piece Drawer Front Option Maple	Sutton Cliffs Hickory Square	Seneca Ridge Cherry Square	Sutton Cliffs Maple Square	Avenue Cherry	Avenue w/5 Piece Drawer Front Option Cherry	Somerton Hill Maple Square	Sutton Cliffs Cherry Square	Lariat/LaBelle Maple	Somerton Hill Cherry Square	Lariat/LaBelle Cherry	Tolani Maple Square	Tolani Cherry Square	PREVIOUS PRODUCT CODE	+ Add for Deluxe – SDT	+ Add for Deluxe w/Plywood Ends – PDT
775	837	798	820	845	845	909	886	947	950	990	1048	769	837	BDFS 24/27 ST	47	173
814	879	838	861	887	887	954	930	994	998	1040	1100	807	879	N/A	47	173
833	900	858	881	908	909	977	953	1017	1022	1064	1127	826	900	BDFS 24/27 DT	47	173
875	945	901	925	953	954	1026	1001	1068	1073	1117	1183	867	945	N/A	47	173

BASE CABINETS

★ NOT available with upgrade PDT - Deluxe Plywood End Panel Option
 All prices in U.S. Dollars. All prices, models and specifications subject to change without notice.

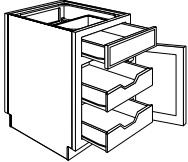
Cabinet configuration will vary by product line.
 Please refer to Product Specification Book for details.

DESCRIPTION	PRODUCT CODE	Spring Valley Oak Square	Spring Valley Maple Square	Spring Valley Hickory Square	Spring Valley Cherry Square	Seneca Ridge Oak Square	Arbor Falls II	Portrait Oak	Whitebay II Square	Portrait/Fusion Maple	Portrait w/5 Piece Drawer Front Option Maple	Seneca Ridge Maple Square	Sutton Cliffs Oak Square	Portrait/Fusion Cherry	Portrait w/5 Piece Drawer Front Option Cherry
-------------	--------------	--------------------------	----------------------------	------------------------------	-----------------------------	-------------------------	----------------	--------------	--------------------	-----------------------	--	---------------------------	--------------------------	------------------------	---

Peninsula Base Blind Corner — 2 Deluxe Trays

Spec Book page 85	PBBC24/27 L or R 2DT	684	765	773	801	824	827	837	902	928	1001	961	990	993	1071
-------------------	----------------------	-----	-----	-----	-----	-----	-----	-----	-----	-----	------	-----	-----	-----	------

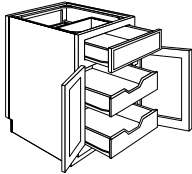
Specify L or R hinging



Two deluxe full-width roll-out trays
Dining Room Side Shown

Peninsula Base Blind Corner Butt Door — 2 Deluxe Full-Width Trays

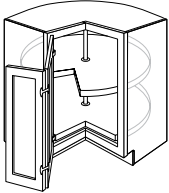
Spec Book page 85	PBBC24/27B 2DF	718	803	812	841	865	868	879	947	974	1051	1009	1040	1043	1125
-------------------	----------------	-----	-----	-----	-----	-----	-----	-----	-----	-----	------	------	------	------	------



Two deluxe full-width roll-out trays
Dining Room Side Shown
Left hand hinging

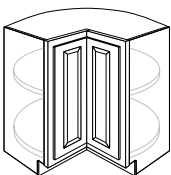
Base Corner Revolving

Spec Book page 86	BCR33 L or R	534	620	629	657	682	684	698	764	788	788	826	855	858	858
	BCR36 L or R	562	652	663	692	718	720	735	804	830	830	869	900	903	903



Base Lazy Susan With Standard Opening Doors

Spec Book page 86	BLS36	541	628	638	665	691	694	-	-	-	-	837	866	-	-
-------------------	-------	-----	-----	-----	-----	-----	-----	---	---	---	---	-----	-----	---	---



Avenue Maple	Avenue w/5 Piece Drawer Front Option Maple	Sutton Cliffs Hickory Square	Seneca Ridge Cherry Square	Sutton Cliffs Maple Square	Avenue Cherry	Avenue w/5 Piece Drawer Front Option Cherry	Somerton Hill Maple Square	Sutton Cliffs Cherry Square	Lariat/LaBelle Maple	Somerton Hill Cherry Square	Lariat/LaBelle Cherry	Tolani Maple Square	Tolani Cherry Square	PREVIOUS PRODUCT CODE	+ Add for Deluxe – SDT	+ Add for Deluxe w/Plywood Ends – PDT
1001	1076	1025	1047	1074	1074	1155	1118	1184	1182	1228	1291	1011	1082	BDFS 24/27 DDT	47	173
1051	1130	1076	1099	1128	1128	1213	1174	1243	1241	1289	1356	1062	1136	N/A	47	173
866	866	893	916	944	944	944	990	1058	1062	1106	1171	859	935	BCR 33	-	-
912	912	940	964	994	994	994	1043	1113	1118	1164	1233	904	985	BCR 36	-	-
-	-	903	928	956	-	-	-	1072	-	-	-	-	-	BLS 36	-	-

BASE CABINETS

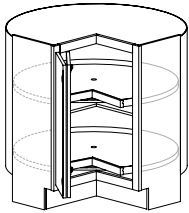
★ NOT available with upgrade PDT - Deluxe Plywood End Panel Option
 All prices in U.S. Dollars. All prices, models and specifications subject to change without notice.

Cabinet configuration will vary by product line.
 Please refer to Product Specification Book for details.

DESCRIPTION	PRODUCT CODE	Spring Valley Oak Square	Spring Valley Maple Square	Spring Valley Hickory Square	Spring Valley Cherry Square	Seneca Ridge Oak Square	Arbor Falls II	Portrait Oak	Whitebay II Square	Portrait/Fusion Maple	Portrait w/5 Piece Drawer Front Option Maple	Seneca Ridge Maple Square	Sutton Cliffs Oak Square	Portrait/Fusion Cherry	Portrait w/5 Piece Drawer Front Option Cherry
-------------	--------------	--------------------------	----------------------------	------------------------------	-----------------------------	-------------------------	----------------	--------------	--------------------	-----------------------	--	---------------------------	--------------------------	------------------------	---

Base Corner Revolving Wood Lazy Susan

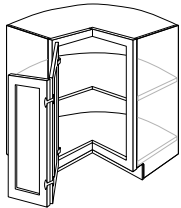
Spec Book page 86	BCR36WLS L or R	701	814	827	862	896	898	916	1003	1035	1035	1084	1122	1126	1126
-------------------	-----------------	-----	-----	-----	-----	-----	-----	-----	------	------	------	------	------	------	------



BCR36WLS (above)
(Left Hand hinging)

Base Corner Fixed Shelf

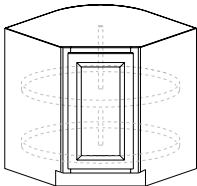
Spec Book page 87	BCFS36 L or R	434	504	512	534	555	556	567	621	641	641	671	695	697	697
	Specify L or R hinging														



(Left Hand hinging)

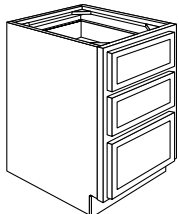
Base Angle Revolving

Spec Book page 87	BAR36 L or R	629	731	742	774	804	807	823	901	929	929	974	1008	1012	1012
	Specify L or R hinging														



Desk Drawer — 21" Deep x 29" High

Spec Book page 88	DDR12	327	387	400	492	327	330	327	354	429	459	387	327	490	525
	DDR15	353	417	431	530	353	356	353	382	462	494	417	353	528	565
	DDR18	379	448	464	569	379	382	379	410	496	531	448	379	567	607
	DDR21	405	479	495	608	405	408	405	438	530	568	479	405	606	649
	DDR24	434	513	531	651	434	437	434	469	568	608	513	434	649	695



Avenue Maple	Avenue w/5 Piece Drawer Front Option Maple	Sutton Cliffs Hickory Square	Seneca Ridge Cherry Square	Sutton Cliffs Maple Square	Avenue Cherry	Avenue w/5 Piece Drawer Front Option Cherry	Somerton Hill Maple Square	Sutton Cliffs Cherry Square	Lariat/LaBelle Maple	Somerton Hill Cherry Square	Lariat/LaBelle Cherry	Tolani Maple Square	Tolani Cherry Square	PREVIOUS PRODUCT CODE	+ Add for Deluxe – SDT	+ Add for Deluxe w/Plywood Ends – PDT
1137	1137	1171	1203	1239	1240	1240	1300	1389	1394	1452	1538	1127	1227	N/A	-	-
704	704	725	745	767	768	768	805	860	863	899	952	698	760	BC 36	-	-
1021	1021	1051	1080	1113	1113	1113	1168	1247	1252	1304	1381	1013	1103	BCRD 36	-	-
429	463	400	492	387	490	531	440	492	463	510	538	429	490	DD 12	123	219
462	498	431	530	417	528	572	474	530	498	549	580	462	528	DD 15	128	225
496	536	464	569	448	567	615	509	569	536	590	623	496	567	DD 18	134	230
530	572	495	608	479	606	657	544	608	572	630	666	530	606	DD 21	139	236
568	613	531	651	513	649	704	583	651	613	675	713	568	649	DD 24	145	242

BASE CABINETS

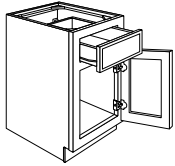
★ NOT available with upgrade PDT - Deluxe Plywood End Panel Option
 All prices in U.S. Dollars. All prices, models and specifications subject to change without notice.

Cabinet configuration will vary by product line.
 Please refer to Product Specification Book for details.

DESCRIPTION	PRODUCT CODE	Spring Valley Oak Square	Spring Valley Maple Square	Spring Valley Hickory Square	Spring Valley Cherry Square	Seneca Ridge Oak Square	Arbor Falls II	Portrait Oak	Whitebay II Square	Portrait/Fusion Maple	Portrait w/5 Piece Drawer Front Option Maple	Seneca Ridge Maple Square	Sutton Cliffs Oak Square	Portrait/Fusion Cherry	Portrait w/5 Piece Drawer Front Option Cherry
-------------	--------------	--------------------------	----------------------------	------------------------------	-----------------------------	-------------------------	----------------	--------------	--------------------	-----------------------	--	---------------------------	--------------------------	------------------------	---

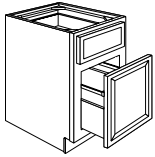
Desk Door — 21" Deep x 29" High

Spec Book page 88	DD015 L or R	277	322	327	341	354	355	362	396	409	441	428	443	445	479
	DD018 L or R	295	342	348	363	377	378	386	422	435	470	456	472	474	511
	DD021 L or R	315	365	371	387	402	403	411	450	464	501	487	504	505	544
	DD024 L or R	336	390	396	413	429	430	439	480	495	535	519	537	539	581
	Specify L or R hinging														



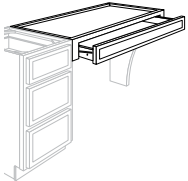
Desk File Drawer — 21" Deep x 29" High

Spec Book page 88	DFD15	372	432	439	458	475	477	486	532	549	593	575	596	598	644
	DFD18	394	457	465	485	504	505	515	564	582	628	610	631	633	682
	DFD21	422	489	497	519	539	540	551	603	622	672	652	675	678	730
	DFD24	449	521	529	552	574	575	587	642	663	716	694	719	721	777



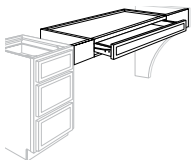
Desk Knee Drawer — 21" Deep x 4 1/2" High

Spec Book page 89	DKD24	217	256	265	325	217	219	215	235	284	284	256	217	325	325
	DKD30	239	282	292	358	239	241	237	259	313	313	282	239	358	358
	DKD36	266	314	325	398	266	268	263	288	348	348	314	266	398	398



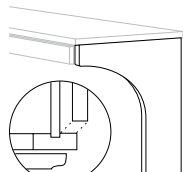
Desk Knee Drawer Trimmable — 21" Deep x 5 3/16" High

Spec Book page 89	DKDT24	260	308	318	390	260	262	258	282	341	341	308	260	390	390
	DKDT30	286	338	350	428	286	288	283	309	374	374	338	286	428	428
	DKDT36	319	377	390	478	319	322	316	345	418	418	377	319	478	478



Desk End Panel

Spec Book page 89	Laminate DEP24	-	-	-	-	-	113	-	113	-	-	-	-	-	-
	Veneer DEP24	202	202	202	202	202	-	202	-	202	202	202	202	202	202

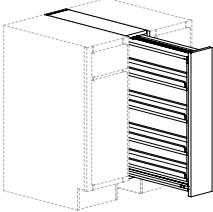

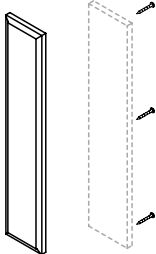
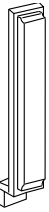


Avenue Maple	Avenue w/5 Piece Drawer Front Option Maple	Sutton Cliffs Hickory Square	Seneca Ridge Cherry Square	Sutton Cliffs Maple Square	Avenue Cherry	Avenue w/5 Piece Drawer Front Option Cherry	Somerton Hill Maple Square	Sutton Cliffs Cherry Square	Lariat/LaBelle Maple	Somerton Hill Cherry Square	Lariat/LaBelle Cherry	Tolani Maple Square	Tolani Cherry Square	PREVIOUS PRODUCT CODE	+ Add for Deluxe - SDT	+ Add for Deluxe w/Plywood Ends - PDT
449	485	463	475	490	490	527	514	549	551	574	608	446	485	DDO 15	32	119
478	517	493	506	522	522	561	547	584	587	611	647	475	517	DDO 18	34	120
510	551	525	540	556	556	598	583	623	626	651	690	506	551	DDO 21	36	123
544	588	560	576	593	594	639	622	665	667	695	736	540	588	DDO 24	38	125
603	652	621	638	658	658	708	690	737	740	770	816	599	652	FD 15	132	227
639	690	658	676	697	697	750	731	781	784	816	864	634	690	FD 18	138	233
684	739	704	723	745	746	802	782	835	839	873	925	678	739	FD 21	145	240
728	786	750	770	794	794	854	833	889	893	930	985	722	786	FD 24	151	246
284	284	265	325	256	325	325	284	325	283	328	328	284	325	AD 24	47	-
313	313	292	358	282	358	358	312	358	312	362	361	313	358	AD 30	51	-
348	348	325	398	314	398	398	348	398	347	402	402	348	398	AD 36	57	-
341	341	318	390	308	390	390	340	390	340	394	393	341	390	TKD 24	47	-
374	374	350	428	338	428	428	374	428	374	433	432	374	428	TKD 30	51	-
418	418	390	478	377	478	478	417	478	417	483	482	418	478	TKD 36	57	-
-	-	-	-	-	-	-	-	-	-	-	-	-	-	DL 24	-	-
202	202	202	202	202	202	202	202	202	202	202	202	202	202	DL 24	-	-


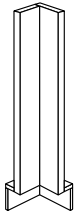
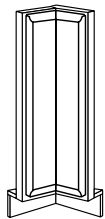
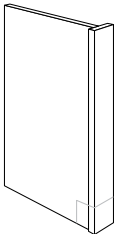
BASE CABINET ACCESSORIES

★ NOT available with upgrade PDT - Deluxe Plywood End Panel Option
 All prices in U.S. Dollars. All prices, models and specifications subject to change without notice.

Cabinet configuration will vary by product line.
 Please refer to Product Specification Book for details.

DESCRIPTION	PRODUCT CODE	PREVIOUS PRODUCT CODE	Carton Quantity	Oak	Hickory	Maple	Cherry	White
Base Pull-Out Filler								
Spec Book page 90	BFP3	N/A	1	267	299	299	312	299
	BFP6	N/A	1	353	396	396	413	396
 <p>BFP6 shown</p>								
Base Filler								
Spec Book page 90	3" Wide							
	BF3	FB 3	1	41	46	46	48	46
	6" Wide							
	BF6	FB 6	1	83	93	93	97	93
								
Overlay								
Spec Book page 90	3" Wide							
	OL3-12	N/A	1	-	-	30	31	30
	OL3-15	N/A	1	-	-	35	36	35
	OL3-18	N/A	1	-	-	40	41	40
	OL3-21	N/A	1	-	-	45	47	45
	OL3-24	N/A	1	-	-	50	52	50
	OL3-30	N/A	1	-	-	55	57	55
	OL3-36	N/A	1	-	-	60	62	60
	OL3-42	N/A	1	-	-	65	67	65
	6" Wide							
	OL6-21	N/A	1	-	-	60	62	60
	OL6-24	N/A	1	-	-	70	73	70
	OL6-30	N/A	1	-	-	80	83	80
	OL6-36	N/A	1	-	-	90	93	90
	OL6-42	N/A	1	-	-	100	104	100
								
Base Filler with Overlay								
Spec Book page 91	3" Wide							
	BFOL3 Somerton Hill & Whitebay II Only	FB 3-0	1	-	-	72	74	64
	Maple and Cherry for Somerton Hill and White for Whitebay II							
	6" Wide							
	BFOL6 Somerton Hill & Whitebay II Only	FB 6	1	-	-	131	136	116
	Maple and Cherry for Somerton Hill and White for Whitebay II							
								



DESCRIPTION	PRODUCT CODE	PREVIOUS PRODUCT CODE	Carton Quantity	Oak	Hickory	Maple	Cherry	White
Base Fluted Filler								
Spec Book page 91	3" Wide BFF3	FB 3-F	1	90	101	101	105	90
								
Base Filler Corner								
Spec Book page 91	BFC3	FBC 3	1	78	87	87	91	87
								
Base Filler with Overlay Corner								
Spec Book page 91	BFOLC3 Somerton Hill & Whitebay II Only Maple and Cherry for Somerton Hill and White for Whitebay II	FBC 3-0	1	-	-	111	115	99
								
Base End Panel Filler								
Spec Book page 92	3" Wide							
	BEPF3-34	EF 3-34	1	98	110	110	114	110
	BEPF3-34-2	EF 3-34/2	2	187	210	210	218	210
	BEPF3-34 (w/plywood end panel-PSS)	EF 3-34	1	152	164	164	168	-
	BEPF3-34-2(w/plywood end panel-PSS)	EF 3-34/2	2	294	317	317	325	-
	6" Wide							
	BEPF6-34	N/A	1	198	222	222	230	222
	BEPF6-34(w/plywood end panel-PSS)	N/A	1	308	332	332	340	-
								

BASE CABINET ACCESSORIES



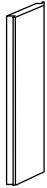
★ NOT available with upgrade PDT - Deluxe Plywood End Panel Option
All prices in U.S. Dollars. All prices, models and specifications subject to change without notice.

Cabinet configuration will vary by product line.
Please refer to Product Specification Book for details.

DESCRIPTION	PRODUCT CODE	PREVIOUS PRODUCT CODE	Carton Quantity	Oak	Hickory	Maple	Cherry	White
-------------	--------------	-----------------------	-----------------	-----	---------	-------	--------	-------

Filler Angle


Spec Book page 92



3" Wide								
FA3-30		FA-30	1	68	76	76	79	68
FA3-42		FA-42	1	80	90	90	93	80
FA3-60		FA-60	1	87	97	97	101	87

Fluted Filler Angle


Spec Book page 92



3" Wide								
FFA3-30		FA-30-F	1	107	120	120	124	107
FFA3-36		FA-36-F	1	115	129	129	134	115
FFA3-42		FA-42-F	1	122	137	137	142	122
FFA3-48		FA-48-F	1	133	149	149	155	133
FFA3-54		FA-54-F	1	144	161	161	167	144
FFA3-60		FA-60-F	1	155	174	174	180	155

Base Box

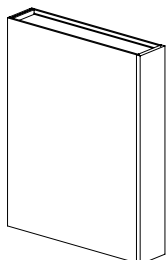
Spec Book page 93



BB3-2434		N/A	1	314	---	353	366	353
BB3-2434 (with plywood end panel -PSS)		N/A	1	427	---	479	496	479
BB6-2434		N/A	1	441	---	495	513	495
BB6-2434 (with plywood end panel -PSS)		N/A	1	553	---	621	644	621

Base Column


Spec Book page 93



3" Wide								
BC3-1534		N/A	1	341	---	383	397	383
BC3-2734		N/A	1	486	---	545	565	545
6" Wide								
BC6-1534		N/A	1	478	---	537	557	537
BC6-2734		N/A	1	680	---	763	791	763



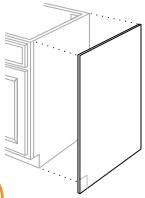
DESCRIPTION	PRODUCT CODE	PREVIOUS PRODUCT CODE	Carton Quantity	Oak	Hickory	Maple	Cherry	White
Base Column Fluted								
Spec Book page 93	BCF6-1534	N/A	1	352	--	395	409	395
	BCF6-2734	N/A	1	500	--	561	581	561



Base End Panel

Spec Book page 94

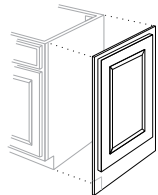
Laminate								
BEP	BEP 34	1	-	-	-	-	-	33
BEP-6	BEP 34/6	6	-	-	-	-	-	191
Veneer								
BEP	BEP 34	1	80	90	90	93	-	-
BEP-6	BEP 34/6	6	458	516	516	534	-	-



Matching Base End Panel

Spec Book page 94

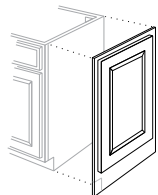
MBEP2434 Spring Valley Square	BDEP 34	1	194	229	225	239	-	-
MBEP2434 Arbor Falls II	BDEP 34	1	-	-	-	-	-	249
MBEP2434 Seneca Ridge Square	BDEP 34	1	248	-	300	333	-	-
MBEP2434 Whitebay II Square	BDEP 34	1	-	-	-	-	-	278
MBEP2434 Sutton Cliffs Square	BDEP 34	1	311	343	343	384	-	-
MBEP2434 Somerton Hill Square	BDEP 34	1	-	-	360	402	-	-
MBEP2434 Portrait	BDEP 34	1	265	-	286	312	-	-
MBEP2434 Fusion	BDEP 34	1	-	-	286	312	-	-
MBEP2434 Tolani	BDEP 34	1	-	-	312	340	-	-
MBEP2434 Avenue	BDEP 34	1	-	-	315	343	-	-
MBEP2434 Avenue w/5 Piece Drawer Front Option	BDEP 34	1	-	-	286	312	-	-
MBEP2434 Portrait w/5 Piece Drawer Front Option	BDEP 34	1	-	-	315	343	-	-
MBEP2434 Lariat, LaBelle	BDEP 34	1	-	-	386	426	-	-



Matching Desk End Panel

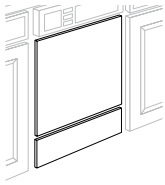
Spec Book page 95

MDEP Spring Valley Square	DDEP	1	174	205	202	214	-	-
MDEP Arbor Falls II	DDEP	1	-	-	-	-	-	223
MDEP Seneca Ridge Square	DDEP	1	222	-	269	299	-	-
MDEP Whitebay II Square	DDEP	1	-	-	-	-	-	249
MDEP Sutton Cliffs Square	DDEP	1	279	308	308	345	-	-
MDEP Somerton Hill Square	DDEP	1	-	-	323	360	-	-
MDEP Portrait	DDEP	1	238	-	257	280	-	-
MDEP Fusion	DDEP	1	-	-	257	280	-	-
MDEP Tolani	DDEP	1	-	-	280	305	-	-
MDEP Avenue	DDEP	1	-	-	282	308	-	-
MDEP Avenue w/5 Piece Drawer Front Option	DDEP	1	-	-	257	280	-	-
MDEP Portrait w/5 Piece Drawer Front Option	DDEP	1	-	-	282	308	-	-
MDEP Lariat, LaBelle	DDEP	1	-	-	346	382	-	-




★ NOT available with upgrade PDT - Deluxe Plywood End Panel Option
All prices in U.S. Dollars. All prices, models and specifications subject to change without notice.

Cabinet configuration will vary by product line.
Please refer to Product Specification Book for details.

DESCRIPTION	PRODUCT CODE	PREVIOUS PRODUCT CODE	Carton Quantity					
				Oak	Hickory	Maple	Cherry	White
Dishwasher Panel								
Spec Book page 95								
	Laminate							
	DWP	DWP	1	-	-	-	-	61
	DWP-4	DWP/4	4	-	-	-	-	231
	Veneer							
	DWP	DWP	1	76	85	85	88	-
	DWP-4	DWP/4	4	290	324	324	337	-

Decorative Dishwasher Panel

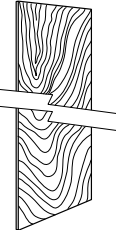
Spec Book page 96

	DDWP Spring Valley Square	DDWP	1	203	239	236	250	-
	DDWP Arbor Falls II	DDWP	1	-	-	-	-	260
	DDWP Seneca Ridge Square	DDWP	1	259	-	314	348	-
	DDWP Whitebay II Square	DDWP	1	-	-	-	-	290
	DDWP Sutton Cliffs Square	DDWP	1	325	359	359	402	-
	DDWP Somerton Hill Square	DDWP	1	-	-	377	420	-
	DDWP Portrait	DDWP	1	277	-	300	326	-
	DDWP Fusion	DDWP	1	-	-	300	326	-
	DDWP Tolani	DDWP	1	-	-	327	356	-
	DDWP Avenue	DDWP	1	-	-	329	359	-
	DDWP Avenue w/5 Piece Drawer Front Option	DDWP	1	-	-	300	326	-
	DDWP Portrait w/5 Piece Drawer Front Option	DDWP	1	-	-	329	359	-
	DDWP Lariat, LaBelle	DDWP	1	-	-	404	445	-

☆ Lariat only available in Chiffon glaze, not, Chiffon

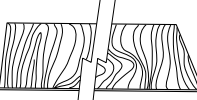
Panel Backer

Spec Book page 96


	Paper 4' x 8'							
	PB4896 P	PB-LAM	1	116	116	116	116	116
	PB4896 P-2	PB-LAM/2	2	222	222	222	222	222
	Veneer 4' x 8'							
	PB4896	PB-VENEER	1	347	389	389	404	-
	PB4896-2	PB-VENEER/2	2	663	742	742	771	-

Panel Backer

Spec Book page 96

	Veneer 8' x 4'							
	PB9648	PB 9648-VENEER	1	433	485	485	504	-
	PB9648-2	PB 9648-VENEER/2	827	926	926	962	-	*926



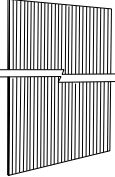
DESCRIPTION	PRODUCT CODE	PREVIOUS PRODUCT CODE	Carton Quantity	Oak	Hickory	Maple	Cherry	White
Panel Backer 3' Tall								
Spec Book page 97	Paper							
	PB4834P	PB 3-LAM	1	-	-	-	-	62
	PB4834P-4	PB 3-LAM/4	4	-	-	-	-	237
	Veneer							
	PB4834	PB 3-VENEER	1	192	215	215	223	-
	PB4834-4	PB 3-VENEER/4	4	733	821	821	853	-

BASE CABINET ACCESSORIES

V—Groove Panel

Spec Book page 97



	Veneer							
	VGP4834	VGP 4835	1	234	262	262	272	262
	VGP4896	VGP 4896	1	535	599	599	622	599

Drop In Range Panel


Spec Book page 97

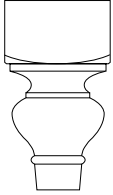
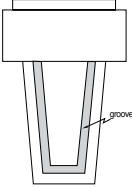
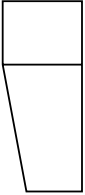

	DIP30	RP 30	1	106	119	119	123	119
---	-------	-------	---	-----	-----	-----	-----	-----

Windmere Foot

Spec Book page 98



	WDF	WFT	1	-	-	192	199	-
	WDF-UF	N/A	1	-	-	192	199	-

DESCRIPTION	PRODUCT CODE	PREVIOUS PRODUCT CODE	Carton Quantity	Oak	Hickory	Maple	Cherry	White
Tapestry Foot								
Spec Book page 98	TFT	TFT	1	-	-	192	199	-
	TFT-UF	N/A	1	-	-	192	199	-
								
Estero Foot								
Spec Book page 98	EFT	EFT	1	-	-	192	199	-
	EFT-UF	N/A	1	-	-	192	199	-
								
Tapered Foot								
Spec Book page 98	PFT	PFT	1	141	141	158	164	-
	PFT-UF	N/A	1	141	141	158	164	-
								
Windmere Leg — Base								
Spec Book page 99	WDLB	WLB	1	-	-	422	438	-
	WDLB-UF	N/A	1	-	-	422	438	-
								



DESCRIPTION	PRODUCT CODE	PREVIOUS PRODUCT CODE	Carton Quantity	Oak	Hickory	Maple	Cherry	White
Tapestry Leg — Base								
Spec Book page 99	TLB	TLB	1	-	-	430	447	-
	TLB-UF	N/A	1	-	-	430	447	-



Estero Leg — Base

Spec Book page 99

ELB	ELB	1	-	-	435	451	-
ELB-UF	N/A	1	-	-	435	451	-



Tapered Leg — Base

Spec Book page 99

PLB	PLB	1	364	363	408	423	-
PLB-UF	N/A	1	364	363	408	423	-



DESCRIPTION	PRODUCT CODE	PREVIOUS PRODUCT CODE	Carton Quantity	Oak	Hickory	Maple	Cherry	White
Plain Square Post								
Spec Book page 100	PSP6-30	N/A	1	371	--	416	431	416
	PSP6-34	N/A	1	414	--	465	482	465
	PSP6-36	N/A	1	421	--	473	490	473
	PSP6-42	N/A	1	514	--	577	598	577



Spindle

Spec Book page 100	SP5-36	N/A	1	497	--	558	578	558
	SP5-42	N/A	1	551	--	618	640	618



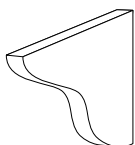
Roman Spindle

Spec Book page 100	RSP5-36	N/A	1	510	--	572	593	572
	RSP5-42	N/A	1	562	--	631	654	631

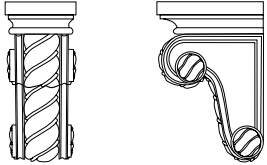


Countertop Support Bracket

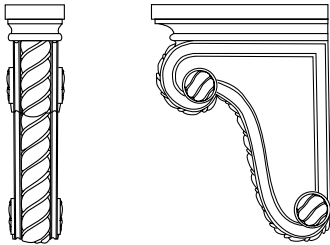
Spec Book page 100	Quantities are in Pairs CTSB	CTSB	1	107	120	120	124	120
--------------------	---------------------------------	------	---	-----	-----	-----	-----	-----




DESCRIPTION	PRODUCT CODE	PREVIOUS PRODUCT CODE	Carton Quantity	Oak	Hickory	Maple	Cherry	White
Windmere Corbel Small								
Spec Book page 101	WCB49	WSC	1	-	-	357	371	-
	WCB49-UF	N/A	1	-	-	357	371	-




Windmere Corbel Large								
Spec Book page 101	WCB312	WLC	1	-	-	432	449	-
	WCB312-UF	N/A	1	-	-	432	449	-



Tapestry Corbel Small								
Spec Book page 101	TCB49	TSC	1	-	-	343	356	-
	TCB49-UF	N/A	1	-	-	343	356	-



Tapestry Corbel Large								
Spec Book page 102	TCB312	TLC	1	-	-	417	433	-
	TCB312-UF	N/A	1	-	-	417	433	-

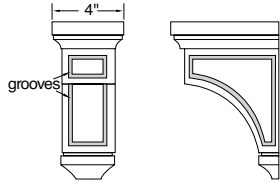


BASE CABINET ACCESSORIES

★ NOT available with upgrade PDT - Deluxe Plywood End Panel Option
All prices in U.S. Dollars. All prices, models and specifications subject to change without notice.

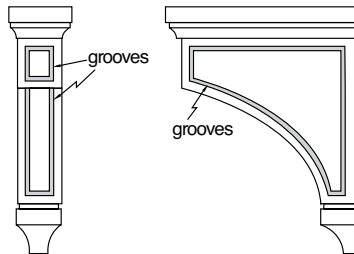
Cabinet configuration will vary by product line.
Please refer to Product Specification Book for details.

DESCRIPTION	PRODUCT CODE	PREVIOUS PRODUCT CODE	Carton Quantity	Oak	Hickory	Maple	Cherry	White
Estero Corbel Small								
Spec Book page 102	ECB49	ESC	1	-	-	320	333	-
	ECB49-UF	N/A	1	-	-	320	333	-



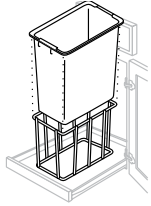
Estero Corbel Large

Spec Book page 103	ECB312	ELC	1	-	-	391	406	-
	ECB312-UF	N/A	1	-	-	391	406	-

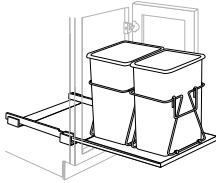




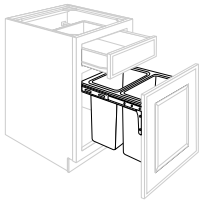
DESCRIPTION	PRODUCT CODE	PREVIOUS PRODUCT CODE	Carton Quantity	List Price
Base Wastebasket Floor Mount Kit				
Spec Book page 103	BWBFMK	BWB	1	98
	BWBFMK-6	BWB/6	6	562



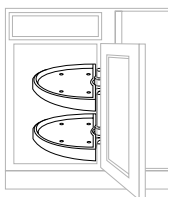
Base Wastebasket Floor Mount Kit				
Spec Book page 103	BWBFMK-2	RC 215	1	392

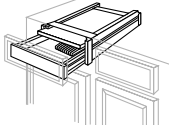
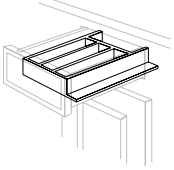
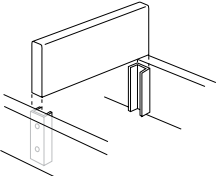
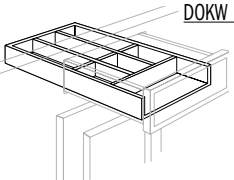


Base Wastebasket Top Mount Kit				
Spec Book page 103	BWBTK15	BWTK 15	1	315
	BWBTK18-2	BWTK 18	1	358

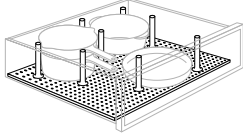


Base Swing-Out Shelves				
Spec Book page 104	BSOS42	BSOS 42	1	314
	BSOS42-3	BSOS 42/3	3	900
	BSOS45	BSOS 45	1	336
	BSOS45-3	BSOS 45/3	3	963



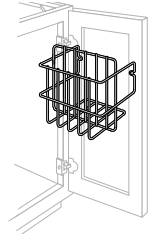
DESCRIPTION	PRODUCT CODE	PREVIOUS PRODUCT CODE	Carton Quantity	List Price
Knife Section Cutting Center Kit				
Spec Book page 104	KSCCK15	CBK 15	1	199
	KSCCK18	CBK 18	1	214
	KSCCK21	CBK 21	1	248
	KSCCK24	CBK 24	1	284
				
Cutlery Divider				
Spec Book page 105	CDI18	CT 18	1	34
	CDI18-12	CT 18/12	12	390
				
Drawer Partition Kit				
Spec Book page 105	DPK	DPK	1	35
				
Drawer Organizer Kit				
Spec Book page 105-106	Narrow			
	DOKN	DOKN	1	68
	Wide			
	DOKW	DOKW	1	82
				

DESCRIPTION	PRODUCT CODE	PREVIOUS PRODUCT CODE	Carton Quantity	List Price
Pegged Deep Drawer Organizer				
Spec Book page 106	PDD030	PDD0 30	1	160
	PDD036	PDD0 36	1	169
	REPLPDOPK	REPL PDOPK	4 pegs	57



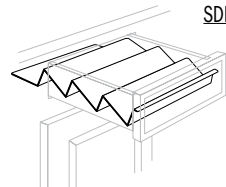
Foil Box Rack

Spec Book page 107	FBRK18	FBRK 18	1	56
--------------------	--------	---------	---	----



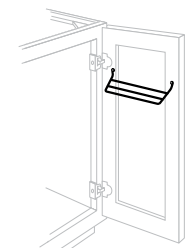
Spice Drawer Insert Kit

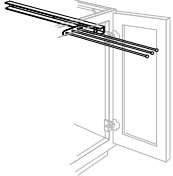
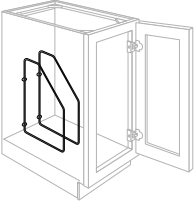
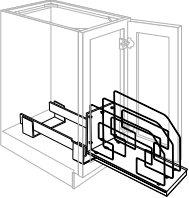
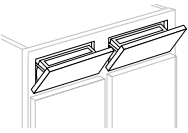
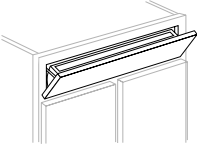
Spec Book page 107	SDIK15	STI 15	1	167
	SDIK18	STI 18	1	169
	SDIK21	STI 21	1	172
	SDIK24	STI 24	1	175



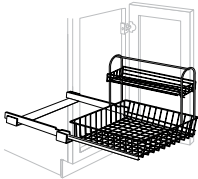
Towel Bar (White)

Spec Book page 107	TB	TB	1	34
--------------------	----	----	---	----



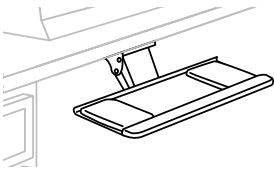
DESCRIPTION	PRODUCT CODE	PREVIOUS PRODUCT CODE	Carton Quantity	List Price
Sliding Towel Bar — Chrome (Three Prong)				
Spec Book page 107	STB	TB-C	1	86
				
Wire Tray Divider				
Spec Book page 108	Quantities are in Pairs			
	WTDK16	TD	1 Pair	50
	WTDK16-5	TD/5	5 Pair	239
				
Wire Tray Divider Roll—Out				
Spec Book page 108	WTDRO9	TDRO 9	1	227
	WTDRO12	TDRO 12	1	250
				
Utility Tray Kit				
Spec Book page 108	Quantities are in Pairs			
	UTK12	TOST 12	1 Pair	51
	UTK12-20PR	TOST 12/20	20 Pair	974
	Quantities are Each			
	UTK22	TOST 22	1	51
	UTK22-20	TOST 22/20	20	974
 <p>UTK 12</p>  <p>UTK 22</p>				

DESCRIPTION	PRODUCT CODE	PREVIOUS PRODUCT CODE	Carton Quantity	List Price
Under Sink Tote				
Spec Book page 109	UST12	UST 12	1	153
	UST15	UST 15	1	170



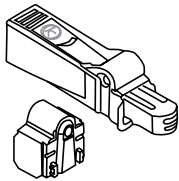
Floating Keyboard Tray Kit

Spec Book page 109	FKBDK	KBD	1	400
--------------------	-------	-----	---	-----



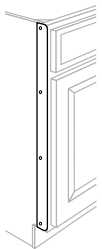
SoftAction™ Door (Door Closing Hardware)

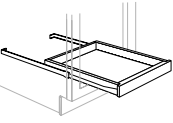
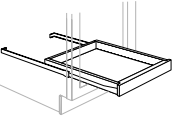
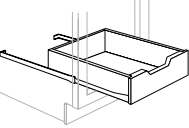
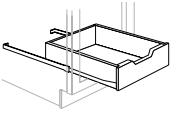
Spec Book page 109	SADO	SADO	1	14
--------------------	------	------	---	----



Heat Shield

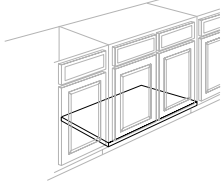
Spec Book page 109	Quantities are in Pairs			
	HSD	HSD	1 Pair	45



DESCRIPTION	PRODUCT CODE	PREVIOUS PRODUCT CODE	Carton Quantity	List Price
Standard Base Tray Kit				
Spec Book page 110	BTK12	BTK 12	1 Kit	87
	BTK15	BTK 15	1 Kit	88
	BTK18	BTK 18	1 Kit	90
	BTK21	BTK 21	1 Kit	93
	BTK24	BTK 24	1 Kit	94
	BTK27	BTK 27	1 Kit	95
	BTK27B	BTK 27 B	1 Kit	95
	BTK30	BTK 30	1 Kit	96
	BTK33	BTK 33	1 Kit	90
	BTK36	BTK 36	1 Kit	99
	BTK36/39	BTK 36/39	1 Kit	87
	BTK39	BTK 39	1 Kit	93
	BTK45	BTK 45	1 Kit	94
Standard Base Tray Kit — Double Faced				
Spec Book page 110	BTK18-DF	BTK 18 DF	1 Kit	86
	BTK21-DF	BTK 21 DF	1 Kit	87
	BTK24-DF	BTK 24 DF	1 Kit	88
	BTK27-DF	BTK 27 DF	1 Kit	93
	BTK27B-DF	BTK 27 BDF	1 Kit	98
	BTK30-DF	BTK 30 DF	1 Kit	95
Base Deep Tray Kit — Side Mount Full Extension				
Spec Book page 111	BDTK30-SMFE	N/A	1 Kit	119
	BDTK36-SMFE	N/A	1 Kit	122
Deluxe Base Deep Tray Kit				
Spec Book page 111	BDTK12	BDTK 12	1 Kit	104
	BDTK15	BDTK 15	1 Kit	107
	BDTK18	BDTK 18	1 Kit	109
	BDTK21	BDTK 21	1 Kit	110
	BDTK24	BDTK 24	1 Kit	111
	BDTK27	BDTK 27	1 Kit	112
	BDTK27B	BDTK 27 B	1 Kit	125
	BDTK30	BDTK 30	1 Kit	114
	BDTK30-FE	BDTK 30 FE	1 Kit	119
	BDTK33	BDTK 33	1 Kit	116
	BDTK36	BDTK 36	1 Kit	117
	BDTK36-FE	BDTK 36 FE	1 Kit	122
	BDTK39	BDTK 39	1 Kit	118

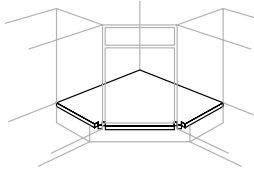


DESCRIPTION	PRODUCT CODE	PREVIOUS PRODUCT CODE	Carton Quantity	List Price
Sink Front Bottom				
Spec Book page 112	BDTK45	BDTK 45	1 Kit	119
	SFB2336	SFB 24/36	1	63




Sink Front Diagonal Bottom

Spec Book page 112	SFDB4242	SFDB 36/42	1	95
--------------------	----------	------------	---	----



CoreGuard™ Panel Backer 36"

Spec Book page 112	CGPB36	CGPB36	1	77
--------------------	--------	--------	---	----



BASE CABINET ACCESSORIES

DESCRIPTION

PRODUCT CODE

Spring Valley Oak Square

Spring Valley Maple Square

Spring Valley Hickory Square

Spring Valley Cherry Square

Seneca Ridge Oak Square

Arbor Falls II

Portrait Oak

Whitebay II Square

Portrait/Fusion Maple

Portrait w/5 Piece Drawer Front Option Maple

Seneca Ridge Maple Square

Sutton Cliffs Oak Square

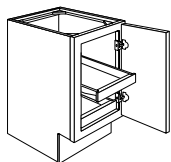
Portrait/Fusion Cherry

Portrait w/5 Piece Drawer Front Option Cherry

Access Base Single Door Full-Height

Spec Book page 113

Not available with PDT upgrade.



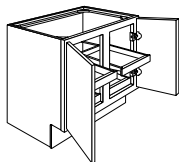
AB12FH L or R	279	324	329	343	357	358	365	399	412	412	432	447	448	448
AB15FH L or R	300	348	354	369	383	385	392	429	443	443	464	480	482	482
AB18FH L or R	318	369	375	391	406	408	416	455	469	469	492	509	511	511
AB24FH L or R	362	420	427	445	463	464	473	518	534	534	560	580	582	582

Specify L or R hinging

Access Base Double Door Full-Height

Spec Book page 113

Not available with PDT upgrade.

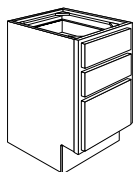


AB24 BFH	380	441	448	467	486	487	497	544	561	561	588	609	611	—
AB27FH	441	512	520	542	564	565	576	631	651	651	682	706	709	709
AB27 BFH	463	538	546	570	592	594	605	663	683	683	717	741	744	744
AB30FH	458	532	540	563	585	587	599	655	676	676	709	733	736	736
AB30 BFH	481	559	567	591	614	616	629	688	710	710	744	770	773	—
AB33FH	480	557	566	590	613	615	627	687	708	708	743	768	771	771
AB36FH	502	583	592	617	642	644	656	718	741	741	777	804	807	807
AB39FH	526	611	620	647	672	674	687	753	776	776	814	842	845	845
AB42FH	550	639	648	677	703	705	719	787	812	812	851	881	884	884
AB45FH	575	668	678	707	735	737	752	823	849	849	890	921	924	924
AB48FH	600	697	707	738	767	769	784	859	886	886	928	961	964	964

Access Base Three Drawer

Spec Book page 113

Not available with PDT upgrade.

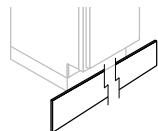


ABD12-3D	388	459	475	582	388	391	388	420	508	544	459	388	581	622
ABD15-3D	418	494	511	627	418	421	418	452	547	586	494	418	626	670
ABD18-3D	430	508	526	645	430	433	430	465	563	602	508	430	644	689
ABD24-3D	514	608	629	772	514	518	514	556	673	720	608	514	769	823

Access Toekick Cover — Laminate

Spec Book page 113

ATKCL8	43	43	43	43	43	43	43	43	43	43	43	43	43	43
ATKCL8-4	164	164	164	164	164	164	164	164	164	164	164	164	164	164



Avenue Maple	Avenue w/5 Piece Drawer Front Option Maple	Sutton Cliffs Hickory Square	Seneca Ridge Cherry Square	Sutton Cliffs Maple Square	Avenue Cherry	Avenue w/5 Piece Drawer Front Option Cherry	Somerton Hill Maple Square	Sutton Cliffs Cherry Square	Lariat/LaBelle Maple	Somerton Hill Cherry Square	Lariat/LaBelle Cherry	Tolani Maple Square	Tolani Cherry Square	PREVIOUS PRODUCT CODE	+ Add for Deluxe – SDT	+ Add for Deluxe w/Plywood Ends – PDT
453	453	466	479	493	494	494	518	553	555	578	612	449	489	UAB 12	-	-
487	487	501	515	530	531	531	557	594	597	621	658	483	526	UAB 15	-	-
516	516	532	546	562	563	563	590	630	633	659	698	512	557	UAB 18	-	-
587	587	605	621	640	640	640	672	717	720	750	794	582	634	UAB 24	-	-
616	616	635	652	672	672	672	706	753	756	788	834	611	666	N/A	-	-
715	715	736	757	780	780	780	818	874	877	913	968	710	773	UAB27	-	-
751	751	774	795	819	819	819	859	918	921	959	1016	745	811	UAB27 B	-	-
743	743	765	786	810	810	810	850	907	911	949	1005	737	802	UAB30	-	-
780	780	803	825	851	851	851	893	952	957	996	1055	774	842	N/A	-	-
779	779	802	824	849	849	849	890	951	955	994	1053	772	841	UAB33	-	-
814	814	838	861	888	888	888	931	994	998	1040	1101	808	880	UAB36	-	-
853	853	878	903	930	930	930	976	1042	1046	1089	1154	846	922	UAB39	-	-
892	892	919	944	972	973	973	1020	1090	1094	1139	1207	885	964	UAB42	-	-
933	933	960	987	1017	1017	1017	1067	1139	1144	1191	1262	925	1007	UAB45	-	-
973	973	1002	1030	1061	1061	1061	1113	1189	1193	1243	1316	965	1051	UAB 48	-	-
508	548	475	582	459	581	629	521	582	548	604	638	508	581	UABD3 12	136	-
547	591	511	627	494	626	678	562	627	591	650	687	547	626	UABD3 15	140	-
563	608	526	645	508	644	697	578	645	608	669	707	563	644	UABD3 18	149	-
673	726	629	772	608	769	834	691	772	726	800	845	673	769	UABD3 24	166	-
43	43	43	43	43	43	43	43	43	43	43	43	43	43	UTKC-LAM	-	-
164	164	164	164	164	164	164	164	164	164	164	164	164	164	UTKC-LUM/4	-	-

ACCESS CABINETS

★ NOT available with upgrade PDT - Deluxe Plywood End Panel Option
 All prices in U.S. Dollars. All prices, models and specifications subject to change without notice.

Cabinet configuration will vary by product line.
 Please refer to Product Specification Book for details.

Portrait/Fusion Maple	Portrait w/5 Piece Drawer Front Opiton Maple	Seneca Ridge Maple Square	Seneca Ridge Maple Arch	Sutton Cliffs Oak Square	Sutton Cliffs Oak Arch	Portrait/Fusion Cherry	Portrait w/5 Piece Drawer Front Opiton Cherry	Avenue Maple	Avenue w/5 Piece Drawer Front Opiton Maple	Sutton Cliffs Hickory Square	Sutton Cliffs Hickory Arch	Seneca Ridge Cherry Square	Seneca Ridge Cherry Arch	PREVIOUS PRODUCT CODE	+ Add for Deluxe – SDT	+ Add for Deluxe w/Plywood Ends – PDT
1060	1060	1111	1193	1150	1216	1154	1154	1165	1165	1199	1302	1232	1305	OCS 2784	-	305
1113	1113	1166	1253	1207	1277	1212	1212	1223	1223	1259	1367	1294	1371	OCS 2784 B	-	305
1181	1181	1238	1330	1281	1354	1286	1286	1298	1298	1336	1450	1373	1454	OCS 3084	-	305
1317	1317	1380	1483	1428	1510	1433	1433	1447	1447	1490	1617	1531	1622	OCS 3384	-	305
1181	1181	1238	1330	1281	1354	1286	1286	1298	1298	1336	1450	1373	1454	OCS 2790	-	325
1240	1240	1299	1396	1345	1422	1350	1350	1362	1362	1403	1523	1441	1527	OCS 2790B	-	325
1317	1317	1380	1483	1428	1510	1433	1433	1447	1447	1490	1617	1531	1622	OCS 3090	-	325
1468	1468	1539	1653	1592	1684	1598	1598	1613	1613	1661	1803	1707	1808	OCS 3090	-	325
1317	1317	1380	1483	1428	1510	1433	1433	1447	1447	1490	1617	1531	1622	OCS 2796	-	345
1383	1383	1450	1557	1500	1586	1506	1506	1520	1520	1565	1699	1608	1703	OCS 2796 B	-	345
1468	1468	1539	1653	1592	1684	1598	1598	1613	1613	1661	1803	1707	1808	OCS 3096	-	345
1637	1637	1716	1844	1776	1878	1783	1783	1799	1799	1853	2011	1904	2017	OCS 3396	-	345
1030	1030	1080	1160	1117	1182	1122	1122	1132	1132	1166	1265	1198	1269	OCU 2784	10	315
1082	1082	1134	1218	1174	1241	1178	1178	1189	1189	1224	1329	1258	1333	OCU 2784 B	10	315
1104	1104	1157	1243	1198	1266	1202	1202	1213	1213	1249	1356	1284	1360	OCU 3084	10	315
1181	1181	1238	1330	1281	1355	1286	1286	1298	1298	1337	1451	1373	1455	OCU 3384	10	315
1128	1128	1182	1270	1223	1293	1228	1228	1239	1239	1276	1385	1311	1389	OCU 2790	17	342
1184	1184	1241	1333	1284	1358	1289	1289	1301	1301	1339	1454	1376	1458	OCU 2790 B	17	342
1200	1200	1258	1351	1302	1377	1307	1307	1319	1319	1358	1474	1395	1478	OCU 3090	17	342
1279	1279	1341	1441	1388	1467	1393	1393	1406	1406	1448	1571	1487	1576	OCU 3090	17	342
1222	1222	1281	1376	1326	1402	1331	1331	1343	1343	1383	1501	1421	1505	OCU 2796	26	371
1283	1283	1344	1444	1391	1471	1396	1396	1410	1410	1451	1575	1491	1580	OCU 2796 B	26	371
1296	1296	1358	1459	1406	1487	1411	1411	1424	1424	1467	1592	1507	1596	OCU 3036	26	371
1377	1377	1444	1551	1494	1580	1500	1500	1514	1514	1558	1692	1601	1697	OCU 3396	26	371
725	725	760	816	786	831	789	789	796	796	820	890	843	893	UC 1584	-	153
825	825	865	929	895	946	898	898	907	907	934	1013	959	1016	UC 1884	-	153
940	940	985	1059	1020	1078	1024	1024	1033	1033	1064	1155	1093	1158	UC 2484	-	153
754	754	790	849	818	865	821	821	828	828	853	926	876	928	UC 1590	-	163
861	861	902	969	933	987	937	937	946	946	974	1057	1000	1060	UC 1890	-	163
978	978	1025	1101	1061	1122	1065	1065	1075	1075	1106	1201	1137	1204	UC 2430	-	163
783	783	821	882	849	898	853	853	861	861	886	962	910	965	UC 1596	-	172
895	895	938	1008	971	1026	974	974	983	983	1013	1099	1040	1102	UC 1836	-	172
1017	1017	1066	1145	1103	1167	1107	1107	1118	1118	1151	1249	1182	1253	UC 2496	-	172

TALL CABINETS

★ NOT available with upgrade PDT - Deluxe Plywood End Panel Option
 All prices in U.S. Dollars. All prices, models and specifications subject to change without notice.
 Cabinet configuration will vary by product line. Please refer to Product Specification Book for details.



Notes



Coffee drinking is more than a habit, it's become a national obsession. Keeping all the coffee supplies in one place, and perhaps in close proximity to the sink, is something today's homeowners might appreciate.

Portrait/Fusion Maple	Portrait w/5 Piece Drawer Front Option Maple	Seneca Ridge Maple Square	Seneca Ridge Maple Arch	Sutton Cliffs Oak Square	Sutton Cliffs Oak Arch	Portrait/Fusion Cherry	Portrait w/5 Piece Drawer Front Option Cherry	Avenue Maple	Avenue w/5 Piece Drawer Front Option Maple	Sutton Cliffs Hickory Square	Sutton Cliffs Hickory Arch	Seneca Ridge Cherry Square	Seneca Ridge Cherry Arch	PREVIOUS PRODUCT CODE	+ Add for Deluxe – SDT	+ Add for Deluxe w/Plywood Ends – PDT
833	833	874	938	904	956	907	907	916	916	943	1024	969	1027	UC 152484	-	306
951	951	996	1070	1031	1090	1035	1035	1045	1045	1075	1168	1105	1171	UC 182484	-	306
1081	1081	1133	1217	1173	1240	1177	1177	1188	1188	1223	1328	1257	1332	UC 242484	-	306
867	867	908	976	940	994	944	944	953	953	981	1065	1008	1068	UC 152490	-	325
990	990	1037	1114	1073	1135	1077	1077	1087	1087	1120	1216	1150	1219	UC 182490	-	325
1124	1124	1179	1266	1220	1290	1224	1224	1236	1236	1272	1381	1307	1385	UC 242490	-	325
901	901	944	1014	977	1033	980	980	990	990	1019	1106	1047	1109	UC 152496	-	345
1029	1029	1079	1159	1116	1180	1121	1121	1131	1131	1164	1264	1197	1268	UC 182496	-	345
1170	1170	1226	1317	1269	1342	1273	1273	1285	1285	1323	1437	1360	1441	UC 242496	-	345
1071	1071	1122	1206	1162	1228	1166	1166	1177	1177	1212	1315	1245	1319	UC 3084	-	153
1221	1221	1280	1375	1324	1400	1329	1329	1342	1342	1381	1500	1419	1504	UC 3684	-	153
1114	1114	1167	1254	1208	1277	1213	1213	1224	1224	1260	1368	1295	1372	UC 3090	-	163
1270	1270	1331	1430	1377	1456	1382	1382	1395	1395	1437	1560	1476	1564	UC 3690	-	163
1159	1159	1215	1306	1258	1330	1262	1262	1274	1274	1312	1424	1348	1428	UC 3096	-	172
1320	1320	1383	1486	1432	1514	1437	1437	1450	1450	1493	1621	1534	1626	UC 3696	-	172
1232	1232	1291	1387	1336	1413	1341	1341	1353	1353	1393	1513	1432	1517	UC 302484	-	306
1405	1405	1473	1582	1524	1612	1530	1530	1544	1544	1590	1726	1633	1731	UC 362484	-	306
1281	1281	1343	1443	1390	1470	1395	1395	1408	1408	1450	1574	1490	1578	UC 302490	-	325
1460	1460	1530	1644	1584	1675	1590	1590	1605	1605	1652	1794	1698	1798	UC 362490	-	325
1333	1333	1397	1501	1446	1529	1451	1451	1465	1465	1508	1638	1550	1642	UC 302496	-	345
1519	1519	1592	1710	1647	1742	1653	1653	1669	1669	1718	1865	1766	1871	UC 362496	-	345
1663	1663	1743	1873	1804	1908	1811	1811	1828	1828	1882	2043	1934	2049	PC 3684	-	306
1732	1732	1815	1950	1878	1986	1885	1885	1903	1903	1959	2127	2013	2133	PC 3690	-	325
1800	1800	1886	2027	1952	2064	1960	1960	1978	1978	2036	2211	2093	2217	PC 3696	-	345

TALL CABINETS

★ NOT available with upgrade PDT - Deluxe Plywood End Panel Option
 All prices in U.S. Dollars. All prices, models and specifications subject to change without notice.

Cabinet configuration will vary by product line.
 Please refer to Product Specification Book for details.

Notes



More homeowners are choosing tall, slide-out cabinet storage instead of traditional pantries. Positioning slide-out storage near the entry to the garage helps make unloading groceries more convenient.

DESCRIPTION	PRODUCT CODE	PREVIOUS PRODUCT CODE	Carton Quantity	Oak	Hickory	Maple	Cherry	White
-------------	--------------	-----------------------	-----------------	-----	---------	-------	--------	-------

Tall Filler

Spec Book page 119



3" Wide								
TF3-84	FT 3-84	1	86	96	96	100	96	
TF3-90	FT 3-90	1	96	108	108	112	108	
TF3-96	FT 3-96	1	103	115	115	120	115	

Tall Filler with Overlay

Spec Book page 119



3" Wide								
TFOL3-84 Somerton Hill and Whitebay II Only	FT 3-84-0	1	-	-	133	138	118	
TFOL3-90 Somerton Hill and Whitebay II Only	FT 3-90-0	1	-	-	144	150	128	
TFOL3-96 Somerton Hill and Whitebay II Only	FT 3-96-0	1	-	-	153	159	136	

Maple and Cherry for Somerton Hill and White for Whitebay II

Tall Fluted Filler

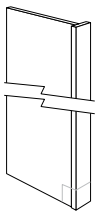
Spec Book page 119



3" Wide								
TFF3-84	FT 3-84-F	1	177	198	198	206	177	
TFF3-90	FT 3-90-F	1	190	213	213	221	190	
TFF3-96	FT 3-96-F	1	202	226	226	235	202	

Tall End Panel Filler

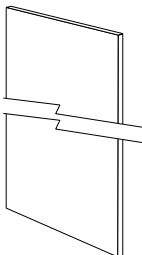
Spec Book page 120



TEPF1-84	EF 1-84	1	232	260	260	270	260	
TEPF1-96	EF 1-96	1	281	315	315	327	315	


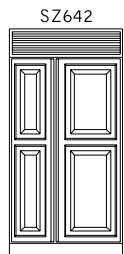
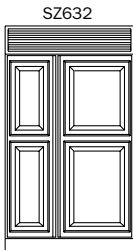
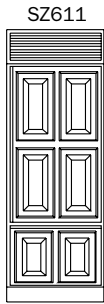
Refrigerator End Panel

Spec Book page 120



REP3296	REP 3296	1	360	403	403	419	403	



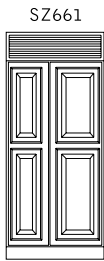
DESCRIPTION	PRODUCT CODE	PREVIOUS PRODUCT CODE	Carton Quantity	Oak	Hickory	Maple	Cherry	White	
Refrigerator Door Kit for Sub-Zero Brand Refrigerators									
Spec Book page 121	RDKSZ611	Spring Valley Square	RDK SZ611	1	448	515	506	557	–
	RDKSZ611	Arbor Falls II	RDK SZ611	1	–	–	–	–	556
	RDKSZ611	Seneca Ridge Square	RDK SZ611	1	603	–	757	819	–
	RDKSZ611	Whitebay II Square	RDK SZ611	1	–	–	–	–	548
	RDKSZ611	Sutton Cliffs Square	RDK SZ611	1	764	822	896	936	–
	RDKSZ611	Somerton Hill Square	RDK SZ611	1	–	–	928	969	–
	RDKSZ611	Portrait	RDK SZ611	1	542	–	606	682	–
	RDKSZ611	Fusion	RDK SZ611	1	–	–	606	682	–
	RDKSZ611	Tolani	RDK SZ611	1	–	–	660	743	–
	RDKSZ611	Avenue	RDK SZ611	1	–	–	667	750	–
	RDKSZ611	Avenue w/5 Piece Drawer Front Option	RDK SZ611	1	–	–	606	682	–
	RDKSZ611	Portrait w/5 Piece Drawer Front Option	RDK SZ611	1	–	–	667	750	–
	RDKSZ611	Lariat ★, LaBelle	RDK SZ611	1	–	–	750	841	–
	★ Lariat only available in Chiffon glaze, not Chiffon								
	RDKSZ632	Spring Valley Square	RDK SZ632	1	570	656	644	707	–
	RDKSZ632	Arbor Falls II	RDK SZ632	1	–	–	–	–	678
	RDKSZ632	Seneca Ridge Square	RDK SZ632	1	767	–	960	1043	–
	RDKSZ632	Whitebay II Square	RDK SZ632	1	–	–	–	–	597
	RDKSZ632	Sutton Cliffs Square	RDK SZ632	1	1163	1248	1361	1396	–
	RDKSZ632	Somerton Hill Square	RDK SZ632	1	–	–	1410	1446	–
	RDKSZ632	Portrait	RDK SZ632	1	794	–	887	991	–
	RDKSZ632	Fusion	RDK SZ632	1	–	–	887	991	–
	RDKSZ632	Tolani	RDK SZ632	1	–	–	967	1080	–
	RDKSZ632	Avenue	RDK SZ632	1	–	–	977	1091	–
	RDKSZ632	Avenue w/5 Piece Drawer Front Option	RDK SZ632	1	–	–	887	991	–
	RDKSZ632	Portrait w/5 Piece Drawer Front Option	RDK SZ632	1	–	–	977	1091	–
	RDKSZ632	Lariat ★, LaBelle	RDK SZ632	1	–	–	1448	1499	–
	★ Lariat only available in Chiffon glaze, not Chiffon								
	RDKSZ642	Spring Valley Square	RDK SZ642	1	415	475	464	511	–
	RDKSZ642	Arbor Falls II	RDK SZ642	1	–	–	–	–	535
	RDKSZ642	Seneca Ridge Square	RDK SZ642	1	579	–	723	786	–
	RDKSZ642	Whitebay II Square	RDK SZ642	1	–	–	–	–	569
	RDKSZ642	Sutton Cliffs Square	RDK SZ642	1	869	945	1028	1049	–
	RDKSZ642	Somerton Hill Square	RDK SZ642	1	–	–	1059	1091	–
	RDKSZ642	Portrait	RDK SZ642	1	689	–	770	851	–
	RDKSZ642	Fusion	RDK SZ642	1	–	–	770	851	–
	RDKSZ642	Tolani	RDK SZ642	1	–	–	839	927	–
	RDKSZ642	Avenue	RDK SZ642	1	–	–	845	937	–
	RDKSZ642	Avenue w/5 Piece Drawer Front Option	RDK SZ642	1	–	–	770	851	–
	RDKSZ642	Portrait w/5 Piece Drawer Front Option	RDK SZ642	1	–	–	845	937	–
	RDKSZ642	Lariat ★, LaBelle	RDK SZ642	1	–	–	1315	1360	–
	★ Lariat only available in Chiffon glaze, not Chiffon								
	RDKSZ650	Spring Valley Square	RDK SZ650	1	484	555	547	597	–
	RDKSZ650	Arbor Falls II	RDK SZ650	1	–	–	–	–	607
	RDKSZ650	Seneca Ridge Square	RDK SZ650	1	657	–	823	901	–
	RDKSZ650	Whitebay II Square	RDK SZ650	1	–	–	–	–	650
	RDKSZ650	Sutton Cliffs Square	RDK SZ650	1	841	908	989	1007	–
	RDKSZ650	Somerton Hill Square	RDK SZ650	1	–	–	1028	1042	–
	RDKSZ650	Portrait	RDK SZ650	1	661	–	738	823	–
	RDKSZ650	Fusion	RDK SZ650	1	–	–	738	823	–
	RDKSZ650	Tolani	RDK SZ650	1	–	–	804	897	–





★ NOT available with upgrade PDT - Deluxe Plywood End Panel Option
All prices in U.S. Dollars. All prices, models and specifications subject to change without notice.

Cabinet configuration will vary by product line.
Please refer to Product Specification Book for details.

DESCRIPTION	PRODUCT CODE	PREVIOUS PRODUCT CODE	Carton Quantity	Oak	Hickory	Maple	Cherry	White	
Refrigerator Door Kit for Sub-Zero Brand Refrigerators (continued)									
Spec Book page 121	RDKSZ650	Avenue	RDK SZ650	1	-	-	816	908	-
	RDKSZ650	Avenue w/5 Piece Drawer Front Option	RDK SZ650	1	-	-	738	823	-
	RDKSZ650	Portrait w/5 Piece Drawer Front Option	RDK SZ650	1	-	-	816	908	-
	RDKSZ650	Lariat ★, LaBelle	RDK SZ650	1	-	-	1176	1208	-
	★ Lariat only available in Chiffon glaze, not Chiffon								
	RDKSZ661	Spring Valley Square	RDK SZ661	1	393	451	442	487	-
	RDKSZ661	Arbor Falls II	RDK SZ661	1	-	-	-	-	440
	RDKSZ661	Seneca Ridge Square	RDK SZ661	1	504	-	624	696	-
	RDKSZ661	Whitebay II Square	RDK SZ661	1	-	-	-	-	471
	RDKSZ661	Sutton Cliffs Square	RDK SZ661	1	763	832	890	934	-
	RDKSZ661	Somerton Hill Square	RDK SZ661	1	-	-	921	967	-
	RDKSZ661	Portrait	RDK SZ661	1	600	-	669	764	-
	RDKSZ661	Fusion	RDK SZ661	1	-	-	669	764	-
	RDKSZ661	Tolani	RDK SZ661	1	-	-	730	834	-
	RDKSZ661	Avenue	RDK SZ661	1	-	-	736	841	-
	RDKSZ661	Avenue w/5 Piece Drawer Front Option	RDK SZ661	1	-	-	708	809	-
	RDKSZ661	Portrait w/5 Piece Drawer Front Option	RDK SZ661	1	-	-	779	891	-
	RDKSZ661	Lariat ★, LaBelle	RDK SZ661	1	-	-	990	1052	-
	★ Lariat only available in Chiffon glaze, not Chiffon								
	RDKSZ685	Spring Valley Square	RDK SZ685	1	324	513	503	554	-
	RDKSZ685	Arbor Falls II	RDK SZ685	1	-	-	-	-	532
	RDKSZ685	Seneca Ridge Square	RDK SZ685	1	534	-	749	813	-
	RDKSZ685	Whitebay II Square	RDK SZ685	1	-	-	-	-	588
	RDKSZ685	Sutton Cliffs Square	RDK SZ685	1	901	963	1033	1059	-
	RDKSZ685	Somerton Hill Square	RDK SZ685	1	-	-	1070	1096	-
	RDKSZ685	Portrait	RDK SZ685	1	652	-	813	906	-
	RDKSZ685	Fusion	RDK SZ685	1	-	-	813	906	-
	RDKSZ685	Tolani	RDK SZ685	1	-	-	885	988	-
	RDKSZ685	Avenue	RDK SZ685	1	-	-	894	997	-
	RDKSZ685	Avenue w/5 Piece Drawer Front Option	RDK SZ685	1	-	-	813	906	-
	RDKSZ685	Portrait w/5 Piece Drawer Front Option	RDK SZ685	1	-	-	894	997	-
	RDKSZ685	Lariat ★, LaBelle	RDK SZ685	1	-	-	1166	1178	-
	★ Lariat only available in Chiffon glaze, not Chiffon								
	RDKSZ695	Spring Valley Square	RDK SZ695	1	337	533	523	576	-
	RDKSZ695	Arbor Falls II	RDK SZ695	1	-	-	-	-	553
	RDKSZ695	Seneca Ridge Square	RDK SZ695	1	555	-	779	846	-
	RDKSZ695	Whitebay II Square	RDK SZ695	1	-	-	-	-	612
	RDKSZ695	Sutton Cliffs Square	RDK SZ695	1	938	1002	1074	1101	-
	RDKSZ695	Somerton Hill Square	RDK SZ695	1	-	-	1113	1140	-
	RDKSZ695	Portrait	RDK SZ695	1	678	-	845	943	-
	RDKSZ695	Fusion	RDK SZ695	1	-	-	845	943	-
	RDKSZ695	Tolani	RDK SZ695	1	-	-	921	1028	-
	RDKSZ695	Avenue	RDK SZ695	1	-	-	930	1037	-
	RDKSZ695	Avenue w/5 Piece Drawer Front Option	RDK SZ695	1	-	-	845	943	-
	RDKSZ695	Portrait w/5 Piece Drawer Front Option	RDK SZ695	1	-	-	930	1037	-
	RDKSZ695	Lariat ★, LaBelle	RDK SZ695	1	-	-	1213	1225	-



TALL CABINET ACCESSORIES

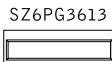
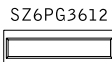
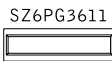
DESCRIPTION	PRODUCT CODE	PREVIOUS PRODUCT CODE	Carton Quantity	Oak	Hickory	Maple	Cherry	White	
Refrigerator Grille Kit for Sub-Zero Brand Refrigerators									
Spec Book page 121	RDKSZ6PG3010	Spring Valley Square	RDK SZ6PG3010	1	83	95	94	103	-
	RDKSZ6PG3010	Arbor Falls II	RDK SZ6PG3010	1	-	-	-	-	53
	RDKSZ6PG3010	Seneca Ridge Square	RDK SZ6PG3010	1	83	-	94	103	-
SZ6PG3010	RDKSZ6PG3010	Whitebay II Square	RDK SZ6PG3010	1	-	-	-	-	53
	RDKSZ6PG3010	Sutton Cliffs Square	RDK SZ6PG3010	1	83	95	94	103	-
	RDKSZ6PG3010	Somerton Hill Square	RDK SZ6PG3010	1	-	-	97	126	-
	RDKSZ6PG3010	Portrait	RDK SZ6PG3010	1	83	-	93	122	-
	RDKSZ6PG3010	Fusion	RDK SZ6PG3010	1	-	-	93	122	-
	RDKSZ6PG3010	Tolani	RDK SZ6PG3010	1	-	-	93	122	-
	RDKSZ6PG3010	Avenue	RDK SZ6PG3010	1	-	-	93	122	-
	RDKSZ6PG3010	Avenue w/5 Piece Drawer Front Option	RDK SZ6PG3010	1	-	-	100	131	-
	RDKSZ6PG3010	Portrait w/5 Piece Drawer Front Option	RDK SZ6PG3010	1	-	-	110	143	-
	RDKSZ6PG3010	Lariat ★, LaBelle	RDK SZ6PG3010	1	-	-	93	121	-
	★ Lariat only available in Chiffon glaze, not Chiffon								
	RDKSZ6PG3011	Spring Valley Square	RDK SZ6PG3011	1	83	95	94	103	-
	RDKSZ6PG3011	Arbor Falls II	RDK SZ6PG3011	1	-	-	-	-	53
	RDKSZ6PG3011	Seneca Ridge Square	RDK SZ6PG3011	1	83	-	94	103	-
SZ6PG3011	RDKSZ6PG3011	Whitebay II Square	RDK SZ6PG3011	1	-	-	-	-	53
	RDKSZ6PG3011	Sutton Cliffs Square	RDK SZ6PG3011	1	83	95	94	103	-
	RDKSZ6PG3011	Somerton Hill Square	RDK SZ6PG3011	1	-	-	97	126	-
	RDKSZ6PG3011	Portrait	RDK SZ6PG3011	1	83	-	93	122	-
	RDKSZ6PG3011	Fusion	RDK SZ6PG3011	1	-	-	93	122	-
	RDKSZ6PG3011	Tolani	RDK SZ6PG3011	1	-	-	93	122	-
	RDKSZ6PG3011	Avenue	RDK SZ6PG3011	1	-	-	93	122	-
	RDKSZ6PG3011	Avenue w/5 Piece Drawer Front Option	RDK SZ6PG3011	1	-	-	100	131	-
	RDKSZ6PG3011	Portrait w/5 Piece Drawer Front Option	RDK SZ6PG3011	1	-	-	110	143	-
	RDKSZ6PG3011	Lariat ★, LaBelle	RDK SZ6PG3011	1	-	-	93	121	-
	★ Lariat only available in Chiffon glaze, not Chiffon								
	RDKSZ6PG3012	Spring Valley Square	RDK SZ6PG3012	1	83	95	94	103	-
	RDKSZ6PG3012	Arbor Falls II	RDK SZ6PG3012	1	-	-	-	-	53
	RDKSZ6PG3012	Seneca Ridge Square	RDK SZ6PG3012	1	83	-	94	103	-
	RDKSZ6PG3012	Whitebay II Square	RDK SZ6PG3012	1	-	-	-	-	-
	RDKSZ6PG3012	Sutton Cliffs Square	RDK SZ6PG3012	1	83	95	94	103	-
	RDKSZ6PG3012	Somerton Hill Square	RDK SZ6PG3012	1	-	-	97	126	-
	RDKSZ6PG3012	Portrait	RDK SZ6PG3012	1	83	-	93	122	-
	RDKSZ6PG3012	Fusion	RDK SZ6PG3012	1	-	-	-	93	122
	RDKSZ6PG3012	Tolani	RDK SZ6PG3012	1	-	-	93	122	-
	RDKSZ6PG3012	Avenue	RDK SZ6PG3012	1	-	-	93	122	-
	RDKSZ6PG3012	Avenue w/5 Piece Drawer Front Option	RDK SZ6PG3012	1	-	-	100	131	-
	RDKSZ6PG3012	Portrait w/5 Piece Drawer Front Option	RDK SZ6PG3012	1	-	-	110	143	-
	RDKSZ6PG3012	Lariat ★, LaBelle	RDK SZ6PG3012	1	-	-	93	121	-
	★ Lariat only available in Chiffon glaze, not Chiffon								
	RDKSZ6PG3610	Spring Valley Square	RDK SZ6PG3610	1	91	104	103	113	-
	RDKSZ6PG3610	Arbor Falls II	RDK SZ6PG3610	1	-	-	-	-	58
	RDKSZ6PG3610	Seneca Ridge Square	RDK SZ6PG3610	1	91	-	103	113	-
	RDKSZ6PG3610	Whitebay II Square	RDK SZ6PG3610	1	-	-	-	-	58
	RDKSZ6PG3610	Sutton Cliffs Square	RDK SZ6PG3610	1	91	104	103	113	-
	RDKSZ6PG3610	Somerton Hill Square	RDK SZ6PG3610	1	-	-	106	139	-
	RDKSZ6PG3610	Portrait	RDK SZ6PG3610	1	92	-	102	134	-
	RDKSZ6PG3610	Fusion	RDK SZ6PG3610	1	-	-	102	134	-
	RDKSZ6PG3610	Tolani	RDK SZ6PG3610	1	-	-	102	134	-

★ NOT available with upgrade PDT - Deluxe Plywood End Panel Option
 All prices in U.S. Dollars. All prices, models and specifications subject to change without notice.

Cabinet configuration will vary by product line.
 Please refer to Product Specification Book for details.

DESCRIPTION	PRODUCT CODE	PREVIOUS PRODUCT CODE	Carton Quantity	Oak	Hickory	Maple	Cherry	White
Refrigerator Grille Kit for Sub-Zero Brand Refrigerators (continued)								
Spec Book page 121	RDKSZ6PG3610	Avenue	RDK SZ6PG3610	1	-	-	102	134
	RDKSZ6PG3610	Avenue w/5 Piece Drawer Front Option	RDK SZ6PG3610	1	-	-	109	143
	RDKSZ6PG3610	Portrait w/5 Piece Drawer Front Option	RDK SZ6PG3610	1	-	-	121	157
	RDKSZ6PG3610	Lariat ★, LaBelle	RDK SZ6PG3610	1	-	-	102	133
	★ Lariat only available in Chiffon glaze, not Chiffon							
	RDKSZ6PG3611	Spring Valley Square	RDK SZ6PG3611	1	91	104	103	113
	RDKSZ6PG3611	Arbor Falls II	RDK SZ6PG3611	1	-	-	-	58
	RDKSZ6PG3611	Seneca Ridge Square	RDK SZ6PG3611	1	91	-	103	113
	RDKSZ6PG3611	Whitebay II Square	RDK SZ6PG3611	1	-	-	-	58
	RDKSZ6PG3611	Sutton Cliffs Square	RDK SZ6PG3611	1	91	104	103	113
	RDKSZ6PG3611	Somerton Hill Square	RDK SZ6PG3611	1	-	-	106	139
	RDKSZ6PG3611	Portrait	RDK SZ6PG3611	1	92	-	102	134
	RDKSZ6PG3611	Fusion	RDK SZ6PG3611	1	-	-	102	134
	RDKSZ6PG3611	Tolani	RDK SZ6PG3611	1	-	-	102	134
	RDKSZ6PG3611	Avenue	RDK SZ6PG3611	1	-	-	102	134
	RDKSZ6PG3611	Avenue w/5 Piece Drawer Front Option	RDK SZ6PG3611	1	-	-	109	143
	RDKSZ6PG3611	Portrait w/5 Piece Drawer Front Option	RDK SZ6PG3611	1	-	-	121	157
	RDKSZ6PG3611	Lariat ★, LaBelle	RDK SZ6PG3611	1	-	-	102	133
	★ Lariat only available in Chiffon glaze, not Chiffon							
	RDKSZ6PG3612	Spring Valley Square	RDK SZ6PG3612	1	91	104	103	113
	RDKSZ6PG3612	Arbor Falls II	RDK SZ6PG3612	1	-	-	-	58
	RDKSZ6PG3612	Seneca Ridge Square	RDK SZ6PG3612	1	91	-	103	113
	RDKSZ6PG3612	Whitebay II Square	RDK SZ6PG3612	1	-	-	-	58
	RDKSZ6PG3612	Sutton Cliffs Square	RDK SZ6PG3612	1	91	104	103	113
	RDKSZ6PG3612	Somerton Hill Square	RDK SZ6PG3612	1	-	-	106	139
	RDKSZ6PG3612	Portrait	RDK SZ6PG3612	1	92	-	102	134
	RDKSZ6PG3612	Fusion	RDK SZ6PG3612	1	-	-	102	134
	RDKSZ6PG3612	Tolani	RDK SZ6PG3612	1	-	-	102	134
	RDKSZ6PG3612	Avenue	RDK SZ6PG3612	1	-	-	102	134
	RDK SZ6PG3612	Avenue w/5 Piece Drawer Front Option	RDK SZ6PG3612	1	-	-	109	143
	RDKSZ6PG3612	Portrait w/5 Piece Drawer Front Option	RDK SZ6PG3612	1	-	-	121	157
	RDKSZ6PG3612	Lariat ★, LaBelle	RDK SZ6PG3612	1	-	-	102	133
	★ Lariat only available in Chiffon glaze, not Chiffon							
	RDKSZ6PG3613	Spring Valley Square	RDK SZ6PG3613	1	146	167	165	180
	RDKSZ6PG3613	Arbor Falls II	RDK SZ6PG3613	1	-	-	-	183
	RDKSZ6PG3613	Seneca Ridge Square	RDK SZ6PG3613	1	198	-	248	272
	RDKSZ6PG3613	Whitebay II Square	RDK SZ6PG3613	1	-	-	-	63
	RDKSZ6PG3613	Sutton Cliffs Square	RDK SZ6PG3613	1	254	274	298	304
	RDKSZ6PG3613	Somerton Hill Square	RDK SZ6PG3613	1	-	-	110	149
	RDKSZ6PG3613	Portrait	RDK SZ6PG3613	1	95	-	107	143
	RDKSZ6PG3613	Fusion	RDK SZ6PG3613	1	-	-	107	143
	RDKSZ6PG3613	Tolani	RDK SZ6PG3613	1	-	-	107	143
	RDKSZ6PG3613	Avenue	RDK SZ6PG3613	1	-	-	107	143
	RDKSZ6PG3613	Avenue w/5 Piece Drawer Front Option	RDK SZ6PG3613	1	-	-	114	153
	RDKSZ6PG3613	Portrait w/5 Piece Drawer Front Option	RDK SZ6PG3613	1	-	-	125	168
	RDKSZ6PG3613	Lariat ★, LaBelle	RDK SZ6PG3613	1	-	-	106	142
	★ Lariat only available in Chiffon glaze, not Chiffon							
	RDKSZ6PG3614	Spring Valley Square	RDK SZ6PG3614	1	146	167	165	180
	RDKSZ6PG3614	Arbor Falls II	RDK SZ6PG3614	1	-	-	-	183
	RDKSZ6PG3614	Seneca Ridge Square	RDK SZ6PG3614	1	198	-	248	272
	RDKSZ6PG3614	Whitebay II Square	RDK SZ6PG3614	1	-	-	-	196

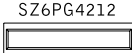


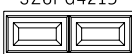
TALL CABINET ACCESSORIES



DESCRIPTION	PRODUCT CODE	PREVIOUS PRODUCT CODE	Carton Quantity	Oak	Hickory	Maple	Cherry	White	
Refrigerator Grille Kit for Sub-Zero Brand Refrigerators (continued)									
Spec Book page 121	RDKSZ6PG3614	Sutton Cliffs Square	RDK SZ6PG3614	1	254	274	298	304	-
	RDKSZ6PG3614	Somerton Hill Square	RDK SZ6PG3614	1	-	-	310	314	-
	RDKSZ6PG3614	Portrait	RDK SZ6PG3614	1	199	-	223	248	-
	RDKSZ6PG3614	Fusion	RDK SZ6PG3614	1	-	-	223	248	-
	RDKSZ6PG3614	Tolani	RDK SZ6PG3614	1	-	-	243	271	-
	RDKSZ6PG3614	Avenue	RDK SZ6PG3614	1	-	-	246	274	-
	RDKSZ6PG3614	Avenue w/5 Piece Drawer Front Option	RDK SZ6PG3614	1	-	-	223	248	-
	RDKSZ6PG3614	Portrait w/5 Piece Drawer Front Option	RDK SZ6PG3614	1	-	-	246	274	-
	RDKSZ6PG3614	Lariat ★, LaBelle	RDK SZ6PG3614	1	-	-	355	364	-
	★ Lariat only available in Chiffon glaze, not Chiffon								
	RDKSZ6PG3615	Spring Valley Square	RDK SZ6PG3615	1	146	167	165	180	-
	RDKSZ6PG3615	Arbor Falls II	RDK SZ6PG3615	1	-	-	-	-	183
	RDKSZ6PG3615	Seneca Ridge Square	RDK SZ6PG3615	1	198	-	248	272	-
	RDKSZ6PG3615	Whitebay II Square	RDK SZ6PG3615	1	-	-	-	-	196
	RDKSZ6PG3615	Sutton Cliffs Square	RDK SZ6PG3615	1	254	274	298	304	-
	RDKSZ6PG3615	Somerton Hill Square	RDK SZ6PG3615	1	-	-	310	314	-
	RDKSZ6PG3615	Portrait	RDK SZ6PG3615	1	199	-	223	248	-
	RDKSZ6PG3615	Fusion	RDK SZ6PG3615	1	-	-	223	248	-
	RDKSZ6PG3615	Tolani	RDK SZ6PG3615	1	-	-	243	271	-
	RDKSZ6PG3615	Avenue	RDK SZ6PG3615	1	-	-	246	274	-
	RDKSZ6PG3615	Avenue w/5 Piece Drawer Front Option	RDK SZ6PG3615	1	-	-	223	248	-
	RDKSZ6PG3615	Portrait w/5 Piece Drawer Front Option	RDK SZ6PG3615	1	-	-	246	274	-
	RDKSZ6PG3615	Lariat ★, LaBelle	RDK SZ6PG3615	1	-	-	355	364	-
	★ Lariat only available in Chiffon glaze, not Chiffon								
	RDKSZ6PG4210	Spring Valley Square	RDK SZ6PG4210	1	99	114	111	123	-
	RDKSZ6PG4210	Arbor Falls II	RDK SZ6PG4210	1	-	-	-	-	72
	RDKSZ6PG4210	Seneca Ridge Square	RDK SZ6PG4210	1	99	-	111	123	-
	RDKSZ6PG4210	Whitebay II Square	RDK SZ6PG4210	1	-	-	-	-	72
	RDKSZ6PG4210	Sutton Cliffs Square	RDK SZ6PG4210	1	99	114	111	123	-
	RDKSZ6PG4210	Somerton Hill Square	RDK SZ6PG4210	1	-	-	115	157	-
	RDKSZ6PG4210	Portrait	RDK SZ6PG4210	1	100	-	111	151	-
	RDKSZ6PG4210	Fusion	RDK SZ6PG4210	1	-	-	111	151	-
	RDKSZ6PG4210	Avenue	RDK SZ6PG4210	1	-	-	111	151	-
	RDKSZ6PG4210	Tolani	RDK SZ6PG4210	1	-	-	111	151	-
	RDKSZ6PG4210	Avenue w/5 Piece Drawer Front Option	RDK SZ6PG4210	1	-	-	119	161	-
	RDKSZ6PG4210	Portrait w/5 Piece Drawer Front Option	RDK SZ6PG4210	1	-	-	131	178	-
	RDKSZ6PG4210	Lariat ★, LaBelle	RDK SZ6PG4210	1	-	-	111	150	-
	★ Lariat only available in Chiffon glaze, not Chiffon								
	RDKSZ6PG4211	Spring Valley Square	RDK SZ6PG4211	1	99	114	111	123	-
	RDKSZ6PG4211	Arbor Falls II	RDK SZ6PG4211	1	-	-	-	-	72
	RDKSZ6PG4211	Seneca Ridge Square	RDK SZ6PG4211	1	99	-	111	123	-
	RDKSZ6PG4211	Whitebay II Square	RDK SZ6PG4211	1	-	-	-	-	72
	RDKSZ6PG4211	Sutton Cliffs Square	RDK SZ6PG4211	1	99	114	111	123	-
	RDKSZ6PG4211	Somerton Hill Square	RDK SZ6PG4211	1	-	-	115	157	-
	RDKSZ6PG4211	Portrait	RDK SZ6PG4211	1	100	-	111	151	-
	RDKSZ6PG4211	Fusion	RDK SZ6PG4211	1	-	-	111	151	-
	RDKSZ6PG4211	Tolani	RDK SZ6PG4211	1	-	-	111	151	-
	RDKSZ6PG4211	Avenue	RDK SZ6PG4211	1	-	-	111	151	-
	RDKSZ6PG4211	Avenue w/5 Piece Drawer Front Option	RDK SZ6PG4211	1	-	-	119	161	-
	RDKSZ6PG4211	Portrait w/5 Piece Drawer Front Option	RDK SZ6PG4211	1	-	-	131	178	-
	RDKSZ6PG4211	Lariat ★, LaBelle	RDK SZ6PG4211	1	-	-	111	150	-

★ NOT available with upgrade PDT - Deluxe Plywood End Panel Option
 All prices in U.S. Dollars. All prices, models and specifications subject to change without notice.

Cabinet configuration will vary by product line.
 Please refer to Product Specification Book for details.

DESCRIPTION	PRODUCT CODE	PREVIOUS PRODUCT CODE	Carton Quantity	Oak	Hickory	Maple	Cherry	White	
Refrigerator Grille Kit for Sub-Zero Brand Refrigerators (continued)									
Spec Book page 121	RDKSZ6PG4212	Spring Valley Square	RDK SZ6PG4212	1	99	114	111	123	-
	RDKSZ6PG4212	Arbor Falls II	RDK SZ6PG4212	1	-	-	-	-	72
	RDKSZ6PG4212	Seneca Ridge Square	RDK SZ6PG4212	1	99	-	111	123	-
	RDKSZ6PG4212	Whitebay II Square	RDK SZ6PG4212	1	-	-	-	-	72
	RDKSZ6PG4212	Sutton Cliffs Square	RDK SZ6PG4212	1	99	114	111	123	-
	RDKSZ6PG4212	Somerton Hill Square	RDK SZ6PG4212	1	-	-	115	157	-
	RDKSZ6PG4212	Portrait	RDK SZ6PG4212	1	100	-	111	151	-
	RDKSZ6PG4212	Fusion	RDK SZ6PG4212	1	-	-	111	151	-
	RDKSZ6PG4212	Tolani	RDK SZ6PG4212	1	-	-	111	151	-
	RDKSZ6PG4212	Avenue	RDK SZ6PG4212	1	-	-	111	151	-
	RDKSZ6PG4212	Avenue w/5 Piece Drawer Front Option	RDK SZ6PG4212	1	-	-	119	161	-
	RDKSZ6PG4212	Portrait w/5 Piece Drawer Front Option	RDK SZ6PG4212	1	-	-	131	178	-
	RDKSZ6PG4212	Lariat ★, LaBelle	RDK SZ6PG4212	1	-	-	111	150	-
★ Lariat only available in Chiffon glaze, not Chiffon									
	RDKSZ6PG4213	Spring Valley Square	RDK SZ6PG4213	1	146	167	165	180	-
	RDKSZ6PG4213	Arbor Falls II	RDK SZ6PG4213	1	-	-	-	-	183
	RDKSZ6PG4213	Seneca Ridge Square	RDK SZ6PG4213	1	198	-	248	272	-
	RDKSZ6PG4213	Whitebay II Square	RDK SZ6PG4213	1	-	-	-	-	63
	RDKSZ6PG4213	Sutton Cliffs Square	RDK SZ6PG4213	1	254	274	298	304	-
	RDKSZ6PG4213	Somerton Hill Square	RDK SZ6PG4213	1	-	-	110	149	-
	RDKSZ6PG4213	Portrait	RDK SZ6PG4213	1	95	-	107	143	-
	RDKSZ6PG4213	Fusion	RDK SZ6PG4213	1	-	-	107	143	-
	RDKSZ6PG4213	Tolani	RDK SZ6PG4213	1	-	-	107	143	-
	RDKSZ6PG4213	Avenue	RDK SZ6PG4213	1	-	-	107	143	-
	RDKSZ6PG4213	Avenue w/5 Piece Drawer Front Option	RDK SZ6PG4213	1	-	-	114	153	-
	RDKSZ6PG4213	Portrait w/5 Piece Drawer Front Option	RDK SZ6PG4213	1	-	-	125	168	-
	RDKSZ6PG4213	Lariat ★, LaBelle	RDK SZ6PG4213	1	-	-	106	142	-
★ Lariat only available in Chiffon glaze, not Chiffon									
	RDKSZ6PG4214	Spring Valley Square	RDK SZ6PG4214	1	146	167	165	180	-
	RDKSZ6PG4214	Arbor Falls II	RDK SZ6PG4214	1	-	-	-	-	183
	RDKSZ6PG4214	Seneca Ridge Square	RDK SZ6PG4214	1	198	-	248	272	-
	RDKSZ6PG4214	Whitebay II Square	RDK SZ6PG4214	1	-	-	-	-	196
	RDKSZ6PG4214	Sutton Cliffs Square	RDK SZ6PG4214	1	254	274	298	304	-
	RDKSZ6PG4214	Somerton Hill Square	RDK SZ6PG4214	1	-	-	310	314	-
	RDKSZ6PG4214	Portrait	RDK SZ6PG4214	1	199	-	223	248	-
	RDKSZ6PG4214	Fusion	RDK SZ6PG4214	1	-	-	223	248	-
	RDKSZ6PG4214	Tolani	RDK SZ6PG4214	1	-	-	243	271	-
	RDKSZ6PG4214	Avenue	RDK SZ6PG4214	1	-	-	223	248	-
	RDKSZ6PG4214	Avenue w/5 Piece Drawer Front Option	RDK SZ6PG4214	1	-	-	223	248	-
	RDKSZ6PG4214	Portrait w/5 Piece Drawer Front Option	RDK SZ6PG4214	1	-	-	246	274	-
	RDKSZ6PG4214	Lariat ★, LaBelle	RDK SZ6PG4214	1	-	-	355	364	-
★ Lariat only available in Chiffon glaze, not Chiffon									
	RDKSZ6PG4215	Spring Valley Square	RDK SZ6PG4215	1	146	167	165	180	-
	RDKSZ6PG4215	Arbor Falls II	RDK SZ6PG4215	1	-	-	-	-	183
	RDKSZ6PG4215	Seneca Ridge Square	RDK SZ6PG4215	1	198	-	248	272	-
	RDKSZ6PG4215	Whitebay II Square	RDK SZ6PG4215	1	-	-	-	-	196
	RDKSZ6PG4215	Sutton Cliffs Square	RDK SZ6PG4215	1	254	274	298	304	-
	RDKSZ6PG4215	Somerton Hill Square	RDK SZ6PG4215	1	-	-	310	314	-
	RDKSZ6PG4215	Portrait	RDK SZ6PG4215	1	199	-	223	248	-
	RDKSZ6PG4215	Fusion	RDK SZ6PG4215	1	-	-	223	248	-
	RDKSZ6PG4215	Tolani	RDK SZ6PG4215	1	-	-	243	271	-

TALL CABINET ACCESSORIES

DESCRIPTION	PRODUCT CODE	PREVIOUS PRODUCT CODE	Carton Quantity	Oak	Hickory	Maple	Cherry	White	
Refrigerator Grille Kit for Sub-Zero Brand Refrigerators (continued)									
Spec Book page 121	RDKSZ6PG4215	Avenue	RDK SZ6PG4215	1	-	-	223	248	-
	RDKSZ6PG4215	Avenue w/5 Piece Drawer Front Option	RDK SZ6PG4215	1	-	-	223	248	-
	RDKSZ6PG4215	Portrait w/5 Piece Drawer Front Option	RDK SZ6PG4215	1	-	-	246	274	-
	RDKSZ6PG4215	Lariat ★, LaBelle	RDK SZ6PG4215	1	-	-	355	364	-
	★ Lariat only available in Chiffon glaze, not Chiffon								
	RDKSZ6PG4810S	Spring Valley Square	RDK SZ6PG4810S	1	137	158	154	171	-
	RDKSZ6PG4810S	Arbor Falls II	RDK SZ6PG4810S	1	-	-	-	-	100
	RDKSZ6PG4810S	Seneca Ridge Square	RDK SZ6PG4810S	1	137	-	154	171	-
	RDKSZ6PG4810S	Whitebay II Square	RDK SZ6PG4810S	1	-	-	-	-	100
	RDKSZ6PG4810S	Sutton Cliffs Square	RDK SZ6PG4810S	1	137	158	154	171	-
	RDKSZ6PG4810S	Somerton Hill Square	RDK SZ6PG4810S	1	-	-	159	217	-
	RDKSZ6PG4810S	Portrait	RDK SZ6PG4810S	1	138	-	154	209	-
	RDKSZ6PG4810S	Fusion	RDK SZ6PG4810S	1	-	-	154	209	-
	RDKSZ6PG4810S	Tolani	RDK SZ6PG4810S	1	-	-	154	209	-
	RDKSZ6PG4810S	Avenue	RDK SZ6PG4810S	1	-	-	154	209	-
	RDKSZ6PG4810S	Avenue w/5 Piece Drawer Front Option	RDK SZ6PG4810S	1	-	-	165	223	-
	RDKSZ6PG4810S	Portrait w/5 Piece Drawer Front Option	RDK SZ6PG4810S	1	-	-	181	246	-
	RDKSZ6PG4810S	Lariat ★, LaBelle	RDK SZ6PG4810S	1	-	-	153	207	-
	★ Lariat only available in Chiffon glaze, not Chiffon								
	RDKSZ6PG4811S	Spring Valley Square	RDK SZ6PG4811S	1	137	158	154	171	-
	RDKSZ6PG4811S	Arbor Falls II	RDK SZ6PG4811S	1	-	-	-	-	100
	RDKSZ6PG4811S	Seneca Ridge Square	RDK SZ6PG4811S	1	137	-	154	171	-
	RDKSZ6PG4811S	Whitebay II Square	RDK SZ6PG4811S	1	-	-	-	-	100
	RDKSZ6PG4811S	Sutton Cliffs Square	RDK SZ6PG4811S	1	137	158	154	171	-
	RDKSZ6PG4811S	Somerton Hill Square	RDK SZ6PG4811S	1	-	-	159	217	-
	RDKSZ6PG4811S	Portrait	RDK SZ6PG4811S	1	138	-	154	209	-
	RDKSZ6PG4811S	Fusion	RDK SZ6PG4811S	1	-	-	154	209	-
	RDKSZ6PG4811S	Tolani	RDK SZ6PG4811S	1	-	-	154	209	-
	RDKSZ6PG4811S	Avenue	RDK SZ6PG4811S	1	-	-	154	209	-
	RDKSZ6PG4811S	Avenue w/5 Piece Drawer Front Option	RDK SZ6PG4811S	1	-	-	165	223	-
	RDKSZ6PG4811S	Portrait w/5 Piece Drawer Front Option	RDK SZ6PG4811S	1	-	-	181	246	-
	RDKSZ6PG4811S	Lariat ★, LaBelle	RDK SZ6PG4811S	1	-	-	153	207	-
	★ Lariat only available in Chiffon glaze, not Chiffon								
	RDKSZ6PG4812S	Spring Valley Square	RDK SZ6PG4812S	1	137	158	154	171	-
	RDKSZ6PG4812S	Arbor Falls II	RDK SZ6PG4812S	1	-	-	-	-	100
	RDKSZ6PG4812S	Seneca Ridge Square	RDK SZ6PG4812S	1	137	-	154	171	-
	RDKSZ6PG4812S	Whitebay II Square	RDK SZ6PG4812S	1	-	-	-	-	100
	RDKSZ6PG4812S	Sutton Cliffs Square	RDK SZ6PG4812S	1	137	158	154	171	-
	RDKSZ6PG4812S	Somerton Hill Square	RDK SZ6PG4812S	1	-	-	159	217	-
	RDKSZ6PG4812S	Portrait	RDK SZ6PG4812S	1	138	-	154	209	-
	RDKSZ6PG4812S	Fusion	RDK SZ6PG4812S	1	-	-	154	209	-
	RDKSZ6PG4812S	Tolani	RDK SZ6PG4812S	1	-	-	154	209	-
	RDKSZ6PG4812S	Avenue	RDK SZ6PG4812S	1	-	-	154	209	-
	RDKSZ6PG4812S	Avenue w/5 Piece Drawer Front Option	RDK SZ6PG4812S	1	-	-	165	223	-
	RDKSZ6PG4812S	Portrait w/5 Piece Drawer Front Option	RDK SZ6PG4812S	1	-	-	181	246	-
	RDKSZ6PG4812S	Lariat ★, LaBelle	RDK SZ6PG4812S	1	-	-	153	207	-
	★ Lariat only available in Chiffon glaze, not Chiffon								
	RDKSZ6PG4813S	Spring Valley Square	RDK SZ6PG4813S	1	169	193	189	208	-
	RDKSZ6PG4813S	Arbor Falls II	RDK SZ6PG4813S	1	-	-	-	-	218
	RDKSZ6PG4813S	Seneca Ridge Square	RDK SZ6PG4813S	1	236	-	294	320	-
	RDKSZ6PG4813S	Whitebay II Square	RDK SZ6PG4813S	1	-	-	-	-	107

★ NOT available with upgrade PDT - Deluxe Plywood End Panel Option
 All prices in U.S. Dollars. All prices, models and specifications subject to change without notice.

Cabinet configuration will vary by product line.
 Please refer to Product Specification Book for details.

DESCRIPTION	PRODUCT CODE	PREVIOUS PRODUCT CODE	Carton Quantity	Oak	Hickory	Maple	Cherry	White	
Refrigerator Grille Kit for Sub-Zero Brand Refrigerators (continued)									
Spec Book page 121	RDKSZ6PG4813S	Sutton Cliffs Square	RDK SZ6PG4813S	1	354	385	419	427	-
	RDKSZ6PG4813S	Somerton Hill Square	RDK SZ6PG4813S	1	-	-	159	217	-
	RDKSZ6PG4813S	Portrait	RDK SZ6PG4813S	1	138	-	154	208	-
	RDKSZ6PG4813S	Fusion	RDK SZ6PG4813S	1	-	-	154	208	-
	RDKSZ6PG4813S	Tolani	RDK SZ6PG4813S	1	-	-	154	208	-
	RDKSZ6PG4813S	Avenue	RDK SZ6PG4813S	1	-	-	154	208	-
	RDKSZ6PG4813S	Avenue w/5 Piece Drawer Front Option	RDK SZ6PG4813S	1	-	-	165	222	-
	RDKSZ6PG4813S	Portrait w/5 Piece Drawer Front Option	RDK SZ6PG4813S	1	-	-	182	245	-
	RDKSZ6PG4813S	Lariat ★, LaBelle	RDK SZ6PG4813S	1	-	-	153	207	-
	★ Lariat only available in Chiffon glaze, not Chiffon								
	RDKSZ6PG4814S	Spring Valley Square	RDK SZ6PG4814S	1	169	193	189	208	-
	RDKSZ6PG4814S	Arbor Falls II	RDK SZ6PG4814S	1	-	-	-	-	218
	RDKSZ6PG4814S	Seneca Ridge Square	RDK SZ6PG4814S	1	236	-	294	320	-
	RDKSZ6PG4814S	Whitebay II Square	RDK SZ6PG4814S	1	-	-	-	-	232
	RDKSZ6PG4814S	Sutton Cliffs Square	RDK SZ6PG4814S	1	354	385	419	427	-
	RDKSZ6PG4814S	Somerton Hill Square	RDK SZ6PG4814S	1	-	-	431	444	-
	RDKSZ6PG4814S	Portrait	RDK SZ6PG4814S	1	281	-	313	346	-
	RDKSZ6PG4814S	Fusion	RDK SZ6PG4814S	1	-	-	313	346	-
	RDKSZ6PG4814S	Tolani	RDK SZ6PG4814S	1	-	-	342	378	-
	RDKSZ6PG4814S	Avenue	RDK SZ6PG4814S	1	-	-	344	381	-
	RDKSZ6PG4814S	Avenue w/5 Piece Drawer Front Option	RDK SZ6PG4814S	1	-	-	313	346	-
	RDKSZ6PG4814S	Portrait w/5 Piece Drawer Front Option	RDK SZ6PG4814S	1	-	-	344	381	-
	RDKSZ6PG4814S	Lariat ★, LaBelle	RDK SZ6PG4814S	1	-	-	536	554	-
	★ Lariat only available in Chiffon glaze, not Chiffon								
	RDKSZ6PG4815S	Spring Valley Square	RDK SZ6PG4815S	1	169	193	189	208	-
	RDKSZ6PG4815S	Arbor Falls II	RDK SZ6PG4815S	1	-	-	-	-	218
	RDKSZ6PG4815S	Seneca Ridge Square	RDK SZ6PG4815S	1	236	-	294	320	-
	RDKSZ6PG4815S	Whitebay II Square	RDK SZ6PG4815S	1	-	-	-	-	232
	RDKSZ6PG4815S	Sutton Cliffs Square	RDK SZ6PG4815S	1	354	385	419	427	-
	RDKSZ6PG4815S	Somerton Hill Square	RDK SZ6PG4815S	1	-	-	431	444	-
	RDKSZ6PG4815S	Portrait	RDK SZ6PG4815S	1	281	-	313	346	-
	RDKSZ6PG4815S	Fusion	RDK SZ6PG4815S	1	-	-	313	346	-
	RDKSZ6PG4815S	Tolani	RDK SZ6PG4815S	1	-	-	342	378	-
	RDKSZ6PG4815S	Avenue	RDK SZ6PG4815S	1	-	-	344	381	-
	RDKSZ6PG4815S	Avenue w/5 Piece Drawer Front Option	RDK SZ6PG4815S	1	-	-	313	346	-
	RDKSZ6PG4815S	Portrait w/5 Piece Drawer Front Option	RDK SZ6PG4815S	1	-	-	344	381	-
	RDKSZ6PG4815S	Lariat ★, LaBelle	RDK SZ6PG4815S	1	-	-	536	554	-
	★ Lariat only available in Chiffon glaze, not Chiffon								
Refrigerator Door Kit for General Electric Brand Refrigerators									
Spec Book page 122	RDKGEZIC360N	Spring Valley Square	RDK GEZIC360N	1	541	620	612	667	-
GEZIC360N	RDKGEZIC360N	Arbor Falls II	RDK GEZIC360N	1	-	-	-	-	679
	RDKGEZIC360N	Seneca Ridge Square	RDK GEZIC360N	1	734	-	920	1007	-
	RDKGEZIC360N	Whitebay II Square	RDK GEZIC360N	1	-	-	-	-	727
	RDKGEZIC360N	Sutton Cliffs Square	RDK GEZIC360N	1	940	1015	1105	1125	-
	RDKGEZIC360N	Somerton Hill Square	RDK GEZIC360N	1	-	-	1149	1165	-
	RDKGEZIC360N	Portrait	RDK GEZIC360N	1	738	-	825	920	-
	RDKGEZIC360N	Fusion	RDK GEZIC360N	1	-	-	825	920	-
	RDKGEZIC360N	Tolani	RDK GEZIC360N	1	-	-	899	1002	-
	RDKGEZIC360N	Avenue	RDK GEZIC360N	1	-	-	912	1015	-

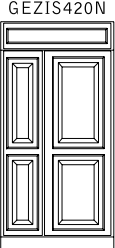
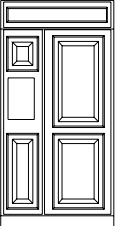

Cabinet configuration will vary by product line.
Please refer to Product Specification Book for details.

★ NOT available with upgrade PDT - Deluxe Plywood End Panel Option
All prices in U.S. Dollars. All prices, models and specifications subject to change without notice.

DESCRIPTION	PRODUCT CODE	PREVIOUS PRODUCT CODE	Carton Quantity	Oak	Hickory	Maple	Cherry	White	
Refrigerator Door Kit for General Electric Brand Refrigerators (continued)									
Spec Book page 122	RDKGEZIC360N	Avenue w/5 Piece Drawer Front Option	RDK GEZIC360N	1	-	-	825	920	-
	RDKGEZIC360N	Portrait w/5 Piece Drawer Front Option	RDK GEZIC360N	1	-	-	912	1015	-
	RDKGEZIC360N	Lariat ★, LaBelle	RDK GEZIC360N	1	-	-	1315	1350	-
	★ Lariat only available in Chiffon glaze, not Chiffon								
	RDKGEZIS360D	Spring Valley Square	RDK GEZIS360D	1	406	466	457	503	-
	RDKGEZIS360D	Arbor Falls II	RDK GEZIS360D	1	-	-	-	-	454
	RDKGEZIS360D	Seneca Ridge Square	RDK GEZIS360D	1	520	-	644	719	-
	RDKGEZIS360D	Whitebay II Square	RDK GEZIS360D	1	-	-	-	-	486
	RDKGEZIS360D	Sutton Cliffs Square	RDK GEZIS360D	1	788	860	919	965	-
	RDKGEZIS360D	Somerton Hill Square	RDK GEZIS360D	1	-	-	952	999	-
	RDKGEZIS360D	Portrait	RDK GEZIS360D	1	620	-	691	790	-
	RDKGEZIS360D	Fusion	RDK GEZIS360D	1	-	-	691	790	-
	RDKGEZIS360D	Tolani	RDK GEZIS360D	1	-	-	754	861	-
	RDKGEZIS360D	Avenue	RDK GEZIS360D	1	-	-	761	869	-
	RDKGEZIS360D	Avenue w/5 Piece Drawer Front Option	RDK GEZIS360D	1	-	-	732	836	-
	RDKGEZIS360D	Portrait w/5 Piece Drawer Front Option	RDK GEZIS360D	1	-	-	805	920	-
	RDKGEZIS360D	Lariat ★, LaBelle	RDK GEZIS360D	1	-	-	1022	1086	-
	★ Lariat only available in Chiffon glaze, not Chiffon								
	RDKGEZIS360N	Spring Valley Square	RDK GEZIS360N	1	441	506	496	546	-
	RDKGEZIS360N	Arbor Falls II	RDK GEZIS360N	1	-	-	-	-	493
	RDKGEZIS360N	Seneca Ridge Square	RDK GEZIS360N	1	565	-	700	781	-
	RDKGEZIS360N	Whitebay II Square	RDK GEZIS360N	1	-	-	-	-	528
	RDKGEZIS360N	Sutton Cliffs Square	RDK GEZIS360N	1	856	934	998	1048	-
	RDKGEZIS360N	Somerton Hill Square	RDK GEZIS360N	1	-	-	1034	1085	-
	RDKGEZIS360N	Portrait	RDK GEZIS360N	1	673	-	751	858	-
	RDKGEZIS360N	Fusion	RDK GEZIS360N	1	-	-	751	858	-
	RDKGEZIS360N	Tolani	RDK GEZIS360N	1	-	-	819	935	-
	RDKGEZIS360N	Avenue	RDK GEZIS360N	1	-	-	826	944	-
	RDKGEZIS360N	Avenue w/5 Piece Drawer Front Option	RDK GEZIS360N	1	-	-	795	908	-
	RDKGEZIS360N	Portrait w/5 Piece Drawer Front Option	RDK GEZIS360N	1	-	-	875	999	-
	RDKGEZIS360N	Lariat ★, LaBelle	RDK GEZIS360N	1	-	-	1110	1180	-
	★ Lariat only available in Chiffon glaze, not Chiffon								
	RDKGEZIS420D	Spring Valley Square	RDK GEZIS420D	1	444	510	500	550	-
	RDKGEZIS420D	Arbor Falls II	RDK GEZIS420D	1	-	-	-	-	497
	RDKGEZIS420D	Seneca Ridge Square	RDK GEZIS420D	1	569	-	705	786	-
	RDKGEZIS420D	Whitebay II Square	RDK GEZIS420D	1	-	-	-	-	532
	RDKGEZIS420D	Sutton Cliffs Square	RDK GEZIS420D	1	862	940	1005	1055	-
	RDKGEZIS420D	Somerton Hill Square	RDK GEZIS420D	1	-	-	1041	1092	-
	RDKGEZIS420D	Portrait	RDK GEZIS420D	1	678	-	756	864	-
	RDKGEZIS420D	Fusion	RDK GEZIS420D	1	-	-	756	864	-
	RDKGEZIS420D	Tolani	RDK GEZIS420D	1	-	-	825	942	-
	RDKGEZIS420D	Avenue	RDK GEZIS420D	1	-	-	832	950	-
	RDKGEZIS420D	Avenue w/5 Piece Drawer Front Option	RDK GEZIS420D	1	-	-	800	914	-
	RDKGEZIS420D	Portrait w/5 Piece Drawer Front Option	RDK GEZIS420D	1	-	-	880	1006	-
	RDKGEZIS420D	Lariat ★, LaBelle	RDK GEZIS420D	1	-	-	1118	1188	-
	★ Lariat only available in Chiffon glaze, not Chiffon								
	RDKGEZIS420N	Spring Valley Square	RDK GEZIS420N	1	477	548	537	591	-
	RDKGEZIS420N	Arbor Falls II	RDK GEZIS420N	1	-	-	-	-	534
	RDKGEZIS420N	Seneca Ridge Square	RDK GEZIS420N	1	612	-	757	844	-
	RDKGEZIS420N	Whitebay II Square	RDK GEZIS420N	1	-	-	-	-	571
	RDKGEZIS420N	Sutton Cliffs Square	RDK GEZIS420N	1	926	1010	1080	1133	-


★ NOT available with upgrade PDT - Deluxe Plywood End Panel Option
All prices in U.S. Dollars. All prices, models and specifications subject to change without notice.

Cabinet configuration will vary by product line.
Please refer to Product Specification Book for details.

DESCRIPTION	PRODUCT CODE	PREVIOUS PRODUCT CODE	Carton Quantity	Oak	Hickory	Maple	Cherry	White	
Refrigerator Door Kit for General Electric Brand Refrigerators (continued)									
Spec Book page 122	RDKGZIS420N	Somerton Hill Square	RDK GEZIS420N	1	-	-	1118	1173	-
 <p>GEZIS420N</p>	RDKGZIS420N	Portrait	RDK GEZIS420N	1	728	-	812	928	-
	RDKGZIS420N	Fusion	RDK GEZIS420N	1	-	-	812	928	-
	RDKGZIS420N	Tolani	RDK GEZIS420N	1	-	-	886	1012	-
	RDKGZIS420N	Avenue	RDK GEZIS420N	1	-	-	894	1021	-
	RDKGZIS420N	Avenue w/5 Piece Drawer Front Option	RDK GEZIS420N	1	-	-	860	982	-
	RDKGZIS420N	Portrait w/5 Piece Drawer Front Option	RDK GEZIS420N	1	-	-	946	1081	-
	RDKGZIS420N	Lariat ★, LaBelle	RDK GEZIS420N	1	-	-	1201	1276	-
	★ Lariat only available in Chiffon glaze, not Chiffon								
 <p>GEZIS420D</p>	RDKGZIS480D	Spring Valley Square	RDK GEZIS480D	1	512	588	576	634	-
	RDKGZIS480D	Arbor Falls II	RDK GEZIS480D	1	-	-	-	-	573
	RDKGZIS480D	Seneca Ridge Square	RDK GEZIS480D	1	656	-	813	906	-
	RDKGZIS480D	Whitebay II Square	RDK GEZIS480D	1	-	-	-	-	613
	RDKGZIS480D	Sutton Cliffs Square	RDK GEZIS480D	1	994	1084	1159	1217	-
	RDKGZIS480D	Somerton Hill Square	RDK GEZIS480D	1	-	-	1200	1260	-
	RDKGZIS480D	Fusion	RDK GEZIS480D	1	781	-	872	996	-
	RDKGZIS480D	Portrait	RDK GEZIS480D	1	-	-	872	996	-
	RDKGZIS480D	Tolani	RDK GEZIS480D	1	-	-	951	1086	-
	RDKGZIS480D	Avenue	RDK GEZIS480D	1	-	-	959	1096	-
	RDKGZIS480D	Avenue w/5 Piece Drawer Front Option	RDK GEZIS480D	1	-	-	923	1054	-
	RDKGZIS480D	Portrait w/5 Piece Drawer Front Option	RDK GEZIS480D	1	-	-	1015	1160	-
	RDKGZIS480D	Lariat ★, LaBelle	RDK GEZIS480D	1	-	-	1289	1370	-
★ Lariat only available in Chiffon glaze, not Chiffon									
 <p>GEZIS480N</p>	RDKGZIS480N	Spring Valley Square	RDK GEZIS480N	1	543	630	618	680	-
	RDKGZIS480N	Arbor Falls II	RDK GEZIS480N	1	-	-	-	-	611
	RDKGZIS480N	Seneca Ridge Square	RDK GEZIS480N	1	701	-	872	974	-
	RDKGZIS480N	Whitebay II Square	RDK GEZIS480N	1	-	-	-	-	667
	RDKGZIS480N	Sutton Cliffs Square	RDK GEZIS480N	1	1049	1159	1228	1293	-
	RDKGZIS480N	Somerton Hill Square	RDK GEZIS480N	1	-	-	1271	1338	-
	RDKGZIS480N	Fusion	RDK GEZIS480N	1	851	-	950	1089	-
	RDKGZIS480N	Portrait	RDK GEZIS480N	1	-	-	950	1089	-
	RDKGZIS480N	Tolani	RDK GEZIS480N	1	-	-	1036	1188	-
	RDKGZIS480N	Avenue	RDK GEZIS480N	1	-	-	1100	1268	-
	RDKGZIS480N	Avenue w/5 Piece Drawer Front Option	RDK GEZIS480N	1	-	-	1016	1165	-
	RDKGZIS480N	Portrait w/5 Piece Drawer Front Option	RDK GEZIS480N	1	-	-	1177	1356	-
	RDKGZIS480N	Lariat ★, LaBelle	RDK GEZIS480N	1	-	-	1434	1519	-

Matching Tall End Panel

Spec Book page 122



12" Deep	MTEP1284	Spring Valley Square	TDEP 1284	1	297	350	345	365	-
MTEP1284	MTEP1284	Spring Valley Arch	TDEP 1284	1	312	368	367	387	-
MTEP1284	MTEP1284	Arbor Falls II	TDEP 1284	1	-	-	-	-	381
MTEP1284	MTEP1284	Seneca Ridge Square	TDEP 1284	1	380	-	459	510	-
MTEP1284	MTEP1284	Seneca Ridge Arch	TDEP 1284	1	410	-	494	540	425
MTEP1284	MTEP1284	Whitebay II Square	TDEP 1284	1	-	-	-	-	425
MTEP1284	MTEP1284	Whitebay II Arch	TDEP 1284	1	-	-	-	-	453
MTEP1284	MTEP1284	Portrait	TDEP 1284	1	406	-	438	477	-
MTEP1284	MTEP1284	Fusion	TDEP 1284	1	-	-	438	477	-


Cabinet configuration will vary by product line. Please refer to Product Specification Book for details.

★ NOT available with upgrade PDT - Deluxe Plywood End Panel Option
All prices in U.S. Dollars. All prices, models and specifications subject to change without notice.

DESCRIPTION	PRODUCT CODE	PREVIOUS PRODUCT CODE	Carton Quantity	Oak	Hickory	Maple	Cherry	White
-------------	--------------	-----------------------	-----------------	-----	---------	-------	--------	-------

Matching Tall End Panel (continued)

Spec Book page 122



MTEP1284	Tolani	TDEP 1284	1	-	-	478	520	-
MTEP1284	Avenue	TDEP 1284	1	-	-	482	525	-
MTEP1284	Avenue w/5 Piece Drawer Front Option	TDEP 1284	1	-	-	438	477	-
MTEP1284	Portrait w/5 Piece Drawer Front Option	TDEP 1284	1	-	-	482	525	-
MTEP1284	Sutton Cliffs Square	TDEP 1284	1	475	525	525	588	-
MTEP1284	Sutton Cliffs Arch	TDEP 1284	1	503	568	568	632	-
MTEP1284	Somerton Hill Square	TDEP 1284	1	-	-	551	615	-
MTEP1284	Somerton Hill Arch	TDEP 1284	1	-	-	591	655	-
MTEP1284	Lariat ★, LaBelle	TDEP 1284	1	-	-	591	652	-
★ Lariat only available in Chiffon glaze, not Chiffon								
MTEP1290	Spring Valley Square	TDEP 1290	1	309	364	359	380	-
MTEP1290	Spring Valley Arch	TDEP 1290	1	324	383	382	403	-
MTEP1290	Arbor Falls II	TDEP 1290	1	-	-	-	-	396
MTEP1290	Seneca Ridge Square	TDEP 1290	1	395	-	478	530	-
MTEP1290	Seneca Ridge Arch	TDEP 1290	1	427	-	514	562	442
MTEP1290	Whitebay II Square	TDEP 1290	1	-	-	-	-	442
MTEP1290	Whitebay II Arch	TDEP 1290	1	-	-	-	-	471
MTEP1290	Portrait	TDEP 1290	1	422	-	456	497	-
MTEP1290	Fusion	TDEP 1290	1	-	-	456	497	-
MTEP1290	Tolani	TDEP 1290	1	-	-	497	541	-
MTEP1290	Avenue	TDEP 1290	1	-	-	501	546	-
MTEP1290	Avenue w/5 Piece Drawer Front Option	TDEP 1290	1	-	-	456	497	-
MTEP1290	Portrait w/5 Piece Drawer Front Option	TDEP 1290	1	-	-	501	546	-
MTEP1290	Sutton Cliffs Square	TDEP 1290	1	495	547	546	612	-
MTEP1290	Sutton Cliffs Arch	TDEP 1290	1	523	591	590	657	-
MTEP1290	Somerton Hill Square	TDEP 1290	1	-	-	573	640	-
MTEP1290	Somerton Hill Arch	TDEP 1290	1	-	-	615	681	-
MTEP1290	Lariat ★, LaBelle	TDEP 1290	1	-	-	615	678	-
★ Lariat only available in Chiffon glaze, not Chiffon								
MTEP1296	Spring Valley Square	TDEP 1296	1	320	377	372	394	-
MTEP1296	Spring Valley Arch	TDEP 1296	1	336	396	395	417	-
MTEP1296	Arbor Falls II	TDEP 1296	1	-	-	-	-	410
MTEP1296	Seneca Ridge Square	TDEP 1296	1	409	-	495	549	-
MTEP1296	Seneca Ridge Arch	TDEP 1296	1	442	-	532	582	458
MTEP1296	Whitebay II Square	TDEP 1296	1	-	-	-	-	458
MTEP1296	Whitebay II Arch	TDEP 1296	1	-	-	-	-	488
MTEP1296	Portrait	TDEP 1296	1	437	-	472	514	-
MTEP1296	Fusion	TDEP 1296	1	-	-	472	514	-
MTEP1296	Tolani	TDEP 1296	1	-	-	515	561	-
MTEP1296	Avenue	TDEP 1296	1	-	-	519	566	-
MTEP1296	Avenue w/5 Piece Drawer Front Option	TDEP 1296	1	-	-	472	514	-
MTEP1296	Portrait w/5 Piece Drawer Front Option	TDEP 1296	1	-	-	519	566	-
MTEP1296	Sutton Cliffs Square	TDEP 1296	1	512	566	566	634	-
MTEP1296	Sutton Cliffs Arch	TDEP 1296	1	542	612	612	681	-
MTEP1296	Somerton Hill Square	TDEP 1296	1	-	-	594	663	-
MTEP1296	Somerton Hill Arch	TDEP 1296	1	-	-	637	705	-
MTEP1296	Lariat ★, LaBelle	TDEP 1296	1	-	-	636	702	-
★ Lariat only available in Chiffon glaze, not Chiffon								
21" Deep								
MTEP2184	Spring Valley Square	TDEP 2184	1	316	373	367	389	-
MTEP2184	Spring Valley Arch	TDEP 2184	1	332	391	390	412	-

★ NOT available with upgrade PDT - Deluxe Plywood End Panel Option
All prices in U.S. Dollars. All prices, models and specifications subject to change without notice.

Cabinet configuration will vary by product line.
Please refer to Product Specification Book for details.

DESCRIPTION	PRODUCT CODE	PREVIOUS PRODUCT CODE	Carton Quantity	Oak	Hickory	Maple	Cherry	White
Matching Tall End Panel (continued)								
Spec Book page 122	MTEP2184	Arbor Falls II	TDEP 2184	1	-	-	-	405
	MTEP2184	Seneca Ridge Square	TDEP 2184	1	404	-	489	542
	MTEP2184	Seneca Ridge Arch	TDEP 2184	1	436	-	525	574
	MTEP2184	Whitebay II Square	TDEP 2184	1	-	-	-	452
	MTEP2184	Whitebay II Arch	TDEP 2184	1	-	-	-	482
	MTEP2184	Portrait	TDEP 2184	1	432	-	466	508
	MTEP2184	Fusion	TDEP 2184	1	-	-	466	508
	MTEP2184	Tolani	TDEP 2184	1	-	-	508	554
	MTEP2184	Avenue	TDEP 2184	1	-	-	513	559
	MTEP2184	Avenue w/5 Piece Drawer Front Option	TDEP 2184	1	-	-	466	508
	MTEP2184	Portrait w/5 Piece Drawer Front Option	TDEP 2184	1	-	-	513	559
	MTEP2184	Sutton Cliffs Square	TDEP 2184	1	506	559	559	626
	MTEP2184	Sutton Cliffs Arch	TDEP 2184	1	535	604	604	672
	MTEP2184	Somerton Hill Square	TDEP 2184	1	-	-	586	654
	MTEP2184	Somerton Hill Arch	TDEP 2184	1	-	-	629	696
	MTEP2184	Lariat ★, LaBelle	TDEP 2184	1	-	-	629	693
	★ Lariat only available in Chiffon glaze, not Chiffon							
	MTEP2190	Spring Valley Square	TDEP 2190	1	328	387	381	403
	MTEP2190	Spring Valley Arch	TDEP 2190	1	344	406	405	428
	MTEP2190	Arbor Falls II	TDEP 2190	1	-	-	-	420
	MTEP2190	Seneca Ridge Square	TDEP 2190	1	419	-	507	563
	MTEP2190	Seneca Ridge Arch	TDEP 2190	1	453	-	545	596
	MTEP2190	Whitebay II Square	TDEP 2190	1	-	-	-	469
	MTEP2190	Whitebay II Arch	TDEP 2190	1	-	-	-	500
	MTEP2190	Portrait	TDEP 2190	1	448	-	484	527
	MTEP2190	Fusion	TDEP 2190	1	-	-	484	527
	MTEP2190	Tolani	TDEP 2190	1	-	-	528	575
	MTEP2190	Avenue	TDEP 2190	1	-	-	532	580
	MTEP2190	Avenue w/5 Piece Drawer Front Option	TDEP 2190	1	-	-	484	527
	MTEP2190	Portrait w/5 Piece Drawer Front Option	TDEP 2190	1	-	-	532	580
	MTEP2190	Sutton Cliffs Square	TDEP 2190	1	525	580	580	650
	MTEP2190	Sutton Cliffs Arch	TDEP 2190	1	555	627	627	698
	MTEP2190	Somerton Hill Square	TDEP 2190	1	-	-	608	679
	MTEP2190	Somerton Hill Arch	TDEP 2190	1	-	-	653	723
	MTEP2190	Lariat ★, LaBelle	TDEP 2190	1	-	-	652	720
	★ Lariat only available in Chiffon glaze, not Chiffon							
	MTEP2196	Spring Valley Square	TDEP 2196	1	341	402	396	419
	MTEP2196	Spring Valley Arch	TDEP 2196	1	358	422	421	445
	MTEP2196	Arbor Falls II	TDEP 2196	1	-	-	-	437
	MTEP2196	Seneca Ridge Square	TDEP 2196	1	436	-	528	585
	MTEP2196	Seneca Ridge Arch	TDEP 2196	1	471	-	567	620
	MTEP2196	Whitebay II Square	TDEP 2196	1	-	-	-	488
	MTEP2196	Whitebay II Arch	TDEP 2196	1	-	-	-	520
	MTEP2196	Portrait	TDEP 2196	1	466	-	503	548
	MTEP2196	Fusion	TDEP 2196	1	-	-	503	548
	MTEP2196	Tolani	TDEP 2196	1	-	-	549	597
	MTEP2196	Avenue	TDEP 2196	1	-	-	553	603
	MTEP2196	Avenue w/5 Piece Drawer Front Option	TDEP 2196	1	-	-	503	548
	MTEP2196	Portrait w/5 Piece Drawer Front Option	TDEP 2196	1	-	-	553	603
	MTEP2196	Sutton Cliffs Square	TDEP 2196	1	546	603	603	676
	MTEP2196	Sutton Cliffs Arch	TDEP 2196	1	577	652	652	725

Cabinet configuration will vary by product line.
Please refer to Product Specification Book for details.

★ NOT available with upgrade PDT - Deluxe Plywood End Panel Option
All prices in U.S. Dollars. All prices, models and specifications subject to change without notice.

DESCRIPTION	PRODUCT CODE	PREVIOUS PRODUCT CODE	Carton Quantity	Oak	Hickory	Maple	Cherry	White	
Matching Tall End Panel (continued)									
Spec Book page 122	MTEP2196	Somerton Hill Square	TDEP 2196	1	-	-	633	706	-
	MTEP2196	Somerton Hill Arch	TDEP 2196	1	-	-	679	752	-
	MTEP2196	Lariat ★, LaBelle	TDEP 2196	1	-	-	678	748	-
	★ Lariat only available in Chiffon glaze, not Chiffon								
	24" Deep								
	MTEP2484	Spring Valley Square	TDEP 2484	1	335	395	389	412	-
	MTEP2484	Spring Valley Arch	TDEP 2484	1	352	415	414	437	-
	MTEP2484	Arbor Falls II	TDEP 2484	1	-	-	-	-	429
	MTEP2484	Seneca Ridge Square	TDEP 2484	1	428	-	518	575	-
	MTEP2484	Seneca Ridge Arch	TDEP 2484	1	463	-	557	609	479
	MTEP2484	Whitebay II Square	TDEP 2484	1	-	-	-	-	479
	MTEP2484	Whitebay II Arch	TDEP 2484	1	-	-	-	-	511
	MTEP2484	Portrait	TDEP 2484	1	458	-	494	538	-
	MTEP2484	Fusion	TDEP 2484	1	-	-	494	538	-
	MTEP2484	Tolani	TDEP 2484	1	-	-	539	587	-
	MTEP2484	Avenue	TDEP 2484	1	-	-	543	592	-
	MTEP2484	Avenue w/5 Piece Drawer Front Option	TDEP 2484	1	-	-	494	538	-
	MTEP2484	Portrait w/5 Piece Drawer Front Option	TDEP 2484	1	-	-	543	592	-
	MTEP2484	Sutton Cliffs Square	TDEP 2484	1	536	593	592	664	-
	MTEP2484	Sutton Cliffs Arch	TDEP 2484	1	567	641	640	713	-
	MTEP2484	Somerton Hill Square	TDEP 2484	1	-	-	621	694	-
	MTEP2484	Somerton Hill Arch	TDEP 2484	1	-	-	667	738	-
	MTEP2484	Lariat ★, LaBelle	TDEP 2484	1	-	-	666	735	-
	★ Lariat only available in Chiffon glaze, not Chiffon								
	MTEP2490	Spring Valley Square	TDEP 2490	1	349	411	405	429	-
	MTEP2490	Spring Valley Arch	TDEP 2490	1	366	432	431	455	-
	MTEP2490	Arbor Falls II	TDEP 2490	1	-	-	-	-	447
	MTEP2490	Seneca Ridge Square	TDEP 2490	1	446	-	540	599	-
	MTEP2490	Seneca Ridge Arch	TDEP 2490	1	482	-	580	634	499
	MTEP2490	Whitebay II Square	TDEP 2490	1	-	-	-	-	499
	MTEP2490	Whitebay II Arch	TDEP 2490	1	-	-	-	-	532
	MTEP2490	Portrait	TDEP 2490	1	477	-	515	561	-
	MTEP2490	Fusion	TDEP 2490	1	-	-	515	561	-
	MTEP2490	Tolani	TDEP 2490	1	-	-	562	611	-
	MTEP2490	Avenue	TDEP 2490	1	-	-	566	617	-
	MTEP2490	Avenue w/5 Piece Drawer Front Option	TDEP 2490	1	-	-	515	561	-
	MTEP2490	Portrait w/5 Piece Drawer Front Option	TDEP 2490	1	-	-	566	617	-
	MTEP2490	Sutton Cliffs Square	TDEP 2490	1	559	617	617	691	-
	MTEP2490	Sutton Cliffs Arch	TDEP 2490	1	591	667	667	742	-
	MTEP2490	Somerton Hill Square	TDEP 2490	1	-	-	647	723	-
	MTEP2490	Somerton Hill Arch	TDEP 2490	1	-	-	695	769	-
	MTEP2490	Lariat ★, LaBelle	TDEP 2490	1	-	-	694	766	-
	★ Lariat only available in Chiffon glaze, not Chiffon								
	MTEP2496	Spring Valley Square	TDEP 2496	1	363	428	421	446	-
	MTEP2496	Spring Valley Arch	TDEP 2496	1	381	449	448	473	-
	MTEP2496	Arbor Falls II	TDEP 2496	1	-	-	-	-	465
	MTEP2496	Seneca Ridge Square	TDEP 2496	1	464	-	562	623	-
	MTEP2496	Seneca Ridge Arch	TDEP 2496	1	501	-	603	660	519
	MTEP2496	Whitebay II Square	TDEP 2496	1	-	-	-	-	519
	MTEP2496	Whitebay II Arch	TDEP 2496	1	-	-	-	-	553
	MTEP2496	Portrait	TDEP 2496	1	496	-	536	583	-

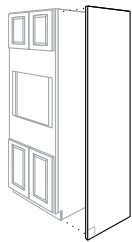
★ NOT available with upgrade PDT - Deluxe Plywood End Panel Option
 All prices in U.S. Dollars. All prices, models and specifications subject to change without notice.

Cabinet configuration will vary by product line.
 Please refer to Product Specification Book for details.

DESCRIPTION	PRODUCT CODE	PREVIOUS PRODUCT CODE	Carton Quantity	Oak	Hickory	Maple	Cherry	White	
Matching Tall End Panel (continued)									
Spec Book page 122	MTEP2496	Fusion	TDEP 2496	1	-	-	536	583	-
	MTEP2496	Tolani	TDEP 2496	1	-	-	584	636	-
	MTEP2496	Avenue	TDEP 2496	1	-	-	589	642	-
	MTEP2496	Avenue w/5 Piece Drawer Front Option	TDEP 2496	1	-	-	536	583	-
	MTEP2496	Portrait w/5 Piece Drawer Front Option	TDEP 2496	1	-	-	589	642	-
	MTEP2496	Sutton Cliffs Square	TDEP 2496	1	581	642	642	719	-
	MTEP2496	Sutton Cliffs Arch	TDEP 2496	1	615	694	694	772	-
	MTEP2496	Somerton Hill Square	TDEP 2496	1	-	-	673	752	-
	MTEP2496	Somerton Hill Arch	TDEP 2496	1	-	-	722	800	-
	MTEP2496	Lariat, LaBelle	TDEP 2496	1	-	-	722	796	-

Tall End Panel

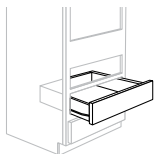
Spec Book page 123



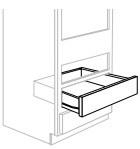
DESCRIPTION	PRODUCT CODE	PREVIOUS PRODUCT CODE	Carton Quantity	Oak	Hickory	Maple	Cherry	White
Laminate								
	TEP84	FHP 84	1	-	-	-	-	70
	TEP84-2	FHP 84/2	2	-	-	-	-	133
	TEP96	FHP 96	1	-	-	-	-	80
	TEP96-2	FHP 96/2	2	-	-	-	-	152
Veneer								
	TEP84	FHP 84	1	211	237	237	246	-
	TEP84-2	FHP 84/2	2	403	453	453	470	-
	TEP96	FHP 96	1	229	257	257	267	-
	TEP96-2	FHP 96/2	2	437	491	491	510	-

Oven Drawer Kit

Spec Book page 123

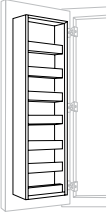
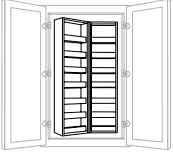
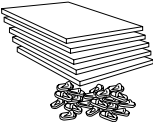
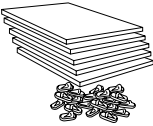
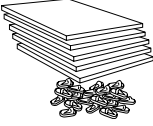
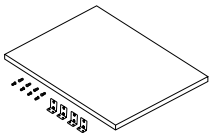


DESCRIPTION	PRODUCT CODE	PREVIOUS PRODUCT CODE	Carton Quantity	Oak	Hickory	Maple	Cherry	White	
	ODK27	Spring Valley Square	ODK 27	1	128	138	138	142	-
	ODK27	Arbor Falls II	ODK 27	1	-	-	-	-	145
	ODK27	Seneca Ridge Square	ODK 27	1	128	-	138	142	-
	ODK27	Whitebay II Square	ODK 27	1	-	-	-	-	153
	ODK27	Sutton Cliffs Square	ODK 27	1	128	138	138	142	-
	ODK27	Somerton Hill Square	ODK 27	1	-	-	178	190	-
	ODK27	Portrait	ODK 27	1	145	-	156	163	-
	ODK27	Fusion	ODK 27	1	-	-	156	163	-
	ODK27	Tolani	ODK 27	1	-	-	156	163	-
	ODK27	Avenue	ODK 27	1	-	-	156	163	-
	ODK27	Avenue w/5 Piece Drawer Front Option	ODK 27	1	-	-	168	176	-
	ODK27	Portrait w/5 Piece Drawer Front Option	ODK 27	1	-	-	177	185	-
	ODK27	Lariat, LaBelle	ODK 27	1	-	-	186	197	-
	ODK30	Spring Valley Square	ODK 30	1	134	144	144	148	-
	ODK30	Arbor Falls II	ODK 30	1	-	-	-	-	152
	ODK30	Seneca Ridge Square	ODK 30	1	134	-	144	148	-
	ODK30	Whitebay II Square	ODK 30	1	-	-	-	-	160
	ODK30	Sutton Cliffs Square	ODK 30	1	134	144	144	148	-
	ODK30	Somerton Hill Square	ODK 30	1	-	-	186	199	-
	ODK30	Portrait	ODK 30	1	152	-	164	171	-
	ODK30	Fusion	ODK 30	1	-	-	164	171	-
	ODK30	Tolani	ODK 30	1	-	-	164	171	-
	ODK30	Avenue	ODK 30	1	-	-	164	171	-
	ODK30	Avenue w/5 Piece Drawer Front Option	ODK 30	1	-	-	176	184	-
	ODK30	Portrait w/5 Piece Drawer Front Option	ODK 30	1	-	-	185	194	-
	ODK30	Lariat, LaBelle	ODK 30	1	-	-	195	206	-
	ODK33	Spring Valley Square	ODK 33	1	139	150	150	154	-

DESCRIPTION	PRODUCT CODE	PREVIOUS PRODUCT CODE	Carton Quantity	Oak	Hickory	Maple	Cherry	White
Oven Drawer Kit (continued)								
Spec Book page 123	ODK33	Arbor Falls II	ODK 33	1	-	-	-	157
	ODK33	Seneca Ridge Square	ODK 33	1	139	-	150	154
	ODK33	Whitebay II Square	ODK 33	1	-	-	-	166
	ODK33	Sutton Cliffs Square	ODK 33	1	139	150	150	154
	ODK33	Somerton Hill Square	ODK 33	1	-	-	193	207
	ODK33	Portrait	ODK 33	1	157	-	170	177
	ODK33	Fusion	ODK 33	1	-	-	170	177
	ODK33	Tolani	ODK 33	1	-	-	170	177
	ODK33	Avenue	ODK 33	1	-	-	170	177
	ODK33	Avenue w/5 Piece Drawer Front Option	ODK 33	1	-	-	183	191
	ODK33	Portrait w/5 Piece Drawer Front Option	ODK 33	1	-	-	192	201
	ODK33	Lariat ★, LaBelle	ODK 33	1	-	-	202	214
	★ Lariat only available in Chiffon glaze, not Chiffon							
	ODK27	(with SDT) Spring Valley Square	ODK 27 (with Deluxe core)	1	186	196	196	200
	ODK27	(with SDT) Arbor Falls II	ODK 27 (with Deluxe core)	1	-	-	-	203
	ODK27	(with SDT) Seneca Ridge Square	ODK 27 (with Deluxe core)	1	186	-	196	200
	ODK27	(with SDT) Whitebay II Square	ODK 27 (with Deluxe core)	1	-	-	-	211
	ODK27	(with SDT) Sutton Cliffs Square	ODK 27 (with Deluxe core)	1	186	196	196	200
	ODK27	(with SDT) Somerton Hill Square	ODK 27 (with Deluxe core)	1	-	-	236	248
	ODK27	(with SDT) Portrait	ODK 27 (with Deluxe core)	1	203	-	214	221
	ODK27	(with SDT) Fusion	ODK 27 (with Deluxe core)	1	-	-	214	221
	ODK27	(with SDT) Tolani	ODK 27 (with Deluxe core)	1	-	-	214	221
	ODK27	(with SDT) Avenue	ODK 27 (with Deluxe core)	1	-	-	214	221
	ODK27	(with SDT) Avenue w/5 Piece Drawer Front Option	ODK 27 (with Deluxe core)	1	-	-	226	234
	ODK27	(with SDT) Portrait w/5 Piece Drawer Front Option	ODK 27 (with Deluxe core)	1	-	-	235	243
	ODK27	(with SDT) Lariat ★, LaBell	ODK 27 (with Deluxe core)	1	-	-	244	255
	★ Lariat only available in Chiffon glaze, not Chiffon							
	ODK30	(with SDT) Spring Valley Square	ODK 30 (with Deluxe core)	1	194	204	204	208
	ODK30	(with SDT) Arbor Falls II	ODK 30 (with Deluxe core)	1	-	-	-	212
	ODK30	(with SDT) Seneca Ridge Square	ODK 30 (with Deluxe core)	1	194	-	204	208
	ODK30	(with SDT) Whitebay II Square	ODK 30 (with Deluxe core)	1	-	-	-	220
	ODK30	(with SDT) Sutton Cliffs Square	ODK 30 (with Deluxe core)	1	194	204	204	208
	ODK30	(with SDT) Somerton Hill Square	ODK 30 (with Deluxe core)	1	-	-	246	259
	ODK30	(with SDT) Portrait	ODK 30 (with Deluxe core)	1	212	-	224	231
	ODK30	(with SDT) Fusion	ODK 30 (with Deluxe core)	1	-	-	224	231
	ODK30	(with SDT) Tolani	ODK 30 (with Deluxe core)	1	-	-	224	231
	ODK30	(with SDT) Avenue	ODK 30 (with Deluxe core)	1	-	-	224	231
	ODK30	(with SDT) Avenue w/5 Piece Drawer Front Option	ODK 30 (with Deluxe core)	1	-	-	236	244
	ODK30	(with SDT) Portrait w/5 Piece Drawer Front Option	ODK 30 (with Deluxe core)	1	-	-	245	254
	ODK30	(with SDT) Lariat ★, LaBelle	ODK 30 (with Deluxe core)	1	-	-	255	266
	★ Lariat only available in Chiffon glaze, not Chiffon							
	ODK33	(with SDT) Spring Valley Square	ODK 33 (with Deluxe core)	1	201	212	212	216
	ODK33	(with SDT) Arbor Falls II	ODK 33 (with Deluxe core)	1	-	-	-	219
	ODK33	(with SDT) Seneca Ridge Square	ODK 33 (with Deluxe core)	1	201	-	212	216
	ODK33	(with SDT) Whitebay II Square	ODK 33 (with Deluxe core)	1	-	-	-	228
	ODK33	(with SDT) Sutton Cliffs Square	ODK 33 (with Deluxe core)	1	201	212	212	216
	ODK33	(with SDT) Somerton Hill Square	ODK 33 (with Deluxe core)	1	-	-	255	269
	ODK33	(with SDT) Portrait	ODK 33 (with Deluxe core)	1	219	-	232	239
	ODK33	(with SDT) Fusion	ODK 33 (with Deluxe core)	1	-	-	232	239
	ODK33	(with SDT) Tolani	ODK 33 (with Deluxe core)	1	-	-	232	239
	ODK33	(with SDT) Avenue	ODK 33 (with Deluxe core)	1	-	-	232	239
	ODK33	(with SDT) Avenue w/5 Piece Drawer Front Option	ODK 33 (with Deluxe core)	1	-	-	245	253
	ODK33	(with SDT) Portrait w/5 Piece Drawer Front Option	ODK 33 (with Deluxe core)	1	-	-	254	263
	ODK33	(with SDT) Lariat, LaBelle	ODK 33 (with Deluxe core)	1	-	-	264	276

★ NOT available with upgrade PDT - Deluxe Plywood End Panel Option
 All prices in U.S. Dollars. All prices, models and specifications subject to change without notice.

Cabinet configuration will vary by product line.
 Please refer to Product Specification Book for details.

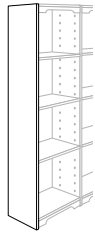
DESCRIPTION	PRODUCT CODE	PREVIOUS PRODUCT CODE	Carton Quantity	List Price
Door Pantry Rack Spec Book page 124	DPR18	DPR	1	324
				
Swing-Out Pantry Rack Spec Book page 124	SPR	SPR	1	525
				
Utility Shelf Kit – Full-Depth Spec Book page 125	USK1524–3/4	FDSK 15–3/4	1 KIT	148
	USK1824–3/4	FDSK 18–3/4	1 KIT	153
	USK2424–3/4	FDSK 24–3/4	1 KIT	163
	USK3024–3/4	FDSK 30–3/4	1 KIT	174
	USK3624–3/4	FDSK 36–3/4	1 KIT	186
Utility Shelf Kit Spec Book page 125	USK1512–3/4	PSK 15–3/4	1 KIT	80
	USK1812–3/4	PSK 18–3/4	1 KIT	84
	USK2412–3/4	PSK 24–3/4	1 KIT	93
	USK3012–3/4	PSK 30–3/4	1 KIT	102
	USK3612–3/4	PSK 36–3/4	1 KIT	113
Pantry Cabinet Shelf Kit Spec Book page 126	PCSK3612–3/4	PCSK 36–3/4	1 KIT	84
				
Oven Cabinet Shelf Platform Spec Book page 126	QCSP27	OSP 27	1	57
	QCSP30	OSP 30	1	59
	QCSP33	OSP 33	1	64

TALL CABINET ACCESSORIES

DESCRIPTION	PRODUCT CODE	PREVIOUS PRODUCT CODE	Carton Quantity	Oak	Hickory	Maple	Cherry	White
-------------	--------------	-----------------------	-----------------	-----	---------	-------	--------	-------

Furniture End Panel

Spec Book page 127



Laminate								
FEP1353		OU 1353	1	-	-	-	-	157
FEP1384		OU 1384	1	-	-	-	-	210
FEP2153		OU 2153	1	-	-	-	-	189
FEP2184		OU 2184	1	-	-	-	-	244
Veneer								
FEP1353		OU 1353	1	193	216	216	224	-
FEP1384		OU 1384	1	255	286	286	297	-
FEP2153		OU 2153	1	233	261	261	271	-
FEP2184		OU 2184	1	296	332	332	344	-

Furniture End Panel — Center Drilled

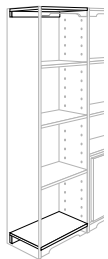
Spec Book page 127



Laminate								
FEP1353CE		IU 1353	1	-	-	-	-	214
FEP1384CE		IU 1384	1	-	-	-	-	263
FEP2153CE		IU 2153	1	-	-	-	-	248
FEP2184CE		IU 2184	1	-	-	-	-	299
Veneer								
FEP1353CE		IU 1353	1	245	274	274	285	-
FEP1384CE		IU 1384	1	301	337	337	350	-
FEP2153CE		IU 2153	1	280	314	314	326	-
FEP2184CE		IU 2184	1	337	377	377	392	-

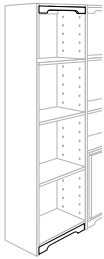
Shelf Top and Bottom

Spec Book page 127



Laminate								
STB1813		STB 1813	1	-	-	-	-	65
STB1821		STB 1821	1	-	-	-	-	76
STB3013		STB 3013	1	-	-	-	-	81
STB3021		STB 3021	1	-	-	-	-	94
STB3613		STB 3613	1	-	-	-	-	91
STB3621		STB 3621	1	-	-	-	-	102
Veneer								
STB1813		STB 1813	1	96	108	108	112	-
STB1821		STB 1821	1	113	127	127	131	-
STB3013		STB 3013	1	116	130	130	135	-
STB3021		STB 3021	1	154	172	172	179	-
STB3613		STB 3613	1	135	151	151	157	-
STB3621		STB 3621	1	166	186	186	193	-

DESCRIPTION	PRODUCT CODE	PREVIOUS PRODUCT CODE	Carton Quantity	Oak	Hickory	Maple	Cherry	White
Toeboard / Valance								
Spec Book page 127								
Laminate								
	TBV18	TBV 18	1	-	-	-	-	64
	TBV30	TBV 30	1	-	-	-	-	68
	TBV36	TBV 36	1	-	-	-	-	76
Solid Wood								
	TBV18	TBV 18	1	86	96	96	100	-
	TBV30	TBV 30	1	96	108	108	112	-
	TBV36	TBV 36	1	99	111	111	115	-



Furniture Shelf Kit

Spec Book page 128

Laminate								
	FS1384	CSK 1384	1	-	-	-	-	148
	FS2184	CSK 2184	1	-	-	-	-	176
Veneer								
	FS1384	CSK 1384	1	240	269	269	279	-
	FS2184	CSK 2184	1	289	324	324	336	-

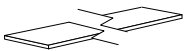


TALL CABINET ACCESSORIES

Furniture Shelf Kit

Spec Book page 128

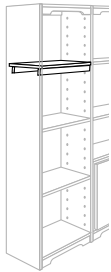
Laminate								
	FS1813	SK 1813	1	-	-	-	-	49
	FS1821	SK 1821	1	-	-	-	-	58
	FS3013	SK 3013	1	-	-	-	-	64
	FS3021	SK 3021	1	-	-	-	-	76
	FS3613	SK 3613	1	-	-	-	-	71
	FS3621	SK 3621	1	-	-	-	-	85
Veneer								
	FS1813	SK 1813	1	61	68	68	71	-
	FS1821	SK 1821	1	80	90	90	93	-
	FS3013	SK 3013	1	95	106	106	110	-
	FS3021	SK 3021	1	113	127	127	131	-
	FS3613	SK 3613	1	110	123	123	128	-
	FS3621	SK 3621	1	132	148	148	154	-



DESCRIPTION	PRODUCT CODE	PREVIOUS PRODUCT CODE	Carton Quantity	Oak	Hickory	Maple	Cherry	White
-------------	--------------	-----------------------	-----------------	-----	---------	-------	--------	-------

Heavy Duty Furniture Shelf Kit

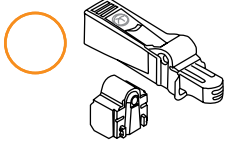
Spec Book page 128



Laminate								
HDFS3013		HDSK 3013	1	-	-	-	-	89
HDFS3021		HDSK 3021	1	-	-	-	-	96
HDFS3613		HDSK 3613	1	-	-	-	-	93
HDFS3621		HDSK 3621	1	-	-	-	-	103
Veneer								
HDFS3013		HDSK 3013	1	128	143	143	149	-
HDFS3021		HDSK 3021	1	139	156	156	162	-
HDFS3613		HDSK 3613	1	134	150	150	156	-
HDFS3621		HDSK 3621	1	148	166	166	172	-

SoftAction™ Door (Door Closing Hardware)

Spec Book page 128



SADO		SADO	1	14	14	14	14	14
------	--	------	---	----	----	----	----	----

DESCRIPTION

PRODUCT CODE

Spring Valley Oak Square

Spring Valley Oak Arch

Spring Valley Maple Square

Spring Valley Maple Arch

Spring Valley Hickory Square

Spring Valley Hickory Arch

Spring Valley Cherry Square

Spring Valley Cherry Arch

Seneca Ridge Oak Square

Seneca Ridge Oak Arch

Arbor Falls II

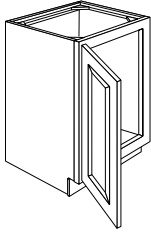
Portrait Oak

Whitebay II Square

Whitebay II Arch

Vanity Base Single Door Full-Height

Spec Book page 129



31 1/2" High

18" Deep

VB1818FH L or R	277	291	322	343	327	350	341	362	354	383	356	362	397	423
VB2118FH L or R	283	298	329	350	334	357	349	370	362	391	363	371	406	433

34 1/2" High

21" Deep

VB18FH L or R	277	291	322	342	327	349	341	361	354	383	355	362	397	423
VB21FH L or R	283	298	329	350	334	357	349	370	362	391	363	371	406	433
VB24SFH L or R	289	304	336	357	341	365	356	377	370	399	371	378	414	441

34 1/2" High

18" Deep

VB243518SFH L or R	342	360	398	423	404	432	421	447	438	473	439	448	490	523
--------------------	-----	-----	-----	-----	-----	-----	-----	-----	-----	-----	-----	-----	-----	-----

34 1/2" High

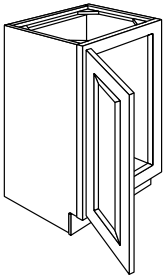
21" Deep

VB1835FH L or R	310	326	360	383	366	391	382	405	397	429	398	406	444	474
VB2135FH L or R	319	335	370	394	376	402	392	416	408	440	409	417	456	487
VB2435SFH L or R	342	360	398	423	404	432	421	447	438	473	439	448	490	522

Specify L or R hinging

Vanity Base Single Door Full-Height 16" Deep

Spec Book page 129



VB1816FH L or R	277	291	322	343	327	350	341	362	354	383	356	362	397	423
-----------------	-----	-----	-----	-----	-----	-----	-----	-----	-----	-----	-----	-----	-----	-----

Specify L or R hinging

Portrait/Fusion Maple	Portrait w/5 Piece Drawer Front Option Maple	Seneca Ridge Maple Square	Seneca Ridge Maple Arch	Sutton Cliffs Oak Square	Sutton Cliffs Oak Arch	Portrait/Fusion Cherry	Portrait w/5 Piece Drawer Front Option Cherry	Avenue Maple	Avenue w/5 Piece Drawer Front Option Maple	Sutton Cliffs Hickory Square	Sutton Cliffs Hickory Arch	Seneca Ridge Cherry Square	Seneca Ridge Cherry Arch	PREVIOUS PRODUCT CODE	+ Add for Deluxe – SDT	+ Add for Deluxe w/Plywood Ends – PDT
409	409	429	461	444	470	446	446	450	450	463	503	476	504	VBS 18	-	91
418	418	439	471	454	480	456	456	460	460	473	514	486	515	VBS 21	-	91
409	409	429	461	444	469	445	445	450	450	463	502	476	504	VB 18	-	106
418	418	439	471	454	480	456	456	460	460	473	514	486	515	VB 21	-	106
427	427	447	481	463	489	465	465	469	469	483	524	496	526	VB 24 S	-	106
505	505	530	569	548	580	550	550	555	555	572	621	588	623	VBS 2435	-	99
458	458	480	516	497	526	499	499	503	503	518	563	533	564	VB 1835	-	115
471	471	493	530	511	540	513	513	517	517	533	578	547	580	VB 2135	-	115
503	503	530	569	548	580	550	550	555	555	572	621	588	623	VB 2435	-	115
409	409	429	461	444	470	446	446	450	450	463	503	476	504	VB 18	-	81

★ NOT available with upgrade PDT - Deluxe Plywood End Panel Option
 All prices in U.S. Dollars. All prices, models and specifications subject to change without notice.

Cabinet configuration will vary by product line.
 Please refer to Product Specification Book for details.

DESCRIPTION

PRODUCT CODE

Sutton Cliffs Maple Square

Sutton Cliffs Maple Arch

Avenue Cherry

Avenue w/ 5 Piece Drawer Front Option Cherry

Somerton Hill Maple Square

Somerton Hill Maple Arch

Sutton Cliffs Cherry Square

Sutton Cliffs Cherry Arch

Lariat / LaBelle Maple

Somerton Hill Cherry Square

Somerton Hill Cherry Arch

Lariat / LaBelle Cherry

Tolani Maple Square

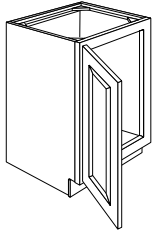
Tolani Cherry Square

+ Add for Deluxe - SDT

+ Add for Deluxe w/ Plywood Ends - PDT

Vanity Base Single Door Full-Height (continued)

Spec Book page 129



31 1/2" High

18" Deep

VB1818FH L or R 490 530 491 491 514 553 549 590 552 574 611 608 446 486 - 91

VB2118FH L or R 501 542 501 501 526 565 562 603 564 587 625 622 456 497 - 91

34 1/2" High

21" Deep

VB18FH L or R 490 530 490 490 514 553 549 589 551 574 611 608 446 486 - 106

VB21FH L or R 501 542 501 501 526 565 562 603 564 587 625 622 456 497 - 106

VB24SFH L or R 511 553 511 511 536 575 573 615 575 599 637 634 465 507 - 106

34 1/2" High

18" Deep

VB243518SFH L or R 605 654 606 606 635 683 678 728 681 709 755 751 551 600 - 99

34 1/2" High

21" Deep

VB1835FH L or R 549 593 549 549 576 619 615 660 617 643 684 681 499 544 - 115

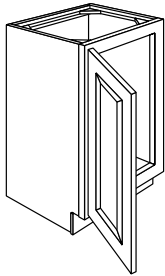
VB2135FH L or R 564 610 564 564 592 636 632 678 634 661 703 700 513 559 - 115

VB2435SFH L or R 605 654 606 606 635 681 678 728 681 709 755 751 549 600 - 115

Specify L or R hinging

Vanity Base Single Door Full-Height 16" Deep (continued)

Spec Book page 129



VB1816FH L or R 490 530 491 491 514 553 549 590 552 574 611 608 446 486 - 81

Specify L or R hinging

Notes



Multiple countertop and table heights in the same area offer the most options for universal design, whether it's multiple cooks in the kitchen, multiple generations living together, or one generation aging in place.

DESCRIPTION

PRODUCT CODE

Spring Valley Oak Square

Spring Valley Oak Arch

Spring Valley Maple Square

Spring Valley Maple Arch

Spring Valley Hickory Square

Spring Valley Hickory Arch

Spring Valley Cherry Square

Spring Valley Cherry Arch

Seneca Ridge Oak Square

Seneca Ridge Oak Arch

Abor Falls II

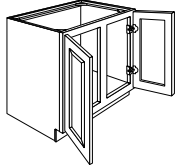
Portrait Oak

Whitebay II Square

Whitebay II Arch

Vanity Base Double Door Full-Height

Spec Book page 130



31 1/2" High

18" Deep

VB2418FH	306	321	355	377	360	385	376	398	391	422	392	399	437	466
VB2718FH	314	330	365	388	370	396	386	409	401	434	403	410	449	479
VB2718BFH	330	347	383	408	389	416	406	430	422	456	423	431	472	504
VB3018FH	325	342	378	402	384	410	400	424	416	449	417	425	465	496
VB3018BFH	341	359	397	422	403	431	420	445	437	471	438	446	488	521
VB3318FH	339	356	393	418	399	427	417	442	433	468	434	443	485	517
VB3618FH	353	370	409	435	416	445	434	460	451	487	452	461	505	537
VB4218FH	382	401	444	472	451	482	470	498	488	528	490	499	547	584

31 1/2" High

21" Deep

VB24FH	306	321	355	377	360	385	376	398	391	422	392	399	437	466
VB27FH	314	330	365	388	370	396	386	409	401	434	403	410	449	479
VB27BFH	330	347	383	408	389	416	406	431	422	456	423	431	472	503
VB30FH	325	342	378	402	384	410	400	424	416	449	417	425	465	496
VB30BFH	341	359	397	422	403	431	420	445	437	471	438	446	488	521
VB33FH	339	356	393	418	399	429	417	442	433	468	434	443	485	517
VB36FH	353	370	409	435	416	447	434	460	451	487	452	461	505	538
VB39FH	367	385	426	453	433	465	451	479	469	507	471	480	525	560
VB42FH	382	401	444	472	451	482	470	498	488	528	490	499	547	582

34 1/2" High

18" Deep

VB273518FH	353	370	410	436	416	445	434	460	451	487	452	461	505	539
VB273518BFH	371	390	431	458	437	468	456	484	474	512	476	485	531	567
VB303518FH	365	384	424	451	431	461	450	477	467	505	469	478	523	558
VB303518BFH	383	403	445	474	453	484	473	501	490	530	492	502	549	586
VB363518FH	394	414	457	487	465	497	485	514	504	544	505	515	564	602

34 1/2" High

21" Deep

VB2735FH	353	370	410	436	416	445	434	460	451	487	452	461	505	538
VB2735BFH	371	390	431	458	438	468	456	484	474	513	476	485	531	566
VB3035FH	365	384	424	451	431	461	450	477	467	505	469	478	523	557
VB3035BFH	383	403	445	474	453	484	473	501	490	530	492	502	549	585
VB3335FH	379	397	439	467	446	480	466	494	484	523	485	495	542	578
VB3635FH	394	414	457	487	465	497	485	514	504	544	505	515	564	600
VB3935FH	415	435	481	512	489	525	510	541	530	573	532	542	593	633
VB4235FH	433	455	503	535	511	546	533	565	554	598	555	566	620	660

Portrait/Fusion Maple	Portrait w/5 Piece Drawer Front Option Maple	Seneca Ridge Maple Square	Seneca Ridge Maple Arch	Sutton Cliffs Oak Square	Sutton Cliffs Oak Arch	Portrait/Fusion Cherry	Portrait w/5 Piece Drawer Front Option Cherry	Avenue Maple	Avenue w/5 Piece Drawer Front Option Maple	Sutton Cliffs Hickory Square	Sutton Cliffs Hickory Arch	Seneca Ridge Cherry Square	Seneca Ridge Cherry Arch	PREVIOUS PRODUCT CODE	+ Add for Deluxe – SDT	+ Add for Deluxe w/Plywood Ends – PDT
449	449	473	508	489	517	491	491	496	496	510	554	524	556	VBS 2418	-	91
463	463	486	522	503	532	505	505	509	509	524	569	539	571	VBS 2718	-	91
487	487	511	548	528	559	530	530	535	535	551	598	566	600	VBS 2718 B	-	91
480	480	503	541	521	551	523	523	528	528	543	590	558	591	VBS 3018	-	91
504	504	528	568	547	579	549	549	554	554	570	620	586	621	N/A	-	91
500	500	524	563	542	574	544	544	550	550	566	614	581	616	VBS 3318	-	91
520	520	546	586	565	597	567	567	572	572	589	639	605	641	VBS 3618	-	91
564	564	591	635	612	647	614	614	620	620	638	693	656	695	VBS 4218	-	91
449	449	473	508	489	517	491	491	496	496	510	554	524	556	VB 24	-	106
463	463	486	522	503	532	505	505	509	509	524	569	539	571	VB 27	-	106
487	487	511	549	528	559	531	531	535	535	551	598	566	600	VB 27 B	-	106
480	480	503	541	521	551	523	523	528	528	543	590	558	591	VB 30	-	106
504	504	528	568	547	579	549	549	554	554	570	620	586	621	N/A	-	106
500	500	524	563	542	574	544	544	550	550	566	614	581	616	VB 33	-	106
520	520	546	586	565	597	567	567	572	572	589	639	605	641	VB 36	-	106
542	542	568	610	588	621	590	590	595	595	613	665	630	667	VB 39	-	106
564	564	591	635	612	647	614	614	620	620	638	693	656	695	VB 42	-	106
521	521	546	586	565	597	567	567	572	572	589	640	605	641	VBS 2735	-	99
548	548	574	617	594	628	596	596	602	602	620	673	637	674	VBS 2735 B	-	99
539	539	565	607	585	619	587	587	593	593	610	663	627	664	VBS 3035	-	99
566	566	593	637	614	650	616	616	623	623	641	696	658	697	N/A	-	99
582	582	610	655	631	667	633	633	639	639	658	714	676	716	VBS 3635	-	99
521	521	546	586	565	597	567	567	572	572	589	640	605	641	VB 2735	-	115
548	548	574	617	594	628	596	596	602	602	620	673	637	675	VB 2735 B	-	115
539	539	565	607	585	619	587	587	593	593	610	663	627	664	VB 3035	-	115
566	566	593	637	614	650	616	616	623	623	641	696	658	697	N/A	-	115
559	559	586	629	606	641	608	608	614	614	632	686	650	688	VB 3335	-	115
582	582	610	655	631	667	633	633	639	639	658	714	676	716	VB 3635	-	115
612	612	642	689	664	702	666	666	673	673	693	752	712	754	VB 3935	-	115
639	639	670	720	694	733	696	696	703	703	724	785	743	788	VB 4235	-	115

BATH CABINETS

★ NOT available with upgrade PDT - Deluxe Plywood End Panel Option
 All prices in U.S. Dollars. All prices, models and specifications subject to change without notice.

Cabinet configuration will vary by product line.
 Please refer to Product Specification Book for details.

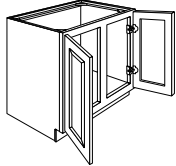
DESCRIPTION

PRODUCT CODE

Sutton Cliffs Maple Square
 Sutton Cliffs Maple Arch
 Avenue Cherry
 Avenue w/ 5 Piece Drawer Front Option Cherry
 Somerton Hill Maple Square
 Somerton Hill Maple Arch
 Sutton Cliffs Cherry Square
 Sutton Cliffs Cherry Arch
 Lariat / LaBelle Maple
 Somerton Hill Cherry Square
 Somerton Hill Cherry Arch
 Lariat / LaBelle Cherry
 Tolani Maple Square
 Tolani Cherry Square
 + Add for Deluxe - SDT
 + Add for Deluxe w/ Plywood Ends - PDT

Vanity Base Double Door Full-Height (continued)

Spec Book page 130



31 1/2" High

18" Deep

VB2418FH	540	584	541	541	567	608	605	650	608	633	674	670	490	535	-	91
VB2718FH	555	600	555	555	582	626	622	668	625	650	692	689	505	550	-	91
VB2718BFH	583	631	584	584	612	658	654	702	656	683	727	724	531	578	-	91
VB3018FH	575	622	575	575	603	649	644	692	647	674	717	714	523	570	-	91
VB3018BFH	604	653	604	604	633	681	676	727	679	708	753	750	549	599	-	91
VB3318FH	599	647	599	599	628	676	671	721	674	702	747	743	545	594	-	91
VB3618FH	623	674	624	624	654	703	699	750	701	730	777	774	567	618	-	91
VB4218FH	676	730	676	676	709	762	757	813	760	791	842	838	615	670	-	91

31 1/2" High

21" Deep

VB24FH	540	584	541	541	567	608	605	650	608	633	674	670	490	535	-	106
VB27FH	555	600	555	555	582	626	622	668	625	650	692	689	505	550	-	106
VB27BFH	584	631	584	584	612	658	654	702	656	683	728	724	531	578	-	106
VB30FH	575	622	575	575	603	649	644	692	647	674	717	714	523	570	-	106
VB30BFH	604	653	604	604	633	681	676	727	679	708	753	750	549	599	-	106
VB33FH	599	647	599	599	628	676	671	721	674	702	747	743	545	594	-	106
VB36FH	623	674	624	624	654	703	699	750	701	730	777	774	567	618	-	106
VB39FH	649	701	649	649	681	732	727	781	730	760	809	805	591	643	-	106
VB42FH	676	730	676	676	709	762	757	813	760	791	842	838	615	670	-	106

34 1/2" High

18" Deep

VB273518FH	624	674	624	624	654	703	699	750	702	731	778	774	568	618	-	99
VB273518BFH	656	709	656	656	688	740	735	789	738	768	818	814	597	650	-	99
VB303518FH	646	698	647	647	678	729	724	777	727	757	806	802	588	640	-	99
VB303518BFH	678	733	679	679	712	765	760	816	763	795	846	842	617	672	-	99
VB363518FH	697	753	697	697	731	786	781	838	784	816	868	864	634	690	-	99

34 1/2" High

21" Deep

VB2735FH	624	674	624	624	654	703	699	750	702	731	778	774	568	618	-	115
VB2735BFH	656	709	656	656	688	740	735	789	738	768	818	814	597	650	-	115
VB3035FH	646	698	647	647	678	727	724	777	727	757	806	802	588	640	-	115
VB3035BFH	678	733	679	679	712	763	760	816	763	795	846	842	617	672	-	115
VB3335FH	669	723	670	670	702	755	750	805	753	784	834	830	609	663	-	115
VB3635FH	697	753	697	697	731	784	781	838	784	816	868	864	634	690	-	115
VB3935FH	733	792	734	734	769	827	822	882	825	859	914	910	667	727	-	115
VB4235FH	766	828	766	766	804	862	858	922	862	897	955	951	697	759	-	115

Notes



The top-three kitchen extras for homeowners: a place for hiding small appliances, a place for bulk food and/or cleaning supplies and a place for waste/recycling.

Portrait/Fusion Maple	Portrait w/5 Piece Drawer Front Option Maple	Seneca Ridge Maple Square	Seneca Ridge Maple Arch	Sutton Cliffs Oak Square	Sutton Cliffs Oak Arch	Portrait/Fusion Cherry	Portrait w/5 Piece Drawer Front Option Cherry	Avenue Maple	Avenue w/5 Piece Drawer Front Option Maple	Sutton Cliffs Hickory Square	Sutton Cliffs Hickory Arch	Seneca Ridge Cherry Square	Seneca Ridge Cherry Arch	PREVIOUS PRODUCT CODE	+ Add for Deluxe – SDT	+ Add for Deluxe w/Plywood Ends – PDT
671	671	704	756	728	770	731	731	738	738	760	825	780	827	VBS 48	-	91
725	725	760	816	786	831	789	789	797	797	820	890	843	893	VBS 54	-	91
671	671	704	756	728	770	731	731	738	738	760	825	780	827	VB 48	-	106
725	725	760	816	786	831	789	789	797	797	820	890	843	893	VB 54	-	106
752	752	788	847	816	862	819	819	826	826	851	924	874	926	VB 4835	-	115
812	812	851	914	881	931	884	884	892	892	919	997	944	1000	VB 5435	-	115
783	783	821	882	850	899	853	853	861	861	886	962	911	965	VBS 60	-	91
783	783	821	882	850	899	853	853	861	861	886	962	911	965	VB 60	-	106
878	878	920	988	952	1007	955	955	964	964	993	1078	1020	1081	VB 6035	-	115
992	1071	1040	1117	1076	1138	1080	1163	1090	1177	1122	1218	1153	1222	VSB 54	136	241
1044	1127	1094	1175	1132	1197	1136	1224	1147	1239	1181	1282	1213	1285	VSB 60	136	241
1072	1157	1123	1207	1162	1229	1167	1257	1178	1272	1212	1316	1246	1320	VSB 5435	136	250
1127	1217	1181	1269	1222	1293	1227	1322	1238	1338	1275	1384	1310	1388	VSB 6035	136	250
387	419	406	436	420	444	421	456	425	459	438	475	450	477	VBTD 12	35	140
416	450	436	469	451	477	453	492	457	494	471	511	484	513	VBTD 15	36	141
443	477	464	499	480	508	482	521	487	526	501	544	515	545	VBTD 18	38	143
472	509	494	531	512	541	514	553	518	560	534	579	548	581	VBTD 21	40	145
502	539	526	566	545	576	547	589	552	596	568	617	584	619	VBTD 24	42	147
410	443	430	462	445	471	447	481	451	487	464	504	477	505	VBTD 1235	35	149
441	477	462	497	479	506	480	520	485	524	499	542	513	543	VBTD 1535	36	150
469	507	492	529	509	538	511	553	516	557	531	577	546	578	VB 1835	38	152
500	540	524	563	542	574	544	586	550	594	566	614	581	616	VB 2135	40	154
532	576	558	599	577	611	580	627	585	632	602	654	619	656	VB 2435	42	158

BATH CABINETS

★ NOT available with upgrade PDT - Deluxe Plywood End Panel Option
 All prices in U.S. Dollars. All prices, models and specifications subject to change without notice.

Cabinet configuration will vary by product line.
 Please refer to Product Specification Book for details.

DESCRIPTION

PRODUCT CODE

Sutton Cliffs Maple Square

Sutton Cliffs Maple Arch

Avenue Cherry

Avenue w/ 5 Piece Drawer Front Option Cherry

Somerton Hill Maple Square

Somerton Hill Maple Arch

Sutton Cliffs Cherry Square

Sutton Cliffs Cherry Arch

Lariat / LaBelle Maple

Somerton Hill Cherry Square

Somerton Hill Cherry Arch

Lariat / LaBelle Cherry

Tolani Maple Square

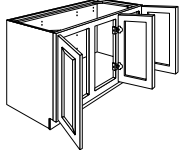
Tolani Cherry Square

+ Add for Deluxe - SDT

+ Add for Deluxe w/ Plywood Ends - PDT

Vanity Base Three Door Full-Height (continued)

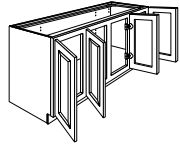
Spec Book page 130



31 1/2" High 18" Deep																	
VB4818FH	804	869	805	805	844	907	901	967	905	942	1002	998	732	797	-	91	
VB5418FH	868	938	869	869	911	979	973	1045	977	1017	1082	1077	790	860	-	91	
31 1/2" High 21" Deep																	
VB48FH	804	869	805	805	844	905	901	967	905	942	1002	998	732	797	-	106	
VB54FH	868	938	869	869	911	979	973	1045	977	1017	1082	1077	790	860	-	106	
34 1/2" High 21" Deep																	
VB4835FH	901	973	901	901	945	1016	1009	1083	1013	1055	1123	1118	820	892	-	115	
VB5435 FH	972	1051	973	973	1020	1097	1090	1170	1094	1139	1212	1207	885	964	-	115	

Vanity Base Four Door Full-Height (continued)

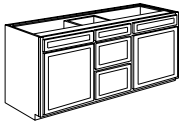
Spec Book page 131



31 1/2" High 18" Deep																	
VB6018FH	938	1014	939	939	985	1058	1052	1129	1056	1099	1170	1165	854	930	-	91	
31 1/2" High 21" Deep																	
VB60FH	938	1014	939	939	985	1056	1052	1129	1056	1099	1170	1165	854	930	-	106	
34 1/2" High 21" Deep																	
VB6035FH	1051	1136	1052	1052	1103	1185	1178	1265	1183	1231	1310	1304	957	1042	-	115	

Vanity Sink Base Double Bowl (continued)

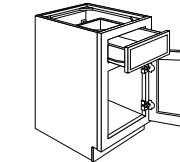
Spec Book page 131



31 1/2" High 21" Deep																	
VS854-3D	1188	1284	1189	1279	1247	1337	1331	1429	1337	1392	1481	1474	1081	1177	136	241	
VS860-3D	1250	1351	1251	1345	1311	1407	1401	1504	1406	1464	1558	1551	1138	1239	136	241	
34 1/2" High 21" Deep																	
VS85435-4D	1284	1387	1284	1382	1347	1445	1438	1544	1444	1504	1600	1593	1168	1272	136	250	
VS86035-4D	1350	1459	1351	1453	1416	1519	1513	1624	1519	1581	1683	1675	1229	1338	136	250	

Vanity Base One Drawer Single Door (continued)

Spec Book page 132



31 1/2" High 21" Deep																	
VB12 L or R	464	501	464	499	486	522	520	558	522	543	578	575	422	459	35	140	
VB15 L or R	499	539	499	537	523	561	559	600	561	584	622	619	454	494	36	141	
VB18 L or R	530	573	531	571	557	597	594	638	597	621	661	658	483	526	38	143	
VB21 L or R	565	611	565	608	593	636	633	680	636	662	704	701	514	560	40	145	
VB24 L or R	602	650	602	648	631	677	674	724	677	705	750	747	548	596	42	147	
34 1/2" High 21" Deep																	
VB1235 L or R	492	531	492	529	516	553	551	591	553	576	613	610	447	487	35	149	
VB1535 L or R	528	571	529	569	554	595	592	636	595	619	659	656	481	524	36	150	
VB1835 L or R	562	608	563	605	590	633	630	676	633	659	701	698	512	557	38	152	
VB2135 L or R	599	647	599	645	628	674	671	721	674	702	747	743	545	594	40	154	
VB2435 L or R	638	689	638	686	669	718	715	767	717	747	795	791	580	632	42	158	

Specify L or R hinging



Notes

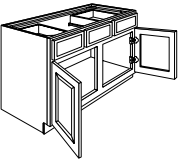


A lot happens under the sink...remember to include Merillat CoreGuard™ Sink Base in your initial quotes!

DESCRIPTION	PRODUCT CODE	Spring Valley Oak Square	Spring Valley Oak Arch	Spring Valley Maple Square	Spring Valley Maple Arch	Spring Valley Hickory Square	Spring Valley Hickory Arch	Spring Valley Cherry Square	Spring Valley Cherry Arch	Seneca Ridge Oak Square	Seneca Ridge Oak Arch	Arbor Falls II	Portrait Oak	Whitebay II Square	Whitebay II Arch
-------------	--------------	--------------------------	------------------------	----------------------------	--------------------------	------------------------------	----------------------------	-----------------------------	---------------------------	-------------------------	-----------------------	----------------	--------------	--------------------	------------------

Vanity Sink Base Two Drawer Double Door

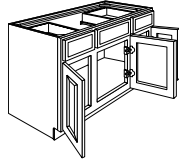
Spec Book page 132



31 1/2" High 21" Deep VSB36-2D	450	473	521	556	531	567	553	587	575	621	577	588	644	686
34 1/2" High 21" Deep VSB3635-2D	504	529	585	622	594	636	620	657	644	696	646	659	721	768

Vanity Sink Base Two Drawer Three Door

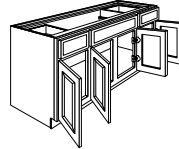
Spec Book page 132



31 1/2" High 21" Deep VSB42-2D	517	543	600	638	610	652	636	674	661	714	663	676	740	788
VSB48-2D	558	586	648	689	658	704	686	728	713	771	715	729	798	850
VSB54-2D	600	630	697	741	707	757	738	782	767	829	769	784	859	914
34 1/2" High 21" Deep VSB4235-2D	579	608	672	715	683	730	712	755	740	800	742	757	829	882
VSB4835-2D	625	656	726	772	737	788	769	815	799	863	801	817	894	952
VSB5435-2D	672	706	780	830	792	847	827	876	859	928	862	878	962	1024

Vanity Sink Base Two Drawer Four Door

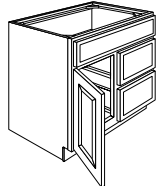
Spec Book page 133



31 1/2" High 21" Deep VSB60-2D	636	668	738	785	750	802	782	829	813	878	815	831	910	969
34 1/2" High 21" Deep VSB6035-2D	712	748	827	880	840	898	876	929	910	984	913	931	1019	1086

Vanity Combination Drawer — Two Drawer

Spec Book page 133



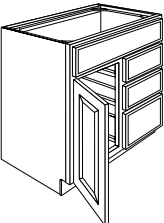
VCD24 DL or DR	424	453	492	523	499	535	521	552	497	508	466	496	532	546
VCD30 DL or DR	458	490	532	566	540	578	563	597	538	549	504	536	576	591
VCD36 DL or DR	502	537	583	620	592	634	617	655	589	602	552	588	631	648

Vanity Combination Drawer — Two Drawer 18" Depth

VCD2418 DL or DR	424	453	492	523	499	534	521	552	497	508	466	496	532	546
VCD3018 DL or DR	458	490	532	566	540	578	563	597	538	549	504	536	576	591
VCD3618 DL or DR	502	537	583	620	592	633	617	655	589	602	552	588	631	648

Vanity Combination Drawer — Three Drawer

Spec Book page 133



VCD2435 DL or DR	474	508	551	586	559	598	583	619	557	569	522	555	596	612
VCD3035 DL or DR	513	549	596	634	605	647	631	669	602	615	564	601	645	662
VCD3635 DL or DR	562	602	653	694	663	709	692	733	660	674	618	658	707	725

Portrait/Fusion Maple	Portrait w/5 Piece Drawer Front Option Maple	Seneca Ridge Maple Square	Seneca Ridge Maple Arch	Sutton Cliffs Oak Square	Sutton Cliffs Oak Arch	Portrait/Fusion Cherry	Portrait w/5 Piece Drawer Front Option Cherry	Avenue Maple	Avenue w/5 Piece Drawer Front Option Maple	Sutton Cliffs Hickory Square	Sutton Cliffs Hickory Arch	Seneca Ridge Cherry Square	Seneca Ridge Cherry Arch	PREVIOUS PRODUCT CODE	+ Add for Deluxe - SDT	+ Add for Deluxe w/Plywood Ends - PDT
663	716	696	748	720	762	721	779	730	788	752	816	771	818	VBTD 36	68	173
744	803	780	838	807	853	810	872	817	883	842	914	865	916	VBTD 3635	68	182
763	826	800	859	828	875	831	897	839	904	863	937	887	940	VBTD 42	68	173
824	890	863	927	893	945	897	968	905	975	932	1012	958	1014	VBTD 48	70	175
886	956	928	997	961	1016	964	1039	973	1051	1002	1088	1030	1091	VBTD 54	75	180
855	923	896	962	927	980	931	1002	939	1014	967	1050	994	1053	VBTD 4235	68	182
922	996	967	1039	1001	1058	1004	1082	1014	1095	1044	1133	1072	1136	VBTD 4835	70	185
992	1071	1040	1117	1076	1138	1080	1163	1090	1177	1122	1218	1153	1222	VBTD 5435	75	190
939	1016	984	1057	1018	1077	1022	1105	1032	1110	1062	1153	1091	1156	VBTD 60	80	185
1051	1135	1102	1184	1140	1206	1145	1233	1155	1248	1190	1291	1222	1295	VBTD 6035	80	194
562	609	594	606	586	609	599	650	668	714	606	611	650	662	VBD 24	102	207
607	659	642	655	633	658	648	703	723	772	655	660	703	715	VBD 30	106	211
666	722	704	718	694	721	710	771	792	846	718	724	770	784	VBD 36	112	217
562	609	594	606	586	609	599	650	668	714	606	611	650	662	VBDS 24	85	175
607	659	642	655	633	658	648	703	723	772	655	660	703	715	VBDS30	87	177
666	722	704	718	694	721	710	771	792	846	718	724	770	784	VBDS 36	93	184
629	683	665	678	656	682	671	728	749	800	679	684	728	741	VBD 2435	102	217
680	738	719	734	709	737	726	787	809	865	734	740	787	801	VBD 3035	106	220
746	809	788	804	778	808	796	863	887	948	805	811	862	878	VBD 3635	112	226

BATH CABINETS

★ NOT available with upgrade PDT - Deluxe Plywood End Panel Option
 All prices in U.S. Dollars. All prices, models and specifications subject to change without notice.

Cabinet configuration will vary by product line.
 Please refer to Product Specification Book for details.

Notes



Lighting is an important consideration. Different kitchen tasks require various levels of lighting. A combination of recessed, pendant, and under-cabinet lighting provides both aesthetics and functionality. Adding dimmer switches is a way to add even more flexibility.

DESCRIPTION

PRODUCT CODE

Spring Valley Oak Square

Spring Valley Oak Arch

Spring Valley Maple Square

Spring Valley Maple Arch

Spring Valley Hickory Square

Spring Valley Hickory Arch

Spring Valley Cherry Square

Spring Valley Cherry Arch

Seneca Ridge Oak Square

Seneca Ridge Oak Arch

Arbor Falls II

Portrait Oak

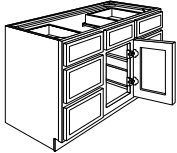
Whitebay II Square

Whitebay II Arch

Vanity Combination Drawer — Six Drawer Single Door

Spec Book page 134

VCD42	644	689	747	795	759	811	792	839	755	772	708	754	809	830
VCD48	708	758	822	874	835	893	871	923	831	849	779	829	890	913



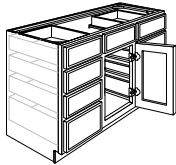
Vanity Combination Drawer — Six Drawer Single Door 18" Depth

VCD4218	644	689	747	795	759	811	792	839	755	772	708	754	809	830
VCD4818	708	758	822	874	835	893	871	923	831	849	779	829	890	913

Vanity Combination Drawer — Eight Drawer Single Door

Spec Book page 134

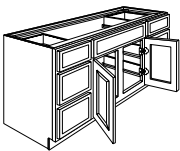
VCD4235	721	771	837	890	850	909	886	940	846	864	793	844	906	930
VCD4835	793	848	921	979	935	1000	975	1034	931	951	872	929	997	1023



Vanity Combination Drawer — Six Drawer Double Door

Spec Book page 134

VCD60	840	899	975	1037	990	1059	1033	1095	986	1007	924	984	1056	1084
-------	-----	-----	-----	------	-----	------	------	------	-----	------	-----	-----	------	------



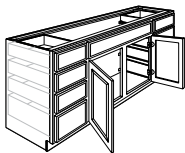
Vanity Combination Drawer — Six Drawer Double Door 18" Depth

VCD6018	840	899	975	1037	990	1059	1033	1095	986	1007	924	984	1056	1084
---------	-----	-----	-----	------	-----	------	------	------	-----	------	-----	-----	------	------

Vanity Combination Drawer — Eight Drawer Double Door

Spec Book page 134

VCD6035	941	1007	1092	1162	1109	1186	1157	1227	1104	1128	1035	1102	1183	1214
---------	-----	------	------	------	------	------	------	------	------	------	------	------	------	------



Portrait/Fusion Maple	Portrait w/5 Piece Drawer Front Option Maple	Seneca Ridge Maple Square	Seneca Ridge Maple Arch	Sutton Cliffs Oak Square	Sutton Cliffs Oak Arch	Portrait/Fusion Cherry	Portrait w/5 Piece Drawer Front Option Cherry	Avenue Maple	Avenue w/5 Piece Drawer Front Option Maple	Sutton Cliffs Hickory Square	Sutton Cliffs Hickory Arch	Seneca Ridge Cherry Square	Seneca Ridge Cherry Arch	PREVIOUS PRODUCT CODE	+ Add for Deluxe – SDT	+ Add for Deluxe w/Plywood Ends – PDT
853	926	902	920	890	925	911	988	1015	1085	921	928	987	1005	VBD 42	271	376
939	1019	993	1012	979	1017	1002	1087	1117	1194	1013	1021	1086	1106	VBD 48	279	384
853	926	902	920	890	925	911	988	1015	1085	921	928	987	1005	VBDS 42	224	315
939	1019	993	1012	979	1017	1002	1087	1117	1194	1013	1021	1086	1106	VBDS 48	232	323
956	1037	1010	1031	997	1036	1020	1106	1137	1215	1031	1039	1106	1126	VBD 4235	271	385
1051	1141	1112	1134	1097	1139	1122	1217	1251	1337	1135	1143	1216	1239	VBD 4835	279	394
1114	1209	1178	1201	1162	1207	1189	1289	1326	1416	1202	1211	1289	1312	VBD 60	298	403
1114	1209	1178	1201	1162	1207	1189	1289	1326	1416	1202	1211	1289	1312	VBDS 60	246	336
1248	1354	1319	1345	1301	1352	1331	1444	1485	1586	1346	1357	1443	1470	VBD 6035	298	412

BATH CABINETS

★ NOT available with upgrade PDT - Deluxe Plywood End Panel Option
 All prices in U.S. Dollars. All prices, models and specifications subject to change without notice.

Cabinet configuration will vary by product line.
 Please refer to Product Specification Book for details.

DESCRIPTION

PRODUCT CODE

Sutton Cliffs Maple Square

Sutton Cliffs Maple Arch

Avenue Cherry

Avenue w/ 5 Piece Drawer Front Option Cherry

Somerton Hill Maple Square

Somerton Hill Maple Arch

Sutton Cliffs Cherry Square

Sutton Cliffs Cherry Arch

Lariat / LaBelle Maple

Somerton Hill Cherry Square

Somerton Hill Cherry Arch

Lariat / LaBelle Cherry

Tolani Maple Square

Tolani Cherry Square

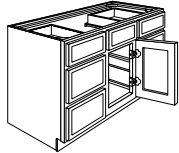
✦ Add for Deluxe - SDT

✦ Add for Deluxe w/Plywood Ends - PDT

Vanity Combination Drawer — Six Drawer Single Door (continued)

Spec Book page 134

VCD42	966	992	1081	1156	1012	1069	1100	1134	1058	1142	1179	1181	931	992	271	376
VCD48	1063	1091	1189	1272	1113	1177	1211	1247	1164	1257	1297	1299	1024	1092	279	384



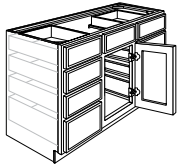
Vanity Combination Drawer — Six Drawer Single Door 18" Depth

VCD4218	966	992	1081	1156	1012	1069	1100	1134	1058	1142	1179	1181	931	992	224	315
VCD4818	1063	1091	1189	1272	1113	1177	1211	1247	1164	1257	1297	1299	1024	1092	232	323

Vanity Combination Drawer — Eight Drawer Single Door (continued)

Spec Book page 134

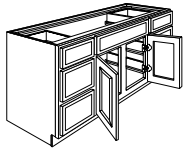
VCD4235	1082	1111	1211	1295	1133	1198	1232	1270	1185	1279	1320	1323	1042	1111	271	385
VCD4835	1190	1222	1332	1425	1247	1318	1356	1397	1304	1408	1453	1455	1147	1223	279	394



Vanity Combination Drawer — Six Drawer Double Door (continued)

Spec Book page 134

VCD60	1261	1294	1411	1509	1320	1396	1436	1480	1381	1491	1539	1541	1215	1295	298	403
-------	------	------	------	------	------	------	------	------	------	------	------	------	------	------	-----	-----



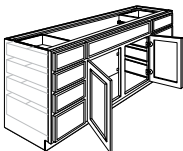
Vanity Combination Drawer — Six Drawer Double Door 18" Depth

VCD6018	1261	1294	1411	1509	1320	1396	1436	1480	1381	1491	1539	1541	1215	1295	246	336
---------	------	------	------	------	------	------	------	------	------	------	------	------	------	------	-----	-----

Vanity Combination Drawer — Eight Drawer Double Door (continued)

Spec Book page 134

VCD6035	1412	1450	1581	1691	1479	1564	1609	1658	1547	1670	1724	1726	1360	1451	298	412
---------	------	------	------	------	------	------	------	------	------	------	------	------	------	------	-----	-----



Notes



Gen Y spends a lot of time in the kitchen watching TV and working on computers. Consider including an area near the kitchen to use as a laptop or tablet station. Remember to include electrical outlets for charging all their technological devices.

DESCRIPTION

PRODUCT CODE

Spring Valley Oak Square

Spring Valley Maple Square

Spring Valley Hickory Square

Spring Valley Cherry Square

Seneca Ridge Oak Square

Arbor Falls II

Portrait Oak

Whitebay II Square

Portrait/Fusion Maple

Portrait w/5 Piece Drawer Front Option Maple

Seneca Ridge Maple Square

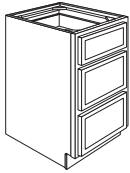
Sutton Cliffs Oak Square

Portrait/Fusion Cherry

Portrait w/5 Piece Drawer Front Option Cherry

Vanity Drawer — Three Drawer

Spec Book page 135



31 1/2" High
21" Deep

VD12-3D	327	387	400	492	327	330	327	354	429	459	387	327	490	525
VD15-3D	353	417	431	530	353	356	353	382	462	494	417	353	528	565
VD18-3D	379	448	464	569	379	382	379	410	496	531	448	379	567	607
VD21-3D	405	479	495	608	405	408	405	438	530	568	479	405	606	649
VD24-3D	434	513	531	651	434	437	434	469	568	608	513	434	649	695

34 1/2" High
21" Deep

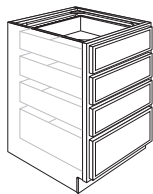
VD1235-3D	359	424	439	538	359	362	359	388	469	502	424	359	537	575
VD1535-3D	386	456	472	579	386	389	386	418	505	541	456	386	578	618
VD1835-3D	414	490	507	622	414	417	414	448	542	580	490	414	620	664
VD2135-3D	443	524	542	665	443	447	443	479	580	621	524	443	663	710
VD2435-3D	474	561	580	712	474	478	474	513	621	664	561	474	710	760

Vanity Drawer — Three Drawer 18" Depth

VD1218-3D	327	387	400	492	327	330	327	354	429	459	387	327	490	525
VD1518-3D	353	417	431	530	353	356	353	382	462	494	417	353	528	565
VD1818-3D	379	448	464	569	379	382	379	410	496	531	448	379	567	607
VD2118-3D	405	479	495	608	405	408	405	438	530	568	479	405	606	649
VD2418-3D	434	513	531	651	434	437	434	469	568	608	513	434	649	695

Vanity Drawer — Four Drawer

Spec Book page 135



VD1235-4D	367	434	449	551	367	370	367	397	480	514	434	367	549	588
VD1535-4D	395	467	483	593	395	398	395	428	517	554	467	395	591	633
VD1835-4D	424	502	519	637	424	428	424	459	556	595	502	424	635	680
VD2135-4D	454	536	555	681	454	457	454	491	594	636	536	454	679	727
VD2435-4D	486	574	594	729	486	490	486	526	636	681	574	486	727	778

Vanity Drawer — Four Drawer 18" Depth

VDS123518-4D	368	435	450	552	368	371	368	398	481	515	435	368	550	589
VDS153518-4D	395	467	483	593	395	398	395	428	517	554	467	395	591	633
VDS183518-4D	424	502	519	637	424	428	424	459	556	595	502	424	635	680

Avenue Maple	Avenue w/5 Piece Drawer Front Option Maple	Sutton Cliffs Hickory Square	Seneca Ridge Cherry Square	Sutton Cliffs Maple Square	Avenue Cherry	Avenue w/5 Piece Drawer Front Option Cherry	Somerton Hill Maple Square	Sutton Cliffs Cherry Square	Lariat/LaBelle Maple	Somerton Hill Cherry Square	Lariat/LaBelle Cherry	Tolani Maple Square	Tolani Cherry Square	PREVIOUS PRODUCT CODE	+ Add for Deluxe - SDT	+ Add for Deluxe w/Plywood Ends - PDT
429	463	400	492	387	490	531	440	492	463	510	538	429	490	VD 12	140	245
462	498	431	530	417	528	572	474	530	498	549	580	462	528	VD 15	147	252
496	536	464	569	448	567	615	509	569	536	590	623	496	567	VD 18	152	257
530	572	495	608	479	606	657	544	608	572	630	666	530	606	VD 21	160	265
568	613	531	651	513	649	704	583	651	613	675	713	568	649	VD 24	166	271
469	507	439	538	424	537	582	482	538	507	558	590	469	537	VD3 1235	153	268
505	545	472	579	456	578	626	519	579	545	601	635	505	578	VD3 1535	163	277
542	585	507	622	490	620	672	557	622	585	644	681	542	620	VD3 1835	171	285
580	626	542	665	524	663	719	596	665	626	690	729	580	663	VD3 2135	179	294
621	670	580	712	561	710	769	637	712	670	738	780	621	710	VD3 2435	188	302
429	463	400	492	387	490	531	440	492	463	510	538	429	490	VDS 12	120	211
462	498	431	530	417	528	572	474	530	498	549	580	462	528	VDS 15	126	217
496	536	464	569	448	567	615	509	569	536	590	623	496	567	VDS 18	132	222
530	572	495	608	479	606	657	544	608	572	630	666	530	606	VDS 21	136	226
568	613	531	651	513	649	704	583	651	613	675	713	568	649	VDS 24	141	231
480	518	449	551	434	549	595	493	551	518	571	603	480	549	VD 1235	153	268
517	558	483	593	467	591	641	531	593	558	615	650	517	591	VD 1535	163	277
556	600	519	637	502	635	689	571	637	600	660	698	556	635	VD 1835	171	285
594	641	555	681	536	679	736	610	681	641	706	746	594	679	VD 2135	179	294
636	687	594	729	574	727	788	653	729	687	756	799	636	727	VD 2435	188	302
481	519	450	552	435	550	596	494	552	519	572	604	481	550	VDS 1235	153	252
517	558	483	593	467	591	641	531	593	558	615	650	517	591	VDS 1535	163	262
556	600	519	637	502	635	689	571	637	600	660	698	556	635	VDS 1835	171	270

BATH CABINETS

★ NOT available with upgrade PDT - Deluxe Plywood End Panel Option
 All prices in U.S. Dollars. All prices, models and specifications subject to change without notice.

Cabinet configuration will vary by product line.
 Please refer to Product Specification Book for details.

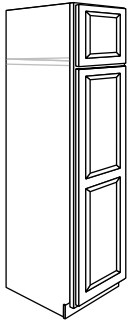
DESCRIPTION

PRODUCT CODE

Spring Valley Oak Square
 Spring Valley Oak Arch
 Spring Valley Maple Square
 Spring Valley Maple Arch
 Spring Valley Hickory Square
 Spring Valley Hickory Arch
 Spring Valley Cherry Square
 Spring Valley Cherry Arch
 Seneca Ridge Oak Square
 Seneca Ridge Oak Arch
 Arbor Falls II
 Portrait Oak
 Whitebay II Square
 Whitebay II Arch

Vanity Linen Cabinet Tall

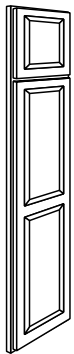
Spec Book page 135



	Spring Valley Oak Square	Spring Valley Oak Arch	Spring Valley Maple Square	Spring Valley Maple Arch	Spring Valley Hickory Square	Spring Valley Hickory Arch	Spring Valley Cherry Square	Spring Valley Cherry Arch	Seneca Ridge Oak Square	Seneca Ridge Oak Arch	Arbor Falls II	Portrait Oak	Whitebay II Square	Whitebay II Arch
84" High														
VLC1584 L or R	522	548	606	644	615	658	642	680	667	720	669	682	746	797
VLC1884 L or R	567	595	658	700	668	715	697	739	724	783	727	741	811	864
VLC2484 L or R	605	636	703	748	714	763	745	789	774	836	776	791	866	923
90" High														
VLC1590 L or R	543	570	630	671	640	685	668	708	694	750	696	710	777	829
VLC1890 L or R	590	620	685	729	696	744	726	769	754	815	756	771	844	899
VLC2490 L or R	630	662	732	778	743	795	775	822	805	870	808	824	902	960
96" High														
VLC1596 L or R	565	593	656	698	666	712	695	736	722	780	724	738	808	862
VLC1896 L or R	614	644	712	758	723	774	755	800	784	847	787	802	878	935
VLC2496 L or R	655	688	761	809	773	826	806	855	838	905	840	857	938	999
Specify L or R hinging														

Utility Front

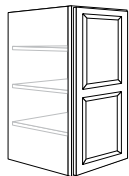
Spec Book page 135



	Spring Valley Oak Square	Spring Valley Oak Arch	Spring Valley Maple Square	Spring Valley Maple Arch	Spring Valley Hickory Square	Spring Valley Hickory Arch	Spring Valley Cherry Square	Spring Valley Cherry Arch	Seneca Ridge Oak Square	Seneca Ridge Oak Arch	Arbor Falls II	Portrait Oak	Whitebay II Square	Whitebay II Arch
84" High														
UF1584 L or R	417	438	484	515	492	526	513	544	533	576	535	545	597	637
UF1884 L or R	453	476	526	560	535	572	558	591	579	626	581	593	649	691
UF2484 L or R	484	509	562	598	571	611	596	632	619	669	621	633	693	738
90" High														
UF1590 L or R	435	457	505	537	513	548	535	567	556	601	558	568	622	664
UF1890 L or R	472	496	548	583	557	596	581	616	604	652	605	617	676	720
UF2490 L or R	504	529	585	622	594	636	620	657	644	696	646	659	721	768
96" High														
UF1596 L or R	452	474	525	558	533	570	556	589	577	624	579	591	647	690
UF1896 L or R	491	516	570	607	579	619	604	640	628	678	630	642	703	749
UF2496 L or R	524	550	609	647	618	661	645	683	670	724	672	685	750	799
Specify L or R hinging														

Vanity Linen Cabinet

Spec Book page 136



	Spring Valley Oak Square	Spring Valley Oak Arch	Spring Valley Maple Square	Spring Valley Maple Arch	Spring Valley Hickory Square	Spring Valley Hickory Arch	Spring Valley Cherry Square	Spring Valley Cherry Arch	Seneca Ridge Oak Square	Seneca Ridge Oak Arch	Arbor Falls II	Portrait Oak	Whitebay II Square	Whitebay II Arch
48" High														
VLC1848 L or R	354	372	411	437	418	447	436	462	453	489	454	463	507	541
Specify L or R hinging														

BATH CABINETS

Portrait/Fusion Maple	Portrait w/5 Piece Drawer Front Option Maple	Seneca Ridge Maple Square	Seneca Ridge Maple Arch	Sutton Cliffs Oak Square	Sutton Cliffs Oak Arch	Portrait/Fusion Cherry	Portrait w/5 Piece Drawer Front Option Cherry	Avenue Maple	Avenue w/5 Piece Drawer Front Option Maple	Sutton Cliffs Hickory Square	Sutton Cliffs Hickory Arch	Seneca Ridge Cherry Square	Seneca Ridge Cherry Arch	PREVIOUS PRODUCT CODE	+ Add for Deluxe – SDT	+ Add for Deluxe w/Plywood Ends – PDT
770	770	807	867	835	883	838	838	846	846	871	946	895	948	VL 152184	-	268
836	836	877	942	907	959	911	911	919	919	946	1027	972	1030	VL182184	-	268
894	894	936	1006	969	1025	973	973	982	982	1011	1098	1039	1101	VL 242184	-	268
802	802	840	903	869	919	873	873	881	881	907	985	932	987	VL 152190	-	280
871	871	913	981	945	999	948	948	957	957	985	1070	1012	1073	VL 182190	-	280
930	930	975	1047	1009	1067	1013	1013	1022	1022	1052	1143	1081	1146	VL 242190	-	280
834	834	874	939	904	956	908	908	916	916	943	1024	969	1027	VL 152196	-	294
906	906	949	1020	982	1039	986	986	995	995	1025	1112	1053	1116	VL 182196	-	294
967	967	1014	1089	1049	1110	1053	1053	1063	1063	1095	1188	1125	1192	VL 242196	-	294
616	616	646	694	668	707	671	671	677	677	697	757	716	759	VLFF 1584	-	-
669	669	701	754	726	768	729	729	735	735	757	822	778	824	VLFF 1884	-	-
715	715	749	805	775	820	778	778	786	786	809	878	831	880	VLFF 2884	-	-
642	642	673	723	696	736	699	699	705	705	726	789	746	791	VLFF 1590	-	-
697	697	731	785	756	800	759	759	766	766	789	856	810	859	VLFF 1890	-	-
744	744	780	838	807	853	810	810	817	817	842	914	865	916	VLFF 2490	-	-
667	667	699	751	723	765	726	726	733	733	755	819	775	821	VLFF 1596	-	-
725	725	760	816	786	832	789	789	797	797	820	890	843	893	VLFF 1896	-	-
774	774	811	871	839	887	842	842	850	850	875	950	899	953	VLFF 2496	-	-
523	523	548	589	567	600	569	569	575	575	592	642	608	644	VL 182148	-	152

BATH CABINETS

★ NOT available with upgrade PDT - Deluxe Plywood End Panel Option
 All prices in U.S. Dollars. All prices, models and specifications subject to change without notice.

Cabinet configuration will vary by product line.
 Please refer to Product Specification Book for details.

DESCRIPTION

PRODUCT CODE

Sutton Cliffs Maple Square

Sutton Cliffs Maple Arch

Avenue Cherry

Avenue w/ 5 Piece Drawer Front Option Cherry

Somerton Hill Maple Square

Somerton Hill Maple Arch

Sutton Cliffs Cherry Square

Sutton Cliffs Cherry Arch

Lariat / LaBelle Maple

Somerton Hill Cherry Square

Somerton Hill Cherry Arch

Lariat / LaBelle Cherry

Tolani Maple Square


Tolani Cherry Square

✦ Add for Deluxe - SDT

✦ Add for Deluxe w/ Plywood Ends - PDT

Vanity Linen Cabinet Tall (continued)

Spec Book page 135



84" High

VLC1584 L or R 922 997 923 923 968 1040 1033 1110 1038 1080 1150 1144 839 914 - 268

VLC1884 L or R 1002 1083 1003 1003 1051 1128 1123 1205 1127 1174 1249 1243 912 993 - 268

VLC2484 L or R 1070 1157 1071 1071 1123 1205 1199 1288 1204 1254 1334 1328 974 1061 - 268

90" High

VLC1590 L or R 960 1038 961 961 1007 1083 1076 1155 1080 1125 1197 1191 874 951 - 280

VLC1890 L or R 1043 1127 1044 1044 1094 1174 1169 1255 1174 1222 1300 1294 949 1034 - 280

VLC2490 L or R 1114 1204 1115 1115 1169 1254 1248 1340 1254 1305 1389 1383 1014 1104 - 280

96" High

VLC1596 L or R 999 1079 999 999 1048 1126 1119 1201 1123 1170 1245 1239 909 990 - 294

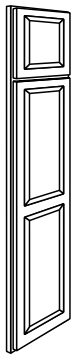
VLC1896 L or R 1085 1173 1085 1085 1138 1221 1216 1305 1220 1271 1352 1346 987 1075 - 294

VLC2496 L or R 1159 1253 1159 1159 1216 1304 1298 1394 1304 1357 1445 1438 1055 1148 - 294

Specify L or R hinging

Utility Front (continued)

Spec Book page 135



84" High

UF1584 L or R 738 797 738 738 774 832 827 888 830 864 920 916 671 731 - -

UF1884 L or R 802 866 802 802 841 902 898 964 902 939 999 995 729 794 - -

UF2484 L or R 856 925 857 857 898 964 959 1030 963 1003 1067 1063 779 848 - -

90" High

UF1590 L or R 769 831 769 769 807 867 862 925 865 901 959 954 700 762 - -

UF1890 L or R 835 902 835 835 876 940 936 1004 939 978 1041 1036 760 827 - -

UF2490 L or R 891 963 892 892 935 1003 998 1072 1002 1044 1111 1106 811 883 - -

96" High

UF1596 L or R 799 863 799 799 838 901 895 961 899 936 996 991 727 792 - -

UF1896 L or R 868 939 869 869 911 977 973 1045 977 1017 1083 1078 790 861 - -

UF2496 L or R 927 1002 927 927 972 1043 1038 1115 1043 1085 1155 1150 843 918 - -

Specify L or R hinging

Vanity Linen Cabinet (continued)

Spec Book page 136



48" High

VLC1848 L or R 626 677 627 627 657 706 702 753 705 734 781 777 570 621 - 152

Specify L or R hinging

BATH CABINETS

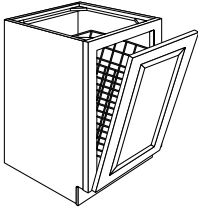
Notes



DESCRIPTION	PRODUCT CODE	Spring Valley Oak Square	Spring Valley Oak Arch	Spring Valley Maple Square	Spring Valley Maple Arch	Spring Valley Hickory Square	Spring Valley Hickory Arch	Spring Valley Cherry Square	Spring Valley Cherry Arch	Seneca Ridge Oak Square	Seneca Ridge Oak Arch	Arbor Falls II	Portrait Oak	Whitebay II Square	Whitebay II Arch
-------------	--------------	--------------------------	------------------------	----------------------------	--------------------------	------------------------------	----------------------------	-----------------------------	---------------------------	-------------------------	-----------------------	----------------	--------------	--------------------	------------------


Vanity Hamper Base

Spec page 136	VHB18	333	349	386	411	392	419	409	434	425	459	426	435	476	508
---------------	-------	-----	-----	-----	-----	-----	-----	-----	-----	-----	-----	-----	-----	-----	-----



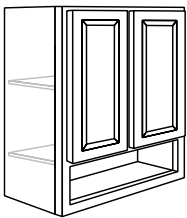
Vanity Wall Botique — 8" Deep

Spec Book page 136	VWB2648	543	570	631	671	641	685	668	708	694	750	697	710	777	830
--------------------	---------	-----	-----	-----	-----	-----	-----	-----	-----	-----	-----	-----	-----	-----	-----



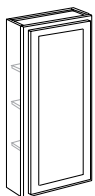
Vanity Wall Boutique — 7" Deep

Spec Book page 137	VWB2430	279	293	324	345	329	352	344	364	357	386	358	365	400	426
--------------------	---------	-----	-----	-----	-----	-----	-----	-----	-----	-----	-----	-----	-----	-----	-----



Vanity Wall — 4 3/4" Deep

Spec Book page 137	VW1530 L or R	204	214	237	252	241	257	251	266	261	282	262	267	292	312
--------------------	---------------	-----	-----	-----	-----	-----	-----	-----	-----	-----	-----	-----	-----	-----	-----





Portrait/Fusion Maple	Portrait w/5 Piece Drawer Front Option Maple	Seneca Ridge Maple Square	Seneca Ridge Maple Arch	Sutton Cliffs Oak Square	Sutton Cliffs Oak Arch	Portrait/Fusion Cherry	Portrait w/5 Piece Drawer Front Option Cherry	Avenue Maple	Avenue w/5 Piece Drawer Front Option Maple	Sutton Cliffs Hickory Square	Sutton Cliffs Hickory Arch	Seneca Ridge Cherry Square	Seneca Ridge Cherry Arch	PREVIOUS PRODUCT CODE	+ Add for Deluxe – SDT	+ Add for Deluxe w/Plywood Ends – PDT
491	491	515	553	532	563	534	534	539	539	555	603	571	605	VH 18	-	106
802	802	841	903	870	920	873	873	881	881	907	985	932	988	VS 2648	-	-
412	412	432	464	447	473	449	449	453	453	466	506	479	508	VS 2430	-	34
301	301	316	339	327	345	328	328	331	331	341	370	350	371	VW 1530	-	20



★ NOT available with upgrade PDT - Deluxe Plywood End Panel Option
 All prices in U.S. Dollars. All prices, models and specifications subject to change without notice.

Cabinet configuration will vary by product line.
 Please refer to Product Specification Book for details.

DESCRIPTION

PRODUCT CODE

Sutton Cliffs Maple Square

Sutton Cliffs Maple Arch

Avenue Cherry

Avenue w/ 5 Piece Drawer Front Option Cherry

Somerton Hill Maple Square

Somerton Hill Maple Arch

Sutton Cliffs Cherry Square

Sutton Cliffs Cherry Arch

Lariat / LaBelle Maple

Somerton Hill Cherry Square

Somerton Hill Cherry Arch

Lariat / LaBelle Cherry

Tolani Maple Square

Tolani Cherry Square

✦ Add for Deluxe – SDT

✦ Add for Deluxe w/ Plywood Ends – PDT

Vanity Hamper Base (continued)

Spec Book page 136

VHB18

588

636

588

588

617

663

659

707

662

689

733

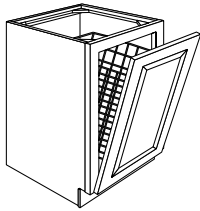
730

535

583

-

106



Vanity Wall Botique — 8" Deep (continued)

Spec Book page 136

VWB2648

961

1038

961

961

1008

1083

1076

1156

1081

1125

1197


1192

874

952

-

-



Vanity Wall Boutique — 7" Deep (continued)

Spec Book page 137

VWB2430

494

534

494

494

518

557

553

594

556

578

616

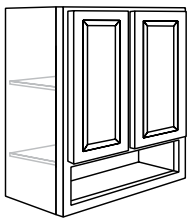
613

449

489

-

34



Vanity Wall — 4 3/4" Deep (continued)

Spec Book page 137

VW1530 L or R

361

390

361

361

378

407

404

434

406

422

450

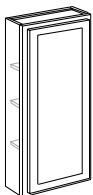
448

328

357

-

20

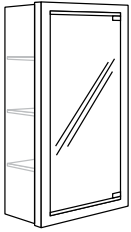


Notes



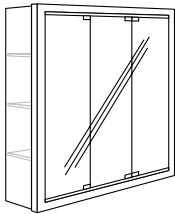
Did you know that storage solutions for pets is a driving indicator in home design? Use our Single Base Wastebasket Top Mount to store pet food and other necessities. Add a 12" deep bookcase nearby for food/water bowls near floor level. Place the shelf toward the top of the cabinet to keep jars of treats and toys.

DESCRIPTION	PRODUCT CODE	Spring Valley Oak Square	Spring Valley Maple Square	Spring Valley Hickory Square	Spring Valley Cherry Square	Seneca Ridge Oak Square	Arbor Falls II	Portrait Oak	Whitebay II Square	Portrait/Fusion Maple	Portrait w/5 Piece Drawer Front Option Maple	Seneca Ridge Maple Square	Sutton Cliffs Oak Square	Portrait/Fusion Cherry	Portrait w/5 Piece Drawer Front Option Cherry
Medicine Cabinet															
Spec Book page 137	MC1627	254	285	282	296	254	283	254	283	285	285	285	254	296	296



Tri—View Medicine Cabinet

Spec Book page 138	TVMC2430	375	421	417	437	375	419	375	419	421	421	421	375	437	437
	TVMC3030	437	490	486	509	437	488	437	488	490	490	490	437	509	509
	TVMC3630	486	545	540	566	486	542	486	542	545	545	545	486	566	566





Avenue Maple	Avenue w/5 Piece Drawer Front Option Maple	Sutton Cliffs Hickory Square	Seneca Ridge Cherry Square	Sutton Cliffs Maple Square	Avenue Cherry	Avenue w/5 Piece Drawer Front Option Cherry	Somerton Hill Maple Square	Sutton Cliffs Cherry Square	Lariat/LaBelle Maple	Somerton Hill Cherry Square	Lariat/LaBelle Cherry	Tolani Maple Square	Tolani Cherry Square	PREVIOUS PRODUCT CODE	+ Add for Deluxe – SDT	+ Add for Deluxe w/Plywood Ends – PDT
285	285	282	296	285	296	296	285	296	285	296	296	285	328	MC 1627	-	-
421	421	417	437	421	437	437	421	437	421	437	437	421	484	MC 2430	-	-
490	490	486	509	490	509	509	490	509	490	509	509	490	564	MC 3030	-	-
545	545	540	566	545	566	566	545	566	545	566	566	545	627	MC 3630	-	-

BATH CABINETS

★ NOT available with upgrade PDT - Deluxe Plywood End Panel Option
 All prices in U.S. Dollars. All prices, models and specifications subject to change without notice.


Cabinet configuration will vary by product line.
 Please refer to Product Specification Book for details.

DESCRIPTION	PRODUCT CODE	Carton Quantity	Wheat (GRWT) / (WTNON)	Uba Tuba (GRUT) / (UTNON)	Golden Hill (GRGH) / (GHNON)	Absolute Black (GRAK) / (AKNON)	White Carrara (MRWC) / (WCNON)
-------------	--------------	-----------------	------------------------	---------------------------	------------------------------	---------------------------------	--------------------------------

DeNova Beginnings® Stock Vanity Tops

Single Bowl — 4" Faucet Spread Vanity Top

Spec Book page 139



Single Bowl

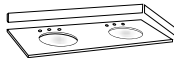
VT2522ES4	1	290	333	343	376	600
VT3122ES4	1	321	369	381	417	667
VT3722ES4	1	369	424	438	479	767
VT4322ES4	1	409	467	485	531	849
VT4922ES4	1	455	521	538	588	943
VT6122ES4	1	569	652	674	736	1179

Single Bowl — 8" Faucet Spread Vanity Top

VT2522ES8	1	290	333	-	-	-
VT3122ES8	1	321	369	-	-	-
VT3722ES8	1	369	424	-	-	-
VT4322ES8	1	409	467	-	-	-
VT4922ES8	1	455	521	-	-	-
VT6122ES8	1	569	652	-	-	-

Double Bowl — 4" Faucet Spread Vanity Top

Spec Book page 139



Double Bowl

VT6122DBES4	1	769	865	890	961	1471
-------------	---	-----	-----	-----	-----	------

Double Bowl — 8" Faucet Spread Vanity Top

VT6122DBES8	1	769	865	-	-	-
-------------	---	-----	-----	---	---	---

Replacement Backsplash

Spec Book page 139





VTBS25ES	1	128	128	128	128	128
VTBS31ES	1	128	128	128	128	128
VTBS37ES	1	128	128	128	128	128
VTBS43ES	1	128	128	128	128	128
VTBS49ES	1	128	128	128	128	128

Side Splash

Spec Book page 139

VTSS22ES	1	43	43	43	43	43
----------	---	----	----	----	----	----



DESCRIPTION	PRODUCT CODE	PREVIOUS PRODUCT CODE	Carton Quantity	Oak	Hickory	Maple	Cherry	White
Vanity Filler								
Spec Book page 140	3" Wide VF 3	FV 3	1	41	46	46	48	46
								
Vanity Filler with Overlay								
Spec Book page 140	3" Wide – Somerton Hill and Whitebay II Only VFOL 3	FV 3-0	1	-	-	69	72	62
	3" Wide VFF 3	FV 3-F	1	90	101	101	105	90
								
Vanity Fluted Filler								
Spec Book page 140	3" Wide VFF 3		1	90	101	101	105	90
								
Tall Filler								
Spec Book page 141	3" Wide TF 3-84	FT 3-84	1	86	96	96	100	96
	TF 3-90	FT 3-90	1	96	108	108	112	108
	TF 3-96	FT 3-96	1	103	115	115	120	115
								

BATH CABINET ACCESSORIES

★ NOT available with upgrade PDT - Deluxe Plywood End Panel Option
All prices in U.S. Dollars. All prices, models and specifications subject to change without notice.

Cabinet configuration will vary by product line.
Please refer to Product Specification Book for details.



DESCRIPTION	PRODUCT CODE	PREVIOUS PRODUCT CODE	Carton Quantity	Granite Wheat (GRWT)	Granite Uba Tuba (GRUT)	Granite Golden Hill (GRGH)	Granite Absolute Black (GRAK)	Granite White Carrara (MRWC)
-------------	--------------	-----------------------	-----------------	----------------------	-------------------------	----------------------------	-------------------------------	------------------------------

Tall Filler with Overlay

Spec Book page 141 3" Wide – Somerton Hill and Whitebay II Only



TFOL3-84	FT 3-84-0	1	-	-	133	138	118
TFOL3-90	FT 3-90-0	1	-	-	144	150	128
TFOL3-96	FT 3-96-0	1	-	-	153	159	136

Tall Fluted Filler

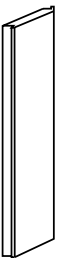
Spec Book page 140 3" Wide



TFF3-84	FT 3-84-F	1	177	198	198	206	177
TFF3-90	FT 3-90-F	1	190	213	213	221	190
TFF3-96	FT 3-96-F	1	202	226	226	235	202

Filler Angle


Spec Book page 141



FA3-30	FA-30	1	68	76	76	79	68
FA3-42	FA-42	1	80	90	90	93	80
FA3-60	FA-60	1	87	97	97	101	87

Fluted Filler Angle

Spec Book page 141



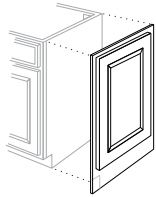
FFA-30	FA-30-F	1	107	120	120	124	107
FFA-36	FA-36-F	1	115	129	129	134	115
FFA-42	FA-42-F	1	122	137	137	142	122
FFA-48	FA-48-F	1	133	149	149	155	133
FFA-54	FA-54-F	1	144	161	161	167	144
FFA-60	FA-60-F	1	155	174	174	180	



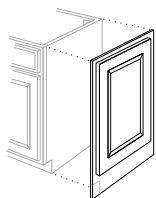
Notes



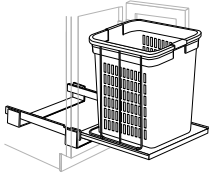
DESCRIPTION	PRODUCT CODE	PREVIOUS PRODUCT CODE	Carton Quantity	Oak	Hickory	Maple	Cherry	White	
Matching Vanity End Panel — 31 1/2" Tall									
Spec Book page 142	MVEP2131	Spring Valley Square	VDEP 2131	1	174	205	202	214	-
	MVEP2131	Spring Valley Arch	VDEP 2131	1	183	215	215	227	-
	MVEP2131	Arbor Falls II	VDEP 2131	1	-	-	-	-	223
	MVEP2131	Seneca Ridge Square	VDEP 2131	1	222	-	269	299	-
	MVEP2131	Seneca Ridge Arch	VDEP 2131	1	240	-	289	316	-
	MVEP2131	Whitebay II Square	VDEP 2131	1	-	-	-	-	249
	MVEP2131	Whitebay II Arch	VDEP 2131	1	-	-	-	-	265
	MVEP2131	Portrait	VDEP 2131	1	238	-	257	280	-
	MVEP2131	Fusion	VDEP 2131	1	-	-	257	280	-
	MVEP2131	Tolani	VDEP 2131	1	-	-	280	305	-
	MVEP2131	Avenue	VDEP 2131	1	-	-	282	308	-
	MVEP2131	Portrait w/ 5 Piece Drawer Option	VDEP 2131	1	-	-	257	280	-
	MVEP2131	Avenue w/ 5 Piece Drawer Option	VDEP 2131	1	-	-	282	308	-
	MVEP2131	Sutton Cliffs Square	VDEP 2131	1	279	308	308	345	-
	MVEP2131	Sutton Cliffs Arch	VDEP 2131	1	295	333	333	370	-
	MVEP2131	Somerton Hill Square	VDEP 2131	1	-	-	323	360	-
	MVEP2131	Somerton Hill Arch	VDEP 2131	1	-	-	346	383	-
	MVEP2131	Lariat, LaBelle	VDEP 2131	1	-	-	346	382	-



DESCRIPTION	PRODUCT CODE	PREVIOUS PRODUCT CODE	Carton Quantity	Oak	Hickory	Maple	Cherry	White	
Matching Vanity End Panel — 34 1/2" Tall									
Spec Book page 142	MVEP2135	Spring Valley Square	VDEP 2135	1	190	224	221	234	-
	MVEP2135	Spring Valley Arch	VDEP 2135	1	200	235	235	248	-
	MVEP2135	Arbor Falls II	VDEP 2135	1	-	-	-	-	244
	MVEP2135	Seneca Ridge Square	VDEP 2135	1	243	-	294	326	-
	MVEP2135	Seneca Ridge Arch	VDEP 2135	1	262	-	316	345	-
	MVEP2135	Whitebay II Square	VDEP 2135	1	-	-	-	-	272
	MVEP2135	Whitebay II Arch	VDEP 2135	1	-	-	-	-	290
	MVEP2135	Portrait	VDEP 2135	1	260	-	280	305	-
	MVEP2135	Fusion	VDEP 2135	1	-	-	280	305	-
	MVEP2135	Tolani	VDEP 2135	1	-	-	306	333	-
	MVEP2135	Avenue	VDEP 2135	1	-	-	308	336	-
	MVEP2135	Portrait w/ 5 Piece Drawer Option	VDEP 2135	1	-	-	280	305	-
	MVEP2135	Avenue w/ 5 Piece Drawer Option	VDEP 2135	1	-	-	308	336	-
	MVEP2135	Sutton Cliffs Square	VDEP 2135	1	304	336	336	376	-
	MVEP2135	Sutton Cliffs Arch	VDEP 2135	1	322	363	363	404	-
	MVEP2135	Somerton Hill Square	VDEP 2135	1	-	-	352	393	-
	MVEP2135	Somerton Hill Arch	VDEP 2135	1	-	-	378	419	-
	MVEP2135	Lariat, LaBelle	VDEP 2135	1	-	-	378	417	-



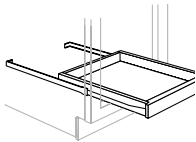
DESCRIPTION	PRODUCT CODE	PREVIOUS PRODUCT CODE	Carton Quantity	List Price
Vanity Hamper Roll-out Spec Book page 145	VHRO18	VHRO 18	1	245



Vanity Tray Kit

Spec Book page 145-146

VTK12	VTK 12	1 Kit	83
VTK13	VTK 13	1 Kit	84
VTK15	VTK 15	1 Kit	85
VTK16	VTK 16	1 Kit	86
VTK18	VTK 18	1 Kit	87
VTK21	VTK 21	1 Kit	88
VTK24	VTK 24	1 Kit	90
VTK27B	VTK 27 B	1 Kit	92



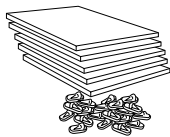
Vanity Tray Kit Space Saver

VTKS12	VTKS 12	1 Kit	83
VTKS15	VTKS 15	1 Kit	85
VTKS18	VTKS 18	1 Kit	87
VTKS24	VTKS 24	1 Kit	90
VTKS 27 B	VTKS 27 B	1 Kit	92

Vanity Linen Shelf Kit

Spec Book page 146

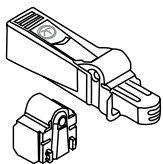
VLSK1521-3/4	VSK 15-3/4	1 Kit	148
VLSK1821-3/4	VSK 18-3/4	1 Kit	152
VLSK 2421-3/4	VSK 24-3/4	1 Kit	160



SoftAction™ Door (Door Closing Hardware)

Spec Book page 146

SADO	SADO	1	14
------	------	---	----

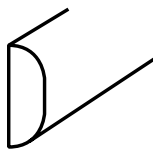


DESCRIPTION	PRODUCT CODE	PREVIOUS PRODUCT CODE	Carton Quantity	Oak	Hickory	Maple	Cherry	White

Narrow Batten Molding

Spec Book page 147

Quantities are in 8' Lengths

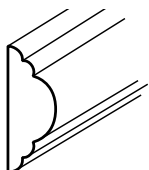


NBM8 Solid Wood	BM	1	33	37	37	38	-
NBM8-25 Solid Wood	BM/25	25	788	882	882	916	-
NBM8 Vinyl wrapped	BM-VINYL	1	-	-	-	-	33
NBM8-25 Vinyl wrapped	BM-VINYL/25	25	-	-	-	-	788

Chair Rail Molding

Spec Book page 147

Quantities are in 8' Lengths

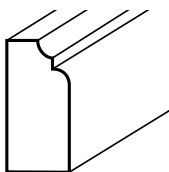


CR8 Solid Wood	CRM	1	56	63	63	65	-
CR8-15 Solid Wood	CRM/15	15	802	898	898	933	-
CR8 Vinyl wrapped	CRM-VINYL	1	-	-	-	-	56
CR8-15 Vinyl wrapped	CRM-VINYL/15	15	-	-	-	-	802

Countertop Molding — Decorative Edge and Radius Edge

Spec Book page 147

Quantities are in 8' Lengths



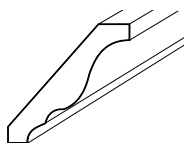
CM
Cherry, Hickory,
Maple and Oak

CTD8 Solid Wood	CTM-DE	1	82	92	92	95	-
CTD8-16 Solid Wood	CTM-DE/16	16	1253	1403	1403	1457	-
CTR8 Vinyl wrapped	CTM-RE-VINYL	1	-	-	-	-	82
CTR8-16 Vinyl wrapped	CTM-RE-VINYL/16	16	-	-	-	-	1253

Crown Molding

Spec Book page 147

Quantities are in 8' Lengths



CM
Cherry, Hickory,
Maple and Oak

CM8 Solid Wood	CM	1	99	111	111	115	-
CM8-15 Solid Wood	CM/15	15	1418	1588	1588	1649	-
CM8 Vinyl wrapped	CM-VINYL	1	-	-	-	-	82
CM8-6 Vinyl wrapped	CM-VINYL/6	6	-	-	-	-	470

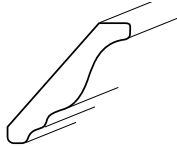
DESCRIPTION	PRODUCT CODE	PREVIOUS PRODUCT CODE	Carton Quantity	Oak	Hickory	Maple	Cherry	White
-------------	--------------	-----------------------	-----------------	-----	---------	-------	--------	-------

Crown Molding (continued)

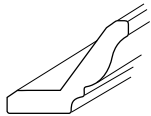
Spec Book page 147

Quantities are in 10' Lengths

CM-SW10 Solid Wood	N/A		1	118	132	132	137	-
CM-SW10-15 Solid Wood	N/A		15	1684	1886	1886	1958	-
CM10 Vinyl wrapped	CM-VINYL10		1	-	-	-	-	111
CM10-6 Vinyl wrapped	CM-VINYL10/6		6	-	-	-	-	636



CM-VENEER10
Cherry, Hickory,
Maple and Oak



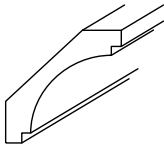
CM-VINYLCM-VINYL10
White

Contemporary Crown Molding

Spec Book page 148

Quantities are in 8' Lengths

CTC8 Solid Wood	CTCM		1	132	148	148	154	-
CTC8-4 Solid Wood	CTCM/4		4	504	565	565	586	-
CTC8 Vinyl wrapped	CTCM-VINYL		1	-	-	-	-	109
CTC8-4 Vinyl wrapped	CTCM-VINYL/4		4	-	-	-	-	416



Quantities are in 10' Lengths

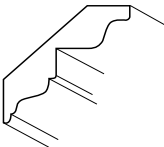
CTC-SW 10 Solid Wood	N/A		1	157	176	176	183	-
CTC-SW 10-4 Solid Wood	N/A		4	599	671	671	696	-
CTC10 Vinyl wrapped	CTCM-VINYL10		1	-	-	-	-	115
CTC10-4 Vinyl wrapped	CTCM-VINYL10/4		4	-	-	-	-	439

Classic Crown Molding

Spec Book page 148

Quantities are in 8' Lengths

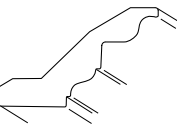
CCM8 Solid Wood	CCM		1	159	178	178	185	-
CCM8 Vinyl wrapped	CCM-VINYL		1	-	-	-	-	159



Cherry, Hickory,
Maple and Oak

Quantities are in 10' Lengths

CCM-SW10 Solid Wood	N/A		1	189	211	211	220	-
CCM10 Vinyl wrapped	CCM-VINYL10		1	-	-	-	-	207

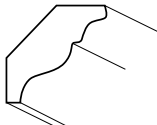


White

★ NOT available with upgrade PDT - Deluxe Plywood End Panel Option
All prices in U.S. Dollars. All prices, models and specifications subject to change without notice.

Cabinet configuration will vary by product line.
Please refer to Product Specification Book for details.

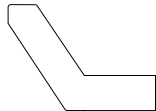
DESCRIPTION	PRODUCT CODE	PREVIOUS PRODUCT CODE	Carton Quantity	Oak	Hickory	Maple	Cherry	White
Soffit Crown Molding								
Spec Book page 149	Quantities are in 8' Lengths							
	SCM8 Solid Wood	CSM	1	74	83	83	86	-
	SCM8 Vinyl wrapped	CSM-VINYL	1	-	-	-	-	74
	Quantities are in 10' Lengths							
	SCM-SW10 Solid Wood	N/A	1	88	99	99	102	-
	SCM10 Vinyl wrapped	CSM-VINYL10	1	-	-	-	-	132



White

Angle Crown Molding

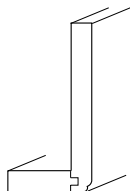
Spec Book page 149



	ACM8	ECM	1	243	243	272	283	-
	ACM8-UF	N/A	1	243	243	272	283	-
	ACM8-6	ECM/6	6	1392	1390	1559	1619	-
	ACM8-6-UF	N/A	6	1392	1390	1559	1619	-

Large Starter Molding

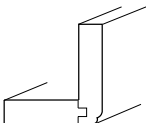
Spec Book page 150



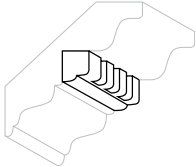
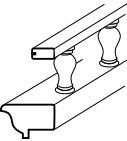
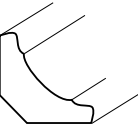
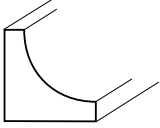
	Quantities are in 8' Lengths							
	LSTR8 Solid Wood	LSTR8	1	291	326	326	338	-
	LSTR8 Vinyl wrapped	LSTR8-VINYL	1	-	-	-	-	240

Small Starter Molding

Spec Book page 150



	Quantities are in 8' Lengths							
	STR8 Solid Wood	STR8	1	224	251	251	261	-
	STR8 Vinyl wrapped	STR8-VINYL	1	-	-	-	-	185

DESCRIPTION	PRODUCT CODE	PREVIOUS PRODUCT CODE	Carton Quantity	Oak	Hickory	Maple	Cherry	White
Dentil Molding								
Spec Book page 151	Quantities are in 8' Lengths							
	DM8	DM	1	132	148	148	154	148
Galley Rail								
Spec Book page 151	Quantities are in 8' Lengths							
	GR8	GR	1	182	204	204	212	204
Inside Corner Molding								
Spec Book page 151	Quantities are in 8' Lengths							
	ICM8 Solid Wood	ICM-DE	1	46	52	52	53	-
	ICM8-25 Solid Wood	ICM-DE/25	25	1098	1230	1230	1277	-
	Quantities are in 8' Lengths							
	ICPM8 Paper Wrapped	ICM-PLASTIC	1	14	-	-	-	14
	ICPM8-20 Paper Wrapped	ICM-PLASTIC/20	20	267	-	-	-	267
<p>ICM Decorative Edge (DE) Cherry, Hickory, Maple and Oak</p> <p>ICPM White and all finishes in Oak</p>								

★ NOT available with upgrade PDT - Deluxe Plywood End Panel Option
 All prices in U.S. Dollars. All prices, models and specifications subject to change without notice.

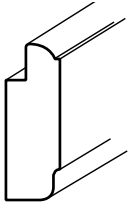
Cabinet configuration will vary by product line.
 Please refer to Product Specification Book for details.

DESCRIPTION	PRODUCT CODE	PREVIOUS PRODUCT CODE	Carton Quantity	Oak	Hickory	Maple	Cherry	White

Mirror Molding

Spec Book page 152

Quantities are in 8' Lengths

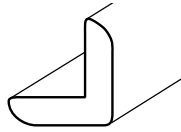


MM8 Solid Wood	MT	1	88	99	99	102	-
MM8-2 Solid Wood	MT/2	2	168	188	188	195	-
MM8 Vinyl wrapped	MT-VINYL	1	-	-	-	-	99
MM8-2 Vinyl wrapped	MT-VINYL/2	2	-	-	-	-	189

Outside Corner Molding

Spec Book page 152

Quantities are in 8' Lengths

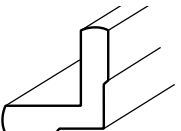


(OSC)
Cherry, Hickory,
Maple and Oak

OSC8 Solid Wood	OCM	1	43	48	48	50	-
OSC8-25 Solid Wood	OCM/25	25	1027	1150	1150	1194	-

Quantities are in 8' Lengths

OSCP8 Paper Wrapped	OCM-PLASTIC	1	16	-	-	-	16
OSCP8-20 Paper Wrapped	OCM-PLASTIC/20	20	306	-	-	-	306




(OSPC)
Oak and White

135° Angled Outside Corner Molding

Spec Book page 152

Quantities are in 8' Lengths

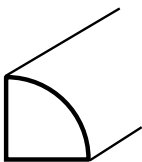


AOSC8 Solid Wood	AOC	1	47	53	53	55	-
AOSC8-25 Solid Wood	AOC/25	25	1122	1257	1257	1305	-
AOSC8 Vinyl wrapped	AOC-VINYL	1	-	-	-	-	52
AOSC8-25 Vinyl wrapped	AOC-VINYL/25	25	-	-	-	-	1242

Quarter Round Molding

Spec Book page 152

Quantities are in 8' Lengths



QR 8 Solid Wood	QRM	1	33	37	37	38	-
QR 8-28 Solid Wood	QRM/28	28	882	988	988	1026	-
QR 8 Vinyl wrapped	QRM-VINYL	1	-	-	-	-	38
QR 8-28 Vinyl wrapped	QRM-VINYL/28	28	-	-	-	-	1016

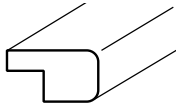
DESCRIPTION	PRODUCT CODE	PREVIOUS PRODUCT CODE	Carton Quantity	Oak	Hickory	Maple	Cherry	White
-------------	--------------	-----------------------	-----------------	-----	---------	-------	--------	-------

Radius Cabinet Molding

Spec Book page 153

Quantities are in 8' Lengths

RCM8 Solid Wood	RCM	1	170	190	190	198	-
RCM8-6 Solid Wood	RCM/6	6	974	1091	1091	1133	-
RCM8 Vinyl wrapped	RCM-VINYL	1	-	-	-	-	64
RCM8-6 Vinyl wrapped	RCM-VINYL/6	6	-	-	-	-	367

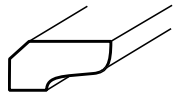


Scribe Cove Molding

Spec Book page 153

Quantities are in 8' Lengths

SCV8 Solid Wood	SCM	1	38	43	43	44	-
SCV8-25 Solid Wood	SCM/25	25	907	1016	1016	1055	-
SCV8 Vinyl wrapped	SCM-VINYL	1	-	-	-	-	42
SCV8-25 Vinyl wrapped	SCM-VINYL/25	25	-	-	-	-	1003



Scribe Molding

Spec Book page 153

Quantities are in 8' Lengths

SM8 Solid Wood	SS	1	26	29	29	30	-	
SM8-63 Solid Wood	SS/63	63	1564	1752	1752	1819	-	
Quantities are in 8' Lengths								
SPM8 Paper Wrapped	SS-PLASTIC	1	10	-	-	-	10	
SPM8-100 Paper Wrapped	SS-PLASTIC/100	100	910	-	-	-	910	

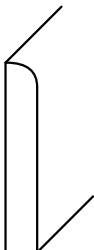


Wide Scribe Molding

Spec Book page 153

Quantities are in 8' Lengths

WSM8 Solid Wood	WSS	1	38	43	43	44	-
WSM8-25 Solid Wood	WSS/25	25	907	1016	1016	1055	-
WSM8 Vinyl wrapped	WSS-VINYL	1	-	-	-	-	42
WSM8-25 Vinyl wrapped	WSS-VINYL/25	25	-	-	-	-	1003



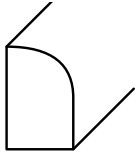
★ NOT available with upgrade PDT - Deluxe Plywood End Panel Option
All prices in U.S. Dollars. All prices, models and specifications subject to change without notice.

Cabinet configuration will vary by product line.
Please refer to Product Specification Book for details.

DESCRIPTION	PRODUCT CODE	PREVIOUS PRODUCT CODE	Carton Quantity	Oak	Hickory	Maple	Cherry	White

Shoe Molding

Spec Book page 153

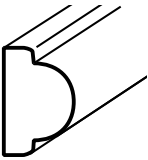


Quantities are in 8' Lengths

SH08 Solid Wood	SHM		1	33	37	37	38	-
SH08-25 Solid Wood	SHM/25		25	788	882	882	916	-
SH08 Vinyl wrapped	SHM-VINYL		1	-	-	-	-	38
SH08-25 Vinyl wrapped	SHM-VINYL/25		25	-	-	-	-	907

Single Bead Trim

Spec Book page 154

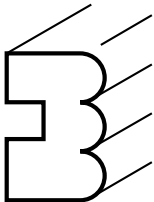


Quantities are in 8' Lengths

SBT8 Solid Wood	SBM		1	60	67	67	70	-
SBT8 Vinyl wrapped	SBM-VINYL		1	-	-	-	-	60

Triple Bead Edging

Spec Book page 154



Quantities are in 8' Lengths

TBE8 Solid Wood	TBE		1	30	34	34	35	-
TBE8-25 Solid Wood	TBE/25		25	716	802	802	833	-
TBE8 Vinyl wrapped	TBE-VINYL		1	-	-	-	-	26
TBE8-25 Vinyl wrapped	TBE-VINYL/25		25	-	-	-	-	621

Single Bead Pilaster


Spec Book page 154



Quantities are in 8' Lengths

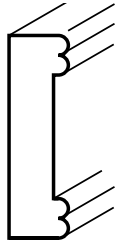
SBP8 Solid Wood	SBP		1	145	162	162	169	-
SBP8 Vinyl wrapped	SBP-VINYL		1	-	-	-	-	162

DESCRIPTION	PRODUCT CODE	PREVIOUS PRODUCT CODE	Carton Quantity					
				Oak	Hickory	Maple	Cherry	White
Triple Bead Pilaster								
Spec Book page 154	Quantities are in 8' Lengths							
	TBP8 Solid Wood	TBP	1	178	199	199	207	-
	TBP8 Vinyl wrapped	TBP-VINYL	1	-	-	-	-	160



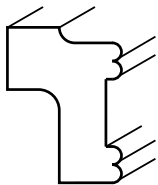
Library Molding

Spec Book page 155	Quantities are in 8' Lengths							
	LM8 Solid Wood	LM	1	109	122	122	127	-
	LM8-10 Solid Wood	LM/10	10	1041	1166	1166	1211	-
	LM8 Vinyl wrapped	LM-VINYL	1	-	-	-	-	98
	LM8-10 Vinyl wrapped	LM-VINYL/10	10	-	-	-	-	936



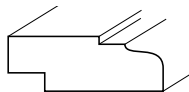
Insert Light Rail

Spec Book page 155	Quantities are in 8' Lengths							
	ILR8 Solid Wood	ILR	1	59	66	66	69	-
	ILR8-6 Solid Wood	ILR/6	6	338	379	379	393	-
	ILR8 Vinyl wrapped	ILR-VINYL	1	-	-	-	-	51
	ILR8-6 Vinyl wrapped	ILR-VINYL/6	6	-	-	-	-	292



Under Cabinet Molding

Spec Book page 155	Quantities are in 8' Lengths							
	UCM8 Solid Wood	UCM	1	99	111	111	115	-
	UCM8-11 Solid Wood	UCM/11	11	1040	1165	1165	1210	-
	UCM8 Vinyl wrapped	UCM-VINYL	1	-	-	-	-	111
	UCM8-11 Vinyl wrapped	UCM-VINYL/11	11	-	-	-	-	1166

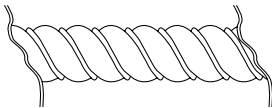


DESCRIPTION	PRODUCT CODE	PREVIOUS PRODUCT CODE	Carton Quantity	Oak	Hickory	Maple	Cherry	White
Rope Molding								
Spec Book page 155	Quantities are in 8' Lengths							
	RM8	SRM	1	129	129	129	129	129



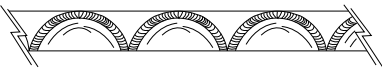
Windmere Rope Molding

Spec Book page 156	WRM8	WSRM	1	123	123	138	143	-
	WRM8-UF	N/A	1	123	123	138	143	-
	WRM8-25	WSRM/25	25	2937	2931	3289	3415	-
	WRM8-25-UF	N/A	25	2937	2931	3289	3415	-



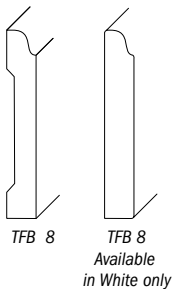
Tapestry Insert Molding

Spec Book page 156	TIM8	TIM	1	176	176	197	205	-
	TIM8-UF	N/A	1	176	176	197	205	-
	TIM8-25	TIM/25	25	4202	4194	4706	4887	-
	TIM8-25-UF	N/A	25	4202	4194	4706	4887	-



Traditional Furniture Base

Spec Book page 157	Quantities are in 8' Lengths							
	TFB8 Solid Wood	TFB	1	125	140	140	145	-
	TFB8 Vinyl wrapped	TFB-VINYL	1	-	-	-	-	125



DESCRIPTION	PRODUCT CODE	PREVIOUS PRODUCT CODE	Carton Quantity	Oak	Hickory	Maple	Cherry	White
-------------	--------------	-----------------------	-----------------	-----	---------	-------	--------	-------

Contemporary Furniture Base

Spec Book page 157

Quantities are in 8' Lengths



CFB8

CFB8 Solid Wood		CFB	1	125	140	140	145	-
CFB8 Vinyl wrapped		CFB-VINYL	1	-	-	-	-	125

Solid Wood Stock

Spec Book page 157

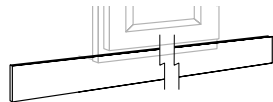


SWS4		SWS 4	1	69	77	77	80	77
SWS6		SWS 6	1	103	115	115	120	115
SWS8		SWS 8	1	166	186	186	193	186

















Toekick Cover

Spec Book page 157

Quantities are in 8' Lengths



















TKCL8 Laminate		TKC-LAM	1	20	20	20	20	20
TKCL8-4 Laminate		TKC-LAM/4	4	76	76	76	76	76
TKCV8 Veneer		TKC-VENEER	1	29	29	29	29	-
TKCV8-4 Veneer		TKC-VENEER/4	4	111	111	111	111	-

DESCRIPTION	PRODUCT CODE	PREVIOUS PRODUCT CODE	Carton Quantity	List Price	
Decorative Hardware					
Spec Book page 158					
	HK02	White Ceramic Knob	HK 02	1	4
	HK02/100	White Ceramic Knob	HK 02/100	100	382
	HP103	Satin Nickel Suitcase Pull	HP 103	1	5
	HP103/100	Satin Nickel Suitcase Pull	HP 103/100	100	478
	HP106	Satin Nickel Rope Pull	HP 106	1	5
	HP106/100	Satin Nickel Rope Pull	HP 106/100	100	478
	HK107	Satin Nickel Rope Knob	HK 107	1	5
	HK107/100	Satin Nickel Rope Knob	HK 107/100	100	478
	HK108	Solid Bright Brass Knob	HK 108	1	6
	HK108/100	Solid Bright Brass Knob	HK 108/100	100	573
	HK109	Satin Nickel Knob	HK 109	1	5
	HK109/100	Satin Nickel Knob	HK 109/100	100	478
	HK110	Black Nickel Knob	HK 110	1	5
	HK110/100	Black Nickel Knob	HK 110/100	100	478
	HK111	Bright Chrome Knob	HK 111	1	5
	HK111/100	Bright Chrome Knob	HK 111/100	100	478
	HP112	Satin Nickel Boat Cleat Transitional Pull	HP 112	1	10
	HP112/100	Satin Nickel Boat Cleat Transitional Pull	HP 112/100	100	955
	HK117	Satin Aluminum Knob	HK 117	1	6
	HK117/100	Satin Aluminum Knob	HK 117/100	100	573
	HP118	Satin Nickel Transitional Pull	HP 118	1	3
	HP118/100	Satin Nickel Transitional Pull	HP 118/100	100	287
	HK119	Antique Iron Knob	HK 119	1	4
	HK119/100	Antique Iron Knob	HK 119/100	100	382
	HK120	Satin Nickel Knob	HK 120	1	4
	HK120/100	Satin Nickel Knob	HK 120/100	100	382
	HK123	Antique Pewter Braided Knob	HK 123	1	4
	HK123/100	Antique Pewter Braided Knob	HK 123/100	100	382
	HP124	Antique Pewter Braided Pull	HP 124	1	7
	HP124/100	Antique Pewter Braided Pull	HP 124/100	100	669
	HK125	Copper-Pewter Knob	HK 125	1	4
	HK125/100	Copper-Pewter Knob	HK 125/100	100	382











Cabinet configuration will vary by product line.
Please refer to Product Specification Book for details.

★ NOT available with upgrade PDT - Deluxe Plywood End Panel Option
All prices in U.S. Dollars. All prices, models and specifications subject to change without notice.

DESCRIPTION	PRODUCT CODE	PREVIOUS PRODUCT CODE	Carton Quantity	List Price	
Decorative Hardware (continued)					
Spec Book page 158					
	HK126	Rusty Flower Knob	HK 126	1	4
	HK126/100	Rusty Flower Knob	HK 126/100	100	382
	HK127	Dusty Copper Flower Knob	HK 127	1	4
	HK127/100	Dusty Copper Flower Knob	HK 127/100	100	382
	HK128	Antique Pewter Flower Knob	HK 128	1	4
	HK128/100	Antique Pewter Flower Knob	HK 128/100	100	382
	HP131	Satin Nickel Wire Cable Pull	HP 131	1	6
	HP131/100	Satin Nickel Wire Cable Pull	HP 131/100	100	573
	HP135	Satin Nickel Canoe Pull	HP 135	1	6
	HP135/100	Satin Nickel Canoe Pull	HP 135/100	100	573
	HK137	Satin Nickel Knob	HK 137	1	4
	HK137/100	Satin Nickel Knob	HK 137/100	100	382
	HK138	Satin Nickel Football Shaped Knob	HK 138	1	5
	HK138/100	Satin Nickel Football Shaped Knob	HK 138/100	100	478
	HP139	Satin Nickel Fusilli Pull	HP 139	1	4
	HP139/100	Satin Nickel Fusilli Pull	HP 139/100	100	382
	HP140	White Fusilli Pull	HP 140	1	4
	HP140/100	White Fusilli Pull	HP 140/100	100	382
	HK150	Brushed Satin Pewter French Tassel Round Knob	HK 150	1	5
	HK150/100	Brushed Satin Pewter French Tassel Round Knob	HK 150/100	100	478
	HP151	Brushed Satin Pewter French Tassel Pull	HP 151	1	7
	HP151/100	Brushed Satin Pewter French Tassel Pull	HP 151/100	100	669
	HK152	Black Ceramic Insert Round Knob	HK 152	1	4
	HK152/100	Black Ceramic Insert Round Knob	HK 152/100	100	382
	HP153	Black Ceramic Insert Pull	HP 153	1	6
	HP153/100	Black Ceramic Insert Pull	HP 153/100	100	573
	HP154	Tumbled Dark Gunmetal Mission Style Ringed Pendent Pull	HP 154	1	4
	HP154/100	Tumbled Dark Gunmetal Mission Style Ringed Pendent Pull	HP 154/100	100	382
	HK155	Tumbled Dark Gunmetal Round Knob	HK 155	1	7
	HK155/100	Tumbled Dark Gunmetal Round Knob	HK 155/100	100	669
	HP156	Venetian Bronze Cup Pull	HP 156	1	6
	HP156/100	Venetian Bronze Cup Pull	HP 156/100	100	573

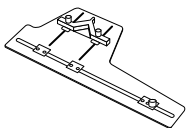
★ NOT available with upgrade PDT - Deluxe Plywood End Panel Option
 All prices in U.S. Dollars. All prices, models and specifications subject to change without notice.

Cabinet configuration will vary by product line.
 Please refer to Product Specification Book for details.

DESCRIPTION	PRODUCT CODE	PREVIOUS PRODUCT CODE	Carton Quantity	List Price
Decorative Hardware (continued)				
Spec Book page 158				
	HK157	Venetian Bronze Round Knob	HK 157	1 4
	HK157/100	Venetian Bronze Round Knob	HK 157/100	100 382
	HK158	Satin Nickel Diminishing Knob	HK 158	1 2
	HK158/100	Satin Nickel Diminishing Knob	HK 158/100	100 191
	HP159	Satin Nickel Wavy Pull	HP 159	1 9
	HP159/100	Satin Nickel Wavy Pull	HP 159/100	100 860
	HP160	Ochre Finished Ceramic Totem Pull	HP 160	1 7
	HP160/100	Ochre Finished Ceramic Totem Pull	HP 160/100	100 669
	HK161	Ochre Finished Ceramic Totem Knob	HK 161	1 5
	HK161/100	Ochre Finished Ceramic Totem Knob	HK 161/100	100 478
	HK162	Venetian Bronze Copper French Lace Knob	HK 162	1 5
	HK162/100	Venetian Bronze Copper French Lace Knob	HK 162/100	100 478
	HP163	Chrome Traditional Pull	HP 163	1 8
	HP163/100	Chrome Traditional Pull	HP 163/100	100 764
	HP164	Satin Nickel Transitional Pull	HP 164	1 8
	HP164/100	Satin Nickel Transitional Pull	HP 164/100	100 764
	HP165	Polished Lacquer Traditional Pull	HP 165	1 8
	HP165/100	Polished Lacquer Traditional Pull	HP 165/100	100 764
	HP166	Black Nickel Traditional Pull	HP 166	1 8
	HP166/100	Black Nickel Traditional Pull	HP 166/100	100 764

Hardware Template Kit — Universal

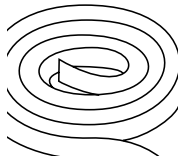
Spec Book page	HTK-U	HTK-U	1	122
----------------	-------	-------	---	-----



DESCRIPTION	PRODUCT CODE	PREVIOUS PRODUCT CODE	Carton Quantity	List Price
Acrylic Latex Caulk				
Spec Book page 159	ALC White	ALC	1	35
	ALC-6 White	ALC/6	6	201

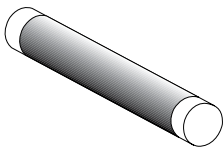
Edge banding

Spec Book page 159	EB Available in all finishes	EB	1	37
--------------------	------------------------------	----	---	----



Fill Stick

Spec Book page 160	FS Available in all finishes	NA	1	17
	FS-12 Available in all finishes	NA	12	195




Touch-Up Pen

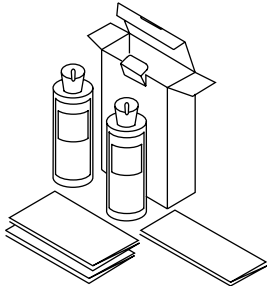
Spec Book page 160	TP Available in all finishes	TUM	1	33
	TP-12 Available in all finishes	TUM/12	12	378



DESCRIPTION	PRODUCT CODE	PREVIOUS PRODUCT CODE	Carton Quantity	List Price
Touch-Up Kit Spec Book page 160	TUK Available in all finishes	TUK	1	69




Cabinet Care Kit Spec Book page 160	CCK	CCK	1 Kit	83
---	-----	-----	-------	----



Cabinet Cleaning and Polishing Cloths Spec Book page 160	CCPC	CCPC	25 Cloths	53
--	------	------	-----------	----

Cabinet Dusting Cloths Spec Book page 160	CDC	CDC	6 Cloths	53
---	-----	-----	----------	----



DESCRIPTION	PRODUCT CODE	PREVIOUS PRODUCT CODE	Carton Quantity	Oak	Hickory	Maple	Cherry	White	Accent Glaze Maple	Glaze Maple	Glaze Cherry	Chiffon Maple	Accent Glaze Chiffon Maple	Glaze Chiffon Maple
Stain, Paint, Glaze and Clear Sealer/Topcoat														
Spec Book page 160	QST													
Quart of Stain	STAINQT		1 Qt.	68	68	68	68	-	68	68	68	-	-	-
	QP													
Quart of Paint (White/Chiffon)	PAINTQT		1 Qt.	-	-	-	-	68	-	-	-	68	68	68
	QGL													
Quart of Glaze	GLAZEQT		1 Qt.	-	-	-	-	-	-	68	68	-	68	68
	QCST													
Quart of Clear Sealer/Topcoat	SEALERTOPCOATQT		1 Qt.	68	68	68	68	-	68	68	68	68	68	68

Touch-Up Spray Can Primer

Spec Book page 160



TSCP White								33						
TSCP-12 White								378						
TSCP Chiffon													33	
TSCP-12 Chiffon													378	

Touch-Up Spray Topcoat

Spec Book page 160



TSCT White								33						
TSCT Chiffon													33	
TSCT-12 White								378						
TSCT-12 Chiffon													378	

Index

Product Code	Description	Page	Product Code	Description	Page
AB	Access Base	194	DOKW	Drawer Organizer Kit Wide	188
ABD	Access Base Three Drawer	194	DPK	Drawer Partition Kit	188
ACM	Angle Crown Molding	264	DPR	Door Pantry Rack	220
AGTD	Appliance Garage Tambour Diagonal	115	DSB	Deep Sink Base	128
AGTS	Appliance Garage Tambour Straight	115	EB	Edge banding	275
ALC	Acrylic Latex Caulk	275	ECB	Estero Corbel	115
AOSC	135° Angled Outside Corner Molding	266	EFT	Estero Foot	182
ATKCL	Access Toekick Cover Laminate	194	ELB	Estero Leg — Base	183
B	Base	124	FA	Filler Angle	258
BAR	Base Angle Revolving	172	FBRK	Foil Box Rack	189
BB	Base Box	178	FEP	Furniture End Panel	221
BBC	Base Blind Corner	164	FEP CE	Furniture End Panel Center Drilled	221
BC	Base Column	178	FFA	Fluted Filler Angle	258
BCA	Base Corner Angle	158	FKBDK	Floating Keyboard Tray Kit	191
BCD	Base Combination Four Drawer	158	FS	Fill Stick	275
BCF	Base Column Fluted	179	FS	Furniture Shelf Kit	275
BCFS	Base Corner Fixed Shelf	172	GR	Galley Rail	265
BCR	Base Corner Revolving	172	HDFS	Heavy-Duty Furniture Shelf Kit	223
BD	Base Drawer	154	HK	Hardware Knob	272
BDTK	Deluxe Base Deep Tray Kit	192	HP	Hardware Pull	272
BEA	Base End Angle	158	HSD	Heat Shield	191
BEC	Base End Corner	158	HTK-U	Hardware Template Kit - Universal	274
BEP	Base End Panel	179	ICM	Inside Corner Molding	265
BEPF	Base End Panel Filler	177	ICPM	Inside Corner Molding	265
BF	Base Filler	176	ILR	Inset Light Rail	269
BFC	Base Filler Corner	177	KRPD	Knife Rack Pull-Down	118
BFF	Base Fluted Filler	177	KSCCK	Knife Section Cutting Center Kit	188
BFOL	Base Filler with Overlay	176	LM	Library Molding	269
BFOLC	Base Filler with Overlay Corner	177	LS	Lazy Susan Revolving Shelf Kit	118
BFP	Base Pull-Out Filler	176	LSTR	Large Starter Molding	264
BK	Bookcase	104	MBEP	Matching Base End Panel	179
BMC	Base Microwave Cabinet	134	MC	Medicine Cabinet Single View	254
BOCU	Base Oven Cabinet Universal	277	MCPD	Message Center Pull-Down	119
BOCU	Base Oven Cabinet Universal	277	MDEP	Matching Desk End Panel	179
BPO	Base Pull-Out	154	MM	Mirror Molding	266
BSD	Base Single Drawer	152	MTEP	Matching Tall End Panel	214
BSOS	Base Swing-Out Shelves	187	MVEP	Matching Vanity End Panel	260
BTK	Standard Base Tray Kit	192	MWEP	Matching Wall End Panel	111
BTK_DF	Standard Base Tray Kit — Double Faced	192	NBM	Narrow Batten Molding	262
BWBFMK	Base Wastebasket Floor Mount Kit	187	O	Organizer	117
BWBT	Base Wastebasket Top Mount	187	OCO	Open Cube Organizer	116
BWBTK	Base Wastebasket Top Mount Kit	187	OCS	Oven Cabinet Single	196
CCK	Cabinet Care Kit	276	OCSF	Oven Cabinet Shelf Platform	220
CCM	Classic Crown Molding	263	OCU	Oven Cabinet Universal	196
CCPC	Cabinet Cleaning and Polishing Cloths	276	ODK	Oven Drawer Kit	217
CDC	Cabinet Dusting Cloths	276	OL	Overlay	108, 176
CDI	Cutlery Divider	188	OSC	Outside Corner Molding	266
CFB	Contemporary Furniture Base	271	PB	Panel Backer	180
CGPB	CoreGuard™ Panel Backer	193	PB	Peninsula Base	160
CGSB	CoreGuard™ Sink Base	124	PBBC	Peninsula Base Blind Corner	166
CGSB UT	CoreGuard™ Sink Base with Utility Tray	126	PC	Pantry Cabinet	200
CM	Crown Molding	262	PCSK	Pantry Cabinet Shelf Kit	220
CR	Chair Rail Molding	262	PDDO	Pegged Deep Drawer Organizer	189
CRPD	Cookbook Rack Pull-Down	118	PFT	Tapered Foot	182
CTC	Contemporary Crown Molding	263	PLB	Tapered Leg — Base	183
CTD	Countertop Molding Decorative Edge	262	PSP	Plain Square Post	184
CTR	Countertop Molding Radius Edge	262	PW	Peninsula Wall	62
CTSB	Countertop Support Bracket	112	PW_GD	Peninsula Wall Glass Door	70, 80
DDO	Desk Door	174	PW_MG	Peninsula Wall Mullion Glass	66, 76
DDR	Desk Drawer	172			
DDWP	Decorative Dishwasher Panel	180			
DEP	Desk End Panel	174			
DFD	Desk File Drawer	174			
DIP	Drop In Range Panel	181			
DKD	Desk Knee Drawer	174			
DKDT	Desk Knee Drawer Trimmable	174			
DM	Dentil Molding	265			
DOKN	Drawer Organizer Kit Narrow	188			

Index

Product Code	Description	Page	Product Code	Description	Page
PW_PR	Peninsula Wall Prairie Glass	66, 76	UTK	Utility Tray Kit	190
PWA	Peninsula Wall Angle	82	V	Valance	222
PWBC	Peninsula Wall Blind Corner	82	VB	Vanity Base	224
QGL	Quart Glaze	277	VCD	Vanity Combination Drawer	236
QP	Quart Paint	277	VD	Vanity Drawer	244
QR	Quarter Round Molding	266	V_FR	Valance Frieze	121
QCST	Quart Clear Sealer/Topcoat	277	VF	Vanity Filler	257
QST	Quart Stain	277	VFF	Vanity Fluted Filler	257
RCM	Radius Cabinet Molding	267	VFOL	Vanity Filler with Overlay	257
RDK	Refrigerator Door Kit	205	VGP	V-Groove Panel	181
REP	Refrigerator End Panel	204	VHB	Vanity Hamper Base	250
RHB	Range Hood Blower and Light Unit	121	VHRO	Vanity Hamper Roll-Out	261
RHF	Range Hood Front Spindle Railing	120	VLC	Vanity Linen Cabinet	246
RHFFR	Range Hood Front Frieze Spindle Railing	120	VLSK	Vanity Linen Shelf Kit	261
RM	Rope Molding	270	V_LP	Valance Rarised Panel	122
RSP	Roman Spindle	184	V_S	Valance Shaker	122
SADO	SoftAction™ Door	123	VSB	Vanity Sink Base	232
SB	Sink Base	124	V_T	Valance Traditional	122
SBA	Sink Base Angle	134	VT	DeNova Beginnings™ Stock Vanity Tops	256
SBP	Single Bead Pilaster	268	VTK	Vanity Tray Kit	261
SBT	Single Bead Trim Molding	268	VTKS	Vanity Tray Kit Space Saver	261
SB UT	Sink Base with Utility Tray	124	VW	Vanity Wall	250
SCM	Soffit Crown Molding	264	VWB	Vanity Wall Boutique	250
SCV	Scribe Cove Molding	267	W	Wall	6
SDIK	Spice Drawer Insert Kit	189	W_GD	Wall Glass Door	26, 60
SDO	Spice Drawer Organizer	116	W_MG	Wall Mullion Glass	10-17, 40-47
SF	Sink Front	130	W_PR	Wall Prairie Glass	18-25, 48-59
SFA	Sink Front Angle	132	WA	Wall Angle	82
SFB	Sink Front Bottom	193	WA_GD	Wall Angle Glass Door	90
SFDB	Sink Front Diagonal Bottom	193	WA_MG	Wall Angle Mullion Glass Door	86
SHO	Shoe Molding	268	WA_PR	Wall Angle Prairie Glass Door	86
SM	Scribe Molding	267	WB	Wall Box	110
SP	Spindle	184	WBC	Wall Blind Corner	82
SPR	Swing-Out Pantry Rack	220	WCA	Wall Corner Angle	92
STB	Shelf Top and Bottom	221	WCA_GD	Wall Corner Angle Glass Door	100
STB	Sliding Towel Bar	221	WCA_MG	Wall Corner Angle Mullion Glass	96
STR	Small Starter Molding	264	WCA_PR	Wall Corner Angle Prairie Glass	96
SWEOS	Solid Wood Wall End Open Shelf	17	WCB	Windmere Corbel	114
SWS	Solid Wood Stock	271	WCD	Wall China Display	106
TB	Towel Bar	189	WCDF	Wall China Display Frieze	106
TBE	Triple Bead Edging	268	WCF	Wall Column Fluted	111
TBP	Triple Bead Pilaster	269	WDFT	Windmere Foot	181
TBV	Toeboard/Valance	222	WDLB	Windmere Leg — Base	182
TCB	Tapestry Corbel	114	WEC	Wall End Corner	92
TEP	Tall End Panel	204	WEP	Wall End Panel	111
TEPF	Tall End Panel Filler	204	WEZR	Wall Easy Reach	92
TF	Tall Filler	204	WF	Wall Filler	108
TFB	Traditional Furniture Base	271	WFC	Wall Filler Corner	109
TFF	Tall Fluted Filler	204	WFF	Wall Fluted Filler	109
TFOL	Tall Filler with Overlay	204	WFOL	Wall Filler with Overlay	109
TFT	Tapestry Foot	182	WFP	Wall Pull-Out Filler	108
TIM	Tapestry Insert Molding	270	WHB	Wall Hood Blower	121
TKCL	Toekick Cover	271	WHCV	Wall Hood Cove	120
TLB	Tapestry Leg — Base	183	WHCC	Wall Hood Classic Chimney Plain	120
TP	Touch-Up Pen	275	WHL	Wall Hood Liner	121
TSCP	Touch-Up Spray Can Primer	277	WL	Wall Lattice	102
TSCT	Touch-Up Spray Top Coat	277	WMS	Wall Microwave Shelf	102
TUK	Touch-Up Kit	276	WR	Wall Refrigerator 24" Deep	62
TVMC	Tri-View Medicine Cabinet	254	WRM	Windmere Rope Molding	270
U	Utility Cabinet	198	WRS	Wire Rack Scalloped	102
UCM	Under Cabinet Molding	269	WSGHW	Wire Stem Glass Holder White	119
UCS	Under Cabinet Shelf	116	WSM	Wide Scribe Molding	267
UCSC	Under Cabinet Shelf Corner	117	WTDK	Wire Tray Divider Kit	190
UF	Utility Front	246	WTDRO	Wire Tray Divider Roll-Out	190
USK	Utility Shelf Kit	220	ACCESSDFA	Door and Frame Assembly Sales Samples	106
UST	Under Sink Tote	191	B1224	Mini Base Cabinet	106

Finish and Glaze

Not all accessories or door styles are available in all finishes. See Specification Book for product availability.

Standard Stain No Upcharge	Premium Stain with Accent Glaze 15% Upcharge	Premium Stain with Traditional Glaze 20% Upcharge
Amaretto (ARNON)		Amaretto with Java Glaze (ARJVZ)
Cider (CDNON)		Cider with Java Glaze (CDJVZ)
Kona (KONON)		
Medium (MDNON)		
Natural (NANON)	Natural with Java Accent (NAJVZ)	Natural with Java Glaze (NAJVZ)
Oatmeal (OTNON)		Oatmeal with Desert Glaze (OTDSZ)
Paprika (PPNON)		Paprika with Ebony Glaze (PPEBZ)
Sable (SBNON)	Sable with Ebony Accent (SBEBA)	Sable with Ebony Glaze (SBEBZ)
Sedona (SDNON)	Sedona with Ebony Accent (SDEBA)	
Toffee (TFNON)	Toffee with Java Accent (TFJBA)	Toffee with Java Glaze (TFJVZ) Toffee with Pearl Glaze (TFPLZ)

Premium Painted Finish 15% Upcharge	Premium Paint with Accent Glaze 15% Upcharge	Premium Paint with Traditional Glaze 20% Upcharge
Chiffon (CHNON)	Chiffon with Desert Accent (CHDSA) Chiffon with Tuscan Accent (CHTNA)	Chiffon with Desert Glaze (CHDSZ) Chiffon with Tuscan Glaze (CHTNZ)

Standard Laminate No Upcharge

White (WHNON)



VISIT US.



Merillat.com
MerillatRoundtable.com

