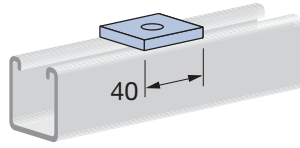


# Metal Framing - General Fittings

## Flat Plate Fittings - 41mm Channel Width Series

### P1062 to P1964

Part No.	Bolt Size	Hole Size	Mass kg/100
P1062	8	9	7
P1063	10	12	6.8
P1064	12	14	6.6
P1964	16	18	6.4

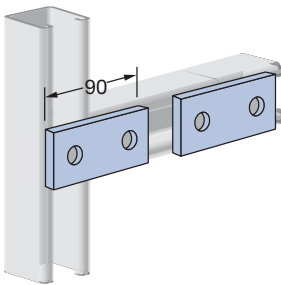


### General Data

Hole Size - 14 diameter  
 Hole Spacing - 21 from end  
 48 on centre  
 Width - 40  
 Thickness - 6

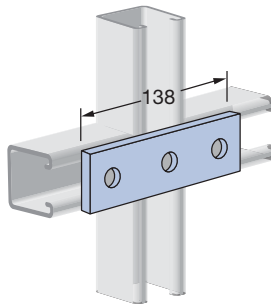
General Data applies to Flat Plate, Ninety Degree, Angular, "Z", "U" & Wing Shape Fittings

### P1065



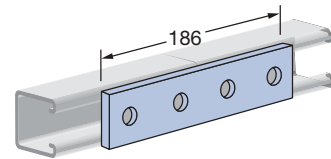
Mass: 16kg/100

### P1066



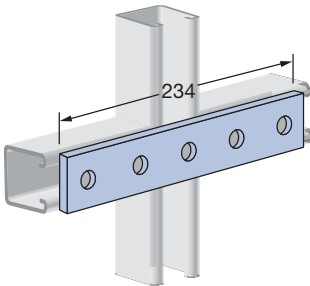
Mass: 24kg/100

### P1067



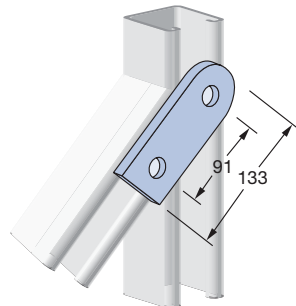
Mass: 32kg/100

### P1941



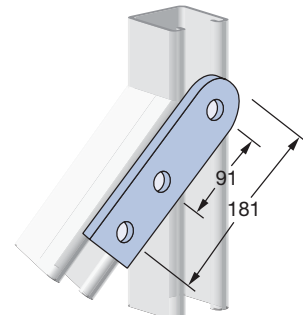
Mass: 41kg/100

### P2325



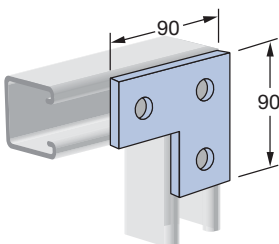
Mass: 23kg/100

### P2324



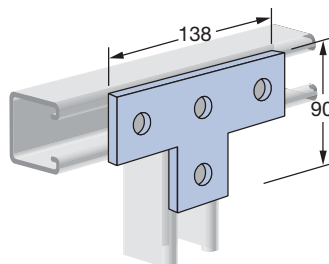
Mass: 31kg/100

### P1036



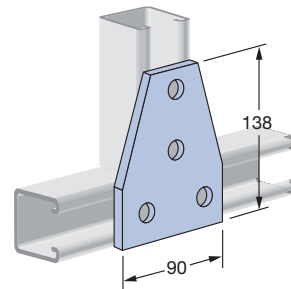
Mass: 25kg/100

### P1031



Mass: 35kg/100

### P1358

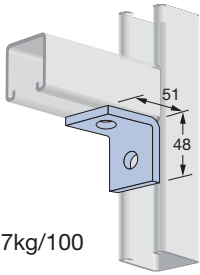


Mass: 48kg/100

# Metal Framing - General Fittings

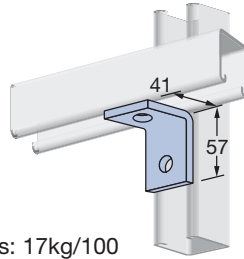
## 90° Angle Fittings - 41mm Channel Width Series

P1026



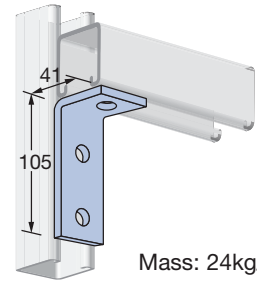
Mass: 17kg/100

P1068



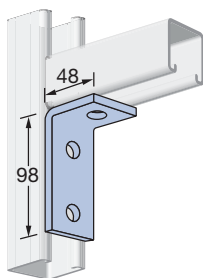
Mass: 17kg/100

P1326



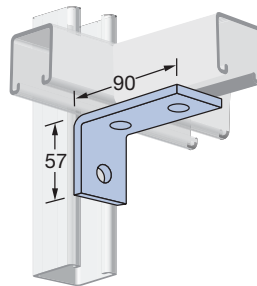
Mass: 24kg/100

P1346



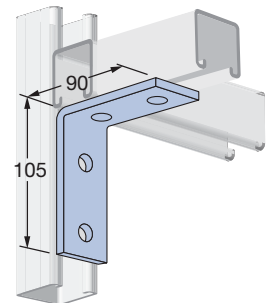
Mass: 24kg/100

P1458



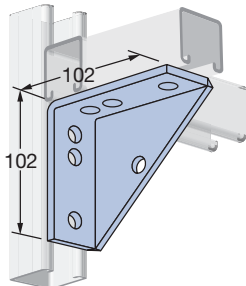
Mass: 24kg/100

P1325



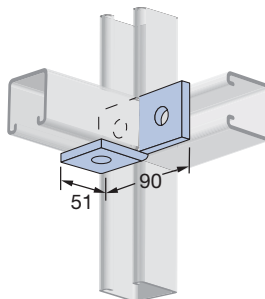
Mass: 33kg/100

P2484



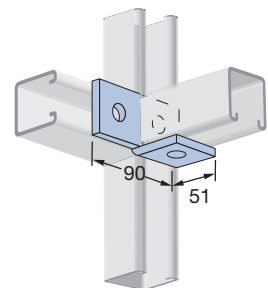
Mass: 61kg/100

P1038



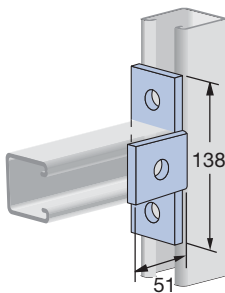
Mass: 25kg/100

P1037



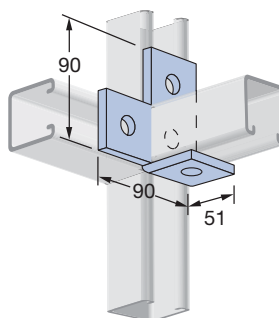
Mass: 25kg/100

P1033



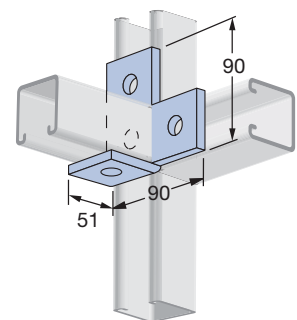
Mass: 35kg/100

P1034



Mass: 35kg/100

P1035

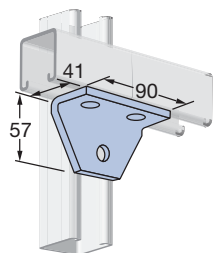


Mass: 35kg/100

# Metal Framing - General Fittings

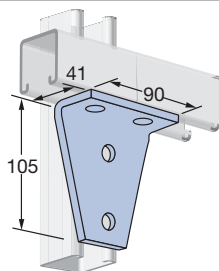
## Angular Fittings - 41mm Channel Width Series

P1357



Mass: 32kg/100

P1359



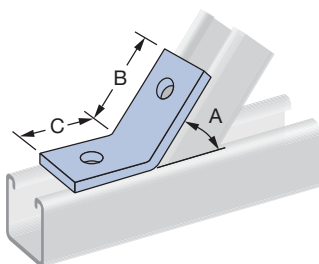
Mass: 48kg/100

### General Data

Hole Size - 14 diameter  
 Hole Spacing - 21 from end  
 48 on centre  
 Width - 40  
 Thickness - 6

General Data applies to Flat Plate, Ninety Degree, Angular, "Z", "U" & Wing Shape Fittings

P2095 to P1546

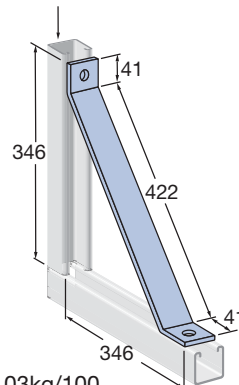


Mass: 26kg/100

Part No.	A	B	C
P2095	75°	91	43
P2097	60°	86	48
P1546	45°	76	60

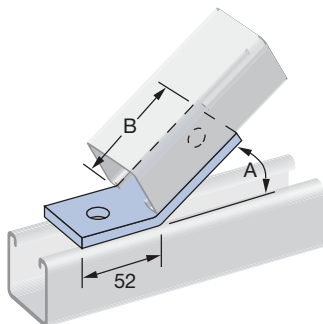
P2452

Design Axial Load - 5.36kN



Mass: 103kg/100

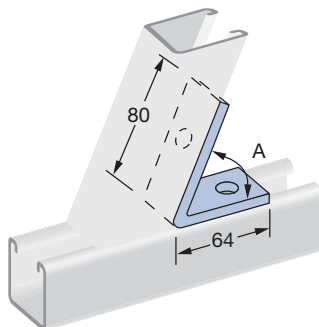
P2101 & P2103



Mass: 26kg/100

Part No.	A	B
P2101	30°	83
P2103	15°	84

P2106 to P1186



Mass: 26kg/100

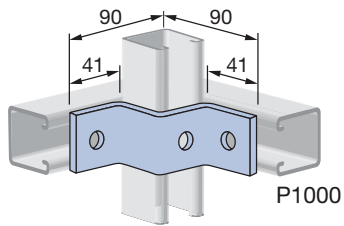
Part No.	A
P2106	75°
P2108	60°
P1186	45°

1D 4

# Metal Framing - General Fittings

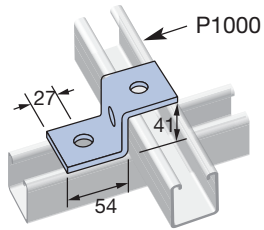
## "Z" Shaped Fittings - 41mm Channel Width Series

P1736



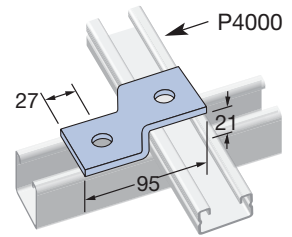
Mass: 27kg/100

P1045



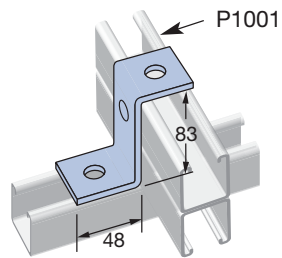
Mass: 24kg/100

P4045



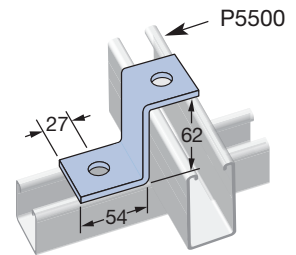
Mass: 20kg/100

P1453



Mass: 30kg/100

P5545

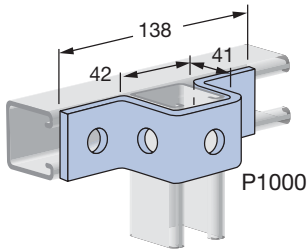


Mass: 29kg/100

# Metal Framing - General Fittings

## "U" Shaped Fittings - 41mm Channel Width Series

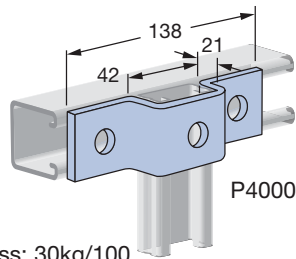
P1047



P1000

Mass: 37kg/100

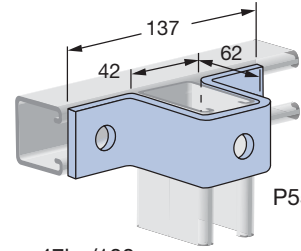
P4047



P4000

Mass: 30kg/100

P5547

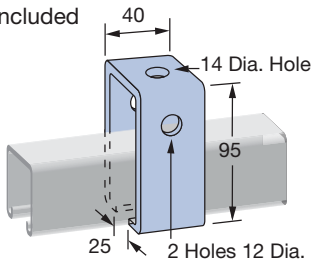


P5500

Mass: 47kg/100

P1834

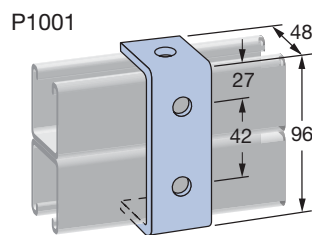
M10 x 70  
bolt and  
nut included



Design Load: 5.34kN

Mass: 46kg/100

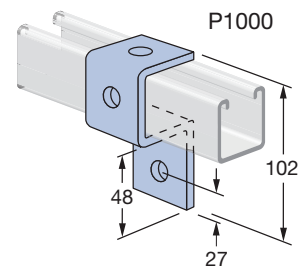
P1044



P1001

Mass: 30kg/100

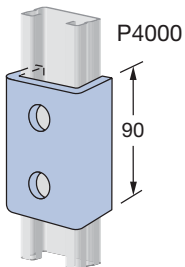
P1046



P1000

Mass: 35kg/100

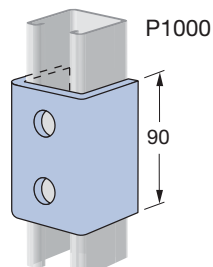
P4376



P4000

Mass: 38kg/100

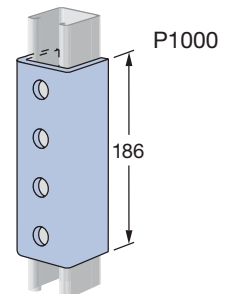
P1376



P1000

Mass: 56kg/100

P1377



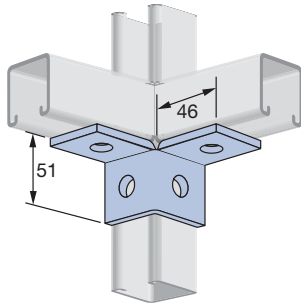
P1000

Mass: 115kg/100

# Metal Framing - General Fittings

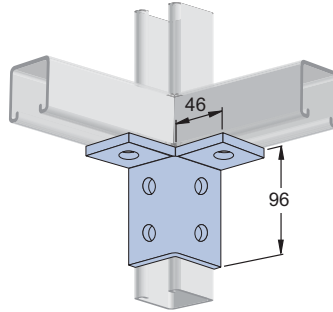
## Wing Shaped Fittings - 41mm Channel Width Series

P2223



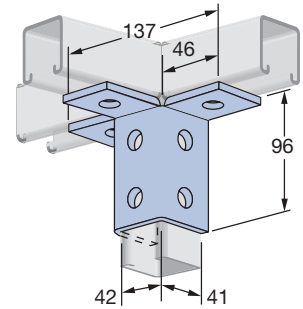
Mass: 34kg/100

P2224



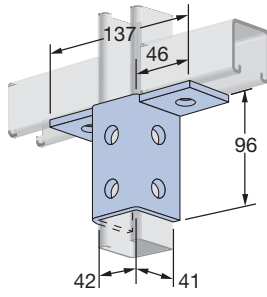
Mass: 50kg/100

P2228



Mass: 78kg/100

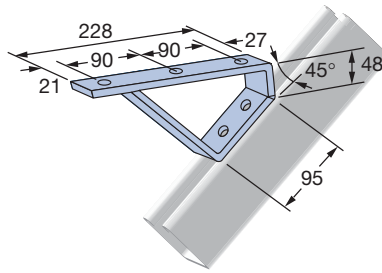
P2346



Mass: 66kg/100

P1944

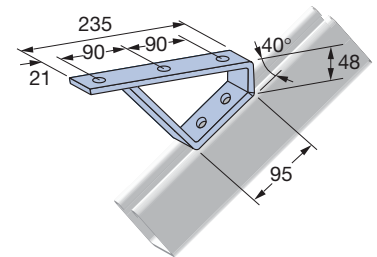
45° Stair Tread Support



Mass: 98kg/100

P2655

40° Stair Tread Support

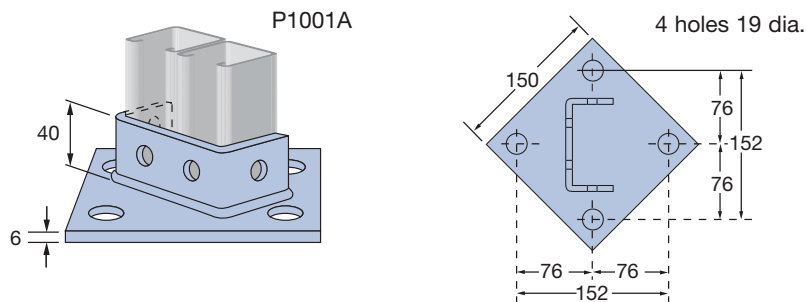


Mass: 95kg/100

# Metal Framing - General Fittings

## Base Plates - 41mm Channel Width Series

P2073



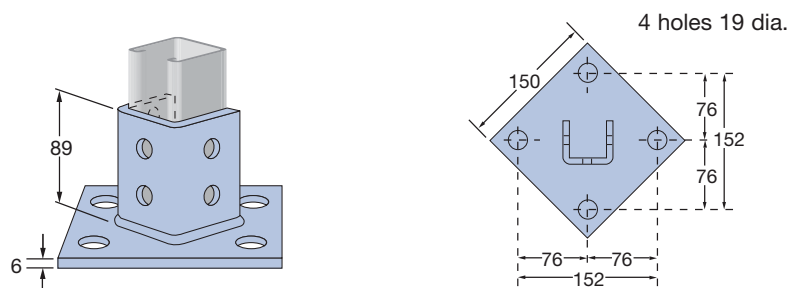
Mass: 140kg/100

### General Data

Hole Size - 14 diameter  
Hole Spacing - 21 from end  
48 on centre  
Width - 40  
Thickness - 6

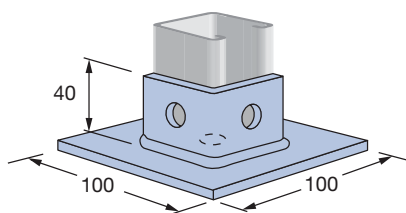
General Data applies to Flat Plate, Ninety Degree, Angular, "Z", "U" & Wing Shape Fittings

P2072A



Mass: 164kg/100

P2072S1



Mass: 62kg/100