



# MIAMI HURRICANES

Twitter: @CanesWBB | Instagram: @CanesWBB | Facebook: /CanesWBB

- 1 FOR THE FIRST TIME**  
Junior Taylor Mason earned her first career start on Sunday against Pittsburgh, recording five points and five rebounds.
- 2 PLAYING ON HUMP DAY**  
Miami has played a pair of games on Wednesdays this season, going 1-1 in those two games.
- 3 GOING FOR THREE**  
The Canes have only beat an ACC team three times in one season once before, besting Virginia Tech (x3) in 2013.
- 5 MOVING ON UP**  
Junior Kelsey Marshall moved into fifth in Miami program history for single-season threes with 75 so far this year.
- 11 #QUEENBEA AND CO.**  
With Beatrice Mompremier in the lineup, the Canes are 11-5 this season and averaging 70.1 points per game.
- 70 BEST CHANCE TO WIN**  
Reaching the 70-point mark has been vital to the Canes this season as they are 9-1 when scoring 70-plus points.
- 800 PROGRAM MILESTONE**  
The Canes are just two wins away from 800 wins in program history. Miami holds a 798-560 record overall.

## GAME 30 | MARCH 4, 2020 • 6:30 P.M. • GREENSBORO, N.C.



### MIAMI HURRICANES (15-14, 7-11 ACC)

Head Coach: Katie Meier (Duke, 1989 [B.A.], 1990 [M.A.])  
Record at UM: 291-186 (15th season), Career Record: 367-231 (19th season)



### CLEMSON TIGERS (7-22, 3-15 ACC)

Head Coach: Amanda Butler (Florida, 1995)  
Record at Clemson: 27-35 (second season), Career Record: 257-194 (14th season)

#### SERIES HISTORY

Miami and Clemson have met 20 times in program history with 18 of the 20 meetings coming since the Canes joined the ACC in 2005. Miami holds the 13-7 series advantage, including a 13-5 mark in ACC play.

#### BROADCAST INFORMATION

RSN • PxP: Tom Werme • Color: Debbie Antonelli | <https://es.pn/38nNzW8>  
WVUM 90.5 FM • Brendan Reilly | WVUM.org

## FAST FIVE

#### IT'S TOURNNEY TIME

The Canes are set to take part in their 16th Atlantic Coast Conference Tournament and have posted a 9-15 record all-time in the ACC postseason play. Miami has played on the first day of the tournament seven times, holding a 2-5 mark in first round games. This will be the first ever meeting between the Canes and the Tigers in the tournament.

#### LOCKDOWN DEFENSE

Junior Mykea Gray earned an ACC All-Defensive team nod on Monday by the league's head coaches. Gray led all conference in both total steals (62) and steals per game (2.21) this season. The Canes have put a player on the ACC All-Defensive Team in back-to-back years for the first time since the 2011-12 and 2012-13 seasons, as Emese Hof earned an All-Defensive Team nod a season ago.

#### HIP-HIP-1K

Redshirt senior Beatrice Mompremier reached another milestone in her collegiate career on Sunday, eclipsing the 1,000 rebound mark. She is just the third Miami player in program history to record both 1,000 points and 1,000 rebounds in her career, joining Shenise Johnson ('12) and Sylvia Wilson ('82). Mompremier also becomes the 13th active player in NCAA Division I women's basketball to reach 1,000 points and 1,000 steals.

#### ALL THREES, ALL DAY

The Canes have built their identity around shooting the three-ball in conference play and Sunday's game was no different. Miami knocked down 10 treys against Pittsburgh, marking the fourth time this season the Canes have tallied 10-plus threes in a game. Miami is 3-1 in those four games, the only loss coming to Virginia.

#### 'BRI'-NG IT ON

Freshman Brianna Jackson has come into her own during the latter half of the season, averaging 5.9 points and 5.2 rebounds per game in conference play. The forward has tallied a pair of double-digit outings over the last two games, the fifth and sixth double-figure games of her career.

## 2019-20 SCHEDULE

DATE	OPPONENT	TIME/SCORE (TV)
NOV 10	JACKSON STATE	W, 83-68
NOV 13	NORTH FLORIDA	W, 78-55
NOV 17	IUPUI	W, 75-65
Nov 22	NC A&T^	W, 68-67
Nov 23	#19/20 DEPAUL^	L, 89-83
NOV 29	#7/5 OREGON STATE#	L, 75-53
NOV 30	MIAMI (OH)#	W, 80-62
DEC 4	#14/16 INDIANA+	L, 58-45
DEC 17	BINGHAMTON	W, 79-56
DEC 20	UNC ASHEVILLE%	W, 75-46
DEC 21	WASHINGTON STATE%	W, 74-68
DEC 29	WAKE FOREST*	W, 59-56
Jan 2	Georgia Tech*	L, 61-54
JAN 5	#8/8 FLORIDA STATE*	L, 73-62
JAN 9	#7/7 LOUISVILLE*	L, 87-41
JAN 12	SYRACUSE*	W, 77-62
Jan 16	North Carolina*	L, 78-58
Jan 19	Notre Dame*	L, 76-53
JAN 23	CLEMSON*	W, 68-64
Jan 26	#14/14 Florida State*	L, 79-61
JAN 30	GEORGIA TECH*	W, 54-49 OT
Feb 2	Virginia Tech*	L, 69-45
FEB 9	DUKE*	L, 74-55
Feb 13	Virginia*	L, 69-64
Feb 16	Clemson*	W, 63-48
FEB 20	#10/10 NC STATE*	L, 50-48
Feb 23	Boston College*	L, 75-64
Feb 27	Wake Forest*	W, 79-63
MAR 1	PITTSBURGH*	W, 73-54
Mar 4	Clemson	6:30 p.m. (RSN)

**BOLD CAPS** - home game, played at the Watsco Center in Coral Gables, Fla.

[#/#] - Associated Press Poll/USA TODAY Coaches Poll rankings

\* - ACC game

^ - Maggie Dixon Classic (Chicago, Ill.)

# - Miami Thanksgiving Tournament (Coral Gables, Fla.)

+ - ACC/Big Ten Challenge (Coral Gables, Fla.)

% - Miami Holiday Classic (Coral Gables, Fla.)

## PROJECTED STARTERS

	NAME	POSITION	CAREER HIGHS
4	ENDIA BANKS	5-9   G   Jr. Duluth, Ga.	Points: 23 Rebounds: 10 Assists: 8 Steals: 5 Blocks: 1 Minutes: 41
3	DESTINY HARDEN	6-0   F   R-So. Chicago, Ill.	Points: 15 Rebounds: 8 Assists: 3 Steals: 4 Blocks: 2 Minutes: 36
5	MYKEA GRAY	5-4   G   Jr. Upper Marlboro, Md.	Points: 27 Rebounds: 7 Assists: 6 Steals: 6 Blocks: 1 Minutes: 37
20	KELSEY MARSHALL	5-9   G   Jr. Davie, Fla.	Points: 25 Rebounds: 8 Assists: 6 Steals: 4 Blocks: 2 Minutes: 38
32	BEATRICE MOMPREMIER	6-4   F   R-Sr. Miami, Fla.	Points: 31 Rebounds: 22 Assists: 4 Steals: 5 Blocks: 5 Minutes: 38

## ATHLETIC COMMUNICATIONS

**WBB Contact:** Megan Barnes  
**Email:** [meganbarnes@miami.edu](mailto:meganbarnes@miami.edu)  
**Office Phone:** 305-284-6797  
**Cell Phone:** 630-651-8801



## QUICK FACTS

### UNIVERSITY INFORMATION

Location	Coral Gables, Fla.
Enrollment	17,348
Founded	1925
Nickname	Hurricanes
Colors	Orange, Green and White
President	Dr. Julio Frenk
Director of Athletics	Blake James
Faculty Athletics Representative	Dr. Marvin Dawkins
Conference	Atlantic Coast Conference
Arena / Capacity	Watsco Center / 7,972
Ticket Office Phone	1-800-GO-CANES
Press Row Phone	305-284-2111
Website	HurricaneSports.com
Mailing Address	5821 San Amaro Drive, Coral Gables, FL 33146

### COACHING STAFF

Head Coach	Katie Meier (Duke, '89 [B.A.], '90 [M.A.])
Record at Miami	292-186 (15th season)
Career Record	368-231 (19th season)
Assistant Coach	Octavia Blue (Miami '98)
Assistant Coach	Tia Jackson (Iowa '95)
Assistant Coach	Fitzroy Anthony (Palm Beach Atlantic '08)
Dir. of Ops / Coord. of Recruiting	Lionette Hall (CSU-Northridge '94)
Director of Ops & Special Projects	Margie Gill (Florida '03)
Ops. Asst. / Analytics & Player Development	Josh Wathen (UNF '18)
Video Coordinator	Noelle Cobb (La Verne '16)

## PROGRAM INFORMATION

### PROGRAM HISTORY

First Year of Basketball	1972-73
All-Time Record	798-560 (.589)
All-Time ACC Record	122-124 (.500)
NCAA Tournament Apps.	14 (last, 2019)
Last NCAAAT Opponent	Arizona St., 2019 (L, 57-55, 2nd Round)
WNIT Appearances	Six (last, 2014)
Last WNIT Opponent	Stetson, 2014 (L, 70-63, First Round)

### TEAM INFORMATION

2018-19 Overall Record	25-9 (17-3 H, 6-5 A, 2-1 N)
ACC Record / Finish	12-4 / 4th
Letter Winners Returning / Lost	6 / 5
Starters Returning / Lost	3 / 2
Newcomers	5 (plus 2 eligible transfers)

RETURNING STARTERS	POS	PPG	RPG	APG
Beatrice Mompremier	F	16.7	12.2	0.9
Mykea Gray	G	12.6	2.1	2.2
Kelsey Marshall	G	7.8	2.3	1.8

KEY LOSSES (5.0+ PPG)	POS	PPG	RPG	APG
Emese Hof ( <i>graduation</i> )	C	14.2	8.3	1.9
Laura Cornelius ( <i>professional</i> )	G	10.1	3.4	4.1

RETURNING NUMBERS	AVG	PCT
Points	44.7	.608
Rebounds ( <i>includes team rebounds</i> )	27.8	.657
Assists	8.6	.563
Blocks	1.5	.386
Steals	4.1	.631
Starts	100 of 170	.588

## 10 STRAIGHT POSTSEASONS

Miami has now made the postseason in each of the last 10 years, tripling the program's prior top streak of three, which was set from 2002 to 2004.

- 2009-10: WNIT Finals (22-14, 4-10 ACC)
- 2010-11: NCAA Tournament Second Round (28-5, 12-2 ACC)
- 2011-12: NCAA Tournament Second Round (26-6, 14-2 ACC)
- 2012-13: NCAA Tournament First Round (21-11, 11-7 ACC)
- 2013-14: WNIT First Round (16-15, 8-8 ACC)
- 2014-15: NCAA Tournament Second Round (20-13, 8-8 ACC)
- 2015-16: NCAA Tournament First Round (24-9, 10-6 ACC)
- 2016-17: NCAA Tournament Second Round (24-9, 10-6 ACC)
- 2017-18: NCAA Tournament First Round (21-11, 10-6 ACC)
- 2018-19: NCAA Tournament Second Round (25-9, 12-4 ACC)

### the matchup

• Miami is headed to Greensboro, N.C., to participate in the ACC Tournament. The Canes will face-off with the Clemson Tigers in a first round matchup with tipoff set for 6:30 p.m. The game will air on RSN and fans can also listen to the game on WVUM 90.5.

• Miami and Clemson have met 20 times in program history with 18 of the 20 meetings coming since the Canes joined the ACC prior to the 2004-05 season. Miami holds the 13-7 series advantage, including an 13-5 mark in ACC play. Two of the seven losses came prior to 2000 (60-49 in 1998, 74-59 in 1981).

• The Canes are 2-0 against the Tigers this season, besting Clemson both at home (68-64) and on the road (63-48). It's been the Mykea and Kelsey show against the Tigers as the junior duo have accounted for 51.9 percent of Miami's scoring against Clemson this season.

### last time out

• Miami closed out the regular season on a high note, recording a 73-54 victory over Pittsburgh on Senior Day at the Watsco Center. Redshirt senior Beatrice Mompremier recorded her ninth double-double of the season in her final regular season game as a Hurricane.

• Mompremier finished the night with 13 points and 10 rebounds, while Kelsey Marshall paced the Canes in scoring with 21 points on 8-of-12 shooting. Mykea Gray and Brianna Jackson joined their teammates in double-figures, tallying 19 and 11 points, respectively.

• As a team, the Canes knocked down 10 threes in the contest, their fourth game with 10-plus threes this season. Miami finished the afternoon with 49 rebounds, its most rebounds since posting 58 against Binghamton on Dec. 17.

### scouting the tigers

• Coming off a historic season, the Tigers are rebuilding this season and currently sit at 7-22 (3-15 ACC) this season. Clemson is in the midst of a 11-game skid and is looking for its first win since Jan. 19.

• Last time out, the Tigers played Georgia Tech to the end, ultimately falling 56-44. Kobi Thornton was the lone Clemson player to post double-digits, totaling 11 in the contest.

• Three Tigers are averaging double-digits this season, led by Thornton (12.8 points per game). Freshman Amari Robinson leads the team in rebounds at 6.2, while redshirt junior Kendall Spray is knocking down 34.1 percent of her shots from 3-point range.

### BEAst mode

• Redshirt senior Beatrice Mompremier has picked up right where she left off prior to injury, dominating the paint and the glass. Mompremier recorded back-to-back double-doubles over the weekend, averaging 19.0 points and 10. rebounds in the two games.

• She currently ranks among the best in the ACC: first in rebounding (10.1), seventh in scoring (16.4) and tied for sixth in double-doubles (nine), all of this with missing 13 games due to injury. Mompremier is one of 10 finalists for the Lisa Leslie Center of the Year Award.

## HURRICANE LEADERS

### Led Team in Points

	Season	Career
Mykea Gray	9	25
Beatrice Mompremier*	7	18
Kelsey Marshall	8	10
Endia Banks	2	7
Brianna Jackson	1	1
Destiny Harden	2	2
Taylor Mason	1	1

### Led Team in Rebounds

	Season	Career
Beatrice Mompremier*	13	49
Brianna Jackson	9	9
Destiny Harden	8	8
Jamir Huston	3	3
Endia Banks		3
Mykea Gray	1	2
Taylor Mason		1
Kelsey Marshall		1

### Double-Figure Scoring Games

	Season	Career
Beatrice Mompremier*	15	66
Mykea Gray	21	61
Kelsey Marshall	18	47
Endia Banks	7	19
Brianna Jackson	5	5
Taylor Mason	3	5
Destiny Harden	4	4
Sydnee Roby	2	2

Moulayna Johnson Sidi Baba	1	1
Jamir Huston		1

### Consecutive Games in Double Figures

	Season	Career
Beatrice Mompremier*	12	17
Mykea Gray	6	9
Kelsey Marshall	5	5
Endia Banks	2	4
Brianna Jackson	2	2
Destiny Harden	2	2

### 20-Point Games

	Season	Career
Mykea Gray	4	14
Beatrice Mompremier*	3	12
Kelsey Marshall	5	5
Endia Banks	1	1

### Double-Figure Rebounding Games

	Season	Career
Beatrice Mompremier*	9	47
Jamir Huston	2	2
Brianna Jackson	1	1
Endia Banks		1

### Double-Doubles

	Season	Career
Beatrice Mompremier*	9	44
Brianna Jackson	1	1

\*includes stats from previous schools



### don't leave her open

- Junior Kelsey Marshall has become one of the best 3-point shooters in the ACC this season, ranking in the top five in several statistical categories
- Marshall sits in third in the ACC in 3-point field goal percentage (.371) and fourth in 3-pointers per game (2.52).
- She has recorded five-plus threes in five games this season and 64.8 percent of her scoring comes from beyond the arc. Overall, Marshall is averaging 11.7 points per game this year.

### dishing dimes

- For the 10th time this season, the Canes recorded 15-plus assists in a game, tallying 15 dimes against Pittsburgh. When posting 15 or more assists, Miami boasts a perfect 9-0 record.
- Six different Canes notched an assist in the game, paced by junior Endia Banks (five). Banks has tallied at least five assists in a game seven times this season. She currently sits in 13th in the ACC in assists per game (3.31) this year.

### double-digits

- Miami tallied its ninth double-digit victory of the season on Sunday, besting Pittsburgh by 19 points. Four of the Canes' seven ACC wins this year have been by 10-plus points.
- In games decided by 10 or more points this season, the Canes hold a 9-10 record (4-8 in conference play).

### swat team

- The Canes have not backed down under the basket this season, averaging 3.83 blocks per game, good for sixth in the ACC.
- Redshirt senior Beatrice Mompremier and freshman Brianna Jackson lead the Canes in swats, with 1.4 and 1.3 blocks per game, respectively. The pair ranks sixth and seventh in the ACC in blocked shots this season.

### month of march

- When playing in the month of March, Miami holds a 56-58 all-time record.
- The Canes have only played 12 regular season games in the month of March, sitting at 7-5 in those contests. In regular season ACC games, Miami holds a 3-4 record.

### coaching tree

- Miami head coach Katie Meier and Clemson coach Amanda Butler are no strangers on the basketball court as Butler served as an assistant coach under Meier for two years at Charlotte.
- Meier's coaching tree extends beyond the ACC as three other former assistants have D-I head coaching jobs: Darrick Gibbs (North Florida), Caroline Kieger (Penn State) and Lynn Bria (Stetson).

### it's neutral

- Miami has only played one neutral site game this season, facing NC A&T at the Maggie Dixon Classic. The Canes pulled off a narrow 68-67 win thanks to a last-second 3-pointer by Mykea Gray.
- The Canes are 80-91 in neutral site games in program history and 19-18 during head coach Katie Meier's tenure.

### the palmetto state

- The Canes hold a winning record against teams from South Carolina, coming out on top in 15 of 25 games against S.C. foes. Miami is 2-0 against South Carolina teams this season.

### the .500 mark

- The Canes are sitting right above the .500 mark this season with a 15-14 record. Miami has finished at .500 or better in 10 straight seasons.
- Miami has only dropped below .500 to end the season four times during Katie Meier's tenure, with the last instance occurring during the 2008-09 season (13-17 overall, 2-12 ACC).

### atlantic coast conference

- The Canes are 122-123 all-time in Atlantic Coast Conference games with a 118-113 record under head coach Katie Meier.
- Miami finished tied for 11th in the ACC this season and won the tiebreaker over North Carolina and Wake Forest, posting a 2-1 record against the teams it was tied with.

### acc weekly honors

- Beatrice Mompremier has taken home two ACC weekly honors this season, earning ACC Co-Player of the Week on Nov. 26 and Dec. 23.
- Her stat lines for each week:  
Nov. 26 - 24.5 ppg, 13.0 rpg, All-Tourney Team  
Dec. 23 - 16.7 ppg, 15.7 rpg, 3 double-doubles

## THE POLLS

### Associated Press

Rk.	Team (No. 1 votes)	Rec.	Pts.
1	South Carolina (27)	29-1	747
2	Baylor (2)	27-1	713
3	Oregon (1)	28-2	700
4	Louisville	27-3	641
5	UConn	25-3	618
6	Maryland	25-4	615
7	Stanford	25-5	550
8	UCLA	25-4	541
9	Mississippi State	25-5	489
10	NC State	25-4	459
11	Northwestern	26-3	450
12	Gonzaga	28-2	447
13	Arizona	23-6	372
14	Oregon State	22-8	331
15	Texas A&M	22-7	293
16	Kentucky	21-7	259
17	South Dakota	27-2	254
18	DePaul	25-5	247
19	Iowa	23-6	232
20	Indiana	23-7	211
21	Princeton	24-1	153
22	Florida State	22-7	142
23	Missouri State	24-4	104
24	Arizona State	20-10	75
25	Arkansas	22-7	44

Others receiving votes: Duke 16, Rutgers 10, Old Dominion 7, Cent Michigan 7, TCU 6, Virginia Tech 4, Marquette 4, James Madison 2, Tennessee 2, Texas 2, LSU 2, Florida Gulf Coast 1

### USA Today Coaches Poll

Rk.	Team (No. 1 votes)	Rec.	Pts.
1	South Carolina (20)	27-1	761
2	Baylor (8)	26-1	743
3	Oregon (3)	26-2	727
4	UConn	23-3	660
5	Louisville	25-3	638
6	Stanford	24-4	632
7	Maryland	23-4	592
8	UCLA	23-4	512
9	Mississippi State	23-5	453
10	Gonzaga	27-2	451
11	NC State	23-4	434
12	South Dakota	26-2	368
13	Arizona	22-5	367
14	Texas A&M	22-5	349
15	DePaul	25-4	336
16	Kentucky	20-6	300
17	Missouri State	23-3	289
18	Oregon State	20-8	286
19	Northwestern	24-3	280
20	Iowa	22-5	210
21	Princeton	21-1	175
22	Florida State	21-6	165
23	Florida Gulf Coast	27-2	160
24	Indiana	21-7	53
25	TCU	20-5	39

Others receiving votes: Arizona State 30, Arkansas 29, Central Michigan 24, Old Dominion 3, Ohio State 2, Stony Brook 2, Troy 2, Duke 1, Coastal Carolina 1, Drexel 1

\*updated 3/2/20

### acc standings

Team	ACC Rec.	ACC Pct.	Overall Rec.	Overall Pct.	Win Streak
1. Louisville	16-2	0.889	27-3	0.900	W6
2. NC State	14-4	0.778	25-4	0.862	W2
3. Duke	12-6	0.667	18-11	0.621	W1
4. Florida State	11-7	0.611	22-7	0.759	L1
5. Virginia Tech	11-7	0.611	21-8	0.724	L1
6. Boston College	11-7	0.611	18-11	0.621	W1
7. Georgia Tech	10-8	0.556	19-10	0.655	W2
8. Syracuse	9-9	0.500	15-14	0.517	L3
9. Virginia	8-10	0.444	13-16	0.448	L1
10. Notre Dame	8-10	0.444	13-17	0.433	W3
11. North Carolina	7-11	0.389	16-13	0.552	L7
<b>12. Miami</b>	<b>7-11</b>	<b>0.389</b>	<b>15-14</b>	<b>0.517</b>	<b>W2</b>
13. Wake Forest	7-11	0.389	14-15	0.483	L1
14. Clemson	3-15	0.167	7-22	0.241	L11
15. Pitt	1-17	0.056	4-25	0.138	L9



# NCAA STATS

## Team

Category (Value)	NCAA	ACC
Assist Turnover Ratio (0.74)	238	12
Assists (369)	160	12
Assists Per Game (12.7)	190	12
Blocked Shots (111)	82	6
Blocked Shots Per Game (3.8)	93	6
Fewest Fouls (541)	308	14
Fewest Turnovers (500)	281	10
F-G Percentage (38.8)	227	13
F-G Percentage Defense (40.0)	182	12
Free Throw Attempts (532)	73	2
Free Throws Made (349)	119	7
Free-Throw Percentage (65.6)	269	14
Personal Fouls Per Game (18.7)	276	14
Rebound Margin (1.1)	149	11
Rebounds (1102)	101	12
Rebounds Per Game (38.00)	159	11
Scoring Defense (65.4)	204	9
Scoring Margin (-0.9)	210	11
Scoring Offense (64.5)	193	11
Steals (253)	84	2
Steals Per Game (8.7)	107	2
3-Point FG Defense (31.1)	168	10
3-Point FG Attempted (628)	68	4
3-Point FG Made (199)	78	4
3-Point FG Per Game (6.9)	91	4
3-Point FG Percentage (31.7)	140	7
Turnover Margin (-0.72)	212	10
Turnovers Forced (16.52)	155	8
Turnovers Per Game (17.2)	250	10
Won-Lost Percentage (51.7)	173	9

## Individual (Top-75 Nationally)

Category (Value) ..... NCAA .ACC

### Steals

Mykea Gray (64)..... 52 ..... 1

### Steals Per Game

Mykea Gray (2.21)..... 69 ..... 1

### 3-Point Field Goals Attempted

Kelsey Marshall (197)..... 43 ..... 4

### 3-Point Field Goals Made

Kelsey Marshall (73)..... 35 ..... 3

### 3-Point Field Goals Per Game

Kelsey Marshall (2.52)..... 49 ..... 4

### 3-Point Field Goal Percentage

Kelsey Marshall (.371)..... 74 ..... 3

\*updated 3/2/20

## decade in review

• The 2010s were arguably the best 10 years in Miami women's basketball history, full of individual and team accomplishments. Some highlights include:

- **10** straight postseason appearances
- **9** 20-win seasons
- **8** ACC All-Academic Team members
- **4** All-Americans
- **3** WNBA draft picks
- **1** ACC Player of the Year (Shenise Johnson)
- **1** ACC Coach of the Year (Katie Meier)

## family tradition

• **Siblings:** Three Hurricanes have older brothers who played college basketball. Kelsey Marshall's brother, Kyle, was a three-year starter at Butler and made the 2011 NCAA title game. Taylor Mason's brother, Nate, was a First Team All-Big Ten pick at Minnesota in 2016-17. Beatrice Mompremier's brother, Wadly, played at Ohio for three years and at Arkansas-LR for one. Iggy Allen's sister, Alicia Mardis, play basketball at Arkansas Tech.

• **Parents:** Four other Miami players have direct relatives who play(ed) basketball. Jacaira Allen's sister, Alicia Mardis, is on the team at Arkansas Tech after spending two years at Kilgore College. Brianna Jackson's father played semi-pro basketball while Sydnee Roby's mother played collegiate ball at Grambling State and Howard University. Roby's mom, Essie Washington, also played professional basketball for the Virginia Wave of the WABA.

• **Cousins:** Sydnee Roby's cousin, Ericka Haney, started on Notre Dame's 2001 national championship team.

## VS. 2019-20 OPPONENTS

OPPONENT	REC.	STRK	LAST MEETING
Arkansas State	N/A		
Binghamton	3-0	W3	12/19/09, W, 68-52
Boston College	28-17	W5	1/27/19, W, 76-73
Clemson	11-7	L1	1/10/19, L, 76-67
DePaul	N/A		
Duke	4-14	W2	1/17/19, W, 58-50
Florida State	15-45	W1	2/24/19, W, 64-54
Georgia Tech	16-14	W1	2/28/19, W, 69-56
Indiana	2-1	W1	12/20/15, W, 89-75
Louisville	2-4	W1	2/17/19, W, 79-73
Miami (OH)	2-0	W2	11/20/10, W, 96-64
NC A&T	2-0	W2	3/25/10, W, 84-77
North Carolina	10-13	W4	1/20/19, W, 76-68
UNC-Asheville	N/A		
NC State	11-11	L1	3/3/19, L, 70-68
Notre Dame	5-19	W1	2/7/19, W, 72-65
Oregon State	N/A		
Pittsburgh	22-9	W5	2/10/19, W, 65-51
Syracuse	20-10	L1	3/8/19, L, 92-85
Virginia	10-9	W3	2/3/19, W, 72-59
Virginia Tech	21-7	L1	2/21/19, L, 73-65
Washington St.	N/A		
Wake Forest	12-9	W2	1/6/19, W, 72-57

\*All information is as of the start of the 2019-20 season

## USA basketball

• USA Basketball was full of the Canes this summer as Beatrice Mompremier represented Miami at the Pan American Games in Lima, Peru. Mompremier was one of 12 players on the U.S. team and the only ACC representative.

• Mompremier and junior Mykea Gray also had the opportunity to train with USA Basketball during their training camp in Coral Gables ahead of the AmeriCup in Puerto Rico. Training camp attendees included Sue Bird, Diana Taurasi, Sylvia Fowles and Tina Charles.

## GAME-BY-GAME BREAKDOWN

Date	Opponent	Site	Time	TV	Jersey	Tip-off	Attend.	Result
N10	Jackson State	Coral Gables, Fla.	3 p.m.	ACCNX	White	Miami	917	W, 83-68
N13	North Florida	Coral Gables, Fla.	11 a.m.	ACCNX	Orange	Miami	4017	W, 78-55
N17	IUPUI	Coral Gables, Fla.	1 p.m.	ACCNX	White	Miami	863	W, 74-65
N22	NC A&T	Chicago, Ill.	2 <sup>30</sup> p.m.		White	Miami	3062	W, 68-67
N23	DePaul	Chicago, Ill.	3 <sup>30</sup> p.m.		Green	Miami	1608	L, 89-83
N29	Oregon State	Coral Gables, Fla.	2 p.m.	ACCNX	White	Miami	1336	L, 75-53
N30	Miami (OH)	Coral Gables, Fla.	4 <sup>30</sup> p.m.	ACCNX	Orange	Miami	823	W, 80-62
D4	Indiana	Coral Gables, Fla.	6 p.m.	ACCN	White	Miami	848	L, 58-45
D17	Binghamton	Coral Gables, Fla.	7 p.m.	ACCNX	Orange	Miami	983	W, 79-56
D20	UNC Asheville	Coral Gables, Fla.	12 p.m.	ACCNX	White	Miami	733	W, 75-46
D21	Washington St.	Coral Gables, Fla.	11 a.m.	ACCNX	White	Miami	782	W, 74-68
D29	Wake Forest*	Coral Gables, Fla.	2 p.m.	ACCN	Orange	Miami	988	W, 59-56
J2	Georgia Tech*	Atlanta, Ga.	7 p.m.	ACCNX	Black	Miami	1235	L, 61-54
J5	Florida State*	Coral Gables, Fla.	2 p.m.	RSN	White	Miami	1984	L, 73-62
J9	Louisville*	Coral Gables, Fla.	8 p.m.	ACCN	White	L'ville	980	L, 87-41
J12	Syracuse*	Coral Gables, Fla.	12 p.m.	ACCN	White	Cuse	951	W, 77-62
J16	North Carolina*	Chapel Hill, N.C.	6 p.m.	ACCNX	Black	UNC	1535	L, 78-58
J19	Notre Dame*	South Bend, Ind.	1 p.m.	ACCN	Orange	Miami	8059	L, 76-53
J23	Clemson*	Coral Gables, Fla.	6 p.m.	ACCN	White	Clemson	1316	W, 68-64
J26	Florida State*	Tallahassee, Fla.	2 p.m.	ACCN	Black	FSU	4569	L, 79-61
J30	Georgia Tech*	Coral Gables, Fla.	6 p.m.	ACCN	White	GT	847	W, 54-49 <sup>OT</sup>
F2	Virginia Tech*	Blacksburg, Va.	2 p.m.	ACCNX	Green	VT	1629	L, 69-45
F9	Duke*	Coral Gables, Fla.	2 p.m.	ACCN	Pink	Duke	1435	L, 74-55
F13	Virginia*	Charlottesville, Va.	7 p.m.	ACCNX	Black	Miami	2351	L, 69-64
F16	Clemson*	Clemson, S.C.	1 p.m.	ACCN	White	Miami	1384	W, 63-48
F20	NC State*	Coral Gables, Fla.	8 p.m.	ACCN	White	Miami	1402	L, 50-48
F23	Boston College*	Chestnut Hill, Mass.	4 p.m.	RSN	Black	BC	1356	L, 75-64
F27	Wake Forest*	Winston-Salem, N.C.	7 p.m.	ACCNX	Orange	Wake	833	W, 79-63
M1	Pittsburgh*	Coral Gables, Fla.	3 p.m.	ACCNX	White	Miami	1241	W, 74-55
M4	Clemson	Greensboro, N.C.	6 <sup>30</sup> p.m.	RSN	White			



# MIAMI HURRICANES

## numerical

No.	Name	Pos.	Ht.	Yr.	Hometown/HS/Previous
0	Kenza Salgues	G	5-9	Fr.	Montpellier, France / INSEP
1	Moulayna Johnson Sidi Baba	G/F	6-0	Fr.	Årsta, Sweden / Solna Gymnasium
3	Destiny Harden	F	6-0	R-So.	Chicago, Ill. // West Virginia
4	Endia Banks	G	5-9	Jr.	Duluth, Ga. / Duluth
5	Mykea Gray	G	5-4	Jr.	Upper Marlboro, Md. / National Christian Academy
12	Iggy Allen	G	5-10	R-Jr.	Pompano Beach, Fla. // Mississippi State
13	Taylor Mason	G	5-9	Jr.	Decatur, Ga. / Norcross
15	Jamir Huston	F	6-0	So.	Cleveland, Ohio / John Hay
20	Kelsey Marshall	G	5-9	Jr.	Davie, Fla. / Miami Country Day School
21	Brianna Jackson	F	6-3	Fr.	Virginia Beach, Va. / Princess Anne
22	Yasmeen Chang	G	5-9	Fr.	Naples, Fla. / Gulf Coast
32	Beatrice Mompremier	F	6-4	R-Sr.	Miami, Fla. // Baylor
44	Sydnee Roby	C	6-3	Fr.	Milwaukee, Wis. / Rufus King

## alphabetical

No.	Name	Pos.	Ht.	Yr.	Hometown/HS/Previous
12	Iggy Allen	G	5-10	R-Jr.	Pompano Beach, Fla. // Mississippi State
4	Endia Banks	G	5-9	Jr.	Duluth, Ga. / Duluth
22	Yasmeen Chang	G	5-9	Fr.	Naples, Fla. / Gulf Coast
5	Mykea Gray	G	5-4	Jr.	Upper Marlboro, Md. / National Christian Academy
3	Destiny Harden	F	6-0	R-So.	Chicago, Ill. // West Virginia
15	Jamir Huston	F	6-0	So.	Cleveland, Ohio / John Hay
21	Brianna Jackson	F	6-3	Fr.	Virginia Beach, Va. / Princess Anne
1	Moulayna Johnson Sidi Baba	G/F	6-0	Fr.	Årsta, Sweden / Solna Gymnasium
20	Kelsey Marshall	G	5-9	Jr.	Davie, Fla. / Miami Country Day School
13	Taylor Mason	G	5-9	Jr.	Decatur, Ga. / Norcross
32	Beatrice Mompremier	F	6-4	R-Sr.	Miami, Fla. // Baylor
44	Sydnee Roby	C	6-3	Fr.	Milwaukee, Wis. / Rufus King
0	Kenza Salgues	G	5-9	Fr.	Montpellier, France / INSEP

## basketball staff

- Head Coach:** Katie Meier (Duke '89 [B.A.] & '90 [M.A.], 15th season)
- Assistant Coach:** Octavia Blue (Miami '98, eighth season)
- Assistant Coach:** Tia Jackson (Iowa '95, fifth season)
- Assistant Coach:** Fitzroy Anthony (Palm Beach Atlantic '08, fifth season)
- Director of Ops. & Special Projects:** Margie Gill (Florida '03, sixth season)
- Director of Ops. / Coordinator of Recruiting:** Lonneta Hall (CSU-Northridge '94, 13th season)
- Operations Assistant / Analytics & Player Development:** Josh Wathen (UNF '18, first season)
- Video Coordinator:** Noelle Cobb (La Verne '17, first season)
- Athletic Trainer:** Natalie Fontela (Miami '13, fourth season)
- Strength & Conditioning Coach:** Brandi Walker (Towson '08 [B.S.] & George Washington '12 [M.S.]

## PRONUNCIATION GUIDE

<b>Endia Banks:</b>	IN-Dee-Uh (like the country)
<b>Mykea Gray:</b>	My-KEY-Uh
<b>Jamir Huston:</b>	Juh-MEER...HUE-stin (like the city)
<b>Brianna Jackson:</b>	Bree-AHN-ah
<b>Moulayna Johnson Sidi Baba:</b>	Moo-LAY-nah...See-dee...Bah-bah
<b>Katie Meier:</b>	MY-Urr
<b>Beatrice Mompremier:</b>	MOM-Prih-Meer
<b>Sydnee Roby:</b>	ROH-bee
<b>Kenza Salgues:</b>	SAHL-gh

## roster breakdown

### By Class

Seniors .....	1
Beatrice Mompremier	
Juniors .....	5
Iggy Allen	
Endia Banks	
Mykea Gray	
Kelsey Marshall	
Taylor Mason	
Sophomores .....	2
Destiny Harden	
Jamir Huston	
Freshmen .....	5
Yasmeen Chang	
Brianna Jackson	
Moulayna Johnson Sidi Baba	
Sydnee Roby	
Kenza Salgues	

### By Position

Guards .....	7
Iggy Allen	
Endia Banks	
Yasmeen Chang	
Mykea Gray	
Kelsey Marshall	
Taylor Mason	
Kenza Salgues	
Forwards .....	5
Destiny Harden	
Jamir Huston	
Brianna Jackson	
Moulayna Johnson Sidi Baba	
Beatrice Mompremier	
Center .....	1
Sydnee Roby	

### By State/Country

Florida .....	4
Iggy Allen	
Yasmeen Chang	
Kelsey Marshall	
Beatrice Mompremier	
France .....	1
Kenza Salgues	
Georgia .....	1
Endia Banks	
Taylor Mason	
Maryland .....	1
Mykea Gray	
Illinois .....	1
Destiny Harden	
Ohio .....	1
Jamir Huston	
Sweden .....	1
Moulayna Johnson Sidi Baba	
Virginia .....	1
Brianna Jackson	
Wisconsin .....	1
Sydnee Roby	



# RECORD WHEN

last time it happened

At home	12-6
On the road	2-8
Neutral site	1-0
Scoring 90-plus points	0-0
Scoring 80-plus points	2-1
Scoring 70-plus points	9-1
Scoring 60-plus points	11-4
Scoring under 60 points	2-10
Allowing under 60 points	6-2
Allowing under 50 points	3-0
Allowing under 40 points	0-0
Leading at halftime	11-3
Trailing at halftime	3-8
Tied at halftime	1-3
Outrebounding opponent	9-4
Outrebounded by opponent	4-10
Rebounds tied	2-0
Higher field goal percentage	13-2
Lower field goal percentage	2-12
Field goal percentage tied	0-0
Fewer turnovers	9-2
More turnovers	5-8
Turnovers tied	1-4
40-plus field goal percentage	10-2
Under 40 field goal percentage	5-12
30-plus 3-point field goal percentage	11-6
Under 30 3-point field goal percentage	4-8
90-plus free throw percentage	0-1
80-plus free throw percentage	2-0
70-plus free throw percentage	7-3
Under 70 free throw percentage	8-10
20-plus 3-point attempts	9-10
Under 20 3-point attempts	6-4
More free throw attempts	11-4
Fewer free throw attempts	4-9
Free throw attempts tied	0-1
More made free throws	9-4
Fewer made free throws	6-9
Made free throws tied	0-1
40-plus free throw attempts	0-0
30-plus free throw attempts	1-1
20-plus free throw attempts	7-5
Under 20 free throw attempts	8-9
20-plus turnovers forced	6-3
15-plus turnovers forced	8-7
10-plus turnovers forced	15-13
Under 10 turnovers forced	0-1
15-plus turnovers	9-11
Under 15 turnovers	6-3
20-plus assists	1-0
15-plus assists	10-0
Under 15 assists	5-14
More 3-pointers made	11-5
Fewer 3-pointers made	4-8
3-pointers made tied	0-1
One possession games	2-1
Final margin 10 or more points	9-10
Final margin fewer than 10 points	6-4
Final margin fewer than 5 points	4-3
Overtime game	1-0
With a 30-point scorer	0-1
With a 20-point scorer	5-6
With a 10-plus rebounder	10-2
Versus ranked opponents	0-7
Wearing white jerseys	10-5
Wearing orange jerseys	5-1
Wearing green jerseys	0-2
Wearing black jerseys	0-5
Wearing pink jerseys	0-1
On Sundays	6-6
On Mondays	0-0
On Tuesdays	1-0
On Wednesdays	1-1
On Thursdays	3-5
On Fridays	2-1
On Saturdays	2-1
Day games	11-8
Night games	4-6

## MIAMI INDIVIDUAL

Scored 20-29 points	Kelsey Marshall (21) vs. Pittsburgh (3/1/20)
Scored 30-39 points	Beatrice Mompremier (31) at [19/20] DePaul (11/23/19)
Scored 40+ points	Renee Taylor (42) at Houston (12/19/05)
Consecutive 20-point games	Kelsey Marshall (22 vs. Clemson, 21 at Florida State) (1/23-1/26)
Made 10-14 field goals	Beatrice Mompremier (12) at [19/20] DePaul (11/23/19)
Made 15+ field goals	Tamara James (17) vs. Fairfield (12/28/04)
Made six 3-point field goals	Kelsey Marshall (6) at Wake Forest (2/27/20)
Made seven-plus 3-point field goals	Kelsey Marshall (7) at Virginia (2/13/20)
Made 10-14 free throws	Emese Hof (11) at [13/14] Syracuse (1/23/19)
Made 15+ free throws	Desma Thomas (16) vs. Georgetown (2/25/97)
Had 15-19 rebounds	Beatrice Mompremier (18) at [19/20] DePaul (11/23/19)
Had 20+ rebounds	Beatrice Mompremier (22) vs. [22/20] Arizona State (3/24/19)
Had 10+ assists	Laura Cornelius (10) at [13/14] Syracuse (1/23/19)
Had 5-9 steals	Mykea Gray (5) vs. Georgia Tech (1/30/20)
Had 5+ blocks	Brianna Jackson (5) at [14/14] Florida State (1/26/20)
Had a double-double	Beatrice Mompremier (13 pts, 10 reb) vs. Pittsburgh (3/1/20)
20 points and 20 rebounds	Beatrice Mompremier (24 pts, 21 reb) vs. [11/11] Marquette (11/15/18)

## MIAMI TEAM

Scored 80-89 points	80 vs. Miami (OH) (11/30/19)
Scored 90-99 points	90 vs. Vanderbilt (12/20/18)
Scored 100+ points	103 vs. Florida A&M (12/28/18)
Scored 100+ points in a conference game	100 vs. North Carolina (1/26/17)
Had 50-59 rebounds	58 vs. Binghamton (12/17/19)
Made 30-34 field goals	30, at Wake Forest (2/27/20)
Made 35-39 field goals	36 vs. Florida A&M (12/28/18)
Made 40+ field goals	41 vs. UL-Monroe (12/16/11)
Made 10-14 3-point field goals	10, vs. Pittsburgh (3/1/20)
Made 15+ 3-point field goals	16 vs. Alabama (12/21/18)
Made 20-29 free throws	23 at [19/20] DePaul (11/23/19)
Made 30 free throws	34 vs. Boston College (1/27/19)
Dished 20-25 assists	24 vs. Vanderbilt (12/20/18)
Dished 25-29 assists	26 vs. Alabama (12/21/18)
Dished 30+ assists	30 vs. Prairie View A&M (11/17/11)
Recorded 15-19 steals	16 vs. Syracuse (1/12/19)
Recorded 20+ steals	22 vs. North Carolina (2/8/12)
Posted 10+ blocks	10 vs. NC A&T (11/22/19)
Four players with 10+ points	Marshall (21), Gray (19), Mompremier (13), Jackson (11) vs. Pittsburgh (3/1/20)
Five players with 10+ points	Hof (22), Mompremier (17), Marshall (17), Cornelius (11), Huston (10) vs. Florida A&M (12/28/18)
Two players with 20+ points	Endia Banks (23), Beatrice Mompremier (20) vs. IUPUI (11/17/19)
Two players with double-figure rebounds	Emese Hof (12), Beatrice Mompremier (10) vs. FGCU (3/22/19)
Two players with double-doubles	Mompremier (21 pts, 10 reb), Hof (10 pts, 12 reb) vs. FGCU (3/22/19)
Won by 30-39 points	30 vs. Virginia Tech (2/25/18)
Won by 40-49 points	49 vs. Florida A&M (12/28/18)
Won by 50+ points	51 at FIU (11/6/18)
Won in overtime	54-49 (OT) vs. Georgia Tech (1/30/20)
Lost in overtime	72-67 (OT) vs. Florida State (3/6/14)
Defeated a ranked opponent	79-73 at [2/2] Louisville (2/17/19)
Lost to a ranked opponent	50-48 vs. [10/10] NC State (2/20/20)
Defeated a top 6-10 opponent	56-54 vs. [8/12] Florida State (3/3/17)
Lost to a top 6-10 opponent	50-48 vs. [10/10] NC State (2/20/20)
Defeated a top-5 opponent	79-73 at [2/2] Louisville (2/17/19)
Lost to a top-5 opponent	75-53 vs. [7/5] Oregon State (11/29/19)

## MIAMI OPPONENT

Scored 80-89 points	87 vs. [7/7] Louisville (1/9/20)
Scored 90-99 points	90 vs. Central Michigan (12/30/18)
Scored 100+ points	105 vs. [13/12] Florida State (1/11/18)
Won by 30-39 points	38 vs. [13/12] Florida State (1/11/18)
Won by 40-49 points	46 vs. [7/7] Louisville (1/9/20)
Won by 50+ points	58 vs. [1/1] Maryland (1/10/07)
Individual scored 30-39 points	Paris Kea (31) vs. North Carolina (2/4/18)
Individual scored 40+ points	Monique Currie (43) vs. Duke (2/19/06)
Individual had 15-19 rebounds	Janelle Bailey (15) at North Carolina (1/16/20)
Individual had 20+ rebounds	Crystal Langhorne (22) vs. Maryland (2/17/05)
Individual had 10+ assists	Kennedy Leonard (13) vs. Colorado (12/2/18)
Individual had 5+ steals	Taylor Koenen (5) at North Carolina (1/16/20)
Individual had 5+ blocks	Brianna Turner (5) vs. Notre Dame (2/7/19)



### acc tournament history

Date	Round	Site	UM Seed	Opponent	Opp. Seed	Result
3/4/05	First Round	Greensboro, N.C.	9	Georgia Tech	8	W, 60-58
3/5/05	Quarterfinals	Greensboro, N.C.	9	North Carolina	1	L, 64-57
3/2/06	First Round	Greensboro, N.C.	6	Georgia Tech	11	L, 79-62
3/1/07	First Round	Greensboro, N.C.	11	Georgia Tech	6	L, 66-52
3/6/08	First Round	Greensboro, N.C.	12	Georgia Tech	5	L, 76-49
3/5/09	First Round	Greensboro, N.C.	10	Boston College	7	L, 76-59
3/4/10	First Round	Greensboro, N.C.	12	Wake Forest	5	L, 66-65 <sup>OT</sup>
3/4/11	Quarterfinals	Greensboro, N.C.	2	NC State	10	W, 93-85
3/5/11	Semifinals	Greensboro, N.C.	2	North Carolina	6	L, 83-57
3/2/12	Quarterfinals	Greensboro, N.C.	2	Wake Forest	10	L, 81-74
3/7/13	First Round	Greensboro, N.C.	5	Virginia Tech	12	W, 45-39
3/8/13	Quarterfinals	Greensboro, N.C.	5	Florida State	4	L, 70-58
3/6/14	Second Round	Greensboro, N.C.	8	Florida State	9	L, 72-67 <sup>OT</sup>
3/5/15	Second Round	Greensboro, N.C.	8	Virginia	9	W, 62-52
3/6/15	Quarterfinals	Greensboro, N.C.	8	Notre Dame	1	L, 77-61
3/3/16	Second Round	Greensboro, N.C.	5	Pittsburgh	12	W, 77-55
3/4/16	Quarterfinals	Greensboro, N.C.	5	Florida State	4	W, 74-56
3/5/16	Semifinals	Greensboro, N.C.	5	Notre Dame	1	L, 78-67
3/2/17	Second Round	Conway, S.C.	7	Georgia Tech	10	W, 87-71
3/3/17	Quarterfinals	Conway, S.C.	7	Florida State	2	W, 56-54
3/4/17	Semifinals	Conway, S.C.	7	Duke	3	L, 57-52
3/1/18	Second Round	Greensboro, N.C.	6	Wake Forest	11	W, 68-60
3/2/18	Quarterfinals	Greensboro, N.C.	6	Florida State	3	L, 73-69
3/8/19	Quarterfinals	Greensboro, N.C.	4	Syracuse	5	L, 92-85

### acc tournament records

## ACC TOURNEY

#### Record By Round

First	2-5	.286
Second	4-1	.800
Quarterfinals	3-6	.333
Semifinals	0-3	.000
Finals	0-0	.000
Overall	9-15	.375

#### Record By Seed

Second	1-2	.333
Fourth	0-1	.000
Fifth	3-2	.600
Sixth	1-2	.333
Seventh	2-1	.667
Eighth	1-2	.333
Ninth	1-1	.500
Tenth	0-1	.000
Eleventh	0-1	.000
Twelfth	0-2	.000
Overall	9-15	.375

#### Record By Venue

Greensboro, N.C.	7-14	.333
Conway, S.C.	2-1	.667
Overall	9-15	.375

#### Record By Opponent

Boston College	0-1	.000
Duke	0-1	.000
Florida State	2-3	.400
Georgia Tech	2-3	.400
North Carolina	0-2	.000
NC State	1-0	1.000
Notre Dame	0-2	.000
Pittsburgh	1-0	1.000
Syracuse	0-1	.000
Virginia	1-0	1.000
Virginia Tech	1-0	1.000
Wake Forest	1-2	.333
Overall	9-15	.375

### INDIVIDUAL SINGLE-GAME RECORDS

Category	Statistic	Player	Opponent	Date
Points	28	Riquna Williams	Wake Forest	3/4/10
Field Goals	11	Beatrice Mompremier	Syracuse	3/8/19
Field Goal Attempts	25	Riquna Williams	Wake Forest	3/4/10
Field Goal % (min. 10 att.)	.727 8-11	Keyona Hayes	Georgia Tech	3/2/17
3-Point Field Goals	5	Jessica Thomas	Notre Dame	3/5/16
3-Point Field Goal Att.	11	Riquna Williams	North Carolina	3/5/11
3-Point Field Goal % (min. 2 3FGM)	.833 5-6	Jessica Thomas	Florida State	3/4/16
Free Throws	8	Morgan Stroman	Florida State	3/8/13
Free Throw Attempts	10	Morgan Stroman	Florida State	3/8/13
Free Throw % (min. 5 FTM)	1.000 8-8	Fallon Phanord	North Carolina	3/5/05
Rebounds	18	Shawnice Wilson	Florida State	3/8/13
Assists	8	Keyanna Harris	Wake Forest	3/1/18
Steals	6	Yalonda McCormick	North Carolina	3/5/05
Blocks	5	Jassany Williams	Virginia	3/5/15

### TEAM SINGLE-GAME RECORDS

Category	Statistic	Opponent	Date
Margin of Victory	22	Pittsburgh (UM, 77-55)	3/3/16
Points	93	NC State	3/4/11
Points in a Quarter	28	Georgia Tech (2nd)	3/2/17
Field Goals	37	Georgia Tech	3/2/17
Field Goal Attempts	70	NC State	3/4/11
Field Goal %	.638 (37-58)	Georgia Tech	3/2/17
3-Point Field Goals	9	Georgia Tech	3/2/06
3-Point Field Goal Attempts	25	North Carolina	3/5/11
3-Point Field Goal %	.533 (8-15)	Florida State	3/4/16
Free Throws	19	NC State	3/4/11
Free Throw Attempts	28	NC State	3/4/11
Free Throw %	.889 (8-9)	Notre Dame	3/5/16
Rebounds	48	Florida State	3/8/13
Assists	21	Pittsburgh	3/3/16
Blocks	7	Florida State	3/4/16
Steals	26	Florida State	3/4/16
Turnovers	23	Florida State	3/6/14
Personal Fouls	25	Georgia Tech	3/2/06



# 2020 ACC WOMEN'S BASKETBALL TOURNAMENT

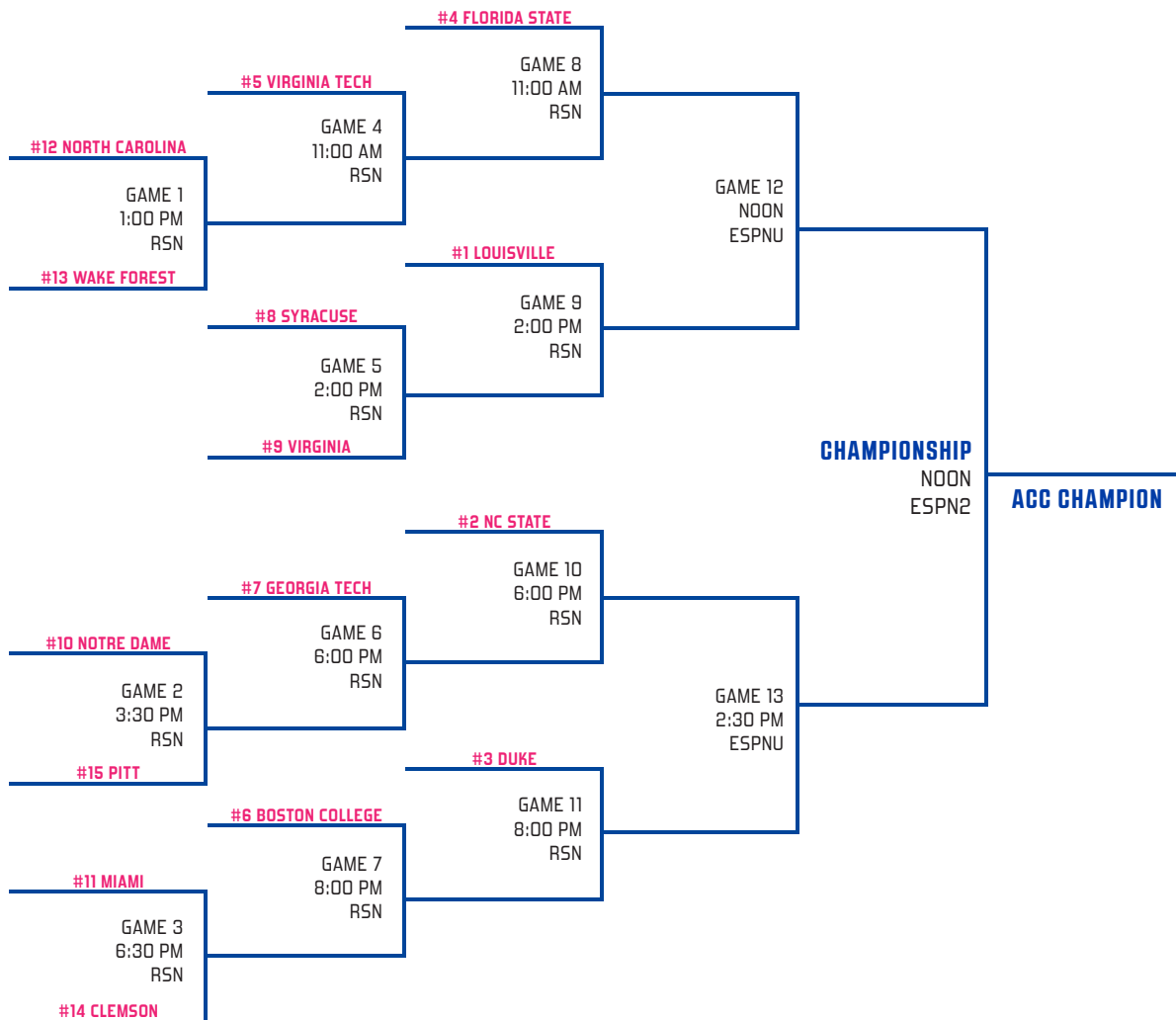
**FIRST ROUND**  
WEDNESDAY • MARCH 4

**SECOND ROUND**  
THURSDAY • MARCH 5

**QUARTERFINALS**  
FRIDAY • MARCH 6

**SEMIFINALS**  
SATURDAY • MARCH 7

**CHAMPIONSHIP**  
SUNDAY • MARCH 8



The ACC's Regional Sports Networks for the 2019-20 season is comprised of FOX Sports South, FOX Sports Florida, FOX Sports Sun, FOX Sports Midwest, and FOX Sports Indiana. All games will also be available via the FOX Sports GO app, but are subject to blackout.

GREENSBORO COLISEUM | MARCH 4-8 | #ACGWBB | @ACGWBB | THEACC.COM





# HEAD COACH KATIE MEIER

15TH SEASON | DUKE, 1989 (B.A.) | DUKE, 1990 (M.A.)

Hometown: Wheaton, Ill. | Head Coach: Charlotte, 2001-05 | Miami, 2005-pres.

## MEIER'S CAREER

Assistant Coach	
1993-94	UNC Asheville
1994-99	Tulane
Associate Head Coach	
1999-2001	Tulane
Head Coach	
2001-05	Charlotte
2005-pres.	Miami

## EDUCATION

Wheaton Central High School, 1985  
 Duke University, 1989  
 B.A. English (Literature)  
 Duke University, 1990  
 M.A. English (Teaching English)

## NCAA APPEARANCES

2003 - Charlotte - First Round  
 2011 - Miami - Second Round  
 2012 - Miami - Second Round  
 2013 - Miami - First Round  
 2015 - Miami - Second Round  
 2016 - Miami - First Round  
 2017 - Miami - Second Round  
 2018 - Miami - First Round

## WNIT APPEARANCES

2004 - Charlotte - Second Round  
 2005 - Charlotte - First Round  
 2006 - Miami - Second Round  
 2010 - Miami - Finals  
 2014 - Miami - First Round

## PLAYING CAREER

Wheaton Central High School, 1981-85  
 Duke University, 1985-90  
 BBC Mini-Flat Waregem (Belgium), 1990-93

## MISCELLANEOUS

ACC Rookie of the Year, 1986  
 GTE Academic All-American, 1988  
 First Team All-ACC, 1990  
 Kodak/WBCA District All-American, 1990  
 Duke Hall of Honor Inductee, 2002  
 ACC 50th Anniversary Team, 2002  
 C-USA Coach of the Year, 2003  
 WBCA Region 4 Coach of the Year, 2003  
 ACC Legend, 2006  
 Wheaton Central HS HOF Inductee, 2009  
 ACC Coach of the Year, 2011  
 WBCA Region 2 Coach of the Year, 2011  
 AP National Coach of the Year, 2011  
 USA Basketball Coach of the Year, 2013  
 UM Sports HOF Inductee, 2017

Katie Meier completed her 14th season at the helm of the Hurricanes' women's basketball program in 2018-19. A well-known and respected figure in women's basketball with 18 years of head coaching experience, Meier has worked tirelessly to put her mark on Miami's program and to build a winning tradition.

In 2018-19, Meier guided her team to a 10th consecutive postseason appearance, including an eighth trip to the NCAA Tournament in the last nine years and fifth straight NCAA Tournament bid. Miami also reached 20-plus wins for the ninth time in 10 years and double-digit ACC victories for the seventh time in nine years.

Through the 2017-18 campaign, Meier has a career record of 353-217, including a 277-172 mark at Miami.

## Honors and Accolades

Meier has been recognized for her coaching success numerous times throughout her career. From being named a co-recipient of the 2013 USA Basketball National Coach of the Year award following a 9-0 record and gold medal at the 2013 FIBA U19 World Championship, to being inducted into the University of Miami Sports Hall of Fame in 2017, Meier's name has become synonymous with elite basketball.

One of the most prestigious honors bestowed on Meier came at the conclusion of the 2010-11 season when she was named the Associated Press National Coach of the Year - sharing the award with Connecticut's Geno Auriemma and Stanford's Tara VanDerveer. That season, Meier led the Hurricanes into the NCAA tournament for the first time since 2004 and coached the Canes to their first NCAA Tournament win since 1993.

The Canes entered the 2010-11 season with high internal expectations, but were picked eighth in the Preseason ACC Poll. Miami exceeded all outside expectations posting a perfect 20-0 record inside BankUnited Center and finished conference play with a 12-2 record, earning their first regular season conference title since joining the league in 2004. As a result, Meier was named the ACC Coach of the Year and later would be selected as the WBCA/RUSSELL ATHLETIC Region 2 Coach of the Year, as voted on by her peers.

During the 2011-12 season, Meier coached the Canes to their highest ranking in program history at No. 5. Miami went undefeated at home for the second consecutive season, pushing the home win streak to 40 games.

Five people who have been assistants for Meier during her head coaching career have gone on to earn Division I head coaching positions: Lynn Bria (Stetson), Amanda Butler (Florida and Clemson), Darrick Gibbs (North Florida), Carolyn Kieger (Marquette) and Stephanie McCormick (Western Carolina). Additionally, 22 of Meier's players at Miami have gone on to play professionally after their college careers.

## A New Era

Hired April 19, 2005, Meier was appointed by then-Miami AD Paul Dee in front of national and local media, fans, alumni and support staff, signifying the beginning of a new era.

Following an unprecedented career as one of the greatest athletes to ever play in the Atlantic Coast Conference, Meier quickly established herself in the coaching ranks. Following an impressive four-year tenure as the head coach at Charlotte where she helped bring the 49er program into national prominence, Meier made it clear that her goal was to make Miami one of the premier women's basketball programs in the country.

## Creating a Winning Program

In her first season, Meier wasted little time in making the first steps towards those goals. After receiving little attention in the ACC preseason polls, the Hurricanes posted an impressive overall record of 17-13. Under Meier, Miami earned a berth into the second round of the 2006 Women's National Invitation Tournament and standout Tamara James produced one of the greatest seasons ever seen by a UM player, becoming Miami's all-time leading scorer. James was selected with the eighth overall pick in the 2006 WNBA Draft by the Washington Mystics.

Over the next two years, the Hurricanes continued to develop under Meier's direction. Miami's Renee Taylor emerged as the ACC's leading scorer in 2006-07, while Maurita Reid finished the 2007-08 campaign with 110 steals, good for second in the ACC and fifth in the NCAA.

With the No. 21-ranked incoming recruiting class, Meier and the Hurricanes saw significant improvement during the 2008-09 season. The freshman class was highlighted by McDonald's All-American Shenise Johnson of Henrietta, N.Y., and Riquna Williams from nearby Pahokee, Fla. Under Meier's guidance, Johnson was named the ACC Rookie of the Week on three occasions and was named to the ACC All-Freshmen team as well as ACC Honorable Mention. The

versatile guard/forward also led the U19 USA team to a gold medal finish in the 2009 World Championships in Bangkok, Thailand.

The 2009-10 season was one of the most successful in program history. Under Meier's vision, the Hurricanes advanced to the WNIT Championship game. Miami posted a 22-14 overall record - the first 20-win campaign since the 2002-03 season and just the eighth all-time in history. In her sophomore season, Johnson was named first team

## MEIER'S CAREER RECORDS

School	Years	Overall	Conf.
Charlotte	2001-05	76-45	36-20
Miami	2005-pres.	292-186	118-114
Overall	18	368-231	154-134



All-ACC, while a healthy Riquna Williams garnered second-team honors. The tandem led Miami to a 5-1 WNIT record - the deepest postseason run in team history, with both earning all-tournament honors along the way.

Following the success of the 2009-10 campaign, Meier signed a contract extension through 2015 and the Hurricanes continued their rise in the ACC. Miami earned a conference regular season title in 2010-11 and returned to the NCAA Tournament for the first time in seven seasons. Johnson was named to four different All-America squads and became the second player in program history to be named the conference player of the year (Frances Savage - BIG EAST - 1992). Williams, along with Johnson, was named First Team All-ACC and was the conference scoring leader, posting 21.7 points per game.

Miami's dominance continued into the 2011-12 season. The Canes finished second in the conference standings with a record of 14-2 and were 26-6 overall, earning a No. 3 seed in the NCAA Tournament. UM also defeated the eventual conference tournament champion, Maryland, both times they played in the regular season.

Seniors Shenise Johnson and Riquna Williams continued to shine in the ACC as the duo were second and third in the league in scoring and each were again named First Team All-ACC. Johnson was also named to the All-ACC Defensive Team for the third consecutive season and earned a place on five different All-America teams, including the WBCA squad for the second straight year. Williams earned AP All-America third team recognition in her final collegiate campaign as well.

The Hurricanes went to a school record third straight NCAA Tournament in 2012-13, earning a No. 8 seed. Meier's Hurricanes defeated two top-10 opponents during the season, besting No. 6/7 Penn State and knocking off No. 5/4 Duke on senior day, marking the first win over a team in the top four of either poll in program history and the school's first win over the Blue Devils, who went 20-1 against ACC opponents that season, including winning the ACC Tournament.

After reaching the WNIT in 2014, Meier guided the Hurricanes back to the NCAA Tournament in 2015 and the 11th-seeded Hurricanes defeated No. 6 seed Washington in the first round, before dropping their second round matchup against third-seeded Iowa, the host school.

Earlier in the 2014-15 season, Meier also led the Hurricanes to the program's first win over a team in the top four of the AP Poll. They defeated No. 4/4 Notre Dame, 78-63, the Fighting Irish's only loss in their first two years in the ACC. Sophomore guard Adrienne Motley went on to be named a consensus First Team All-ACC pick after averaging 16.9 points on 49.2 percent shooting. Meier also earned her 250th career win during the season.

In 2015-16, Meier led Miami to a 24-9 record to tie for the fifth-most wins in a season in program history. Miami received a No. 5 seed the NCAA Tournament and made its fifth appearance in the field in the past six years. The 2015-16 campaign also saw the Hurricanes beat both Duke and North Carolina in the same year for the first time. The victory at North Carolina was good for the 200th of Meier's tenure at Miami. Adrienne Motley was also tabbed as a consensus First Team All-ACC honoree for the second straight year, in addition to garnering WBCA All-America Team Honorable Mention recognition.

In 2016-17, Meier guided the Hurricanes to a second straight 24-9 record. In the quarterfinals of the ACC Tournament, Miami again defeated a Florida State team ranked in the top 10, downing the No. 8/12 Seminoles, 56-54, to earn back-to-back semifinal appearances for the first time. The Hurricanes beat four top-25 teams, defeating three ranked teams – two of which were in the top 10 – away from home for the first time in the ACC era. Miami earned a No. 4 seed in the NCAA Tournament, hosting the first two rounds of play, and reached the second round for the fourth time in seven years.

Adrienne Motley and Jessica Thomas were both Second Team All-ACC picks in 2016-17, with Motley becoming Miami's fifth WNBA Draft pick. In addition, Motley, Thomas and Keyona Hayes formed the second Miami teammate trio to all reach 1,000 points and each signed a WNBA contract, the first time three Hurricanes in the same class did so.

Despite losing many talented players to graduation and injuries, Meier led the Hurricanes to a 21-11 finish in 2017-18 and surpassed 250 wins in her tenure with the program. Erykah Davenport, a Second Team All-ACC honoree, and Keyanna Harris became the first Miami seniors to make four straight NCAA Tournaments. Miami had two freshman all-league honorees for the first time since 1992-93 in the BIG EAST, as Mykea Gray and Kelsey Marshall both made the cut.

### **Establishing Her Legacy as a Player**

Meier's success as a coach is a direct reflection of her playing career as a standout at Duke University. A four-year letter winner for the Blue Devils under head coach Debbie Leonard from 1986-90, Meier's name is scattered throughout the Duke record books.

She currently ranks among the school's all-time career leaders in scoring average (16.2 points per game), steals (232), free throws made (447) and free throws attempted (624). She is also listed among Duke's leaders in career points (1,761), field goals made (653), field goals attempted (1,283), assists (409) and rebounding average (6.1 rebounds per game).

Meier wasted no time making her mark at Duke, earning ACC Rookie of the Year and Basketball Yearbook Freshman All-America honors in 1986. Meier injured her knee in 1988 during her junior season and ultimately missed the entire 1988-89 campaign while recovering.

Meier returned to Duke for her senior season in 1990 without missing a beat, earning Kodak/WBCA District 2 All-America and All-ACC first team accolades while being named the Blue Devils' most valuable player.

In 2002, Meier was honored by Duke for her efforts as a player when she was named to the inaugural induction class in the Blue Devils' Hall of Honor. That same year, Meier was named to the ACC's 50th Anniversary Team. In 2006, she was once again honored by the conference when she was named an ACC Legend at the 2006 ACC Women's Basketball Tournament.

Meier's success on the court was only outdone by her accomplishments in the classroom. She was named to the Dean's List from 1986-88. In 1988 she also earned GTE Academic All-America Second Team honors.


After receiving a bachelor's degree in English literature with cum laude honors in 1989, Meier went on to earn a master's degree in teaching English from Duke in 1990.

Following her career at Duke, Meier moved overseas to play three seasons with BBC Mini-Flat Waregem in Belgium from 1990-93. There, she helped lead her team to three First Division regular season titles and one Belgian Cup Championship. While in Belgium, Meier also spent time teaching classes of conversational English while coaching teams of 15- to 17-year-olds.

A native of Wheaton, Ill., Meier graduated from Wheaton Central High School in 1985 and in October 2009 was inducted into her high school's athletic hall of fame.

### **MEIER YEAR-BY-YEAR**

Year	School	Overall		Conf.		Post-Season
		W-L		W-L	Finish	
2001-02	Charlotte	16-13		7-7	t-7	
2002-03	Charlotte	21-9		12-2	1	NCAA 0-1
2003-04	Charlotte	17-14		8-6	7	WNIT 1-1
2004-05	Charlotte	22-9		9-5	t-5	WNIT 0-1
2005-06	Miami	17-13		6-8	6	WNIT 1-1
2006-07	Miami	11-19		2-12	11	
2007-08	Miami	9-21		2-12	12	
2008-09	Miami	13-17		2-12	t-10	
2009-10	Miami	22-14		4-10	t-10	WNIT 5-1
2010-11	Miami	28-5		12-2	t-1	NCAA 1-1
2011-12	Miami	26-6		14-2	2	NCAA 1-1
2012-13	Miami	21-11		11-7	t-4	NCAA 0-1
2013-14	Miami	16-15		8-8	8	WNIT 0-1
2014-15	Miami	20-13		8-8	8	NCAA 1-1
2015-16	Miami	24-9		10-6	t-5	NCAA 0-1
2016-17	Miami	24-9		10-6	7	NCAA 1-1
2017-18	Miami	21-11		10-6	t-6	NCAA 0-1
2018-19	Miami	25-9		12-4	4	NCAA 1-1
2019-20	Miami	15-14		7-11	-	-
<b>Overall</b>		<b>368-231</b>		<b>154-134</b>		<b>12-14</b>



**G || Kenza Saglues**  
Fr. || 5-9 || Montpellier, France

- Knocked down her first collegiate bucket against Miami (OH) (11/30/19)
- Ranked the No. 20 international player in the 2018 class by ProspectsNations.com
- Four-star prospect and second-best player from France
- Represented France at the FIBA U18 Women's European Championship (Division A), helping her country to a seventh-place finish in Udine, Italy
- Averaged 8.1 points, 2.0 rebounds and 1.7 assists in seven games
- Also played in the FIBA U16 Women's European Championship in 2016
- Graduated from INSEP, a French training institute for the nation's elite athletes between 15-18 (alums include Tony Parker and Clint Capela)
- Is the first Frenchwoman to player under Katie Meier

0

## PLAYER HIGHS

### Minutes

19-20 ..... 24, vs. Florida State (1/5/20)  
Career..... 24, vs. Florida State (1/5/20)

### Points

19-20 ..... 7, vs. UNCA (12/20/19)  
Career..... 7, vs. UNCA (12/20/19)

### Field Goals Made

19-20 ..... 2, 3x, last at Virginia (2/13/20)  
Career..... 2, 3x, last at Virginia (2/13/20)

### Field Goals Attempted

19-20 ..... 7, 2x, last vs. Florida State (1/5/20)  
Career... 7, 2x, last vs. Florida State (1/5/20)

### 3-Point Field Goals Made

19-20 ..... 2, 3x, last at Virginia (2/13/20)  
Career..... 2, 3x, last at Virginia (2/13/20)

### 3-Point Field Goals Attempted

19-20 ..... 7, 2x, last vs. Florida State (1/5/20)  
Career... 7, 2x, last vs. Florida State (1/5/20)

### Free Throws Made

19-20 ..... 2, vs. Binghamton (12/17/19)  
Career..... 2, vs. Binghamton (12/17/19)

### Free Throws Attempted

19-20 ..... 2, 2x, last vs. UNCA (12/20/19)  
Career..... 2, 2x, last vs. UNCA (12/20/19)

### Rebounds

19-20 ..... 2, 3x, last vs. Florida State (1/5/20)  
Career... 2, 3x, last vs. Florida State (1/5/20)

### Assists

19-20 ..... 2, vs. UNCA (12/20/19)  
Career..... 2, vs. UNCA (12/20/19)

### Blocks

19-20 ..... N/A  
Career..... N/A

### Steals

19-20 ..... N/A  
Career..... N/A

### Double-Doubles

19-20 ..... N/A  
Career..... N/A

### Double-Digit Game

19-20 ..... N/A  
Career..... N/A

## 2019-20 game-by-game

Opponent	Date	gs	min	Total		3-Pointers		Free throws		Rebounds							pts	avg		
				fg-fga	pct	3fg-fga	pct	ft-fa	pct	off	def	tot	avg	pf	a	t/o			blk	stl
JACKSON ST.	11/10/19	3	0-0	.000	0-0	.000	0-0	.000	0	0	0	0.0	0	0	3	0	0	0	0.0	
NORTH FLORIDA	11/13/19	5	0-0	.000	0-0	.000	0-0	.000	0	0	0	0.0	0	1	0	0	0	0	0.0	
IUPUI	11/17/19	0	0-0	.000	0-0	.000	0-0	.000	0	0	0	0.0	0	0	0	0	0	0	0.0	
at #19/20 DePaul	11/23/19	dnp	-	-	-	-	-	-	-	-	-	-	-	-	-	-	-	-	-	
#7/5 OREGON STATE	11/29/19	6	0-1	.000	0-1	.000	0-0	.000	0	0	0	0.0	1	0	0	0	0	0	0.0	
MIAMI (OH)	11/30/19	12	1-2	.500	1-2	.500	0-0	.000	0	2	2	0.4	0	0	1	0	0	3	0.6	
#14/16 INDIANA	12/04/19	5	0-1	.000	0-1	.000	0-0	.000	0	0	0	0.3	1	0	0	0	0	0	0.5	
BINGHAMTON	12/17/19	6	0-3	.000	0-2	.000	2-2	1.000	0	0	0	0.3	1	1	1	1	0	0	2	
UNC ASHEVILLE	12/20/19	19	2-7	.286	2-7	.286	1-2	.500	0	2	2	0.5	2	2	2	0	0	7	1.5	
WASHINGTON ST.	12/21/19	2	0-0	.000	0-0	.000	0-0	.000	0	0	0	0.4	0	0	0	0	0	0	1.3	
WAKE FOREST	12/29/19	5	0-0	.000	0-0	.000	0-0	.000	0	0	0	0.4	0	0	0	0	0	0	1.2	
at Georgia Tech	01/02/20	0	0-0	.000	0-0	.000	0-0	.000	0	0	0	0.4	0	0	0	0	0	0	1.1	
#8 FLORIDA STATE	01/05/20	24	2-7	.286	2-7	.286	0-0	.000	1	0	1	0.4	2	2	2	0	0	6	1.5	
#7 LOUISVILLE	01/09/20	19	0-3	.000	0-3	.000	0-0	.000	0	1	1	0.5	1	0	0	0	0	0	1.4	
at North Carolina	01/16/20	12	1-1	1.000	1-1	1.000	0-0	.000	0	2	2	0.6	0	0	1	0	0	3	1.5	
at Notre Dame	01/19/20	12	0-5	.000	0-5	.000	0-0	.000	0	1	1	0.6	1	1	1	0	0	0	1.4	
CLEMSON	01/23/20	10	1-2	.500	1-1	1.000	0-0	.000	0	0	0	0.6	1	1	0	0	0	3	1.5	
at #14 Florida St.	01/26/20	8	0-1	.000	0-1	.000	0-0	.000	0	0	0	0.5	0	0	0	0	0	0	1.4	
GEORGIA TECH	01/30/20	4	0-0	.000	0-0	.000	0-0	.000	0	0	0	0.5	0	0	2	0	0	0	1.3	
at Virginia Tech	02/02/20	12	1-3	.333	1-3	.333	0-0	.000	0	1	1	0.5	0	0	1	0	0	3	1.4	
DUKE	02/09/20	5	0-2	.000	0-2	.000	0-0	.000	0	0	0	0.5	0	0	2	0	0	0	1.4	
at Virginia	02/13/20	13	2-3	.667	2-3	.667	0-0	.000	0	1	1	0.5	0	1	0	0	0	6	1.6	
at Clemson	02/16/20	7	0-1	.000	0-1	.000	1-2	.500	0	1	1	0.5	0	0	1	0	0	1	1.5	
at Boston College	02/23/20	7	1-1	1.000	1-1	1.000	0-0	.000	0	1	1	0.6	0	0	0	0	0	3	1.6	
at Wake Forest	02/27/20	1	0-0	.000	0-0	.000	0-0	.000	0	0	0	0.5	0	0	0	0	0	0	1.5	
PITTSBURGH	03/01/20	10	0-6	.000	0-5	.000	0-0	.000	0	0	0	0.5	0	0	1	0	0	0	1.5	
Totals		0	207	11-49	.224	11-46	.239	4-6	.667	1	12	13	0.5	10	9	18	0	0	37	1.5

Games played: 25  
Minutes/game: 8.3  
Points/game: 1.5  
FG Pct: 22.4  
3FG Pct: 23.9  
FT Pct: 66.7

Rebounds/game: 0.5  
Assists/game: 0.4  
Turnovers/game: 0.7  
Assist/turnover ratio: 0.5

## Career Stats

Season	gp-gs	min/avg	Total		3-Point		F-Throws		Rebounds				Scoring							
			fg-fga	pct	fg-fga	pct	ft-fa	pct	off	def	tot	avg	pf	fo	ast	to	blk	stl	pts	avg
2019-20	25-0	207/8.3	11-49	.224	11-46	.239	4-6	.667	1	12	13	0.5	10	0	9	18	0	0	37	1.5
TOTAL	25-0	207/8.3	11-49	.224	11-46	.239	4-6	.667	1	12	13	0.5	10	0	9	18	0	0	37	1.5



**F || Moulayna Johnson Sidi Baba**  
Fr. || 6-0 || Arsta, Sweden

- Tied her career-high in 3-pointers with two against NC State (2/20)
- Recorded a career-high 10 points at DePaul (11/23)
- Four-star international prospect according to Keil Moore Basketball
- Represented Sweden in August 2018 at the FIBA U18 Women's European Championship in Udine, Italy
- Logged a double-double in all three outings, highlighted by a 12-point, 18-rebound performance against Ireland
- Played for Sweden in the FIBA U16 Women's European Championship (Div. A)
- Becomes the second Swedish player to sign with Miami during Katie Meier's tenure



## PLAYER HIGHS

### Minutes

19-20 ..... 33, vs. DePaul (11/23/19)  
Career..... 33, vs. DePaul (11/23/19)

### Points

19-20 ..... 10, vs. DePaul (11/23/19)  
Career..... 10, vs. DePaul (11/23/19)

### Rebounds

19-20 ..... 6, 2x, last vs. DePaul (11/23/19)  
Career..... 6, 2x, last vs. DePaul (11/23/19)

### Assists

19-20 ..... 4, vs. DePaul (11/23/19)  
Career..... 4, vs. DePaul (11/23/19)

### Steals

19-20 ..... 2, 2x, last vs. NC A&T (11/22/19)  
Career..... 2, 2x, last vs. NC A&T (11/22/19)

### Blocks

19-20 ..... 1, vs. Jackson St. (11/10/19)  
Career..... 1, vs. Jackson St. (11/10/19)

### Field Goals Made

19-20 ..... 3, 2x, last vs. DePaul (11/23/19)  
Career..... 3, 2x, last vs. DePaul (11/23/19)

### Field Goals Attempted

19-20 ..... 9, vs. DePaul (11/23/19)  
Career..... 9, vs. DePaul (11/23/19)

### 3-Point Field Goals Made

19-20 ..... 2, 2x, last vs. NC State (2/20/20)  
Career..... 2, 2x, last vs. NC State (2/20/20)

### 3-Point Field Goals Attempted

19-20 ..... 4, vs. DePaul (11/23/19)  
Career..... 4, vs. DePaul (11/23/19)

### Free Throws Made

19-20 .. 2, 3x, last vs. Washington St (12/21/19)  
Career..... 2, 2x, last vs. DePaul (11/23/19)

### Free Throws Attempted

19-20 ..... 4, vs. DePaul (11/23/19)  
Career..... 4, vs. DePaul (11/23/19)

### Double-Doubles

19-20 ..... N/A  
Career..... N/A

### Double-Digit Game

19-20 ..... 1  
Career..... 1

## 2019-20 game-by-game

Opponent	Date	gs	min	Total		3-Pointers		Free throws		Rebounds				pf	a	t/o	blk	stl	pts	avg
				fg-fga	pct	3fg-fga	pct	ft-fa	pct	off	def	tot	avg							
JACKSON ST.	11/10/19	19	1-3	.333	1-3	.333	0-0	.000	1	1	2	2.0	1	3	1	1	2	3	3.0	
NORTH FLORIDA	11/13/19	20	3-5	.600	1-3	.333	0-2	.000	1	1	2	2.0	0	1	0	0	0	7	5.0	
IUPUI	11/17/19	27	0-3	.000	0-1	.000	0-0	.000	0	1	1	1.7	3	1	1	0	0	0	3.3	
vs N.C. A&T	11/22/19	* 25	1-6	.167	1-4	.250	2-2	1.000	3	3	6	2.8	0	0	0	0	2	5	3.8	
at #19/20 DePaul	11/23/19	* 33	3-9	.333	2-4	.500	2-4	.500	3	3	6	3.4	3	4	2	0	0	10	5.0	
#7/5 OREGON STATE	11/29/19	* 24	1-4	.250	0-2	.000	1-2	.500	0	2	2	3.2	0	1	1	0	0	3	4.7	
MIAMI (OH)	11/30/19	21	1-5	.200	1-3	.333	0-0	.000	1	2	3	3.1	0	2	2	0	0	3	4.4	
#14/16 INDIANA	12/04/19	23	1-5	.200	1-3	.333	0-0	.000	1	4	5	3.4	0	1	1	0	0	3	4.3	
BINGHAMTON	12/17/19	16	1-3	.333	0-1	.000	0-0	.000	1	2	3	3.3	1	0	2	0	1	2	4.0	
WASHINGTON ST.	12/21/19	11	1-2	.500	0-0	.000	2-2	1.000	1	1	2	3.2	0	0	1	0	0	4	4.0	
WAKE FOREST	12/29/19	21	2-6	.333	1-3	.333	0-3	.000	1	3	4	3.3	0	1	0	0	0	5	4.1	
at Georgia Tech	01/02/20	10	0-1	.000	0-1	.000	0-0	.000	2	1	3	3.3	0	0	1	0	0	0	3.8	
at North Carolina	01/16/20	3	0-0	.000	0-0	.000	0-0	.000	0	0	0	3.0	1	0	0	0	0	0	3.5	
at Notre Dame	01/19/20	24	2-5	.400	0-3	.000	0-0	.000	0	4	4	3.1	2	0	3	0	1	4	3.5	
CLEMSON	01/23/20	12	0-4	.000	0-3	.000	0-0	.000	0	1	1	2.9	0	0	0	0	0	0	3.3	
at #14 Florida St.	01/26/20	8	0-2	.000	0-2	.000	0-0	.000	0	2	2	2.9	2	0	2	0	0	0	3.1	
GEORGIA TECH	01/30/20	3	0-0	.000	0-0	.000	0-0	.000	0	0	0	2.7	0	0	1	0	0	0	2.9	
DUKE	02/09/20	9	0-1	.000	0-1	.000	0-0	.000	0	0	0	2.6	0	0	0	0	1	0	2.7	
at Virginia	02/13/20	13	1-3	.333	0-1	.000	1-1	1.000	0	2	2	2.5	0	0	0	0	0	3	2.7	
at Clemson	02/16/20	19	0-3	.000	0-2	.000	0-0	.000	0	0	0	2.4	1	0	4	0	1	0	2.6	
#10 NC STATE	02/20/20	10	2-2	1.000	2-2	1.000	0-0	.000	3	0	3	2.4	1	0	1	0	0	6	2.8	
at Boston College	02/23/20	8	0-1	.000	0-0	.000	0-0	.000	1	1	2	2.4	3	0	0	0	0	0	2.6	
at Wake Forest	02/27/20	18	0-2	.000	0-0	.000	0-0	.000	0	1	1	2.3	0	3	0	0	0	0	2.5	
PITTSBURGH	03/01/20	14	0-1	.000	0-1	.000	0-0	.000	1	1	2	2.3	0	2	0	0	0	0	2.4	
Totals		3	391	20-76	.263	10-43	.233	8-16	.500	20	36	56	2.3	18	19	23	1	8	58	2.4

Games played: 24  
Minutes/game: 16.3  
Points/game: 2.4  
FG Pct: 26.3  
3FG Pct: 23.3  
FT Pct: 50.0

Rebounds/game: 2.3  
Assists/game: 0.8  
Turnovers/game: 1.0  
Assist/turnover ratio: 0.8  
Steals/game: 0.3  
Blocks/game: 0.0

## Career Stats

Season	gp-gs	min/avg	Total		3-Point		F-Throws		Rebounds				Scoring							
			fg-fga	pct	fg-fga	pct	ft-fa	pct	off	def	tot	avg	pf	fo	ast	to	blk	stl	pts	avg
2019-20	25-0	207/8.3	11-49	.224	11-46	.239	4-6	.667	1	12	13	0.5	10	0	9	18	0	0	37	1.5
TOTAL	25-0	207/8.3	11-49	.224	11-46	.239	4-6	.667	1	12	13	0.5	10	0	9	18	0	0	37	1.5



**G || Destiny Harden**  
R-So. || 6-0 || Chicago, Ill.

- Since earning the start on Jan. 12, she is averaging 7.9 points and 5.2 rebounds in 22.8 minutes of action per game
- Poured in a career-high 15 points against NC State (2/20), 10 of which came in the third quarter alone
- Knocked down a career-high three of four 3-pointers at Virginia Tech (2/2)
- Had a career-game against UNC (1/16), tallying her first career double-digit game (12) on 5-of-10 shooting
- Sat out the 2018-19 season due to NCAA transfer rules
- Played her freshman season at West Virginia University (2017-18), totaling 2.5 points and 1.5 rebounds in 8.2 minutes per game in 35 games played
- Listed as a four-star recruit by ProspectsNation.com and a three-star prospect by espnW HoopGurlz
- Earned Chicago Tribune Second Team All-State and USA TODAY All-USA Illinois Second Team honors

3

## PLAYER HIGHS

### Minutes

19-20 ..... 36, vs. Georgia Tech (1/30/20)  
Career..... 36, vs. Georgia Tech (1/30/20)

### Points

19-20 ..... 15, vs. NC State (2/20/20)  
Career..... 15, vs. NC State (2/20/20)

### Rebounds

19-20 ..... 8, at Notre Dame (1/19/20)  
Career..... 8, at Notre Dame (1/19/20)

### Assists

19-20 ..... 3, at Wake Forest (2/27/20)  
Career... 3, 2x, last at Wake Forest (2/27/20)

### Steals

19-20 ..... 3, 2x, last vs. Syracuse (1/12/20)  
Career..... 4, 2x, last vs. Bucknell (3/15/18)

### Blocks

19-20 ..... 2, 2x, last at Florida St. (1/26/20)  
Career..... 2, 5x, last at Florida St. (1/26/20)

### Field Goals Made

19-20 ..... 5, 3x, last vs. NC State (2/20/20)  
Career..... 5, 3x, last vs. NC State (2/20/20)

### Field Goals Attempted

19-20 ..... 11, 2x, last vs. NC State (2/20/20)  
Career..... 11, 2x, last vs. NC State (2/20/20)

### 3-Point Field Goals Made

19-20 ..... 3, 2x, last vs. NC State (2/20/20)  
Career..... 3, 2x, last vs. NC State (2/20/20)

### 3-Point Field Goals Attempted

19-20 ..... 7, vs. NC State (2/20/20)  
Career..... 7, vs. NC State (2/20/20)

### Free Throws Made

19-20 ..... 5, vs. Clemson (1/23/20)  
Career..... 5, vs. Clemson (1/23/20)

### Free Throws Attempted

19-20 ..... 6, 2x, last at Virginia Tech (2/2/20)  
Career..... 9, vs. Kansas (2/14/18)

### Double-Doubles

19-20 ..... N/A  
Career..... N/A

### Double-Digit Game

19-20 ..... 4  
Career..... 4

## 2019-20 game-by-game

Opponent	Date	gs	min	Total		3-Pointers		Free throws		Rebounds			pf	a	t/o	blk	stl	pts	avg	
				fg-fga	pct	3fg-fga	pct	ft-fa	pct	off	def	tot								avg
JACKSON ST.	11/10/19	8	0-0	.000	0-0	.000	0-0	.000	0	1	1	1.0	2	0	1	0	1	0	0.0	
NORTH FLORIDA	11/13/19	4	0-1	.000	0-0	.000	0-0	.000	0	0	0	0.5	1	0	1	0	0	0	0.0	
IUPUI	11/17/19	dnp	-	-	-	-	-	-	-	-	-	-	-	-	-	-	-	-	-	
vs N.C. A&T	11/22/19	3	0-0	.000	0-0	.000	0-0	.000	0	0	0	0.3	0	0	1	0	0	0	0.0	
at #19/20 DePaul	11/23/19	dnp	-	-	-	-	-	-	-	-	-	-	-	-	-	-	-	-	-	
#7/5 OREGON STATE	11/29/19	2	0-1	.000	0-1	.000	0-0	.000	1	0	1	0.5	1	0	1	0	0	0	0.0	
MIAMI (OH)	11/30/19	5	1-1	1.000	0-0	.000	0-2	.000	1	0	1	0.6	2	0	0	0	1	2	0.4	
BINGHAMTON	12/17/19	6	1-1	1.000	0-0	.000	0-0	.000	0	4	4	1.2	1	0	1	0	0	2	0.7	
UNC ASHEVILLE	12/20/19	9	0-5	.000	0-0	.000	2-2	1.000	1	0	1	1.1	2	0	1	0	3	2	0.9	
WASHINGTON ST.	12/21/19	dnp	-	-	-	-	-	-	-	-	-	-	-	-	-	-	-	-	-	
at Georgia Tech	01/02/20	4	0-1	.000	0-0	.000	0-0	.000	0	0	0	1.0	0	0	0	0	0	0	0.8	
#8 FLORIDA STATE	01/05/20	11	3-7	.429	1-1	1.000	0-0	.000	2	3	5	1.4	3	0	1	0	0	7	1.4	
#7 LOUISVILLE	01/09/20	20	1-5	.200	1-5	.200	0-0	.000	1	3	4	1.7	3	0	1	1	0	3	1.6	
SYRACUSE	01/12/20 *	22	3-7	.429	0-2	.000	0-0	.000	0	6	6	2.1	1	1	1	1	3	6	2.0	
at North Carolina	01/16/20 *	28	5-10	.500	2-4	.500	0-0	.000	4	2	6	2.4	4	0	4	0	1	12	2.8	
at Notre Dame	01/19/20 *	24	3-14	.214	0-2	.000	1-1	1.000	4	4	8	2.8	3	1	1	2	3	7	3.2	
CLEMSON	01/23/20 *	25	2-6	.333	0-3	.000	5-6	.833	1	6	7	3.1	3	2	1	2	1	9	3.6	
at #14 Florida St.	01/26/20 *	26	2-7	.286	0-2	.000	0-0	.000	1	5	6	3.3	4	2	1	0	1	4	3.6	
GEORGIA TECH	01/30/20 *	36	3-7	.429	1-2	.500	0-0	.000	0	5	5	3.4	2	1	2	2	2	7	3.8	
at Virginia Tech	02/02/20 *	26	4-8	.500	3-4	.750	2-6	.333	4	1	5	3.5	4	0	2	0	1	13	4.4	
DUKE	02/09/20 *	29	5-11	.455	1-3	.333	2-3	.667	2	3	5	3.6	3	0	2	0	1	13	4.8	
at Virginia	02/13/20 *	15	2-3	.667	0-1	.000	1-1	1.000	0	4	4	3.6	5	0	3	0	0	5	4.8	
at Clemson	02/16/20 *	9	0-2	.000	0-0	.000	0-0	.000	1	0	1	3.5	4	0	4	0	0	0	4.6	
#10 NC STATE	02/20/20 *	25	5-11	.455	3-7	.429	2-2	1.000	2	5	7	3.7	0	1	1	0	1	15	5.1	
at Boston College	02/23/20 *	16	1-5	.200	0-0	.000	2-4	.500	4	2	6	3.8	3	0	2	0	0	4	5.0	
at Wake Forest	02/27/20 *	19	2-4	.500	0-0	.000	0-0	.000	0	3	3	3.7	2	3	2	0	0	4	5.0	
PITTSBURGH	03/01/20 *	16	1-3	.333	0-2	.000	0-1	.000	2	2	4	3.8	1	1	1	1	1	2	4.9	
Totals		14	388	44-120	.367	12-39	.308	17-28	607	31	59	90	3.8	54	12	35	9	20	117	4.9

Games played: 24  
Minutes/game: 16.2  
Points/game: 4.9  
FG Pct: 36.7  
3FG Pct: 30.8  
FT Pct: 60.7

Rebounds/game: 3.8  
Assists/game: 0.5  
Turnovers/game: 1.5  
Assist/turnover ratio: 0.3  
Steals/game: 0.8  
Blocks/game: 0.4

## Career Stats

Season	gp-gs	min/avg	Total		3-Point		F-Throws		Rebounds				Scoring							
			fg-fga	pct	fg-fga	pct	ft-fa	pct	off	def	tot	avg	pf	fo	ast	to	blk	stl	pts	avg
2017-18*	35-0	286/8.2	35-79	.443	0-0	.000	18-41	.439	25	26	51	1.5	34	1	12	23	10	19	88	2.5
2019-20	24-14	388/16.2	44-120	.367	12-39	.308	17-28	.607	31	59	90	3.8	54	1	12	35	9	20	117	4.9
TOTAL	24-14	388/16.2	44-120	.367	12-39	.308	17-28	.607	31	59	90	3.8	54	1	12	35	9	20	117	4.9
All*	59-14	674/11.4	79-199	.397	12-39	.308	35-69	.507	56	85	141	2.4	88	2	24	58	19	39	205	3.5

\* Statistics from prior team/school



**G || Endia Banks**  
Jr. || 5-9 || Duluth, Ga.

- Hit the game-tying jumper in Miami's OT win over Georgia Tech (1/30), while playing a career-high 42 minutes for the Canes
- Tallied her first double-digit game since 12/21, with 10 points at FSU (1/26)
- Recorded the first 20-point outing her career with 23 points against IUPUI
- Finished third among Hurricanes in 2018-19 rebounding (3.5), offensive rebounding (0.8) and assists (2.2)
- Tabbed to the All-ACC Academic Team as a freshman
- Joined classmate Mykea Gray as the first Miami freshmen to start every game since Shenise Johnson in 2008-09
- Listed by ProspectsNation.com as a four-star recruit and the No. 53 player in the country



## PLAYER HIGHS

### Minutes

19-20 ..... 42, vs. Georgia Tech (1/30/20)  
Career..... 42, vs. Georgia Tech (1/30/20)

### Points

19-20 ..... 23, vs. IUPUI (11/17/19)  
Career..... 23, vs. IUPUI (11/17/19)

### Rebounds

19-20 ..... 7, vs. Georgia Tech (1/30/20)  
Career..... 10, 2x, vs. Quinnipiac (3/17/18)

### Assists

19-20 ..... 6, 3x, last vs. Clemson (1/23/20)  
Career..... 8, vs. Kentucky (12/10/17)

### Steals

19-20 ..... 5, vs. IUPUI (11/17/19)  
Career..... 5, vs. IUPUI (11/17/19)

### Blocks

19-20 ..... 1, 2x, last vs. NC State (2/20/20)  
Career..... 1, 8x, last vs. NC State (2/20/20)

### Field Goals Made

19-20 ..... 9, vs. IUPUI (11/17/19)  
Career..... 9, vs. IUPUI (11/17/19)

### Field Goals Attempted

19-20 ..... 13, vs. IUPUI (11/17/19)  
Career..... 14, vs. Indiana (12/4/19)

### 3-Point Field Goals Made

19-20 ..... 3, at Clemson (2/16/20)  
Career..... 3, 2x, last at Clemson (2/16/20)

### 3-Point Field Goals Attempted

19-20 ..... 4, 2x, last at Clemson (2/16/20)  
Career..... 6, vs. Indiana (12/4/19)

### Free Throws Made

19-20 .. 5, 2x, last vs. Georgia Tech (1/30/20)  
Career..... 6, vs. Michigan State (11/30/17)

### Free Throws Attempted

19-20 .. 6, 4x, last vs. Georgia Tech (1/30/20)  
Career..... 8, vs. Southern Illinois (12/20/17)

### Double-Doubles

19-20 ..... N/A  
Career..... 1

### Double-Digit Game

19-20 ..... 7  
Career..... 19

## 2019-20 game-by-game

Opponent	Date	gs	min	Total		3-Pointers		Free throws		Rebounds				pf	a	t/o	blk	stl	pts	avg	
				fg-fga	pct	3fg-fga	pct	ft-fa	pct	off	def	tot	avg								
JACKSON ST.	11/10/19	*	33	4-10	.400	1-4	.250	2-6	.333	2	1	3	3.0	0	6	6	0	3	11	11.0	
NORTH FLORIDA	11/13/19	*	29	3-6	.500	0-3	.000	0-0	.000	2	3	5	4.0	1	5	2	0	0	6	8.5	
IUPUI	11/17/19	*	36	9-13	.692	1-3	.333	4-4	1.000	0	3	3	3.7	0	4	2	0	5	23	13.3	
vs N.C. A&T	11/22/19	*	24	2-4	.500	1-1	1.000	2-3	.667	0	2	2	3.3	4	6	4	1	1	7	11.8	
at #19/20 DePaul	11/23/19	*	36	2-5	.400	1-2	.500	4-6	.667	0	6	6	3.8	3	3	4	0	3	9	11.2	
#7/5 OREGON STATE	11/29/19	*	26	5-8	.625	1-1	1.000	1-3	.333	0	4	4	3.8	2	1	3	0	1	12	11.3	
MIAMI (OH)	11/30/19	*	24	2-3	.667	1-2	.500	0-0	.000	0	3	3	3.7	1	4	3	0	1	5	10.4	
#14/16 INDIANA	12/04/19	*	30	3-14	.214	2-6	.333	5-6	.833	3	2	5	3.9	0	0	3	0	1	13	10.8	
BINGHAMTON	12/17/19	*	32	6-13	.462	0-1	.000	0-1	.000	2	3	5	4.0	0	4	2	0	0	12	10.9	
UNC ASHEVILLE	12/20/19	*	21	3-5	.600	2-3	.667	0-0	.000	2	2	4	4.0	1	3	0	0	0	8	10.6	
WASHINGTON ST.	12/21/19	*	35	6-9	.667	0-2	.000	2-2	1.000	1	2	3	3.9	1	1	1	0	0	14	10.9	
WAKE FOREST	12/29/19	*	29	3-7	.429	0-1	.000	1-2	.500	0	3	3	3.8	1	3	4	0	0	7	10.6	
at Georgia Tech	01/02/20	*	31	2-8	.250	1-3	.333	0-0	.000	0	3	3	3.8	1	2	4	0	0	5	10.2	
#8 FLORIDA STATE	01/05/20	*	27	1-8	.125	0-2	.000	0-2	.000	1	3	4	3.8	1	4	5	0	1	2	9.6	
#7 LOUISVILLE	01/09/20	*	23	0-7	.000	0-2	.000	0-0	.000	1	1	2	3.7	0	2	1	0	0	0	8.9	
SYRACUSE	01/12/20	*	27	3-5	.600	0-0	.000	0-0	.000	1	1	2	3.6	0	4	1	0	3	6	8.8	
at North Carolina	01/16/20	*	25	0-2	.000	0-1	.000	0-0	.000	0	2	2	3.5	2	2	1	0	1	0	8.2	
at Notre Dame	01/19/20	*	22	3-5	.600	0-1	.000	0-0	.000	1	2	3	3.4	3	2	2	0	0	6	8.1	
CLEMSON	01/23/20	*	27	1-7	.143	0-2	.000	0-1	.000	1	3	4	3.5	4	6	2	0	2	7.7		
at #14 Florida St.	01/26/20	*	37	4-8	.500	0-1	.000	2-3	.667	0	0	0	3.3	0	4	0	0	1	10	7.9	
GEORGIA TECH	01/30/20	*	42	2-9	.222	0-2	.000	5-6	.833	1	6	7	3.5	0	2	3	0	1	9	8.0	
at Virginia Tech	02/02/20	*	28	1-6	.167	0-1	.000	0-0	.000	0	3	3	3.5	1	1	4	0	0	2	7.7	
DUKE	02/09/20	*	30	1-2	.500	1-1	1.000	1-2	.500	3	0	3	3.4	3	4	3	0	0	4	7.5	
at Virginia	02/13/20	*	28	1-4	.250	0-0	.000	2-2	1.000	0	2	2	3.4	4	3	3	0	2	4	7.4	
at Clemson	02/16/20	*	24	4-8	.500	3-4	.750	0-0	.000	1	4	5	3.4	1	2	0	0	3	11	7.5	
#10 NC STATE	02/20/20	*	36	0-9	.000	0-3	.000	2-4	.500	1	5	6	3.5	0	5	1	1	1	2	7.3	
at Boston College	02/23/20	*	35	2-7	.286	1-3	.333	1-2	.500	1	4	5	3.6	3	3	4	1	0	6	7.3	
at Wake Forest	02/27/20	*	30	3-5	.600	1-2	.500	0-0	.000	1	4	5	3.6	1	5	3	0	2	7	7.3	
PITTSBURGH	03/01/20	*	27	1-4	.250	0-1	.000	0-0	.000	0	4	4	3.7	2	5	1	0	1	2	7.1	
Totals			29	854	77-201	.383	17-58	.293	34-55	.618	25	81	106	3.7	40	96	72	3	33	205	7.1

Games played: 29  
Minutes/game: 29.4  
Points/game: 7.1  
FG Pct: 38.3  
3FG Pct: 29.3  
FT Pct: 61.8

Rebounds/game: 3.7  
Assists/game: 3.3  
Turnovers/game: 2.5  
Assist/turnover ratio: 1.3  
Steals/game: 1.1  
Blocks/game: 0.1

## Career Stats

Season	gp-gs	min/avg	Total		3-Point		F-Throws		Rebounds				Scoring							
			fg-fga	pct	fg-fga	pct	ft-fa	pct	off	def	tot	avg	pf	fo	ast	to	blk	stl	pts	avg
2017-18	32-32	845/26.4	99-222	.446	12-48	.250	37-55	.673	36	105	141	4.4	55	0	87	90	3	34	247	7.7
2018-19	34-14	730/21.5	50-143	.350	14-46	.304	14-23	.609	26	94	120	3.5	43	0	74	48	3	18	128	3.8
2019-20	29-29	854/29.4	77-201	.383	17-58	.293	34-55	.618	25	81	106	3.7	40	0	96	72	3	33	205	7.1
TOTAL	95-75	2429/25.6	226-566	.399	43-152	.283	85-133	.639	87	280	367	3.9	138	0	257	210	9	85	580	6.1



**G || Mykea Gray**  
Jr. || 5-4 || Upper Marlboro, Md.

- Named to the 2020 ACC All-Defensive Team
- Ranks in the top 15 in the ACC in three statistical categories:
  - Steals - 1st (2.21 spg)
  - Free Throw Percentage - 6th (.802)
  - 3-Pointers Made - 11th (1.86/game)
- Tied her career-high with 27 points against Duke, accounting for almost half of Miami's 55 points
- Has scored in double-figures in 21 games this season
- Eclipsed the 1,000-career point mark at UNC (1/16) with 21 points
- First player to post back-to-back 20-point games this season
- Leads all Canes in career 20-point games with 14 (four this season)
- Tallied the first block of her career against Wake Forest (12/29)



## PLAYER HIGHS

### Minutes

19-20 ..... 36, 2x, last at UNC (1/16/20)  
Career... 37, 2x, last at Florida St. (1/31/19)

### Points

19-20 ..... 27, vs. Duke (2/9/20)  
Career..... 27, 2x, last vs. Duke (2/9/20)

### Rebounds

19-20 ..... 6, at UNC (1/16/20)  
Career..... 7, vs. NC State (2/8/18)

### Assists

19-20 ..... 6, vs. Clemson (1/23/20)  
Career..... 6, 3x, last vs. Clemson (1/23/20)

### Steals

19-20 ..... 6, at Florida St. (1/26/20)  
Career..... 6, at Florida St. (1/26/20)

### Blocks

19-20 ..... 1, vs. Wake Forest (12/29/19)  
Career..... 1, vs. Wake Forest (12/29/19)

### Field Goals Made

19-20 ..... 9, vs. Duke (2/9/20)  
Career..... 9, 2x, last vs. Duke (2/9/20)

### Field Goals Attempted

19-20 ..... 21, vs. Duke (2/9/20)  
Career..... 21, vs. Duke (2/9/20)

### 3-Point Field Goals Made

19-20 ..... 5, 2x, last vs. Duke (2/9/20)  
Career..... 6, at Virginia Tech (2/21/19)

### 3-Point Field Goals Attempted

19-20 ..... 12, vs. Duke (2/9/20)  
Career..... 12, vs. Duke (2/9/20)

### Free Throws Made

19-20 .. 7, 4x, last vs. Georgia Tech (1/30/20)  
Career.. 10, 2x, last vs. Boston College (1/27/19)

### Free Throws Attempted

19-20 ..... 9, vs. Washington St (12/21/19)  
Career.. 11, 3x, last vs. Boston College (1/27/19)

### Double-Doubles

19-20 ..... N/A  
Career..... N/A

### Double-Digit Game

19-20 ..... 21  
Career..... 61

## 2019-20 game-by-game

Opponent	Date	gs	min	Total		3-Pointers		Free throws		Rebounds				Other					pts	avg	
				fg-fga	pct	3fg-fga	pct	ft-fa	pct	off	def	tot	avg	pf	a	t/o	blk	stl			
JACKSON ST.	11/10/19	*	25	4-8	.500	3-5	.600	1-2	.500	1	1	2	2.0	3	4	2	0	2	12	12.0	
NORTH FLORIDA	11/13/19	*	22	3-8	.375	2-6	.333	0-0	.000	0	2	2	2.0	1	3	2	0	1	8	10.0	
IUPUI	11/17/19	*	23	4-10	.400	1-4	.250	7-8	.875	0	2	2	2.0	3	2	2	0	1	16	12.0	
vs N.C. A&T	11/22/19	*	32	7-19	.368	3-8	.375	2-3	.667	1	1	2	2.0	4	1	2	0	5	19	13.8	
at #19/20 DePaul	11/23/19	*	21	0-5	.000	0-3	.000	0-2	.000	1	3	4	2.4	2	3	2	0	0	0	11.0	
#7/5 OREGON STATE	11/29/19	*	17	1-5	.200	0-3	.000	4-4	1.000	0	1	1	2.2	1	2	2	0	0	6	10.2	
MIAMI (OH)	11/30/19	*	26	4-11	.364	2-4	.500	0-0	.000	0	3	3	2.3	0	4	0	0	0	10	10.1	
#14/16 INDIANA	12/04/19	*	26	3-14	.214	1-5	.200	0-0	.000	0	2	2	2.3	1	0	2	0	1	7	9.8	
BINGHAMTON	12/17/19	*	28	5-16	.313	1-6	.167	4-4	1.000	2	0	2	2.2	1	5	3	0	3	15	10.3	
UNC ASHEVILLE	12/20/19	*	20	4-9	.444	1-4	.250	4-4	1.000	0	2	2	2.2	1	2	0	0	0	13	10.6	
WASHINGTON ST.	12/21/19	*	32	4-10	.400	0-1	.000	7-9	.778	1	0	1	2.1	0	2	3	0	2	15	11.0	
WAKE FOREST	12/29/19	*	35	7-12	.583	3-5	.600	0-0	.000	0	2	2	2.1	1	4	6	1	3	17	11.5	
at Georgia Tech	01/02/20	*	36	2-10	.200	2-7	.286	4-6	.667	1	2	3	2.2	2	4	2	0	4	10	11.4	
#8 FLORIDA STATE	01/05/20	*	32	7-11	.636	4-5	.800	3-5	.600	1	2	2	2.1	2	3	3	0	2	21	12.1	
#7 LOUISVILLE	01/09/20	*	23	0-6	.000	0-3	.000	3-4	.750	0	1	1	2.1	2	1	1	0	1	3	11.5	
SYRACUSE	01/12/20	*	35	6-14	.429	5-9	.556	3-4	.750	0	2	2	2.1	2	3	7	0	4	20	12.0	
at North Carolina	01/16/20	*	36	6-14	.429	2-8	.250	7-8	.875	0	6	6	2.3	3	5	4	0	0	21	12.5	
at Notre Dame	01/19/20	*	34	6-13	.462	2-5	.400	2-2	1.000	1	4	5	2.4	2	1	3	0	4	16	12.7	
CLEMSON	01/23/20	*	34	4-13	.308	2-7	.286	6-6	1.000	0	1	1	2.4	0	6	1	0	3	16	12.9	
at #14 Florida St.	01/26/20	*	34	4-15	.267	1-7	.143	3-5	.600	1	3	4	2.5	3	3	4	0	6	12	12.9	
GEORGIA TECH	01/30/20	*	35	4-15	.267	1-5	.200	7-8	.875	0	2	2	2.4	1	2	3	0	5	16	13.0	
at Virginia Tech	02/02/20	*	19	0-9	.000	0-5	.000	0-0	.000	1	1	2	2.4	3	1	1	0	2	0	12.4	
DUKE	02/09/20	*	34	9-21	.429	5-12	.417	4-5	.800	1	3	4	2.5	4	2	7	0	5	27	13.0	
at Virginia	02/13/20	*	30	5-12	.417	4-10	.400	0-0	.000	0	2	2	2.5	2	4	8	0	1	14	13.1	
at Clemson	02/16/20	*	35	5-14	.357	3-9	.333	4-5	.800	0	5	5	2.6	0	4	3	0	1	17	13.2	
#10 NC STATE	02/20/20	*	31	4-14	.286	1-5	.200	2-2	1.000	0	3	3	2.6	4	3	3	0	3	11	13.2	
at Boston College	02/23/20	*	29	2-6	.333	0-2	.000	0-0	.000	1	2	3	2.6	2	2	5	0	1	4	12.8	
at Wake Forest	02/27/20	*	24	2-4	.500	1-1	1.000	3-4	.750	0	1	1	2.5	0	4	1	0	2	8	12.6	
PITTSBURGH	03/01/20	*	26	5-12	.417	4-7	.571	5-6	.833	0	3	3	2.6	1	4	2	0	2	19	12.9	
Totals			29	834	117-330	.355	54-161	.335	85-106	.802	13	61	74	2.6	51	84	88	1	64	373	12.9

Games played: 29  
Minutes/game: 28.8  
Points/game: 12.9  
FG Pct: 35.5  
3FG Pct: 33.5  
FT Pct: 80.2

Rebounds/game: 2.6  
Assists/game: 2.9  
Turnovers/game: 3.0  
Assist/turnover ratio: 1.0  
Steals/game: 2.2  
Blocks/game: 0.0

## Career Stats

Season	gp-gs		min/avg	Total		3-Point		F-Throws		Rebounds				Scoring										
	gp	gs		fg-fga	pct	fg-fga	pct	ft-fa	pct	off	def	tot	avg	pf	fo	ast	to	blk	stl	pts	avg			
2017-18	32	32	830/25.9	121	335	.361	48	152	.316	83	111	.748	8	44	52	1.6	74	0	74	86	0	45	373	11.7
2018-19	34	34	953/28.0	135	337	.401	61	176	.347	98	126	.778	7	63	70	2.1	71	0	76	97	1	41	429	12.6
2019-20	29	29	834/28.8	117	330	.355	54	161	.335	85	106	.802	13	61	74	2.6	51	0	84	88	1	64	373	12.9
TOTAL	95	95	2617/27.5	373	1002	.372	163	489	.333	266	343	.776	28	168	196	2.1	196	0	234	271	2	150	1175	12.4



**G || Iggy Allen**  
R-Jr. || 5-9 || Pompano Beach, Fla.

- Scored a season-high nine points to go along with five rebounds against Louisville (1/9)
- Transferred from Mississippi State University after fall semester in 2018
- Redshirted in 2017-18 due to injury suffered in preseason practice
- Played in 20 games in 2016-17, helping the Bulldogs to the NCAA finals
- Ranked by ProspectsNation.com as a four-star recruit, as well as the No. 43 overall player in the class
- Finished as a Florida Dairy Farmers 6A Player of the Year finalist as a senior
- Aided her team to a 31-2 record, a 5A state title and an appearance in the Dick's Sporting Goods High School Nationals title game at Madison Square Garden
- Has a sister, Alicia Mardis, who plays basketball at Arkansas Tech

**12**

### PLAYER HIGHS

**Minutes**  
19-20 ..... 20, vs. Louisville (1/9/20)  
Career..... 20, vs. Louisville (1/9/20)

**Points**  
19-20 ..... 9, vs. Louisville (1/9/20)  
Career... 14, vs. San Jose State (11/26/16)\*

**Rebounds**  
19-20 ..... 5, vs. Louisville (1/9/20)  
Career..... 6, vs. Villanova (11/11/16)\*

**Assists**  
19-20 ..... 3, vs. UNCA (12/20/19)  
Career..... 3, 2x, last vs. UNCA (12/20/19)

**Steals**  
19-20 ..... 2, 2x, last at Georgia Tech (2/2/20)  
Career... 3, vs. Northwestern St (12/28/16)\*

**Blocks**  
19-20 ..... N/A  
Career..... N/A

**Field Goals Made**  
19-20 ..... 4, vs. Louisville (1/9/20)  
Career..... 7, vs. San Jose State (11/26/16)\*

**Field Goals Attempted**  
19-20 ..... 9, vs. Louisville (1/9/20)  
Career..... 9, 2x, last vs. Louisville (1/9/20)

**3-Point Field Goals Made**  
19-20 ..... 1, vs. Louisville (1/9/20)  
Career... 2, 2x, last vs. Oregon St (11/29/19)

**3-Point Field Goals Attempted**  
19-20 ..... 3, vs. Louisville (1/9/20)  
Career..... 3, vs. Louisville (1/9/20)

**Free Throws Made**  
19-20 ..... 1, vs. UNCA (12/20/19)  
Career... 3, vs. Northwestern St (12/28/16)\*

**Free Throws Attempted**  
19-20 ..... 2, 2x, last vs. Louisville (1/9/20)  
Career... 4, vs. Northwestern St (12/28/16)\*

**Double-Doubles**  
19-20 ..... N/A  
Career..... N/A

**Double-Digit Game**  
19-20 ..... N/A  
Career..... 2

2019-20 game-by-game

Opponent	Date	gs	min	Total		3-Pointers		Free throws		Rebounds				pf	a	t/o	blk	stl	pts	avg
				fg-fga	pct	3fg-fga	pct	ft-fa	pct	off	def	tot	avg							
BINGHAMTON	12/17/19	7	0-3	.000	0-0	.000	0-0	.000	0	0	0	0.0	1	0	0	0	0	0	0	0.0
UNC ASHEVILLE	12/20/19	14	1-3	.333	0-0	.000	1-2	.500	1	1	2	1.0	1	3	1	0	1	3	1.5	
WASHINGTON ST.	12/21/19	dnp	-	-	-	-	-	-	-	-	-	-	-	-	-	-	-	-	-	
WAKE FOREST	12/29/19	5	0-0	.000	0-0	.000	0-0	.000	0	0	0	0.7	1	0	0	0	0	0	1.0	
#8 FLORIDA STATE	01/05/20	11	0-1	.000	0-0	.000	0-0	.000	2	2	4	1.5	2	0	2	0	2	0	0.8	
#7 LOUISVILLE	01/09/20	20	4-9	.444	1-3	.333	0-2	.000	3	2	5	2.2	1	0	2	0	1	9	2.4	
SYRACUSE	01/12/20	11	1-1	1.000	0-0	.000	2-2	1.000	1	1	2	2.2	1	1	1	0	0	4	2.7	
at North Carolina	01/16/20	12	1-4	.250	0-1	.000	0-0	.000	1	0	1	2.0	2	0	2	0	0	2	2.6	
at #14 Florida St.	01/26/20	7	0-0	.000	0-0	.000	0-0	.000	2	0	2	2.0	3	0	1	0	0	0	2.3	
GEORGIA TECH	01/30/20	1	0-0	.000	0-0	.000	0-0	.000	0	0	0	1.8	0	0	0	0	0	0	2.0	
at Virginia Tech	02/02/20	10	0-2	.000	0-0	.000	1-2	.500	1	1	2	1.8	2	0	2	0	2	1	1.9	
at Virginia	02/13/20	9	2-3	.667	0-0	.000	0-0	.000	0	0	0	1.6	1	1	1	0	0	4	2.1	
at Clemson	02/16/20	2	0-1	.000	0-0	.000	0-0	.000	0	0	0	1.5	0	0	1	0	0	0	1.9	
Totals		0	109	9-27	.333	1-4	.250	4-8	500	11	7	18	1.5	15	5	13	0	6	23	1.9

Games played: 12  
Minutes/game: 9.1  
Points/game: 1.9  
FG Pct: 33.3  
3FG Pct: 25.0  
FT Pct: 50.0

Rebounds/game: 1.5  
Assists/game: 0.4  
Turnovers/game: 1.1  
Assist/turnover ratio: 0.4  
Steals/game: 0.5

Career Stats

Season	gp-gs	min/avg	Total		3-Point		F-Throws		Rebounds				Scoring							
			fg-fga	pct	fg-fga	pct	ft-fa	pct	off	def	tot	avg	pf	fo	ast	to	blk	stl	pts	avg
2016-17*	20-0	111/5.6	22-46	.478	0-1	.000	9-14	.643	8	9	17	0.9	13	0	9	16	0	8	53	2.7
2019-20	12-0	109/9.1	9-27	.333	1-4	.250	4-8	.500	11	7	18	1.5	15	0	5	13	0	6	23	1.9
TOTAL	12-0	109/9.1	9-27	.333	1-4	.250	4-8	.500	11	7	18	1.5	15	0	5	13	0	6	23	1.9
All*	32-0	220/6.9	31-73	.425	1-5	.200	13-22	.591	19	16	35	1.1	28	0	14	29	0	14	76	2.4





**G || Taylor Mason**  
Jr. || 5-9 || Decatur, Ga.

- Leads all Miami bench players in points per game (4.8), minutes per game (18.7) and assists per game (1.1)
- Poured in a career-high four 3-pointers (4-of-4) at Clemson (2/16), setting a new season-high in scoring (12)
- Has knocked down a bucket in 19 of 23 games played this season
- Tabbed by espnW HoopGurlz as a four-star prospect and the nation's No. 66 recruit
- Teammate of Diamond DeShields as a freshman
- Won the 2016 Nike EYBL title with Team Elite
- Older brother, Nate, played basketball at Minnesota and was a First Team All-Big Ten pick in 2016-17

**13**

**PLAYER HIGHS**

**Minutes**  
19-20 ..... 28, at Virginia Tech (2/2/20)  
Career...28, 2x, last at Virginia Tech (2/2/20)

**Points**  
19-20 ..... 15, at Boston College (2/23/20)  
Career.....15, at Boston College (2/23/20)

**Rebounds**  
19-20 ..... 5, 2x, last vs. Pitt (3/1/20)  
Career.....7, at Georgia Tech (2/22/18)

**Assists**  
19-20 ..... 3, 3x, last at Clemson (2/16/20)  
Career...5, 2x, last vs. Florida A&M (12/28/18)

**Steals**  
19-20 ..... 3, vs. Washington St. (12/21/19)  
Career..... 3, vs. Washington St. (12/21/19)

**Blocks**  
19-20.. 1, 3x, last at Boston College (2/23/20)  
Career.. 1, 3x, last at Boston College (2/23/20)

**Field Goals Made**  
19-20 .. 4, 3x, last at Boston College (2/23/20)  
Career.. 4, 4x, last at Boston College (2/23/20)

**Field Goals Attempted**  
19-20 ..... 14, at Virginia Tech (2/2/20)  
Career..... 14, at Virginia Tech (2/2/20)

**3-Point Field Goals Made**  
19-20 ..... 4, at Clemson (2/16/20)  
Career..... 4, at Clemson (2/16/20)

**3-Point Field Goals Attempted**  
19-20 ..... 7, at Virginia Tech (2/2/20)  
Career..... 7, at Virginia Tech (2/2/20)

**Free Throws Made**  
19-20 ..... 6, vs. Miami (OH) (11/30/19)  
Career..... 6, vs. Miami (OH) (11/30/19)

**Free Throws Attempted**  
19-20.. 7, 2x, last at Boston College (2/23/20)  
Career.. 7, 2x, last at Boston College (2/23/20)

**Double-Doubles**  
19-20 ..... N/A  
Career..... N/A

**Double-Digit Game**  
19-20 ..... 3  
Career..... 5

**2019-20 game-by-game**

Opponent	Date	gs	min	Total		3-Pointers		Free throws		Rebounds				pf	a	t/o	blk	stl	pts	avg
				fg-fga	pct	3fg-fga	pct	ft-fa	pct	off	def	tot	avg							
JACKSON ST.	11/10/19		dnp	-	-	-	-	-	-	-	-	-	-	-	-	-	-	-	-	-
NORTH FLORIDA	11/13/19	19	19	4-7	.571	0-1	.000	0-1	.000	0	1	1	1.0	1	2	1	0	0	8	8.0
IUPUI	11/17/19	19	19	1-2	.500	0-1	.000	2-2	1.000	0	1	1	1.0	1	1	2	0	2	4	6.0
vs N.C. A&T	11/22/19	20	14	2-50	.000	0-0	.000	2-2	1.000	0	0	0	0.7	2	1	4	0	1	4	5.3
at #19/20 DePaul	11/23/19	16	16	1-3	.333	0-0	.000	1-2	.500	0	0	0	0.5	0	0	3	0	0	3	4.8
#7/5 OREGON STATE	11/29/19	16	16	3-4	.750	2-2	1.000	1-2	.500	0	1	1	0.6	1	1	2	0	2	9	5.6
MIAMI (OH)	11/30/19	20	20	2-5	.400	0-2	.000	6-7	.857	1	3	4	1.2	1	3	3	1	0	10	6.3
#14/16 INDIANA	12/04/19	26	26	3-10	.300	0-1	.000	0-0	.000	1	3	4	1.6	3	0	0	0	1	6	6.3
BINGHAMTON	12/17/19	17	17	2-5	.400	1-2	.500	0-0	.000	0	2	2	1.6	0	0	0	0	0	5	6.1
UNC ASHEVILLE	12/20/19	17	17	1-3	.333	0-1	.000	0-0	.000	0	2	2	1.7	1	2	0	0	0	2	5.7
WASHINGTON ST.	12/21/19	22	22	0-3	.000	0-0	.000	0-0	.000	0	2	2	1.7	2	2	0	0	3	0	5.1
WAKE FOREST	12/29/19	11	12	1-2	.500	0-1	.000	0-0	.000	0	0	0	1.5	1	0	2	0	1	2	4.8
at Georgia Tech	01/02/20	18	18	3-6	.500	1-3	.333	0-0	.000	0	4	4	1.8	0	2	0	0	0	7	5.0
#8 FLORIDA STATE	01/05/20	21	16	1-6	.167	0-2	.000	0-0	.000	1	1	2	1.8	2	0	1	0	0	2	4.8
#7 LOUISVILLE	01/09/20	21	18	1-8	.125	0-2	.000	1-2	.500	0	5	5	2.0	1	0	0	0	0	3	4.6
SYRACUSE	01/12/20	25	25	2-5	.400	1-3	.333	0-0	.000	1	3	4	2.1	2	3	0	0	1	5	4.7
at North Carolina	01/16/20	14	16	1-6	.167	0-3	.000	1-2	.500	1	0	1	2.1	0	0	2	0	1	3	4.6
at Notre Dame	01/19/20	24	15	2-00	.000	0-2	.000	2-2	1.000	1	1	2	2.1	1	1	0	1	0	4	4.5
CLEMSON	01/23/20	10	0-3	.000	0-2	.000	0-0	.000	0	0	0	1.9	0	1	0	0	0	0	4.3	
at #14 Florida St.	01/26/20	4	0-0	.000	0-0	.000	0-0	.000	0	1	1	1.9	2	0	0	0	0	0	4.1	
GEORGIA TECH	01/30/20	12	1-1	1.000	0-0	.000	3-4	.750	0	0	0	1.8	0	1	1	0	0	5	4.1	
at Virginia Tech	02/02/20	28	2-14	.143	2-7	.286	2-2	1.000	1	0	1	1.8	2	2	4	0	0	8	4.3	
DUKE	02/09/20	9	0-2	.000	0-2	.000	0-0	.000	0	0	0	1.7	0	0	2	0	0	0	4.1	
at Clemson	02/16/20	23	4-5	.800	4-4	1.000	0-0	.000	0	1	1	1.7	0	3	0	0	1	12	4.4	
#10 NC STATE	02/20/20	25	0-4	.000	0-2	.000	1-2	.500	1	2	3	1.7	3	0	0	0	1	1	4.3	
at Boston College	02/23/20	24	4-8	.500	2-4	.500	5-7	.714	0	1	1	1.7	3	0	1	1	1	15	4.7	
at Wake Forest	02/27/20	25	3-10	.300	0-3	.000	1-4	.250	1	3	4	1.8	2	2	0	0	1	7	4.8	
PITTSBURGH	03/01/20	*	20	1-3	.333	1-1	1.000	2-2	1.000	2	3	5	1.9	2	2	2	0	1	5	4.8
Totals		1	506	43-134	.321	14-51	.275	30-43	.698	11	40	51	1.9	33	29	32	3	17	130	4.8

Games played: 27  
Minutes/game: 18.7  
Points/game: 4.8  
FG Pct: 32.1  
3FG Pct: 27.5  
FT Pct: 69.8

Rebounds/game: 1.9  
Assists/game: 1.1  
Turnovers/game: 1.2  
Assist/turnover ratio: 0.9  
Steals/game: 0.6  
Blocks/game: 0.1

**Career Stats**

Season	gp-gs	min/avg	Total		3-Point		F-Throws		Rebounds				Scoring							
			fg-fga	pct	fg-fga	pct	ft-fa	pct	off	def	tot	avg	pf	fo	ast	to	blk	stl	pts	avg
2017-18	32-0	398/12.4	26-79	.329	4-15	.267	22-37	.595	16	30	46	1.4	34	0	23	26	0	13	78	2.4
2018-19	34-0	544/16.0	31-100	.310	8-36	.222	34-45	.756	22	45	67	2.0	45	0	41	32	1	11	104	3.1
2019-20	27-1	506/18.7	43-134	.321	14-51	.275	30-43	.698	11	40	51	1.9	33	0	29	32	3	17	130	4.8
TOTAL	93-1	1448/15.6	100-313	.319	26-102	.255	86-125	.688	49	115	164	1.8	112	0	93	90	4	41	312	3.4



**F || Jamir Huston**  
So. || 6-0 || Cleveland, Ohio

- Tied her career-highs with four made field goals and three steals in a career-high 35 minutes against Georgia Tech (1/30)
- Eclipsed the double-digit rebound mark for the second time in her career (1/30)
- Set a career-high in rebounds with 13 against Miami (OH) (11/30/19), her first double-digit rebound game of her career
- Tabbed as a three-star recruit and the No. 14 wing prospect in the nation by espnW HoopGurlz
- Averaged 20.4 points, 11.5 rebounds, 2.2 assists and 4.1 steals as a senior
- Helped lead her AAU team, Sports City U, to the championship game of the U.S. Junior Nationals U17 National Championship in July 2018
- Cousin, Denzel Ward, plays for the Cleveland Browns and was the fourth pick in the 2018 NFL Draft

**15**

**PLAYER HIGHS**

**Minutes**  
19-20 ..... 35, vs. Georgia Tech (1/30/20)  
Career..... 35, vs. Georgia Tech (1/30/20)

**Points**  
19-20 .. 8, 2x, last vs. Georgia Tech (1/30/20)  
Career..... 10, vs. Florida A&M (12/28/18)

**Rebounds**  
19-20 ..... 13, vs. Miami (OH) (11/30/19)  
Career..... 13, vs. Miami (OH) (11/30/19)

**Assists**  
19-20 ..... 3, vs. Georgia Tech (1/30/20)  
Career..... 4, vs. Alabama (12/21/18)

**Steals**  
19-20 ..... 3, at Georgia Tech (2/2/20)  
Career..... 3, at Georgia Tech (2/2/20)

**Blocks**  
19-20 ..... 2, vs. NC A&T (11/22/19)  
Career..... 3, vs. UMES (12/16/18)

**Field Goals Made**  
19-20 ..... 4, vs. Georgia Tech (1/30/20)  
Career.. 4, 2x, last vs. Georgia Tech (1/30/20)

**Field Goals Attempted**  
19-20 .. 8, 2x, last vs. Georgia Tech (1/30/20)  
Career.. 8, 2x, last vs. Georgia Tech (1/30/20)

**3-Point Field Goals Made**  
19-20 ..... 1, vs. Binghamton (12/17/19)  
Career..... 1, vs. Binghamton (12/17/19)

**3-Point Field Goals Attempted**  
19-20 ..... 1, 3x, last vs. Clemson (1/23/20)  
Career..... 1, 3x, last vs. Clemson (1/23/20)

**Free Throws Made**  
19-20 ..... 4, vs. Indiana (12/4/19)  
Career..... 4, 2x, last vs. Indiana (12/4/19)

**Free Throws Attempted**  
19-20 ..... 6, vs. Indiana (12/4/19)  
Career..... 6, 3x, last vs. Indiana (12/4/19)

**Double-Doubles**  
19-20 ..... N/A  
Career..... N/A

**Double-Digit Game**  
19-20 ..... N/A  
Career..... 1

**2019-20 game-by-game**

Opponent	Date	gs	min	Total		3-Pointers		Free throws		Rebounds				pf	a	t/o	blk	stl	pts	avg	
				fg-fga	pct	3fg-fga	pct	ft-fa	pct	off	def	tot	avg								
JACKSON ST.	11/10/19	*	9	3-4	.750	0-0	.000	0-1	.000	3	2	5	5.0	4	0	0	0	0	6	6.0	
NORTH FLORIDA	11/13/19	*	14	0-4	.000	0-0	.000	0-0	.000	2	2	4	4.5	2	1	1	0	1	0	3.0	
IUPUI	11/17/19	*	13	0-1	.000	0-0	.000	0-0	.000	1	1	2	3.7	0	0	2	0	0	2.0		
vs N.C. A&T	11/22/19		11	0-1	.000	0-1	.000	0-0	.000	2	0	2	3.3	2	0	2	2	0	1.5		
at #19/20 DePaul	11/23/19		11	2-3	.667	0-0	.000	0-0	.000	3	2	5	3.6	3	0	0	0	0	4.2		
#7/5 OREGON STATE	11/29/19		18	0-0	.000	0-0	.000	1-2	.500	3	1	4	3.7	1	0	0	0	0	1.8		
MIAMI (OH)	11/30/19		17	2-3	.667	0-0	.000	0-2	.000	2	11	13	5.0	0	1	2	0	0	4.2		
#14/16 INDIANA	12/04/19		14	0-1	.000	0-0	.000	4-6	.667	5	3	8	5.4	4	1	2	0	1	4.2		
BINGHAMTON	12/17/19	*	18	3-5	.600	1-1	1.000	0-0	.000	3	6	9	5.8	2	1	3	0	3	7.2		
UNC ASHEVILLE	12/20/19	*	18	1-1	1.000	0-0	.000	0-0	.000	3	2	5	5.7	2	2	0	1	1	2.8		
WASHINGTON ST.	12/21/19	*	25	3-6	.500	0-0	.000	2-5	.400	3	2	5	5.6	3	0	1	0	1	8.3		
WAKE FOREST	12/29/19	*	18	0-4	.000	0-0	.000	1-2	.500	1	4	5	5.6	3	2	0	0	2	1.3		
at Georgia Tech	01/02/20	*	23	2-5	.400	0-0	.000	0-0	.000	1	5	6	5.6	2	0	0	0	0	4.3		
#8 FLORIDA STATE	01/05/20	*	12	3-4	.750	0-0	.000	1-2	.500	1	0	1	5.3	4	0	0	0	1	7.3		
#7 LOUISVILLE	01/09/20	*	11	0-1	.000	0-0	.000	0-2	.000	2	0	2	5.1	2	0	2	0	0	3.2		
SYRACUSE	01/12/20		17	3-3	1.000	0-0	.000	2-4	.500	2	0	2	4.9	3	0	2	1	1	8.3		
at North Carolina	01/16/20		3	0-2	.000	0-0	.000	0-0	.000	1	2	3	4.8	2	0	0	0	0	3.3		
at Notre Dame	01/19/20		17	1-5	.200	0-0	.000	0-0	.000	2	1	3	4.7	1	0	3	0	0	2.3		
CLEMSON	01/23/20		21	3-8	.375	0-1	.000	0-0	.000	3	1	4	4.6	3	0	1	1	0	6.3		
at #14 Florida St.	01/26/20		12	1-3	.333	0-0	.000	0-0	.000	0	0	0	4.4	2	0	0	0	0	2.3		
GEORGIA TECH	01/30/20		35	4-8	.500	0-0	.000	0-2	.000	6	4	10	4.7	2	3	2	0	3	8.3		
at Virginia Tech	02/02/20		21	1-5	.200	0-0	.000	1-2	.500	3	4	7	4.8	1	2	3	0	4	3.5		
DUKE	02/09/20		25	1-4	.250	0-0	.000	0-0	.000	0	4	4	4.7	2	1	1	0	1	2.3		
at Virginia	02/13/20		13	0-1	.000	0-0	.000	0-0	.000	0	0	0	4.5	2	1	2	1	0	3.3		
at Clemson	02/16/20		21	1-3	.333	0-0	.000	0-2	.000	2	1	3	4.5	4	0	0	0	1	2.3		
#10 NC STATE	02/20/20		10	0-0	.000	0-0	.000	0-0	.000	0	0	0	4.3	2	0	0	0	0	3.1		
at Boston College	02/23/20		11	0-0	.000	0-0	.000	0-2	.000	0	4	4	4.3	4	0	2	0	1	3.0		
at Wake Forest	02/27/20		6	0-0	.000	0-0	.000	0-0	.000	0	0	0	4.1	0	0	1	0	1	2.9		
PITTSBURGH	03/01/20		10	0-1	.000	0-0	.000	0-2	.000	2	2	4	4.1	0	0	0	0	0	2.8		
<b>Totals</b>			10	454	34-86	.395	1-3	.333	12-36	.333	56	64	120	4.1	62	15	32	6	22	81	2.8

Games played: 29  
Minutes/game: 15.7  
Points/game: 2.8  
FG Pct: 39.5  
3FG Pct: 33.3  
FT Pct: 33.3

Rebounds/game: 4.1  
Assists/game: 0.5  
Turnovers/game: 1.1  
Assist/turnover ratio: 0.5  
Steals/game: 0.8  
Blocks/game: 0.2

**Career Stats**

Season	gp-gs	min/avg	Total		3-Point		F-Throws		Rebounds				Scoring							
			fg-fga	pct	fg-fga	pct	ft-fa	pct	off	def	tot	avg	pf	fo	ast	to	blk	stl	pts	avg
2018-19	24-0	176/7.3	15-37	.405	0-0	.000	12-25	.480	20	25	45	1.9	30	0	9	15	7	13	42	1.8
2019-20	29-10	454/15.7	34-86	.395	1-3	.333	12-36	.333	56	64	120	4.1	62	0	15	32	6	22	81	2.8
<b>TOTAL</b>	<b>53-10</b>	<b>630/11.9</b>	<b>49-123</b>	<b>.398</b>	<b>1-3</b>	<b>.333</b>	<b>24-61</b>	<b>.393</b>	<b>76</b>	<b>89</b>	<b>165</b>	<b>3.1</b>	<b>92</b>	<b>0</b>	<b>24</b>	<b>47</b>	<b>13</b>	<b>35</b>	<b>123</b>	<b>2.3</b>



G || Kelsey Marshall  
Jr. || 5-9 || Davie, Fla.

- One of the best 3-point shooters in the league, sitting 3rd in 3FG% (.371) and fourth in 3FGM (2.52/game)
- Has hit the game-tying three in two big games this season: vs. Clemson (1/23) and vs. NC State (2/20). Miami is 1-1 in those games.
- Knocked down a career-best seven 3-pointers at Virginia (2/13), sitting tied for fourth in Miami program history for most threes in a game
- Posted back-to-back 20-point games (22 vs. Clemson, 21 at Florida St.) tying her career-highs in 3-pointers (five) and field goals made (eight).
- Set a new career-high in points (22) and minutes (38) against DePaul (11/23) and was named to the Maggie Dixon Classic All-Tournament Team
- Listed by espnW HoopGurlz as a five-star prospect and the No. 44 player in the nation
- Head football coach Manny Diaz also attended Miami Country Day School

# 20

## PLAYER HIGHS

### Minutes

19-20 ..... 39, at Virginia (2/13/20)  
Career..... 39, at Virginia (2/13/20)

### Points

19-20 ..... 25, at Virginia (2/13/20)  
Career..... 25, at Virginia (2/13/20)

### Rebounds

19-20 ... 5, 2x, last vs. Wake Forest (12/29/19)  
Career... 8, 2x, last vs. Marquette (11/15/19)

### Assists

19-20 ..... 5, vs. Miami (OH) (11/30/19)  
Career..... 6, vs. Virginia Tech (2/25/18)

### Steals

19-20 ..... 3, vs. Florida St. (1/5/20)  
Career... 4, 2x, last at Wake Forest (1/6/19)

### Blocks

19-20 ..... 2, 2x, last vs. Pitt (3/1/20)  
Career..... 2, 3x, last vs. Pitt (3/1/20)

### Field Goals Made

19-20 ..... 8, 3x, last vs. Pitt (3/1/20)  
Career..... 8, 3x, last vs. Pitt (3/1/20)

### Field Goals Attempted

19-20 ..... 18, at Florida St. (1/26/20)  
Career..... 18, at Florida St. (1/26/20)

### 3-Point Field Goals Made

19-20 ..... 7, at Virginia (2/13/20)  
Career..... 7, at Virginia (2/13/20)

### 3-Point Field Goals Attempted

19-20 ..... 14, at Virginia (2/13/20)  
Career..... 14, at Virginia (2/13/20)

### Free Throws Made

19-20 ..... 7, vs. DePaul (11/23/19)  
Career..... 7, vs. DePaul (11/23/19)

### Free Throws Attempted

19-20 ..... 7, vs. DePaul (11/23/19)  
Career..... 7, vs. DePaul (11/23/19)

### Double-Doubles

19-20 ..... N/A  
Career..... N/A

### Double-Digit Game

19-20 ..... 18  
Career..... 47

## 2019-20 game-by-game


Opponent	Date	gs	min	Total		3-Pointers		Free throws		Rebounds				pf	a	t/o	blk	stl	pts	avg	
				fg-fga	pct	3fg-fga	pct	ft-fa	pct	off	def	tot	avg								
JACKSON ST.	11/10/19	*	31	6-11	.545	4-7	.571	2-2	1.000	1	3	4	4.0	1	4	4	1	1	18	18.0	
NORTH FLORIDA	11/13/19	*	27	6-11	.545	4-9	.444	0-2	.000	0	4	4	4.0	3	1	2	0	2	16	17.0	
IUPUI	11/17/19	*	32	3-9	.333	2-5	.400	0-0	.000	0	5	5	4.3	3	4	1	0	1	8	14.0	
vs N.C. A&T	11/22/19	*	25	4-13	.308	2-9	.222	0-1	.000	1	1	2	3.8	4	3	3	1	2	10	13.0	
at #19/20 DePaul	11/23/19	*	38	6-13	.462	3-8	.375	7-7	1.000	0	5	5	4.0	2	2	4	0	0	22	14.8	
#7/5 OREGON STATE	11/29/19	*	32	1-8	.125	0-5	.000	1-1	1.000	1	1	2	3.7	0	2	1	0	1	3	12.8	
MIAMI (OH)	11/30/19	*	21	1-7	.143	1-6	.167	0-0	.000	1	2	3	3.6	0	5	2	0	0	3	11.4	
#14/16 INDIANA	12/04/19	*	22	0-2	.000	0-2	.000	0-0	.000	0	2	2	3.4	1	1	2	0	0	0	10.0	
BINGHAMTON	12/17/19	*	23	4-9	.444	3-8	.375	0-0	.000	0	2	2	3.2	4	3	1	0	0	11	10.1	
UNC ASHEVILLE	12/20/19	*	21	3-5	.600	3-5	.600	2-2	1.000	0	1	1	3.0	2	2	1	0	0	11	10.2	
WASHINGTON ST.	12/21/19	*	29	6-14	.429	4-8	.500	2-2	1.000	0	3	3	3.0	1	2	0	0	0	18	10.9	
WAKE FOREST	12/29/19	*	20	5-11	.455	2-6	.333	0-0	.000	0	5	5	3.2	1	3	0	2	0	12	11.0	
at Georgia Tech	01/02/20	*	32	6-12	.500	2-7	.286	0-0	.000	0	0	0	2.9	4	2	3	0	2	14	11.2	
#8 FLORIDA STATE	01/05/20	*	20	1-5	.200	0-3	.000	1-2	.500	0	0	0	2.7	1	2	3	0	3	3	10.6	
#7 LOUISVILLE	01/09/20	*	12	1-7	.143	1-5	.200	0-0	.000	0	1	1	2.6	2	2	1	1	1	3	10.1	
SYRACUSE	01/12/20	*	34	7-14	.500	2-6	.333	3-4	.750	0	3	3	2.6	1	4	2	0	2	19	10.7	
at North Carolina	01/16/20	*	32	2-10	.200	1-8	.125	0-0	.000	0	1	1	2.5	3	2	2	0	2	5	10.4	
at Notre Dame	01/19/20	*	24	4-10	.400	2-5	.400	0-0	.000	0	0	0	2.4	1	3	1	0	0	10	10.3	
CLEMSON	01/23/20	*	35	8-12	.667	5-8	.625	1-3	.333	0	1	1	2.3	1	2	2	0	2	22	10.9	
at #14 Florida St.	01/26/20	*	31	8-18	.444	5-11	.455	0-2	.000	1	1	2	2.3	5	3	1	0	1	21	11.5	
GEORGIA TECH	01/30/20	*	33	3-10	.300	1-5	.200	0-0	.000	0	4	4	2.4	2	3	2	0	1	7	11.2	
at Virginia Tech	02/02/20	*	10	0-4	.000	0-3	.000	0-0	.000	0	1	1	2.3	2	0	2	0	0	0	10.7	
DUKE	02/09/20	*	28	1-5	.200	0-2	.000	3-3	1.000	0	4	4	2.4	2	2	3	0	0	5	10.5	
at Virginia	02/13/20	*	39	7-15	.467	7-14	.500	4-5	.800	0	3	3	2.4	5	4	3	1	1	25	11.1	
at Clemson	02/16/20	*	26	4-9	.444	3-7	.429	2-3	.667	0	1	1	2.4	3	1	2	0	0	13	11.2	
#10 NC STATE	02/20/20	*	28	2-9	.222	2-6	.333	1-2	.500	0	2	2	2.3	1	3	1	0	1	7	11.0	
at Boston College	02/23/20	*	37	4-12	.333	3-9	.333	2-2	1.000	0	2	2	2.3	2	2	3	0	2	13	11.1	
at Wake Forest	02/27/20	*	34	6-12	.500	6-11	.545	0-0	.000	1	1	2	2.3	2	1	3	0	0	18	11.3	
PITTSBURGH	03/01/20		25	8-12	.667	5-9	.556	0-0	.000	0	2	2	2.3	1	1	2	2	0	21	11.7	
Totals			28	801	117-289	.405	73-197	.371	31-43	.721	6	61	67	2.3	60	69	57	8	25	338	11.7

Games played: 29  
Minutes/game: 27.6  
Points/game: 11.7  
FG Pct: 40.5  
3FG Pct: 37.1  
FT Pct: 72.1

Rebounds/game: 2.3  
Assists/game: 2.4  
Turnovers/game: 2.0  
Assist/turnover ratio: 1.2  
Steals/game: 0.9  
Blocks/game: 0.3

## Career Stats

Season	gp-gs	min/avg	Total		3-Point		F-Throws		Rebounds				Scoring							
			fg-fga	pct	fg-fga	pct	ft-fa	pct	off	def	tot	avg	pf	fo	ast	to	blk	stl	pts	avg
2017-18	31-0	599/19.3	80-221	.362	51-155	.329	37-50	.740	11	57	68	2.2	49	0	39	49	1	25	248	8.0
2018-19	34-20	788/23.2	95-248	.383	67-177	.379	11-18	.611	8	71	79	2.3	66	1	59	49	5	25	268	7.9
2019-20	29-28	801/27.6	117-289	.405	73-197	.371	31-43	.721	6	61	67	2.3	60	2	69	57	8	25	338	11.7
TOTAL	94-48	2188/23.3	292-758	.385	191-529	.361	79-111	.712	25	189	214	2.3	175	3	167	155	14	75	854	9.1



**F || Brianna Jackson**  
Fr. || 6-3 || Virginia Beach, Va.

- Started 16 games as a freshman, stepping up after Beatrice Mompremier missed time due to injury
- Ranks sixth in the ACC in blocked shots (1.31 per game), a number that increases to 1.75 (third in ACC) in conference games only
- Had a career outing against No. 8/8 Florida State with her first career double-double (14 points, 10 rebounds) and a career-high three steals
- Checks in as the No. 92 prospect in the nation according to HoopGuriz
- Named the Virginia Class 5 State Player of the Year
- Helped Princess Anne to the Class 5A State Championship title, recording 23 points, 16 rebounds and five blocks in the game
- Averaged 13.2 points, 10.1 rebounds and 2.8 blocks as a senior
- Won the state title all four years of high school

**21**

## PLAYER HIGHS

### Minutes

19-20 .....32, at Florida St (1/26/20)  
Career.....32, at Florida St (1/26/20)

### Points

19-20 ..... 14, vs. Florida State (1/5/20)  
Career..... 14, vs. Florida State (1/5/20)

### Rebounds

19-20 ..... 10, vs. Florida State (1/5/20)  
Career..... 10, vs. Florida State (1/5/20)

### Assists

19-20 ..... 2, 2x, last at Clemson (2/16/20)  
Career..... 2, 2x, last at Clemson (2/16/20)

### Steals

19-20 ..... 4, vs. NC State (2/20/20)  
Career..... 4, vs. NC State (2/20/20)

### Blocks

19-20 ..... 5, at Florida St (1/26/20)  
Career..... 5, at Florida St (1/26/20)

### Field Goals Made

19-20 .. 6, 2x, last at Wake Forest (2/27/20)  
Career.. 6, 2x, last at Wake Forest (2/27/20)

### Field Goals Attempted

19-20 ..... 13, vs. Florida State (1/5/20)  
Career..... 13, vs. Florida State (1/5/20)

### 3-Point Field Goals Made

19-20 ..... 1, vs. Jackson St. (11/10/19)  
Career..... 1, vs. Jackson St. (11/10/19)

### 3-Point Field Goals Attempted

19-20 ..... 2, vs. Jackson St. (11/10/19)  
Career..... 2, vs. Jackson St. (11/10/19)

### Free Throws Made

19-20 ..... 5, vs. Louisville (1/9/20)  
Career..... 5, vs. Louisville (1/9/20)

### Free Throws Attempted

19-20 ..... 6, vs. Florida State (1/5/20)  
Career..... 6, vs. Florida State (1/5/20)

### Double-Doubles

19-20 ..... 1  
Career..... 1

### Double-Digit Game

19-20 ..... 5  
Career..... 5

## 2019-20 game-by-game

Opponent	Date	gs	min	Total		3-Pointers		Free throws		Rebounds				pf	a	t/o	blk	stl	pts	avg
				fg-fga	pct	3fg-fga	pct	ft-fga	pct	off	def	tot	avg							
JACKSON ST.	11/10/19	14	2-3	.667	1-2	.500	1-3	.333	0	4	4	4.0	2	0	1	4	2	6	6.0	
NORTH FLORIDA	11/13/19	15	2-2	1.000	0-0	.000	0-0	.000	2	4	6	5.0	3	1	0	2	2	4	5.0	
IUPUI	11/17/19	7	0-0	.000	0-0	.000	0-0	.000	1	2	3	4.3	1	0	0	0	1	0	3.3	
vs N.C. A&T	11/22/19	16	1-1	1.000	0-0	.000	0-0	.000	1	2	3	4.0	3	2	0	0	2	3.0		
at #19/20 DePaul	11/23/19	9	1-1	1.000	0-0	.000	2-2	1.000	0	0	0	3.2	3	0	0	1	1	4	3.2	
#7/5 OREGON STATE	11/29/19	14	2-3	.667	0-1	.000	2-2	1.000	1	2	3	3.2	5	0	0	0	2	6	3.7	
MIAMI (OH)	11/30/19 *	11	4-5	.800	0-0	.000	1-1	1.000	2	2	4	3.3	5	0	2	0	1	9	4.4	
#14/16 INDIANA	12/04/19 *	12	0-0	.000	0-0	.000	0-0	.000	1	4	5	3.5	2	0	1	1	0	0	3.9	
BINGHAMTON	12/17/19	9	0-1	.000	0-0	.000	0-0	.000	1	3	4	3.6	3	1	2	0	1	0	3.4	
UNC ASHEVILLE	12/20/19	12	2-4	.500	0-0	.000	0-0	.000	1	1	2	3.4	5	0	0	0	0	4	3.5	
WASHINGTON ST.	12/21/19	12	0-0	.000	0-0	.000	0-0	.000	1	2	3	3.4	0	0	0	0	0	0	3.2	
WAKE FOREST	12/29/19	12	0-1	.000	0-0	.000	0-0	.000	1	0	1	3.2	3	1	1	1	0	0	2.9	
at Georgia Tech	01/02/20	12	1-2	.500	0-1	.000	1-1	1.000	0	1	1	3.0	2	0	1	1	1	3	2.9	
#8 FLORIDA STATE	01/05/20	27	6-13	.462	0-0	.000	2-6	.333	6	4	10	3.5	4	0	1	0	3	14	3.7	
#7 LOUISVILLE	01/09/20 *	28	4-7	.571	0-1	.000	5-7	.714	5	1	6	3.7	0	0	1	4	0	13	4.3	
SYRACUSE	01/12/20 *	16	1-1	1.000	0-0	.000	2-2	1.000	2	2	4	3.7	3	0	1	3	1	4	4.3	
at North Carolina	01/16/20 *	17	1-2	.500	0-0	.000	2-3	.667	0	6	6	3.8	5	0	0	2	0	4	4.3	
at Notre Dame	01/19/20 *	7	0-0	.000	0-0	.000	0-0	.000	0	0	0	3.6	2	1	1	1	0	0	4.1	
CLEMSON	01/23/20 *	21	5-6	.833	0-0	.000	2-2	.000	3	2	5	3.7	4	0	2	1	1	10	4.4	
at #14 Florida St.	01/26/20 *	32	5-10	.500	0-1	.000	2-4	.500	0	5	5	3.8	4	0	1	5	1	12	4.8	
GEORGIA TECH	01/30/20 *	18	0-2	.000	0-0	.000	2-2	1.000	0	5	5	3.8	2	0	2	3	0	2	4.6	
at Virginia Tech	02/02/20 *	22	1-4	.250	0-0	.000	2-4	.500	5	4	9	4.0	2	1	1	2	0	4	4.6	
DUKE	02/09/20 *	17	2-5	.400	0-0	.000	0-0	.000	1	2	3	4.0	2	1	0	0	0	4	4.6	
at Virginia	02/13/20 *	28	0-2	.000	0-0	.000	0-0	.000	0	5	5	4.0	1	0	1	1	3	0	4.4	
at Clemson	02/16/20 *	24	1-5	.200	0-0	.000	1-2	.500	1	6	7	4.2	3	2	1	2	3	3	4.3	
#10 NC STATE	02/20/20 *	31	3-5	.600	0-0	.000	0-0	.000	0	7	7	4.3	3	0	4	3	4	6	4.4	
at Boston College	02/23/20 *	10	2-6	.333	0-0	.000	0-0	.000	2	4	6	4.3	4	0	1	0	0	4	4.4	
at Wake Forest	02/27/20 *	18	6-10	.600	0-0	.000	0-1	.000	3	3	6	4.4	2	0	1	1	0	12	4.6	
PITTSBURGH	03/01/20	16	3-6	.500	0-0	.000	5-6	.833	3	4	7	4.5	1	0	1	0	2	11	4.9	
Totals		16	487	55-107	.514	1-6	.167	30-48	.625	43	87	130	4.5	79	10	27	38	29	141	4.9

Games played: 29  
Minutes/game: 16.8  
Points/game: 4.9  
FG Pct: 51.4  
3FG Pct: 16.7  
FT Pct: 62.5

Rebounds/game: 4.5  
Assists/game: 0.3  
Turnovers/game: 0.9  
Assist/turnover ratio: 0.4  
Steals/game: 1.0  
Blocks/game: 1.3

## Career Stats

Season	gp-gs	min/avg	Total		3-Point		F-Throws		Rebounds				Scoring							
			fg-fga	pct	fg-fga	pct	ft-fga	pct	off	def	tot	avg	pf	fo	ast	to	blk	stl	pts	avg
2019-20	29-16	487/16.8	55-107	.514	1-6	.167	30-48	.625	43	87	130	4.5	79	4	10	27	38	29	141	4.9
TOTAL	29-16	487/16.8	55-107	.514	1-6	.167	30-48	.625	43	87	130	4.5	79	4	10	27	38	29	141	4.9



G || Yasmeen Chang  
Fr. || 5-9 || Naples, Fla.

- Recorded a career-high three assists at Virginia Tech (2/2)
- Ranked the No. 21 overall player in the nation by ASGR Basketball
- Two-time Naples Daily News Player of the Year
- Has totaled seven 20-point outings and ten 10-rebound outings this season
- Led Gulf Coast in scoring (17.5 points per game) and scored in double-figures in 20 of her 22 games as a senior
- Tallied eight games with 20-plus points in 2018-19
- Helped Gulf Coast to a 19-5 record and a regional quarterfinals appearance in the FHSAA 8A State Championship

22

### PLAYER HIGHS

**Minutes**  
19-20 ..... 18, vs. Jackson St. (11/10/19)  
Career..... 18, vs. Jackson St. (11/10/19)

**Points**  
19-20 ..... 7, 3x, last vs. Louisville (1/9/20)  
Career..... 7, 3x, last vs. Louisville (1/9/20)

**Rebounds**  
19-20 ..... 3, 2x, last vs. North Florida (11/13/19)  
Career..... 3, 2x, last vs. North Florida (11/13/19)

**Assists**  
19-20 ..... 3, at Virginia Tech (2/2/20)  
Career..... 3, at Virginia Tech (2/2/20)

**Steals**  
19-20 ..... 3, vs. NC A&T (11/22/19)  
Career..... 3, vs. NC A&T (11/22/19)

**Blocks**  
19-20 ..... 1, 2x, last vs. NC A&T (11/22/19)  
Career..... 1, 2x, last vs. NC A&T (11/22/19)

**Field Goals Made**  
19-20 ..... 3, vs. Miami (OH) (11/30/19)  
Career..... 3, vs. Miami (OH) (11/30/19)

**Field Goals Attempted**  
19-20 ..... 5, vs. North Florida (11/13/19)  
Career..... 5, vs. North Florida (11/13/19)

**3-Point Field Goals Made**  
19-20 ..... 1, vs. Louisville (1/9/20)  
Career..... 1, vs. Louisville (1/9/20)

**3-Point Field Goals Attempted**  
19-20 ..... 3, vs. Louisville (1/9/20)  
Career..... 3, vs. Louisville (1/9/20)

**Free Throws Made**  
19-20 ..... 3, vs. North Florida (11/13/19)  
Career..... 3, vs. North Florida (11/13/19)

**Free Throws Attempted**  
19-20 ..... 4, 2x, last vs. Jackson St. (11/10/19)  
Career..... 4, 2x, last vs. Jackson St. (11/10/19)

**Double-Doubles**  
19-20 ..... N/A  
Career..... N/A

**Double-Digit Game**  
19-20 ..... N/A  
Career..... N/A

### 2019-20 game-by-game

Opponent	Date	gs	min	Total		3-Pointers		Free throws		Rebounds								pts	avg	
				fg-fga	pct	3fg-fga	pct	ft-fa	pct	off	def	tot	avg	pf	a	t/o	blk			stl
JACKSON ST.	11/10/19	18	1-3	.333	0-2	.000	1-4	.250	1	2	3	3.0	2	1	5	0	0	3	3.0	
NORTH FLORIDA	11/13/19	10	2-5	.400	0-0	.000	3-4	.750	0	3	3	3.0	0	0	1	0	2	7	5.0	
IUPUI	11/17/19	4	0-1	.000	0-0	.000	0-0	.000	0	0	0	2.0	1	0	0	0	0	0	3.3	
vs N.C. A&T	11/22/19	7	0-2	.000	0-0	.000	0-0	.000	1	1	2	2.0	0	1	0	1	3	0	2.5	
at #19/20 DePaul	11/23/19	dnp	-	-	-	-	-	-	-	-	-	-	-	-	-	-	-	-	-	
#7/5 OREGON STATE	11/29/19	8	0-3	.000	0-1	.000	0-0	.000	0	0	0	1.6	2	1	1	0	1	0	2.0	
MIAMI (OH)	11/30/19	13	3-4	.750	0-0	.000	1-1	1.000	0	1	1	1.5	0	1	1	0	0	7	2.8	
#14/16 INDIANA	12/04/19	3	0-0	.000	0-0	.000	0-0	.000	0	0	0	1.3	0	0	0	0	1	0	2.4	
BINGHAMTON	12/17/19	3	0-2	.000	0-0	.000	0-0	.000	2	0	2	1.4	2	0	0	0	0	0	2.1	
UNC ASHEVILLE	12/20/19	10	0-2	.000	0-1	.000	0-0	.000	0	1	1	1.3	2	0	0	0	2	0	1.9	
WASHINGTON ST.	12/21/19	dnp	-	-	-	-	-	-	-	-	-	-	-	-	-	-	-	-	-	
#8 FLORIDA STATE	01/05/20	3	0-0	.000	0-0	.000	0-0	.000	0	0	0	1.2	0	0	1	0	0	0	1.7	
#7 LOUISVILLE	01/09/20	14	2-9	.222	1-3	.333	2-2	1.000	0	0	0	1.1	3	0	0	0	0	7	2.2	
SYRACUSE	01/12/20	6	1-2	.500	0-0	.000	0-0	.000	1	0	1	1.1	2	0	1	0	0	2	2.2	
at North Carolina	01/16/20	1	0-0	.000	0-0	.000	0-0	.000	0	0	0	1.0	0	0	2	0	0	0	2.0	
at Notre Dame	01/19/20	2	0-1	.000	0-0	.000	0-0	.000	0	0	0	0.9	0	0	0	0	0	0	1.9	
GEORGIA TECH	01/30/20	3	0-0	.000	0-0	.000	0-0	.000	0	0	0	0.9	0	0	0	0	0	0	1.7	
at Virginia Tech	02/02/20	11	0-2	.000	0-0	.000	0-0	.000	0	2	2	0.9	2	3	0	0	0	0	1.6	
at Wake Forest	02/27/20	1	0-0	.000	0-0	.000	0-0	.000	0	0	0	0.9	0	0	0	0	0	0	1.5	
PITTSBURGH	03/01/20	10	0-4	.000	0-0	.000	0-0	.000	0	1	1	0.9	3	0	0	0	0	0	1.4	
Totals		0	127	9-40	.225	1-7	.143	7-11	.636	5	11	16	0.9	19	7	12	1	9	26	1.4

Games played: 18  
Minutes/game: 7.1  
Points/game: 1.4  
FG Pct: 22.5  
3FG Pct: 14.3  
FT Pct: 63.6

Rebounds/game: 0.9  
Assists/game: 0.4  
Turnovers/game: 0.7  
Assist/turnover ratio: 0.6  
Steals/game: 0.5  
Blocks/game: 0.1

### Career Stats

Season	gp-gs	min/avg	Total		3-Point		F-Throws		Rebounds				Scoring							
			fg-fga	pct	fg-fga	pct	ft-fa	pct	off	def	tot	avg	pf	fo	ast	to	blk	stl	pts	avg
2019-20	18-0	127/7.1	9-40	.225	1-7	.143	7-11	.636	5	11	16	0.9	19	0	7	12	1	9	26	1.4
TOTAL	18-0	127/7.1	9-40	.225	1-7	.143	7-11	.636	5	11	16	0.9	19	0	7	12	1	9	26	1.4



**F || Beatrice Mompremier**  
R-Sr. || 6-4 || Miami, Fla.

- Has tallied nine double-doubles this season including three in five ACC games
- Totaled 15 points and six rebounds at Boston College (2/23) in her first game back from an acute foot injury (missed 13 games)
- Recorded three double-doubles in five days to earn ACC Co-Player of the Week (12/22)
- Named ACC Co-Player of the Week (11/25) after averaging 24.5 points and 13.0 rebounds and earning a Maggie Dixon Classic All-Tournament Team nod
- 2019-20 ACC Preseason Player of the Year, Lisa Leslie Preseason Watch List
- Paced the Hurricanes in scoring (16.7), rebounding (12.2), free throws made (103) and attempted (178)
- Set the Miami single-season rebounding record averaging 12.2 per game
- Posted the first 20-20 game by a Miami player since Tamara James on 11/22/02 and the first by an ACC player since Dearica Hamby on 2/12/15

**32**

## PLAYER HIGHS

### Minutes

19-20 ..... 35, vs. Wake Forest (12/29/19)  
Career.....38, at Purdue (11/29/18)

### Points

19-20 .....31, at DePaul (11/23/19)  
Career.....31, at DePaul (11/23/19)

### Rebounds

19-20 ..... 19, vs. Washington St. (12/21/19)  
Career..... 22, vs. Arizona State (3/24/19)

### Assists

19-20 ..... 2, vs. IUPUI (11/17/19)  
Career..... 4, 3x, last vs. Temple (11/25/18)

### Steals

19-20 ..... 4, vs. IUPUI (11/17/19)  
Career..... 5, at Purdue (11/29/18)

### Blocks

19-20 ..... 5, vs. Washington St (12/21/19)  
Career..5, 2x, last vs. Washington St (12/21/19)

### Field Goals Made

19-20 .....12, at DePaul (11/23/19)  
Career.....12, at DePaul (11/23/19)

### Field Goals Attempted

19-20 ..17, 2x, last vs. Washington St (12/21/19)  
Career.....21, vs. Virginia Tech (1/3/19)

### 3-Point Field Goals Made

19-20 ..... 2, vs. North Florida (11/13/19)  
Career..... 2, vs. North Florida (11/13/19)

### 3-Point Field Goals Attempted

19-20 ..... 3, vs. North Florida (11/13/19)  
Career..... 3, vs. North Florida (11/13/19)

### Free Throws Made

19-20 .. 7, 2x, last at Wake Forest (2/27/20)  
Career.....9, vs. Kansas (1/1/17)<sup>^</sup>

### Free Throws Attempted

19-20 .....9, at Wake Forest (2/27/20)  
Career..... 14, vs. Boston College (1/27/19)

### Double-Doubles

19-20 .....9, last vs. Pitt (3/1/20)  
Career.....45, last vs. Pitt (3/1/20)

### Double-Digit Game

19-20 ..... 14  
Career..... 66

## 2019-20 game-by-game

Opponent	Date	gs	min	Total		3-Pointers		Free throws		Rebounds				Other					pts	avg	
				fg-fga	pct	3fg-fga	pct	ft-fa	pct	off	def	tot	avg	pf	a	t/o	blk	stl			
JACKSON ST.	11/10/19	*	23	6-13	.462	1-1	1.000	3-5	.600	4	7	11	11.0	4	1	4	0	0	16	16.0	
NORTH FLORIDA	11/13/19	*	24	5-9	.556	2-3	.667	4-5	.800	2	1	3	7.0	3	1	1	1	3	16	16.0	
IUPUI	11/17/19	*	34	7-15	.467	1-1	1.000	5-7	.714	6	5	11	8.3	2	2	5	2	4	20	17.3	
vs N.C. A&T	11/22/19	*	28	7-11	.636	0-1	.000	4-5	.800	3	5	8	8.3	4	0	5	4	1	18	17.5	
at #19/20 DePaul	11/23/19	*	29	12-17	.706	0-0	.000	7-10	.700	6	12	18	10.2	2	1	6	0	0	31	20.2	
#7/5 OREGON STATE	11/29/19	*	29	6-16	.375	0-3	.000	1-1	1.000	2	5	7	9.7	1	1	2	1	0	13	19.0	
MIAMI (OH)	11/30/19	*	15	6-9	.667	0-0	.000	1-3	.333	1	3	4	8.9	4	0	3	0	2	13	18.1	
#14/16 INDIANA	12/04/19	*	31	3-11	.273	0-0	.000	5-8	.625	3	3	6	8.5	4	1	6	3	0	11	17.3	
BINGHAMTON	12/17/19		24	8-14	.571	0-0	.000	2-2	1.000	7	9	16	9.3	2	0	1	2	1	18	17.3	
UNC ASHEVILLE	12/20/19	*	22	8-11	.727	0-1	.000	1-1	1.000	1	11	12	9.6	1	1	1	1	2	0	17	17.3
WASHINGTON ST.	12/21/19	*	31	6-17	.353	0-1	.000	3-5	.600	4	15	19	10.5	2	1	3	5	2	15	17.1	
WAKE FOREST	12/29/19	*	35	7-15	.467	0-0	.000	1-2	.500	6	6	12	10.6	1	1	4	1	0	15	16.9	
at Georgia Tech	01/02/20	*	28	3-6	.500	0-1	.000	3-4	.750	0	8	8	10.4	4	0	5	1	1	9	16.3	
at Boston College	02/23/20		17	4-8	.500	0-0	.000	7-8	.875	0	6	6	10.1	4	0	3	0	0	15	16.2	
at Wake Forest	02/27/20		23	8-10	.800	0-0	.000	7-9	.778	3	7	10	10.1	2	0	3	0	2	23	16.7	
PITTSBURGH	03/01/20	*	19	5-15	.333	0-1	.000	3-3	1.000	4	6	10	10.1	1	0	1	1	0	13	16.4	
<b>Totals</b>			13	412	101-197	.513	4-13	.308	57-78	.731	52	109	161	10.1	41	10	53	23	16	263	16.4

Games played: 16  
Minutes/game: 25.8  
Points/game: 16.4  
FG Pct: 51.3  
3FG Pct: 30.8  
FT Pct: 73.1

Rebounds/game: 10.1  
Assists/game: 0.6  
Turnovers/game: 3.3  
Assist/turnover ratio: 0.2  
Steals/game: 1.0  
Blocks/game: 1.4

## Career Stats

Season	gp-gs	min/avg	Total		3-Point		F-Throws		Rebounds				Scoring							
			fg-fga	pct	fg-fga	pct	ft-fa	pct	off	def	tot	avg	pf	fo	ast	to	blk	stl	pts	avg
2015-16*	38-26	568/14.9	116-217	.535	0-0	.000	41-101	.406	86	147	233	6.1	66	0	25	69	60	25	273	7.2
2016-17*	32-10	464/14.5	104-189	.550	0-0	.000	59-102	.578	69	139	208	6.5	52	1	17	55	47	3	267	8.3
2018-19	33-32	976/29.6	223-423	.527	1-3	.333	103-178	.579	128	274	402	12.2	74	0	32	93	34	29	550	16.7
2019-20	16-13	412/25.8	101-197	.513	4-13	.308	57-78	.731	52	109	161	10.1	41	0	10	53	23	16	263	16.4
<b>TOTAL</b>	<b>49-45</b>	<b>1388/28.3</b>	<b>324-620</b>	<b>.523</b>	<b>5-16</b>	<b>.313</b>	<b>160-256</b>	<b>.625</b>	<b>180</b>	<b>383</b>	<b>563</b>	<b>11.5</b>	<b>115</b>	<b>0</b>	<b>42</b>	<b>146</b>	<b>57</b>	<b>45</b>	<b>813</b>	<b>16.6</b>
<b>All*</b>	<b>119-81</b>	<b>2420/20.3</b>	<b>544-1026</b>	<b>.530</b>	<b>5-16</b>	<b>.313</b>	<b>260-459</b>	<b>.566</b>	<b>335</b>	<b>669</b>	<b>1004</b>	<b>8.4</b>	<b>233</b>	<b>1</b>	<b>84</b>	<b>270</b>	<b>164</b>	<b>73</b>	<b>1353</b>	<b>11.4</b>

\* Statistics from prior team/school



# 44

**C || Sydney Roby**  
Fr. || 6-3 || Milwaukee, Wis.

- Shot a perfect 4-of-4 in 13 minutes of action at Virginia Tech (2/2), tying her career-high at 11 points
- Earned her first collegiate start against Binghamton (12/17)
- Checked in among the Top 65 nationally in the Class of 2019 according to ASGR Basketball, ProspectsNation.com and espnW HoopGurlz
- Two-time AP First Team All-State honoree (Wisconsin)
- 2018-19 USA Today ALL-USA Wisconsin Girls Basketball Team
- Unanimous 2017-18 AP State Player of the Year, averaging 17.0 points, 11.0 rebounds and 2.7 blocks per game
- Mother, Essie Washington, played basketball at Grambling State and Howard University before playing professionally for the Virginia Wave of the WABA
- Cousin, Ericka Haney, started on Notre Dame's 2001 national championship team

## PLAYER HIGHS

### Minutes

19-20 ..... 17, 3x, last at UNC (1/16/20)  
Career..... 17, 3x, last at UNC (1/16/20)

### Points

19-20 ..... 11, vs. Miami (OH) (11/30/19)  
Career..... 11, vs. Miami (OH) (11/30/19)

### Rebounds

19-20 ..... 5, vs. Duke (2/9/20)  
Career..... 5, vs. Duke (2/9/20)

### Assists

19-20 ... 1, 4x, last at Georgia Tech (1/2/20)  
Career.. 1, 4x, last at Georgia Tech (1/2/20)

### Steals

19-20 ..... 1, vs. Syracuse (1/12/20)  
Career..... 1, vs. Syracuse (1/12/20)

### Blocks

19-20 ... 3, 2x, last vs. Wake Forest (12/29/19)  
Career... 3, 2x, last vs. Wake Forest (12/29/19)

### Field Goals Made

19-20 ..... 5, vs. Miami (OH) (11/30/19)  
Career..... 5, vs. Miami (OH) (11/30/19)

### Field Goals Attempted

19-20 ..... 5, vs. Miami (OH) (11/30/19)  
Career..... 5, vs. Miami (OH) (11/30/19)

### 3-Point Field Goals Made

19-20 ..... N/A  
Career..... N/A

### 3-Point Field Goals Attempted

19-20 ..... N/A  
Career..... N/A

### Free Throws Made

19-20 ..... 4, 2x, last at UNC (1/16/20)  
Career..... 4, 2x, last at UNC (1/16/20)

### Free Throws Attempted

19-20 ..... 7, vs. Jackson St. (11/10/19)  
Career..... 7, vs. Jackson St. (11/10/19)

### Double-Doubles

19-20 ..... N/A  
Career..... N/A

### Double-Digit Game

19-20 ..... 2  
Career..... 2

## 2019-20 game-by-game

Opponent	Date	gs	min	Total		3-Pointers		Free throws		Rebounds				pf	a	t/o	blk	stl	pts	avg
				fg-fga	pct	3fg-fga	pct	ft-fa	pct	off	def	tot	avg							
JACKSON ST.	11/10/19	17	2-3	.667	0-0	.000	4-7	.571	0	2	2	2.0	4	0	0	2	0	8	8.0	
NORTH FLORIDA	11/13/19	11	2-3	.667	0-0	.000	2-3	.667	1	2	3	2.5	1	0	0	1	0	6	7.0	
IUPUI	11/17/19	5	1-2	.500	0-0	.000	1-1	1.000	0	0	0	1.7	2	0	3	0	1	3	5.7	
vs N.C. A&T	11/22/19	9	0-1	.000	0-0	.000	3-6	.500	2	2	4	2.3	4	0	1	1	0	3	5.0	
at #19/20 DePaul	11/23/19	7	0-0	.000	0-0	.000	0-0	.000	0	2	2	2.2	1	1	0	0	0	0	4.0	
#7/5 OREGON STATE	11/29/19	8	0-1	.000	0-0	.000	0-0	.000	0	0	0	1.8	3	0	2	0	0	0	3.3	
MIAMI (OH)	11/30/19	15	5-5	1.000	0-0	.000	1-1	1.000	1	1	2	1.9	2	0	0	0	0	11	4.4	
#14/16 INDIANA	12/04/19	8	0-2	.000	0-0	.000	1-2	.500	2	0	2	1.9	3	0	1	0	0	1	4.0	
BINGHAMTON	12/17/19	11	2-3	.667	0-0	.000	1-2	.500	2	1	3	2.0	0	1	0	0	0	5	4.1	
UNC ASHEVILLE	12/20/19	17	2-3	.667	0-0	.000	2-4	.500	3	1	4	2.2	5	1	1	3	0	6	4.3	
WASHINGTON ST.	12/21/19	1	0-0	.000	0-0	.000	0-0	.000	0	0	0	2.0	1	0	1	0	0	0	3.9	
WAKE FOREST	12/29/19	9	0-0	.000	0-0	.000	0-0	.000	0	1	1	1.9	2	0	0	3	0	0	3.6	
at Georgia Tech	01/02/20	6	0-1	.000	0-0	.000	2-2	1.000	0	0	0	1.8	1	1	0	0	0	2	3.5	
#8 FLORIDA STATE	01/05/20	12	0-2	.000	0-0	.000	0-0	.000	0	1	1	1.7	3	0	1	1	1	0	3.2	
#7 LOUISVILLE	01/09/20	9	0-2	.000	0-0	.000	0-0	.000	1	0	1	1.7	1	0	1	0	0	0	3.0	
SYRACUSE	01/12/20	7	0-0	.000	0-0	.000	3-4	.750	0	0	0	1.6	1	0	0	1	1	3	3.0	
at North Carolina	01/16/20	17	2-5	.400	0-0	.000	4-5	.800	2	0	2	1.6	0	0	1	2	0	8	3.3	
at Notre Dame	01/19/20	10	2-3	.667	0-0	.000	0-0	.000	2	1	3	1.7	0	0	0	0	0	4	3.3	
CLEMSON	01/23/20	5	0-0	.000	0-0	.000	0-0	.000	0	0	0	1.6	2	0	0	0	0	0	3.2	
at #14 Florida St.	01/26/20	1	0-1	.000	0-0	.000	0-0	.000	0	0	0	1.5	2	0	0	0	0	0	3.0	
GEORGIA TECH	01/30/20	3	0-0	.000	0-0	.000	0-0	.000	0	0	0	1.4	1	0	0	0	0	0	2.9	
at Virginia Tech	02/02/20	13	4-4	1.000	0-0	.000	3-7	.429	3	1	4	1.5	4	0	1	0	0	11	3.2	
DUKE	02/09/20	14	0-2	.000	0-0	.000	0-2	.000	1	4	5	1.7	4	0	1	0	0	0	3.1	
at Virginia	02/13/20	12	1-3	.333	0-0	.000	1-4	.250	1	3	4	1.8	2	0	1	1	0	3	3.1	
at Clemson	02/16/20	10	1-1	1.000	0-0	.000	2-4	.500	3	0	3	1.8	3	0	2	1	0	4	3.1	
#10 NC STATE	02/20/20	4	0-1	.000	0-0	.000	0-0	.000	0	0	0	1.8	1	0	1	0	0	0	3.0	
at Boston College	02/23/20	6	0-0	.000	0-0	.000	0-0	.000	0	1	1	1.7	3	0	1	0	0	0	2.9	
at Wake Forest	02/27/20	1	0-0	.000	0-0	.000	0-0	.000	0	0	0	1.7	0	0	0	0	0	0	2.8	
PITTSBURGH	03/01/20	7	0-1	.000	0-0	.000	0-0	.000	0	0	0	1.6	3	0	0	2	1	0	2.7	
Totals		2	255	24-49	.490	0-0	.000	30-54	.556	24	23	47	1.6	59	4	19	18	4	78	2.7

Games played: 29  
Minutes/game: 8.8  
Points/game: 2.7  
FG Pct: 49.0  
FT Pct: 55.6

Rebounds/game: 1.6  
Assists/game: 0.1  
Turnovers/game: 0.7  
Assist/turnover ratio: 0.2  
Steals/game: 0.1  
Blocks/game: 0.6

## Career Stats

Season	gp-gs	min/avg	Total		3-Point		F-Throws		Rebounds				Scoring							
			fg-fga	pct	fg-fga	pct	ft-fa	pct	off	def	tot	avg	pf	fo	ast	to	blk	stl	pts	avg
2019-20	29-2	255/8.8	24-49	.490	0-0	.000	30-54	.556	24	23	47	1.6	59	1	4	19	18	4	78	2.7
TOTAL	29-2	255/8.8	24-49	.490	0-0	.000	30-54	.556	24	23	47	1.6	59	1	4	19	18	4	78	2.7



2019-20 overall statistics

RECORD:	OVERALL	HOME	AWAY	NEUTRAL
ALL GAMES	15-14	12-6	2-8	1-0
CONFERENCE	7-11	5-4	2-7	0-0
NON-CONFERENCE	8-3	7-2	0-1	1-0

#	Player	gp-gs	min	avg	Total		3-Point		F-Throw		Rebounds				pf	dq	a	to	blk	stl	pts	avg
					fg-fga	fg%	3fg-fga	3fg%	ft-fga	ft%	off	def	tot	avg								
32	Beatrice Mompremier	16-13	412	25.8	101-197	.513	4-13	.308	57-78	.731	52	109	161	10.1	41	0	10	53	23	16	263	16.4
05	Mykea Gray	29-29	834	28.8	117-330	.355	54-161	.335	85-106	.802	13	61	74	2.6	51	0	84	88	1	64	373	12.9
20	Kelsey Marshall	29-28	801	27.6	117-289	.405	73-197	.371	31-43	.721	6	61	67	2.3	60	2	69	57	8	25	338	11.7
04	Endia Banks	29-29	854	29.4	77-201	.383	17-58	.293	34-55	.618	25	81	106	3.7	40	0	96	72	3	33	205	7.1
03	Destiny Harden	24-14	388	16.2	44-120	.367	12-39	.308	17-28	.607	31	59	90	3.8	54	1	12	35	9	20	117	4.9
21	Brianna Jackson	29-16	487	16.8	55-107	.514	1-6	.167	30-48	.625	43	87	130	4.5	79	4	10	27	38	29	141	4.9
13	Taylor Mason	27-1	506	18.7	43-134	.321	14-51	.275	30-43	.698	11	40	51	1.9	33	0	29	32	3	17	130	4.8
15	Jamir Huston	29-10	454	15.7	34-86	.395	1-3	.333	12-36	.333	56	64	120	4.1	62	0	15	32	6	22	81	2.8
44	Sydnee Roby	29-2	255	8.8	24-49	.490	0-0	.000	30-54	.556	24	23	47	1.6	59	1	4	19	18	4	78	2.7
01	Moulayna Johnson Sid	24-3	391	16.3	20-76	.263	10-43	.233	8-16	.500	20	36	56	2.3	18	0	19	23	1	8	58	2.4
12	Jacaira Allen	12-0	109	9.1	9-27	.333	1-4	.250	4-8	.500	11	7	18	1.5	15	0	5	13	0	6	23	1.9
00	Kenza Salgues	25-0	207	8.3	11-49	.224	11-46	.239	4-6	.667	1	12	13	0.5	10	0	9	18	0	0	37	1.5
22	Yasmeen Chang	18-0	127	7.1	9-40	.225	1-7	.143	7-11	.636	5	11	16	0.9	19	0	7	12	1	9	26	1.4
Team											87	66	153				19					
Total.....		29	5825		661-1705	.388	199-628	.317	349-532	.656	385	717	1102	38.0	541	8	369	500	111	253	1870	64.5
Opponents.....		29	5825		680-1699	.400	168-540	.311	368-491	.749	344	725	1069	36.9	512	-	414	479	83	194	1896	65.4

TEAM STATISTICS	UM	OPP	Date	Opponent	Score	Att.
SCORING	1870	1896	11/10/19	JACKSON ST.	w 83-68	917
Points per game	64.5	65.4	11/13/19	NORTH FLORIDA	w 78-55	4017
Scoring margin	-0.9	-	11/17/19	IUPUI	w 74-65	863
FIELD GOALS-ATT	661-1705	680-1699	# 11/22/19	vs N.C. A&T	w 68-67	3062
Field goal pct	.388	.400	# 11/23/19	at #19/20 DePaul	L 83-89	1608
3 POINT FG-ATT	199-628	168-540	^ 11/29/19	#7/5 OREGON STATE	L 53-75	1336
3-point FG pct	.317	.311	^ 11/30/19	MIAMI (OH)	w 80-62	823
3-pt FG made per game	6.9	5.8	12/04/19	#14/16 INDIANA	L 45-58	848
FREE THROWS-ATT	349-532	368-491	12/17/19	BINGHAMTON	w 79-56	983
Free throw pct	.656	.749	& 12/20/19	UNC ASHEVILLE	w 75-46	733
F-Throws made per game	12.0	12.7	12/21/19	WASHINGTON ST.	w 74-68	782
REBOUNDS	1102	1069	* 12/29/19	WAKE FOREST	w 59-56	988
Rebounds per game	38.0	36.9	* 01/02/20	at Georgia Tech	L 54-61	1235
Rebounding margin	+1.1	-	* 01/05/20	#8 FLORIDA STATE	L 62-73	1984
ASSISTS	369	414	* 01/09/20	#7 LOUISVILLE	L 41-87	930
Assists per game	12.7	14.3	* 01/12/20	SYRACUSE	w 77-62	951
TURNOVERS	500	479	* 01/16/20	at North Carolina	L 58-78	1535
Turnovers per game	17.2	16.5	* 01/19/20	at Notre Dame	L 53-76	8059
Turnover margin	-0.7	-	* 01/23/20	CLEMSON	w 68-64	1316
Assist/turnover ratio	0.7	0.9	* 01/26/20	at #14 Florida St.	L 61-79	4569
STEALS	253	194	* 01/30/20	GEORGIA TECH	Wot 54-49	847
Steals per game	8.7	6.7	* 02/02/20	at Virginia Tech	L 45-69	1629
BLOCKS	111	83	* 02/09/20	DUKE	L 55-74	1435
Blocks per game	3.8	2.9	* 02/13/20	at Virginia	L 64-69	2351
ATTENDANCE	22369	27621	* 02/16/20	at Clemson	w 63-48	1384
Home games-Avg/Game	18-1243	10-2456	* 02/20/20	#10 NC STATE	L 48-50	1402
Neutral site-Avg/Game	-	1-3062	* 02/23/20	at Boston College	L 64-75	1356
Score by Periods	1st	2nd	3rd	4th	OT	Totals
Miami (FL)	461	454	460	485	10	1870
Opponents	414	422	496	559	5	1896

\* = Conference game





2019-20 conference statistics

RECORD:	OVERALL	HOME	AWAY	NEUTRAL
ALL GAMES	7-11	5-4	2-7	0-0
CONFERENCE	7-11	5-4	2-7	0-0
NON-CONFERENCE	0-0	0-0	0-0	0-0

#	Player	gp-gs	min	avg	Total		3-Point		F-Throw		Rebounds			pf	dq	a	to	blk	stl	pts	avg	
					fg-fga	fg%	3fg-fga	3fg%	ft-fa	ft%	off	def	tot									
32	Beatrice Mompremier	5-3	122	24.4	27-54	.500	0-2	.000	21-26	.808	13	33	46	9.2	12	0	1	16	3	3	75	15.0
05	Mykea Gray	18-18	562	31.2	78-215	.363	40-112	.357	56-70	.800	7	44	51	2.8	34	0	56	64	1	49	252	14.0
20	Kelsey Marshall	18-17	500	27.8	77-187	.412	47-125	.376	17-26	.654	2	32	34	1.9	39	2	40	36	6	18	218	12.1
03	Destiny Harden	17-14	351	20.6	42-111	.378	12-38	.316	15-24	.625	28	54	82	4.8	45	1	12	29	9	15	111	6.5
21	Brianna Jackson	18-14	356	19.8	41-87	.471	0-3	.000	24-40	.600	32	61	93	5.2	47	1	6	21	30	19	106	5.9
04	Endia Banks	18-18	528	29.3	32-111	.288	7-30	.233	14-24	.583	13	50	63	3.5	27	0	59	42	2	18	85	4.7
13	Taylor Mason	17-1	314	18.5	25-88	.284	11-41	.268	18-27	.667	9	25	34	2.0	21	0	17	17	2	8	79	4.6
15	Jamir Huston	18-4	286	15.9	20-57	.351	0-1	.000	5-20	.250	26	32	58	3.2	39	0	9	19	3	15	45	2.5
12	Jacaira Allen	10-0	88	8.8	8-21	.381	1-4	.250	3-6	.500	10	6	16	1.6	13	0	2	12	0	5	20	2.0
44	Sydnee Roby	18-1	146	8.1	10-26	.385	0-0	.000	15-28	.536	13	12	25	1.4	33	0	1	10	11	3	35	1.9
00	Kenza Salgues	16-0	149	9.3	8-35	.229	8-33	.242	1-2	.500	1	8	9	0.6	5	0	5	11	0	0	25	1.6
01	Moulayna Johnson Sid	14-0	172	12.3	7-31	.226	3-19	.158	1-4	.250	8	16	24	1.7	10	0	6	12	0	3	18	1.3
22	Yasmeen Chang	9-0	51	5.7	3-18	.167	1-3	.333	2-2	1.000	1	3	4	0.4	10	0	3	4	0	0	9	1.0
Team											60	29	89				11					
Total.....		18	3625		378-1041	.363	130-411	.316	192-299	.642	223	405	628	34.9	335	4	217	304	67	156	1078	59.9
Opponents.....		18	3625		424-1020	.416	93-295	.315	246-329	.748	220	477	697	38.7	286	-	257	302	52	122	1187	65.9

TEAM STATISTICS

	UM	OPP
SCORING	1078	1187
Points per game	59.9	65.9
Scoring margin	-6.1	-
FIELD GOALS-ATT	378-1041	424-1020
Field goal pct	.363	.416
3 POINT FG-ATT	130-411	93-295
3-point FG pct	.316	.315
3-pt FG made per game	7.2	5.2
FREE THROWS-ATT	192-299	246-329
Free throw pct	.642	.748
F-Throws made per game	10.7	13.7
REBOUNDS	628	697
Rebounds per game	34.9	38.7
Rebounding margin	-3.8	-
ASSISTS	217	257
Assists per game	12.1	14.3
TURNOVERS	304	302
Turnovers per game	16.9	16.8
Turnover margin	-0.1	-
Assist/turnover ratio	0.7	0.9
STEALS	156	122
Steals per game	8.7	6.8
BLOCKS	67	52
Blocks per game	3.7	2.9
ATTENDANCE	11067	22951
Home games-Avg/Game	9-1230	9-2550
Neutral site-Avg/Game	-	0-0

Date	Opponent		Score	Att.
* 12/29/19	WAKE FOREST	W	59-56	988
* 01/02/20	at Georgia Tech	L	54-61	1235
* 01/05/20	#8 FLORIDA STATE	L	62-73	1984
* 01/09/20	#7 LOUISVILLE	L	41-87	930
* 01/12/20	SYRACUSE	W	77-62	951
* 01/16/20	at North Carolina	L	58-78	1535
* 01/19/20	at Notre Dame	L	53-76	8059
* 01/23/20	CLEMSON	W	68-64	1316
* 01/26/20	at #14 Florida St.	L	61-79	4569
* 01/30/20	GEORGIA TECH	Wot	54-49	847
* 02/02/20	at Virginia Tech	L	45-69	1629
* 02/09/20	DUKE	L	55-74	1435
* 02/13/20	at Virginia	L	64-69	2351
* 02/16/20	at Clemson	W	63-48	1384
* 02/20/20	#10 NC STATE	L	48-50	1402
* 02/23/20	at Boston College	L	64-75	1356
* 02/27/20	at Wake Forest	W	79-63	833
* 03/01/20	PITTSBURGH	W	73-54	1214

\* = Conference game

Score by Periods	1st	2nd	3rd	4th	OT	Totals
Miami (FL)	254	271	273	270	10	1078
Opponents	249	286	301	346	5	1187



miami game-by-game

Opponent	Date	Score	W	Total		3-Pointers		Free throws		Rebounds				pf	a	t/o	blk	stl	pts	avg
				fg-fga	pct	3fg-fga	pct	ft-fita	pct	off	def	tot	avg							
JACKSON ST.	11/10/19	83-68	W	29-58	.500	11-24	.458	14-30	.467	16	28	44	44.0	23	19	27	8	11	83	83.0
NORTH FLORIDA	11/13/19	78-55	W	30-61	.492	9-25	.360	9-17	.529	12	28	40	42.0	16	16	11	4	11	78	80.5
IUPUI	11/17/19	74-65	W	25-56	.446	5-15	.333	19-22	.864	11	21	32	38.7	16	14	18	2	15	74	78.3
vs N.C. A&T	11/22/19	68-67	W	23-62	.371	7-24	.292	15-22	.682	20	20	40	39.0	27	14	24	10	15	68	75.8
at #19/20 DePaul	11/23/19	83-89	L	27-56	.482	6-17	.353	23-33	.697	15	35	50	41.2	19	14	23	1	4	83	77.2
#7/5 OREGON STATE	11/29/19	53-75	L	19-54	.352	3-20	.150	12-17	.706	9	21	30	39.3	18	9	16	1	7	53	73.2
MIAMI (OH)	11/30/19	80-62	W	32-60	.533	6-19	.316	10-17	.588	13	39	52	41.1	15	20	24	1	5	80	74.1
#14/16 INDIANA	12/04/19	45-58	L	13-60	.217	4-18	.222	15-22	.682	19	27	46	41.8	19	4	18	4	5	45	70.5
BINGHAMTON	12/17/19	79-56	W	32-78	.410	6-21	.286	9-11	.818	22	36	58	43.6	18	16	16	2	9	79	71.4
UNC ASHEVILLE	12/20/19	75-46	W	27-58	.466	8-22	.364	13-17	.765	12	27	39	43.1	25	18	7	6	7	75	71.8
WASHINGTON ST.	12/21/19	74-68	W	26-61	.426	4-12	.333	18-25	.720	13	30	43	43.1	10	8	12	5	8	74	72.0
WAKE FOREST	12/29/19	59-56	W	25-58	.431	6-16	.375	3-9	.333	14	27	41	42.9	14	15	17	8	6	59	70.9
at Georgia Tech	01/02/20	54-61	L	19-52	.365	6-23	.261	10-13	.769	7	25	32	42.1	16	11	18	2	8	54	69.6
#8 FLORIDA STATE	01/05/20	62-73	L	24-64	.375	7-20	.350	7-17	.412	20	16	36	41.6	24	11	21	1	13	62	69.1
#7 LOUISVILLE	01/09/20	41-87	L	13-64	.203	4-27	.148	11-19	.579	16	17	33	41.1	16	5	11	6	3	41	67.2
SYRACUSE	01/12/20	77-62	W	27-52	.519	8-20	.400	15-20	.750	12	21	33	40.6	16	16	18	6	16	77	67.8
at North Carolina	01/16/20	58-78	L	19-56	.339	6-26	.231	14-18	.778	12	22	34	40.2	22	9	19	4	5	58	67.2
at Notre Dame	01/19/20	53-76	L	22-66	.333	4-23	.174	5-5	1.000	13	20	33	39.8	16	10	16	4	8	53	66.4
CLEMSON	01/23/20	68-64	W	24-61	.393	8-27	.296	12-18	.667	14	17	31	39.3	18	18	10	4	9	68	66.5
at #14 Florida St.	01/26/20	61-79	L	24-65	.369	6-25	.240	7-14	.500	9	18	27	38.7	27	12	10	5	10	61	66.2
GEORGIA TECH	01/30/20	54-49	Wot	17-52	.327	3-14	.214	17-22	.773	9	27	36	38.6	10	12	19	5	12	54	65.7
at Virginia Tech	02/02/20	45-69	L	14-61	.230	6-23	.261	11-23	.478	22	20	42	38.7	23	10	21	2	9	45	64.7
DUKE	02/09/20	55-74	L	19-55	.345	7-23	.304	10-15	.667	9	22	31	38.4	20	10	21	0	8	55	64.3
at Virginia	02/13/20	64-69	L	21-49	.429	13-29	.448	9-13	.692	4	23	27	37.9	22	14	24	4	7	64	64.3
at Clemson	02/16/20	63-48	W	20-52	.385	13-27	.481	10-18	.556	11	21	32	37.7	19	12	19	3	10	63	64.2
#10 NC STATE	02/20/20	48-50	L	16-55	.291	8-25	.320	8-12	.667	8	25	33	37.5	15	12	13	4	11	48	63.6
at Boston College	02/23/20	64-75	L	20-54	.370	7-19	.368	17-25	.680	12	29	41	37.6	31	7	22	2	5	64	63.6
at Wake Forest	02/27/20	79-63	W	30-57	.526	8-17	.471	11-18	.611	12	25	37	37.6	11	18	14	1	8	79	64.2
PITTSBURGH	03/01/20	73-54	W	24-68	.353	10-27	.370	15-20	.750	19	30	49	38.0	15	15	11	6	8	73	64.5
Miami (FL)		1870		661-1705	.388	199-628	.317	349-532	.656	385	717	1102	38.0	541	369	500	111	253	1870	64.5
Opponents		1896		680-1699	.400	168-540	.311	368-491	.749	344	725	1069	36.9	512	414	479	83	194	1896	65.4

Games played: 29  
Points/game: 64.5  
FG Pct: 38.8  
3FG Pct: 31.7  
FT Pct: 65.6

Rebounds/game: 38.0  
Assists/game: 12.7  
Turnovers/game: 17.2  
Assist/turnover ratio: 0.7  
Steals/game: 8.7  
Blocks/game: 3.8



### opponent game-by-game

Opponent	Date	Score	W	Total		3-Pointers		Free throws		Rebounds				pf	a	t/o	blk	stl	pts	avg
				fg-fga	pct	3fg-fga	pct	ft-fga	pct	off	def	tot	avg							
JACKSON ST.	11/10/19	83-68	W	25-73	.342	2-13	.154	16-27	.593	24	20	44	44.0	25	12	22	4	9	68	68.0
NORTH FLORIDA	11/13/19	78-55	W	19-57	.333	6-26	.231	11-11	1.000	8	23	31	37.5	19	13	18	2	6	55	61.5
IUPUI	11/17/19	74-65	W	26-52	.500	8-19	.421	5-6	.833	6	20	26	33.7	24	15	23	0	5	65	62.7
vs N.C. A&T	11/22/19	68-67	W	23-54	.426	2-11	.182	19-26	.731	13	22	35	34.0	23	14	23	3	6	67	63.8
at #19/20 DePaul	11/23/19	83-89	L	28-77	.364	17-48	.354	16-17	.941	15	17	32	33.6	24	20	10	2	11	89	68.8
#7/5 OREGON STATE	11/29/19	53-75	L	28-57	.491	12-33	.364	7-11	.636	8	28	36	34.0	17	19	16	2	2	75	69.8
MIAMI (OH)	11/30/19	80-62	W	22-72	.306	4-19	.211	14-15	.933	11	18	29	33.3	21	15	10	4	12	62	68.7
#14/16 INDIANA	12/04/19	45-58	L	21-56	.375	5-17	.294	11-14	.786	8	31	39	34.0	18	13	13	7	9	58	67.4
BINGHAMTON	12/17/19	79-56	W	22-62	.355	7-24	.292	5-6	.833	5	25	30	33.6	16	17	16	3	2	56	66.1
UNC ASHEVILLE	12/20/19	75-46	W	14-55	.255	4-15	.267	14-22	.636	18	21	39	34.1	18	5	13	1	4	46	64.1
WASHINGTON ST.	12/21/19	74-68	W	28-64	.438	8-20	.400	4-7	.571	8	23	31	33.8	21	14	13	3	6	68	64.5
WAKE FOREST	12/29/19	59-56	W	22-62	.355	3-16	.188	9-13	.692	14	21	35	33.9	15	9	14	1	7	56	63.8
at Georgia Tech	01/02/20	54-61	L	23-56	.411	2-12	.167	13-20	.650	12	27	39	34.3	11	11	13	1	8	61	63.5
#8 FLORIDA STATE	01/05/20	62-73	L	23-44	.523	7-12	.583	20-29	.690	7	26	33	34.2	13	14	21	2	10	73	64.2
#7 LOUISVILLE	01/09/20	41-87	L	35-63	.556	7-18	.389	10-12	.833	12	37	49	35.2	17	25	11	6	7	87	65.7
SYRACUSE	01/12/20	77-62	W	24-60	.400	6-19	.316	8-15	.533	18	16	34	35.1	17	8	20	4	7	62	65.5
at North Carolina	01/16/20	58-78	L	25-58	.431	5-14	.357	23-28	.821	11	26	37	35.2	13	18	10	1	10	78	66.2
at Notre Dame	01/19/20	53-76	L	30-60	.500	7-10	.700	9-11	.818	11	31	42	35.6	10	23	16	2	7	76	66.8
CLEMSON	01/23/20	68-64	W	23-59	.390	5-19	.263	13-19	.684	22	25	47	36.2	18	15	18	3	4	64	66.6
at #14 Florida St.	01/26/20	61-79	L	24-45	.533	7-19	.368	24-31	.774	6	33	39	36.3	16	17	17	2	4	79	67.2
GEORGIA TECH	01/30/20	54-49	Wot	20-66	.303	4-20	.200	5-6	.833	19	28	47	36.9	17	13	23	1	5	49	66.4
at Virginia Tech	02/02/20	45-69	L	21-51	.412	8-20	.400	19-23	.826	10	28	38	36.9	20	13	20	2	10	69	66.5
DUKE	02/09/20	55-74	L	27-54	.500	8-20	.400	12-16	.750	7	30	37	36.9	14	21	18	5	9	74	66.8
at Virginia	02/13/20	64-69	L	22-55	.400	3-8	.375	22-24	.917	10	23	33	36.8	17	9	17	4	9	69	66.9
at Clemson	02/16/20	63-48	W	18-48	.375	4-13	.308	8-13	.615	11	24	35	36.7	17	10	23	6	5	48	66.2
#10 NC STATE	02/20/20	48-50	L	19-55	.345	4-19	.211	8-13	.615	13	32	45	37.0	12	14	20	3	4	50	65.5
at Boston College	02/23/20	64-75	L	25-67	.373	1-19	.053	24-32	.750	16	28	44	37.3	23	15	13	1	6	75	65.9
at Wake Forest	02/27/20	79-63	W	25-60	.417	6-18	.333	7-7	1.000	8	16	24	36.8	18	13	11	3	5	63	65.8
PITTSBURGH	03/01/20	73-54	W	18-57	.316	6-19	.316	12-17	.706	13	26	39	36.9	18	9	17	5	5	54	65.4
Opponents		1896		680-1699	.400	168-540	.311	368-491	.749	344	725	1069	36.9	512	414	479	83	194	1896	65.4
Miami (FL)		1870		661-1705	.388	199-628	.317	349-532	.656	385	717	1102	38.0	541	369	500	111	253	1870	64.5

Games played: 29  
Points/game: 65.4  
FG Pct: 40.0  
3FG Pct: 31.1  
FT Pct: 74.9

Rebounds/game: 36.9  
Assists/game: 14.3  
Turnovers/game: 16.5  
Assist/turnover ratio: 0.9  
Steals/game: 6.7  
Blocks/game: 2.9



### game-by-game highs

Opponent	Date	Score	Points	Rebounds	Assists	Steals	Blocked shots
JACKSON ST.	11/10/19	83-68	18-Kelsey Marshall	11-Beatrice Mompremi	6-Endia Banks	3-Endia Banks	4-Brianna Jackson
NORTH FLORIDA	11/13/19	78-55	16-Kelsey Marshall Beatrice Mompremi	6-Brianna Jackson	5-Endia Banks	3-Beatrice Mompremi	2-Brianna Jackson
IUPUI	11/17/19	74-65	23-Endia Banks	11-Beatrice Mompremi	4-Endia Banks Kelsey Marshall	5-Endia Banks	2-Beatrice Mompremi
vs N.C. A&T	11/22/19	68-67	19-Mykea Gray	8-Beatrice Mompremi	6-Endia Banks	5-Mykea Gray	4-Beatrice Mompremi
at #19/20 DePaul	11/23/19	83-89	31-Beatrice Mompremi	18-Beatrice Mompremi	4-Moulayna Johnson	3-Endia Banks	1-Brianna Jackson
#7/5 OREGON STATE	11/29/19	53-75	13-Beatrice Mompremi	7-Beatrice Mompremi	2-Kelsey Marshall Mykea Gray	2-Taylor Mason Brianna Jackson	1-Beatrice Mompremi
MIAMI (OH)	11/30/19	80-62	13-Beatrice Mompremi	13-Jamir Huston	5-Kelsey Marshall	2-Beatrice Mompremi	1-Taylor Mason
#14/16 INDIANA	12/04/19	45-58	13-Endia Banks	8-Jamir Huston	1-Beatrice Mompremi Jamir Huston Kelsey Marshall Moulayna Johnson	1-Jamir Huston Taylor Mason Endia Banks Mykea Gray Yasmeen Chang	3-Beatrice Mompremi
BINGHAMTON	12/17/19	79-56	18-Beatrice Mompremi	16-Beatrice Mompremi	5-Mykea Gray	3-Jamir Huston Mykea Gray	2-Beatrice Mompremi
UNC ASHEVILLE	12/20/19	75-46	17-Beatrice Mompremi	12-Beatrice Mompremi	3-Endia Banks Jacaira Allen	3-Destiny Harden	3-Sydnee Roby
WASHINGTON ST.	12/21/19	74-68	18-Kelsey Marshall	19-Beatrice Mompremi	2-Kelsey Marshall Mykea Gray Taylor Mason	3-Taylor Mason	5-Beatrice Mompremi
WAKE FOREST	12/29/19	59-56	17-Mykea Gray	12-Beatrice Mompremi	4-Mykea Gray	3-Mykea Gray	3-Sydnee Roby
at Georgia Tech	01/02/20	54-61	14-Kelsey Marshall	8-Beatrice Mompremi	4-Mykea Gray	4-Mykea Gray	1-Brianna Jackson Beatrice Mompremi
#8 FLORIDA STATE	01/05/20	62-73	21-Mykea Gray	10-Brianna Jackson	4-Endia Banks	3-Brianna Jackson Kelsey Marshall	1-Sydnee Roby
#7 LOUISVILLE	01/09/20	41-87	13-Brianna Jackson	6-Brianna Jackson	2-Kelsey Marshall Endia Banks	1-Kelsey Marshall Mykea Gray Jacaira Allen	4-Brianna Jackson
SYRACUSE	01/12/20	77-62	20-Mykea Gray	6-Destiny Harden	4-Kelsey Marshall Endia Banks	4-Mykea Gray	3-Brianna Jackson
at North Carolina	01/16/20	58-78	21-Mykea Gray	6-Destiny Harden Mykea Gray Brianna Jackson	5-Mykea Gray	2-Kelsey Marshall	2-Sydnee Roby Brianna Jackson
at Notre Dame	01/19/20	53-76	16-Mykea Gray	8-Destiny Harden	3-Kelsey Marshall	4-Mykea Gray	2-Destiny Harden
CLEMSON	01/23/20	68-64	22-Kelsey Marshall	7-Destiny Harden	6-Endia Banks Mykea Gray	3-Mykea Gray	2-Destiny Harden
at #14 Florida St.	01/26/20	61-79	21-Kelsey Marshall	6-Destiny Harden	4-Endia Banks	6-Mykea Gray	5-Brianna Jackson
GEORGIA TECH	01/30/20	54-49	16-Mykea Gray	10-Jamir Huston	3-Kelsey Marshall Jamir Huston	5-Mykea Gray	3-Brianna Jackson
at Virginia Tech	02/02/20	45-69	13-Destiny Harden	9-Brianna Jackson	3-Yasmeen Chang	4-Jamir Huston	2-Brianna Jackson
DUKE	02/09/20	55-74	27-Mykea Gray	5-Sydnee Roby Destiny Harden	4-Endia Banks	5-Mykea Gray	None
at Virginia	02/13/20	64-69	25-Kelsey Marshall	5-Brianna Jackson	4-Mykea Gray Kelsey Marshall	3-Brianna Jackson	1-Kelsey Marshall Jamir Huston Sydnee Roby Brianna Jackson
at Clemson	02/16/20	63-48	17-Mykea Gray	7-Brianna Jackson	4-Mykea Gray	3-Endia Banks Brianna Jackson	2-Brianna Jackson
#10 NC STATE	02/20/20	48-50	15-Destiny Harden	7-Brianna Jackson Destiny Harden	5-Endia Banks	4-Brianna Jackson	3-Brianna Jackson
at Boston College	02/23/20	64-75	15-Taylor Mason	6-Beatrice Mompremi	3-Endia Banks	2-Kelsey Marshall	1-Taylor Mason
at Wake Forest	02/27/20	79-63	23-Beatrice Mompremi	10-Beatrice Mompremi	5-Endia Banks	2-Beatrice Mompremi Mykea Gray Endia Banks	1-Brianna Jackson
PITTSBURGH	03/01/20	73-54	21-Kelsey Marshall	10-Beatrice Mompremi	5-Endia Banks	2-Brianna Jackson Mykea Gray	2-Kelsey Marshall Sydnee Roby



individual game highs

Miami (FL) - INDIVIDUAL GAME HIGHS

Table with 3 columns: Stat, Value, and Player/Game Info. Rows include Points, Field Goals Made, 3-Point FG Made, Free Throws Made, Rebounds, Assists, Steals, Blocked Shots, and Turnovers.

OPPONENT INDIVIDUAL GAME HIGHS

Table with 3 columns: Stat, Value, and Player/Game Info. Rows include Points, Field Goals Made, 3-Point FG Made, Free Throws Made, Rebounds, Assists, Steals, Blocked Shots, and Turnovers.



team game highs/lows

Miami (FL) - TEAM GAME HIGHS

Table with 3 columns: Statistic, Value, and Opponent/Date. Rows include POINTS, FIELD GOALS MADE, FIELD GOAL ATTEMPTS, etc.

Miami (FL) - GAME LOWS

Table with 3 columns: Statistic, Value, and Opponent/Date. Rows include POINTS, FIELD GOALS MADE, FIELD GOAL ATTEMPTS, etc.

Opponent - GAME HIGHS

Table with 3 columns: Statistic, Value, and Opponent/Date. Rows include POINTS, FIELD GOALS MADE, FIELD GOAL ATTEMPTS, etc.

Opponent - GAME LOWS

Table with 3 columns: Statistic, Value, and Opponent/Date. Rows include POINTS, FIELD GOALS MADE, FIELD GOAL ATTEMPTS, etc.



points-rebounds-assists

Opponent	Date	Score		00	01	03	04	05	12	13
				SALGUES,KE	SID,MOULAY	HARDEN,DES	BANKS,ENDI	GRAY,MYKEA	ALLEN,JACA	MASON,TAYL
JACKSON ST.	11/10/19	83-68	w	0-0-0	3-2-3	0-1-0	11-3-6	12-2-4	DNP	DNP
NORTH FLORIDA	11/13/19	78-55	w	0-0-1	7-2-1	0-0-0	6-5-5	8-2-3	DNP	8-1-2
IUPUI	11/17/19	74-65	w	0-0-0	0-1-1	DNP	23-3-4	16-2-2	DNP	4-1-1
vs N.C. A&T	11/22/19	68-67	w	DNP	5-6-0	0-0-0	7-2-6	19-2-1	DNP	4-0-1
at #19/20 DePaul	11/23/19	83-89	L	DNP	10-6-4	DNP	9-6-3	0-4-3	DNP	3-0-0
#7/5 OREGON STATE	11/29/19	53-75	L	0-0-0	3-2-1	0-1-0	12-4-1	6-1-2	DNP	9-1-1
MIAMI (OH)	11/30/19	80-62	w	3-2-0	3-3-2	2-1-0	5-3-4	10-3-4	DNP	10-4-3
#14/16 INDIANA	12/04/19	45-58	L	0-0-0	3-5-1	DNP	13-5-0	7-2-0	DNP	6-4-0
BINGHAMTON	12/17/19	79-56	w	2-0-1	2-3-0	2-4-0	12-5-4	15-2-5	0-0-0	5-2-0
UNC ASHEVILLE	12/20/19	75-46	w	7-2-2	DNP	2-1-0	8-4-3	13-2-2	3-2-3	2-2-2
WASHINGTON ST.	12/21/19	74-68	w	0-0-0	4-2-0	DNP	14-3-1	15-1-2	DNP	0-2-2
WAKE FOREST	12/29/19	59-56	w	0-0-0	5-4-1	DNP	7-3-3	17-2-4	0-0-0	2-0-0
at Georgia Tech	01/02/20	54-61	L	0-0-0	0-3-0	0-0-0	5-3-2	10-3-4	DNP	7-4-2
#8 FLORIDA STATE	01/05/20	62-73	L	6-1-2	DNP	7-5-0	2-4-4	21-2-3	0-4-0	2-2-0
#7 LOUISVILLE	01/09/20	41-87	L	0-1-0	DNP	3-4-0	0-2-2	3-1-1	9-5-0	3-5-0
SYRACUSE	01/12/20	77-62	w	DNP	DNP	6-6-1	6-2-4	20-2-3	4-2-1	5-4-3
at North Carolina	01/16/20	58-78	L	3-2-0	0-0-0	12-6-0	0-2-2	15-6-5	2-1-0	3-1-0
at Notre Dame	01/19/20	53-76	L	0-1-1	4-4-0	7-8-1	6-3-2	16-5-1	DNP	4-2-1
CLEMSON	01/23/20	68-64	w	3-0-1	0-1-0	9-7-2	2-4-6	16-1-6	DNP	0-0-1
at #14 Florida St.	01/26/20	61-79	L	0-0-0	0-2-0	4-6-2	10-0-4	12-4-3	0-2-0	0-1-0
GEORGIA TECH	01/30/20	54-49	w	0-0-0	0-0-0	7-5-1	9-7-2	16-2-2	0-0-0	5-0-1
at Virginia Tech	02/02/20	45-69	L	3-1-0	DNP	13-5-0	2-3-1	0-2-1	1-2-0	8-1-2
DUKE	02/09/20	55-74	L	0-0-0	0-0-0	13-5-0	4-3-4	27-4-2	DNP	0-0-0
at Virginia	02/13/20	64-69	L	6-1-1	3-2-0	5-4-0	4-2-3	14-2-4	4-0-1	DNP
at Clemson	02/16/20	63-48	w	1-1-0	0-0-0	0-1-0	11-5-2	17-5-4	0-0-0	12-1-3
#10 NC STATE	02/20/20	48-50	L	DNP	6-3-0	15-7-1	2-6-5	11-3-3	DNP	1-3-0
at Boston College	02/23/20	64-75	L	3-1-0	0-2-0	4-6-0	6-5-3	4-3-2	DNP	15-1-0
at Wake Forest	02/27/20	79-63	w	0-0-0	0-1-3	4-3-3	7-5-5	8-1-4	DNP	7-4-2
PITTSBURGH	03/01/20	73-54	w	0-0-0	0-2-2	2-4-1	2-4-5	19-3-4	DNP	5-5-2

Opponent	Date	Score		15	20	21	22	32	44
				HUSTON,JAM	MARSHALL,K	JACKSON,BR	CHANG,YASM	MOMPREMIER	ROBY,SYDNE
JACKSON ST.	11/10/19	83-68	w	6-5-0	18-4-4	6-4-0	3-3-1	16-11-1	8-2-0
NORTH FLORIDA	11/13/19	78-55	w	0-4-1	16-4-1	4-6-1	7-3-0	16-3-1	6-3-0
IUPUI	11/17/19	74-65	w	0-2-0	8-5-4	0-3-0	0-0-0	20-11-2	3-0-0
vs N.C. A&T	11/22/19	68-67	w	0-2-0	10-2-3	2-3-2	0-2-1	18-8-0	3-4-0
at #19/20 DePaul	11/23/19	83-89	L	4-5-0	22-5-2	4-0-0	DNP	31-18-1	0-2-1
#7/5 OREGON STATE	11/29/19	53-75	L	1-4-0	3-2-2	6-3-0	0-0-1	13-7-1	0-0-0
MIAMI (OH)	11/30/19	80-62	w	4-13-1	3-3-5	9-4-0	7-1-1	13-4-0	11-2-0
#14/16 INDIANA	12/04/19	45-58	L	4-8-1	0-2-1	0-5-0	0-0-0	11-6-1	1-2-0
BINGHAMTON	12/17/19	79-56	w	7-9-1	11-2-3	0-4-1	0-2-0	18-16-0	5-3-1
UNC ASHEVILLE	12/20/19	75-46	w	2-5-2	11-1-2	4-2-0	0-1-0	17-12-1	6-4-1
WASHINGTON ST.	12/21/19	74-68	w	8-5-0	18-3-2	0-3-0	DNP	15-19-1	0-0-0
WAKE FOREST	12/29/19	59-56	w	1-5-2	12-5-3	0-1-1	DNP	15-12-1	0-1-0
at Georgia Tech	01/02/20	54-61	L	4-6-0	14-0-2	3-1-0	DNP	9-8-0	2-0-1
#8 FLORIDA STATE	01/05/20	62-73	L	7-1-0	3-0-2	14-10-0	0-0-0	DNP	0-1-0
#7 LOUISVILLE	01/09/20	41-87	L	0-2-0	3-1-2	13-6-0	7-0-0	DNP	0-1-0
SYRACUSE	01/12/20	77-62	w	8-2-0	19-3-4	4-4-0	2-1-0	DNP	3-0-0
at North Carolina	01/16/20	58-78	L	0-3-0	5-1-2	4-6-0	0-0-0	DNP	8-2-0
at Notre Dame	01/19/20	53-76	L	2-3-0	10-0-3	0-0-1	0-0-0	DNP	4-3-0
CLEMSON	01/23/20	68-64	w	6-4-0	22-1-2	10-5-0	DNP	DNP	0-0-0
at #14 Florida St.	01/26/20	61-79	L	2-0-0	21-2-3	12-5-0	DNP	DNP	0-0-0
GEORGIA TECH	01/30/20	54-49	w	8-10-3	7-4-3	2-5-0	0-0-0	DNP	0-0-0
at Virginia Tech	02/02/20	45-69	L	3-7-2	0-1-0	4-9-1	0-2-3	DNP	11-4-0
DUKE	02/09/20	55-74	L	2-4-1	5-4-2	4-3-1	DNP	DNP	0-5-0
at Virginia	02/13/20	64-69	L	0-0-1	25-3-4	0-5-0	DNP	DNP	3-4-0
at Clemson	02/16/20	63-48	w	2-3-0	13-1-1	3-7-2	DNP	DNP	4-3-0
#10 NC STATE	02/20/20	48-50	L	0-0-0	7-2-3	6-7-0	DNP	DNP	0-0-0
at Boston College	02/23/20	64-75	L	0-4-0	13-2-2	4-6-0	DNP	15-6-0	0-1-0
at Wake Forest	02/27/20	79-63	w	0-0-0	18-2-1	12-6-0	0-0-0	23-10-0	0-0-0
PITTSBURGH	03/01/20	73-54	w	0-4-0	21-2-1	11-7-0	0-1-0	13-10-0	0-0-0

GAME ONE

#18/19 Miami vs. Jackson State
Nov. 10, 2019 | Coral Gables, Fla.

Box score for Game One: Jackson St. 68 - 0-2, 0-0 SWAC. Includes player stats for Marneisha Hamer, Ameyah Williams, Kaitlyn Luskett, etc.

Box score for Game One: #18/19 Miami (FL) 83 - 1-0, 0-0 ACC. Includes player stats for Jamin Huston, Beatrice Mompremier, Endia Banks, etc.

Officials: Kyrle Appalano, Edward Sidaway, Eric Brewster
Technical fouls: Jackson St. None, #18/19 Miami (FL) None
Attendance: 917

GAME TWO

#17/19 Miami vs. North Florida
Nov. 13, 2019 | Coral Gables, Fla.

Box score for Game Two: North Florida 55 - 1-2, 0-0 ASUN. Includes player stats for Jiffy Bond, Andrea Emmevia, Tiffany Tolbert, etc.

Box score for Game Two: #17/19 Miami (FL) 78 - 2-0, 0-0 ACC. Includes player stats for Jamin Huston, Beatrice Mompremier, Endia Banks, etc.

Officials: Thompson-Luke Gonzalez, Angela Lewis
Technical fouls: North Florida: None, #17/19 Miami (FL): None
Attendance: 4017

GAME THREE

#17/19 Miami vs. IUPUI
Nov. 17, 2019 | Coral Gables, Fla.

Box score for Game Three: IUPUI 65 - 2-1, 0-0 Horizon. Includes player stats for Morgan Allen, Maceo Williams, Holly Hoopnagamer, etc.

Box score for Game Three: #17/19 Miami (FL) 74 - 3-0, 0-0 ACC. Includes player stats for Jamin Huston, Beatrice Mompremier, Endia Banks, etc.

Officials: McKinley Fatuso, Gustavo Sanchez, Matthew Lynch
Technical fouls: IUPUI: None, #17/19 Miami (FL): None
Attendance: 863

GAME FOUR

#16/17 Miami vs. NC A&T
Nov. 22, 2019 | Chicago, Ill.

Box score for Game Four: NC A&T 67 - 2-3, 0-0 MEAC. Includes player stats for LaRon Hill, Alexus Lessner, Corina McCray, etc.

Box score for Game Four: #16/17 Miami 88 - 4-0, 0-0 ACC. Includes player stats for Beatrice Mompremier, Moulaysia Johnson Sid, Endia Banks, etc.

Officials: Ashley Goode, Kevin Dillard, Tom Danaher
Technical fouls: NC A&T: None, #16/17 Miami (FL) None
Attendance: 3062

GAME FIVE

#16/17 Miami at #19/20 DePaul
Nov. 23, 2019 | Chicago, Ill.

Box score for Game Five: #16/17 Miami (FL) 83 - 4-1, 0-0 ACC. Includes player stats for Moulaysia Johnson Sid, Beatrice Mompremier, Endia Banks, etc.

Box score for Game Five: #19/20 DePaul 89 - 4-1, 0-0 BIG EAST. Includes player stats for Chanele Stonewall, Daja Church, Leah Held, etc.

Officials: Rebecca Taylor, Eric Brewster, Karen Preato
Technical fouls: #16/17 Miami (FL): None, #19/20 DePaul: Sonya Morris
Attendance: 1608

GAME SIX

#19/18 Miami vs. #7/5 Oregon State
Nov. 29, 2019 | Coral Gables, Fla.

Box score for Game Six: Oregon State 75 - 6-0, 0-0 P12. Includes player stats for Kennedy Brown, Taylor Jones, Mikayla Pivec, etc.

Box score for Game Six: #19/18 Miami 83 - 4-2, 0-0 ACC. Includes player stats for Beatrice Mompremier, Moulaysia Johnson Sid, Endia Banks, etc.

Officials: Saif Esho, Paulani Spurlock, Joseph Vassily
Technical fouls: #7/5 Oregon State: None, #19/18 Miami: None
Attendance: 1335

GAME SEVEN

#19/18 Miami vs. Miami (OH)
Nov. 30, 2019 | Coral Gables, Fla.

Box score for Game Seven: Miami (OH) 62 - 4-4, 0-0 MAC. Includes player stats for Savannah Kluesner, Kelly McLaughlin, Vanessa Garette, etc.

Box score for Game Seven: #19/18 Miami 80 - 5-2, 0-0 ACC. Includes player stats for Brianna Jackson, Beatrice Mompremier, Endia Banks, etc.

Officials: Linda Miles, Ron Leighton, Pualani Spurlock
Technical fouls: Miami (OH): None, #19/18 Miami: Brianna Jackson
Attendance: 823

GAME EIGHT

#21/22 Miami vs. #14/16 Indiana
Dec. 4, 2019 | Coral Gables, Fla.

Box score for Game Eight: #14/16 Indiana 58 - 7-1, 0-0 Big Ten. Includes player stats for Brenna Wise, Mackenzie Holmes, Chanel Wilson, etc.

Box score for Game Eight: #21/22 Miami (FL) 45 - 5-3, 0-0 ACC. Includes player stats for Brianna Jackson, Beatrice Mompremier, Endia Banks, etc.

Officials: Maggie Tene, Bruce Montes, Dee Karmner
Technical fouls: #14/16 Indiana: None, #21/22 Miami (FL): None
Attendance: 823

GAME NINE

Miami vs. Binghamton
Dec. 7, 2019 | Coral Gables, Fla.

Box score for Game Nine: Binghamton 56 - 9-1, 0-0 America. Includes player stats for Karlee Krichmar, Olivia Rami, Kait Moon, etc.

Box score for Game Nine: Miami (FL) 79 - 6-3, 0-0 ACC. Includes player stats for Jamin Huston, Endia Banks, Moulaysia Johnson Sid, etc.

Officials: Ryan Durham, Linda Miles, Edward Sidaway
Technical fouls: Binghamton: None, Miami (FL): None
Attendance: 823



GAME TEN

Miami vs. UNC Asheville
Dec. 20, 2019 || Coral Gables, Fla.

UNC Asheville 46 - 53, 0-0 BigSo
Player stats for game 10 including points, rebounds, and assists.

Miami 75 - 73, 0-1 ACC

Player stats for game 11 between Miami and UNC Asheville.

Miami 75 - 73, 0-1 ACC

Summary statistics and team performance for game 11.

GAME THIRTEEN

#23/rv Miami at Georgia Tech
Jan. 2, 2020 || Atlanta, Ga.

Player stats for game 13 between Miami and Georgia Tech.

Georgia Tech 61 - 11, 2-2 ACC

Player stats for game 14 between Miami and Georgia Tech.

Georgia Tech 61 - 11, 2-2 ACC

Summary statistics and team performance for game 14.

GAME ELEVEN

Miami vs. Washington State
Dec. 21, 2019 || Coral Gables, Fla.

Washington St. 68 - 75, 0-0 Pac-12
Player stats for game 11 between Washington State and Miami.

Miami (FL) 74 - 83, 0-1 ACC

Player stats for game 12 between Washington State and Miami.

Miami (FL) 74 - 83, 0-1 ACC

Summary statistics and team performance for game 12.

GAME TWELVE

#24/rv Miami vs. Wake Forest
Dec. 29, 2019 || Coral Gables, Fla.

Wake Forest 56 - 75, 0-1 ACC
Player stats for game 12 between Wake Forest and Miami.

#24/rv Miami (FL) 59 - 93, 1-0 ACC

Player stats for game 13 between Wake Forest and Miami.

#24/rv Miami (FL) 59 - 93, 1-0 ACC

Summary statistics and team performance for game 13.

GAME FOURTEEN

#23/rv Miami vs. #8/8 Florida State
Jan. 5, 2020 || Coral Gables, Fla.

Player stats for game 14 between Miami and Florida State.

#23- Miami 62 - 9, 1-5 ACC

Player stats for game 15 between Miami and Florida State.

#23- Miami 62 - 9, 1-5 ACC

Summary statistics and team performance for game 15.

GAME FIFTEEN

Miami vs. #7/7 Louisville
Jan. 9, 2020 || Coral Gables, Fla.

Player stats for game 15 between Miami and Louisville.

Miami (FL) 41 - 90, 1-3 ACC

Player stats for game 16 between Miami and Louisville.

Miami (FL) 41 - 90, 1-3 ACC

Summary statistics and team performance for game 16.

GAME SIXTEEN

Miami vs. Syracuse
Jan. 12, 2020 || Coral Gables, Fla.

Player stats for game 16 between Miami and Syracuse.

Miami 77 - 10, 6, 2-3 ACC

Player stats for game 17 between Miami and Syracuse.

Miami 77 - 10, 6, 2-3 ACC

Summary statistics and team performance for game 17.

GAME SEVENTEEN

Miami at North Carolina
Jan. 16, 2020 || Chapel Hill, N.C.

Player stats for game 17 between Miami and North Carolina.

Miami 58 - 10, 7, 2-4 ACC

Player stats for game 18 between Miami and North Carolina.

Miami 58 - 10, 7, 2-4 ACC

Summary statistics and team performance for game 18.

GAME EIGHTEEN

Miami at Notre Dame
Jan. 19, 2020 || South Bend, Ind.

Player stats for game 18 between Miami and Notre Dame.

Miami 53 - 10, 8, 2-5 ACC

Player stats for game 19 between Miami and Notre Dame.

Miami 53 - 10, 8, 2-5 ACC

Summary statistics and team performance for game 19.

GAME NINETEEN

Miami vs. Clemson
Jan. 23, 2020 | Coral Gables, Fla.

Box score for Game Nineteen: Miami vs. Clemson. Includes player stats for 34 players and team totals.

Summary statistics for Game Nineteen: Miami vs. Clemson. Includes FG%, 3Pt%, FT%, and Rebounds.

Miami (FL) 66 - 118, 3-5 ACC

Box score for Game Nineteen: Miami (FL) vs. Clemson. Includes player stats for 14 players and team totals.

Summary statistics for Game Nineteen: Miami (FL) vs. Clemson. Includes FG%, 3Pt%, FT%, and Rebounds.

Clemson 64 - 71, 2-5 ACC

Box score for Game Nineteen: Clemson vs. Miami. Includes player stats for 14 players and team totals.

Summary statistics for Game Nineteen: Clemson vs. Miami. Includes FG%, 3Pt%, FT%, and Rebounds.

GAME TWENTY

Miami at #14/14 Florida State
Jan. 26, 2020 | Tallahassee, Fla.

Box score for Game Twenty: Miami at Florida State. Includes player stats for 14 players and team totals.

Summary statistics for Game Twenty: Miami at Florida State. Includes FG%, 3Pt%, FT%, and Rebounds.

#14 Florida St 79 - 17, 3-6 ACC

Box score for Game Twenty: #14 Florida St vs. Miami. Includes player stats for 14 players and team totals.

Summary statistics for Game Twenty: #14 Florida St vs. Miami. Includes FG%, 3Pt%, FT%, and Rebounds.

Miami 61 - 119, 3-6 ACC

Box score for Game Twenty: Miami vs. Florida State. Includes player stats for 14 players and team totals.

Summary statistics for Game Twenty: Miami vs. Florida State. Includes FG%, 3Pt%, FT%, and Rebounds.

GAME TWENTY-ONE

Miami vs. Georgia Tech
Jan. 30, 2020 | Coral Gables, Fla.

Box score for Game Twenty-One: Miami vs. Georgia Tech. Includes player stats for 14 players and team totals.

Summary statistics for Game Twenty-One: Miami vs. Georgia Tech. Includes FG%, 3Pt%, FT%, and Rebounds.

Georgia Tech 49 - 147, 5-ACC

Box score for Game Twenty-One: Georgia Tech vs. Miami. Includes player stats for 14 players and team totals.

Summary statistics for Game Twenty-One: Georgia Tech vs. Miami. Includes FG%, 3Pt%, FT%, and Rebounds.

Miami 54 - 129, 4-ACC

Box score for Game Twenty-One: Miami vs. Georgia Tech. Includes player stats for 14 players and team totals.

Summary statistics for Game Twenty-One: Miami vs. Georgia Tech. Includes FG%, 3Pt%, FT%, and Rebounds.

GAME TWENTY-TWO

Miami at Virginia Tech
Feb. 2, 2020 | Blacksburg, Va.

Box score for Game Twenty-Two: Miami at Virginia Tech. Includes player stats for 14 players and team totals.

Summary statistics for Game Twenty-Two: Miami at Virginia Tech. Includes FG%, 3Pt%, FT%, and Rebounds.

Miami (FL) 45 - 12, 10-4, 7 ACC

Box score for Game Twenty-Two: Miami (FL) vs. Virginia Tech. Includes player stats for 14 players and team totals.

Summary statistics for Game Twenty-Two: Miami (FL) vs. Virginia Tech. Includes FG%, 3Pt%, FT%, and Rebounds.

Virginia Tech 69 - 16, 5-6, 4 ACC

Box score for Game Twenty-Two: Virginia Tech vs. Miami. Includes player stats for 14 players and team totals.

Summary statistics for Game Twenty-Two: Virginia Tech vs. Miami. Includes FG%, 3Pt%, FT%, and Rebounds.

GAME TWENTY-THREE

Miami vs. Duke
Feb. 9, 2020 | Coral Gables, Fla.

Box score for Game Twenty-Three: Miami vs. Duke. Includes player stats for 14 players and team totals.

Summary statistics for Game Twenty-Three: Miami vs. Duke. Includes FG%, 3Pt%, FT%, and Rebounds.

Duke 74 - 13, 10-7, 4 ACC

Box score for Game Twenty-Three: Duke vs. Miami. Includes player stats for 14 players and team totals.

Summary statistics for Game Twenty-Three: Duke vs. Miami. Includes FG%, 3Pt%, FT%, and Rebounds.

Miami (FL) 55 - 12, 11-4, 8 ACC

Box score for Game Twenty-Three: Miami (FL) vs. Duke. Includes player stats for 14 players and team totals.

Summary statistics for Game Twenty-Three: Miami (FL) vs. Duke. Includes FG%, 3Pt%, FT%, and Rebounds.

GAME TWENTY-FOUR

Miami at Virginia
Feb. 13, 2020 | Charlottesville, Va.

Box score for Game Twenty-Four: Miami at Virginia. Includes player stats for 14 players and team totals.

Summary statistics for Game Twenty-Four: Miami at Virginia. Includes FG%, 3Pt%, FT%, and Rebounds.

Miami 64 - 12, 12, 4-9 ACC

Box score for Game Twenty-Four: Miami vs. Virginia. Includes player stats for 14 players and team totals.

Summary statistics for Game Twenty-Four: Miami vs. Virginia. Includes FG%, 3Pt%, FT%, and Rebounds.

Virginia 69 - 11, 14, 6-8 ACC

Box score for Game Twenty-Four: Virginia vs. Miami. Includes player stats for 14 players and team totals.

Summary statistics for Game Twenty-Four: Virginia vs. Miami. Includes FG%, 3Pt%, FT%, and Rebounds.

GAME TWENTY-FIVE

Miami at Clemson
Feb. 16, 2020 | Clemson, S.C.

Box score for Game Twenty-Five: Miami at Clemson. Includes player stats for 14 players and team totals.

Summary statistics for Game Twenty-Five: Miami at Clemson. Includes FG%, 3Pt%, FT%, and Rebounds.

Miami 63 - 13, 12-5, 9 ACC

Box score for Game Twenty-Five: Miami (FL) vs. Clemson. Includes player stats for 14 players and team totals.

Summary statistics for Game Twenty-Five: Miami (FL) vs. Clemson. Includes FG%, 3Pt%, FT%, and Rebounds.

Clemson 48 - 7, 19, 3-12 ACC

Box score for Game Twenty-Five: Clemson vs. Miami. Includes player stats for 14 players and team totals.

Summary statistics for Game Twenty-Five: Clemson vs. Miami. Includes FG%, 3Pt%, FT%, and Rebounds.

GAME TWENTY-SIX

Miami vs. #10 NC State
Feb. 20, 2020 | Coral Gables, Fla.

Box score for Game Twenty-Six: Miami vs. NC State. Includes player stats for 14 players and team totals.

Summary statistics for Game Twenty-Six: Miami vs. NC State. Includes FG%, 3Pt%, FT%, and Rebounds.

#10 NC State 50 - 23, 3, 12-3 ACC

Box score for Game Twenty-Six: NC State vs. Miami. Includes player stats for 14 players and team totals.

Summary statistics for Game Twenty-Six: NC State vs. Miami. Includes FG%, 3Pt%, FT%, and Rebounds.

Miami 48 - 13, 13, 5-10 ACC

Box score for Game Twenty-Six: Miami (FL) vs. NC State. Includes player stats for 14 players and team totals.

Summary statistics for Game Twenty-Six: Miami (FL) vs. NC State. Includes FG%, 3Pt%, FT%, and Rebounds.

GAME TWENTY-SEVEN

Miami at Boston College
Feb. 23, 2020 | Chestnut Hill, Mass.

Box score for Game Twenty-Seven: Miami at Boston College. Includes player stats for 14 players and team totals.

Summary statistics for Game Twenty-Seven: Miami at Boston College. Includes FG%, 3Pt%, FT%, and Rebounds.

Miami (FL) 64 - 13, 14-15, 11 ACC

Box score for Game Twenty-Seven: Miami (FL) vs. Boston College. Includes player stats for 14 players and team totals.

Summary statistics for Game Twenty-Seven: Miami (FL) vs. Boston College. Includes FG%, 3Pt%, FT%, and Rebounds.

Boston College 75 - 17, 10-10, 4 ACC

Box score for Game Twenty-Seven: Boston College vs. Miami. Includes player stats for 14 players and team totals.

Summary statistics for Game Twenty-Seven: Boston College vs. Miami. Includes FG%, 3Pt%, FT%, and Rebounds.



### GAME TWENTY-EIGHT

Miami at Wake Forest  
Feb. 27, 2020 || Winston-Salem, N.C.

#	Player	Total			3-Pr			Rebounds			PF	TP	A	TO	Bk	Stl	Min
		FG	FGA	FT	FTA	Off	Def	Total	Off	Def							
03	Destiny Harden	1	2-4	0-0	0-0	0	3	3	2	4	3	2	0	0	0	19	
21	Brianna Jackson	1	0-10	0-0	0-1	3	3	6	2	12	0	1	1	0	0	18	
04	Endia Banks	4	3-5	1-2	0-0	1	4	5	1	7	5	3	0	2	0	30	
05	Miyka Gray	6	2-4	1-1	2-4	0	1	1	0	8	4	1	0	2	0	24	
20	Kelsey Marshall	6	6-12	6-11	0-0	1	2	2	18	1	3	0	0	0	0	34	
00	Kenza Salgues	0-0	0-0	0-0	0-0	0	0	0	0	0	0	0	0	0	0	1	
01	Moulayna Johnson Sid	0-2	0-0	0-0	0-0	0	1	1	0	0	3	0	0	0	0	18	
13	Taylor Mason	3-10	0-3	1-4	1	3	4	2	7	2	2	0	0	1	0	25	
15	Jamir Huston	0-0	0-0	0-0	0-0	0	0	0	0	0	1	0	1	0	0	6	
22	Yasmeen Chang	0-0	0-0	0-0	0-0	0	0	0	0	0	0	0	0	0	0	1	
32	Beatrice Mompremier	8-10	0-0	7-9	3	7	10	2	23	0	3	0	2	0	0	23	
44	Sydney Roby	0-0	0-0	0-0	0-0	0	0	0	0	0	0	0	0	0	0	1	
Team		3		2		5											
Totals		30-57	8-17	11-18	12	25	37	11	79	18	14	1	8	200			
1st FG %		51.3	62.7%	2nd 5-14	36.4%	3rd 10-16	62.5%	4th 5-14	35.7%	Game 30-57	52.8%	Deadball					
3Pt %		5.3	10.0%	2-5	40.0%	1-3	33.3%	2-6	33.3%	8-17	47.1%	Rebounds					
FT %		1-4	25.0%	0-0	0.0%	5-5	100.0%	5-5	100.0%	11-18	61.1%	5-11					

#	Player	Total			3-Pr			Rebounds			PF	TP	A	TO	Bk	Stl	Min
		FG	FGA	FT	FTA	Off	Def	Total	Off	Def							
21	Raegyn Branch	1	0-0	0-0	0-0	0	0	0	0	0	0	0	0	0	0	2	
41	Ona Liddoh	1	3-5	0-0	0-0	1	0	1	2	6	1	0	0	0	0	13	
05	Gina Conti	6	1-6	1-3	0-0	0	0	0	2	3	2	1	0	0	0	34	
14	Alex Sharp	6	4-11	2-5	2-2	0	5	5	3	12	3	0	0	1	0	30	
32	Alexandria Soucas	4	1-4	1-3	0-0	0	1	1	1	3	0	1	0	0	0	10	
00	Maya Banks	0-0	0-0	0-0	0-0	0	0	0	0	0	1	0	1	0	0	3	
01	Anais Hoard	0-4	0-2	0-0	0-0	0	1	1	1	0	0	0	0	0	0	7	
20	Kaia Harrison	3-7	1-2	0-0	0-0	1	1	1	5	7	4	3	0	1	0	30	
03	Mikolozza Maser	0-0	0-0	0-0	0-0	0	0	0	0	0	0	0	0	0	0	1	
10	Ellen Halme	0-0	0-0	0-0	0-0	0	0	0	0	0	0	0	0	0	0	1	
11	Inana Raza	7-15	1-3	4-4	4	4	8	0	19	3	3	1	3	0	0	38	
20	Olivia Summit	0-0	0-0	0-0	0-0	0	0	0	0	0	0	0	0	0	0	1	
23	Christina Morra	6-8	0-0	1-1	2	3	3	13	0	1	1	0	0	0	0	24	
Team		0		1		1											
Totals		25-60	6-18	7-7	8	16	24	18	63	13	11	3	5	200			
1st FG %		7.19	36.8%	2nd 5-14	35.7%	3rd 4-13	30.8%	4th 5-15	33.3%	Game 25-60	41.7%	Deadball					
3Pt %		2-5	40.0%	2-5	40.0%	1-3	33.3%	1-4	25.0%	6-9	66.7%	Rebounds					
FT %		0-0	0.0%	1-1	100.0%	2-2	100.0%	4-4	100.0%	7-7	100.0%	1-1					

Officials: Linda Miles, Jeffrey Smith, Edward Salsky  
 Technical fouls: Miami-None, Wake Forest-None.  
 Attendance: 833

Score by periods	1st	2nd	3rd	4th	Total
Miami	22	12	25	19	79
Wake Forest	16	21	11	15	63

Last FG: UM 4th-00:57, WF 4th-04:50.  
 Largest lead: UM by 16 4th-03:25, WF by 8 2nd-00:42.  
 UM led for 29:40, WF led for 08:11. Game was tied for 01:25.

	1st	2nd	3rd	4th	Total
Points	22	12	25	19	79
Fouls	16	21	11	15	63

Score led - 3 times.  
 Lead changed - 2 times.

### GAME TWENTY-NINE

Miami vs. Pittsburgh  
March 1, 2020 || Coral Gables, Fla.

#	Player	Total			3-Pr			Rebounds			PF	TP	A	TO	Bk	Stl	Min
		FG	FGA	FT	FTA	Off	Def	Total	Off	Def							
23	Rita Igbokwe	1	0-3	0-0	0-0	2	4	6	5	0	2	2	3	0	0	21	
01	Dayshante Harris	6	7-15	2-4	6-9	1	4	5	3	22	1	4	0	1	0	29	
04	Emv Hayford	4	1-8	1-4	2-2	1	3	4	3	5	1	3	1	2	0	20	
05	Amber Brown	6	6-12	0-0	2-2	3	2	5	1	14	0	3	0	1	0	35	
12	Gabbie Green	9	1-11	1-8	1-2	1	0	1	2	4	1	0	0	0	0	30	
00	Jahsym Knight	0-1	0-0	0-0	0-0	0	0	0	0	0	2	1	0	1	0	18	
10	Ismini Prapa	1-3	1-2	0-0	0	2	2	1	3	2	3	0	0	0	0	21	
11	Cara Judkins	1-3	0-0	0-0	1	3	4	1	2	0	1	1	0	0	0	18	
21	Marcella Lamark	1-1	1-1	1-2	0	1	2	4	0	0	0	0	0	0	0	8	
Team		2		3		5											
Totals		16-57	6-19	12-17	13	26	30	18	54	9	17	5	5	200			
1st FG %		21.4	14.3%	2nd 5-14	35.7%	3rd 5-12	41.7%	4th 6-17	35.3%	Game 16-57	28.1%	Deadball					
3Pt %		1-5	20.0%	2-5	40.0%	1-3	33.3%	2-5	40.0%	6-19	31.6%	Rebounds					
FT %		2-4	50.0%	1-2	50.0%	4-6	66.7%	6-9	66.7%	12-17	70.6%	1					

#	Player	Total			3-Pr			Rebounds			PF	TP	A	TO	Bk	Stl	Min
		FG	FGA	FT	FTA	Off	Def	Total	Off	Def							
03	Destiny Harden	1	1-3	0-2	0-1	2	2	4	1	2	1	1	1	1	0	16	
32	Beatrice Mompremier	1	5-15	0-1	3-3	4	6	10	1	13	0	1	1	0	0	19	
04	Endia Banks	9	1-4	0-1	0-0	0	4	4	2	2	5	1	0	1	0	27	
05	Miyka Gray	6	5-12	4-7	5-6	0	3	1	18	4	2	0	2	0	25		
13	Taylor Mason	4	1-3	1-1	2-2	2	3	5	2	5	2	2	0	1	0	20	
00	Kenza Salgues	0-6	0-5	0-0	0	0	0	0	0	0	0	0	0	0	0	10	
01	Moulayna Johnson Sid	0-1	0-1	0-0	1	2	0	0	2	0	0	0	0	0	0	14	
15	Jamir Huston	0-1	0-0	0-2	2	2	4	0	0	0	0	0	0	0	0	10	
20	Kelsey Marshall	8-12	5-9	0-0	0	2	2	1	21	1	2	2	0	0	0	25	
21	Brianna Jackson	3-6	0-0	5-6	3	4	7	1	11	0	1	0	2	0	16		
22	Yasmeen Chang	0-4	0-0	0-0	0	1	1	3	0	0	0	0	0	0	0	10	
44	Sydney Roby	0-1	0-0	0-0	0	0	0	3	0	0	0	2	1	0	7		
Team		5		7		11											
Totals		24-68	10-27	15-20	19	30	49	15	73	15	11	6	8	200			
1st FG %		5.17	29.4%	2nd 1-16	6.3%	3rd 9-20	45.0%	4th 3-13	23.0%	Game 24-68	35.3%	Deadball					
3Pt %		3-8	37.5%	3-6	50.0%	4-7	57.1%	5-8	62.5%	10-20	50.0%	Rebounds					
FT %		5-7	71.4%	2-4	50.0%	3-3	100.0%	5-6	83.3%	15-20	75.0%	4					

Officials: Dan Outlaw, Meadow Chestnut, Bryan Brunette  
 Technical fouls: Pittsburgh-None, Miami-None.  
 Attendance: 1214

Score by periods	1st	2nd	3rd	4th	Total
Pittsburgh	8	15	15	18	54
Miami	16	19	25	11	73

Last FG: UM 4th-02:49, UM 4th-06:28.  
 Largest lead: UP by 1 1st-07:34, UM by 30 4th-06:28.  
 UP led for 01:05, UM led for 36:21. Game was tied for 02:25.

	1st	2nd	3rd	4th	Total
Points	8	15	15	18	54
Fouls	16	19	25	11	73

Score led - 1 time.  
 Lead changed - 3 times.



### TV/Radio Chart

0		<b>KENZA SALGUES</b>	<b>GP-GS</b>	<b>PPG</b>	<b>RPG</b>	<b>APG</b>	<b>MPG</b>	<ul style="list-style-type: none"> <li>Ranked No. 20 international player in 2018 class by ProspectsNation.com</li> <li>Represented France at FIBA U18 European Championship</li> <li>Played against Moulayna Sidi Baba at the FIBA U16 European Championship</li> <li>First Frenchwoman to play under Katie Meier</li> <li>INSEP alums include Tony Parker and Clint Capela</li> </ul>				
		Fr.   G   5-9 MONTPELLIER, FRANCE MAJOR: Sports Administration	2019-20	25-0	1.5	0.5	0.4		8.3	CAREER	25-0	1.5
1		<b>MOULAYNA JOHNSON SIDI BABA</b>	<b>GP-GS</b>	<b>PPG</b>	<b>RPG</b>	<b>APG</b>	<b>MPG</b>	<ul style="list-style-type: none"> <li>Missed four games due to an ankle injury</li> <li>Four-star international prospect according to Keil Moore Basketball</li> <li>Represented Sweden at the FIBA U18 European Championship</li> <li>Played against Kenza Salgues at the FIBA U16 European Championship</li> <li>Second Swedish player to sign with Coach Katie Meier</li> </ul>				
		Fr.   F   6-0 ARSTA, SWEDEN MAJOR: Business Administration	2019-20	24-3	2.4	2.3	0.8		16.3	CAREER	24-3	2.4
3		<b>DESTINY HARDEN</b>	<b>GP-GS</b>	<b>PPG</b>	<b>RPG</b>	<b>APG</b>	<b>MPG</b>	<ul style="list-style-type: none"> <li>Poured in a career-high 15 points against NC State (2/20)</li> <li>Tied her career high for rebounds with six against Syracuse (1/12)</li> <li>Sat out the 2018-19 season due to NCAA transfer rules</li> <li>Spent her freshman year at West Virginia, made a WNIT semifinals appearance</li> <li>Earned Chicago Tribune and USA Today All-USA IL Second Team honors</li> </ul>				
		R-So.   F   6-0 CHICAGO, ILL. MAJOR: Criminal Justice	2019-20	24-14	4.9	3.8	0.5		16.2	CAREER	59-14	3.5
4		<b>ENDIA BANKS</b>	<b>GP-GS</b>	<b>PPG</b>	<b>RPG</b>	<b>APG</b>	<b>MPG</b>	<ul style="list-style-type: none"> <li>Ranks 13th in the ACC in assists, averaging 3.31 per game</li> <li>Tallied her eighth double-digit game of the season at Clemson (2/16)</li> <li>Knocked down the game-tying jumper to send the GT game (1/30) to OT</li> <li>Scored a career-high 23 points against IUPUI (11/17)</li> <li>Elected as a team captain for 2019-20</li> </ul>				
		Jr.   G   5-9 DULUTH, GA. MAJOR: Sports Administration	2019-20	29-29	7.1	3.7	3.3		29.4	CAREER	95-75	6.1
5		<b>MYKEA GRAY</b>	<b>GP-GS</b>	<b>PPG</b>	<b>RPG</b>	<b>APG</b>	<b>MPG</b>	<ul style="list-style-type: none"> <li>Named to the 2020 ACC All-Defensive Team, leading the ACC in steals</li> <li>Eclipsed 1,000-career point in 21-point effort at UNC (1/16)</li> <li>Leads all Canes in career 20-point outings at 14 (four this season)</li> <li>Has totaled 61 double-digit outings in her career</li> <li>Career goal is to become an FBI agent</li> </ul>				
		Jr.   G   5-4 UPPER MARLBORO, MD. MAJOR: Criminal Justice	2019-20	29-29	12.9	2.6	2.9		28.8	CAREER	95-95	12.4
12		<b>IGGY ALLEN</b>	<b>GP-GS</b>	<b>PPG</b>	<b>RPG</b>	<b>APG</b>	<b>MPG</b>	<ul style="list-style-type: none"> <li>Recorded a season-high nine points against Louisville (1/9)</li> <li>Transferred from Mississippi State in the fall of 2018</li> <li>Redshirted during the 2017-18 season due to a preseason injury</li> <li>Played in 20 games in 2016-17, helping the Bulldogs to the NCAA finals</li> <li>Sister, Alica Mardis, plays basketball at Arkansas Tech</li> </ul>				
		R-Jr.   G   5-10 POMPANO BEACH, FLA. MAJOR: Communication	2019-20	12-0	1.9	1.5	0.4		9.1	CAREER	32-0	2.4
13		<b>TAYLOR MASON</b>	<b>GP-GS</b>	<b>PPG</b>	<b>RPG</b>	<b>APG</b>	<b>MPG</b>	<ul style="list-style-type: none"> <li>Set a new career-high in scoring (15) at Boston College (2/23)</li> <li>Went a career-best 4-of-4 from 3-point range at Clemson (2/16)</li> <li>Leads all bench players with 4.8 points per game this year</li> <li>Nation's No. 66 recruit in 2017 according to espnW HoopGurlz</li> <li>Older brother, Nate, played basketball at Minnesota</li> </ul>				
		Jr.   G   5-9 DECATUR, GA. MAJOR: Interactive Media	2019-20	27-0	4.8	1.9	1.1		18.7	CAREER	93-1	3.4
15		<b>JAMIR HUSTON</b>	<b>GP-GS</b>	<b>PPG</b>	<b>RPG</b>	<b>APG</b>	<b>MPG</b>	<ul style="list-style-type: none"> <li>Was a basket shy (8 pts, 10 reb) of her first career double-double (1/30)</li> <li>Hit a buzzer beater three right before halftime against Binghamton</li> <li>Set a career-high in rebounds with 13 against Miami (OH)</li> <li>Attended the same school as UM football standout Wesley Carroll</li> <li>Cousin, Denzel Ward, plays for the Cleveland Browns</li> </ul>				
		So.   F   6-0 CLEVELAND, OHIO MAJOR: Sports Administration	2019-20	29-10	2.8	4.1	0.5		15.7	CAREER	53-10	2.3
20		<b>KELSEY MARSHALL</b>	<b>GP-GS</b>	<b>PPG</b>	<b>RPG</b>	<b>APG</b>	<b>MPG</b>	<ul style="list-style-type: none"> <li>Ranks third in ACC in 3-point field goal percentage (.371)</li> <li>One of 21 ACC players with 5-plus 20-point games this season</li> <li>Set new career highs in points (25) and threes (seven) at Virginia (2/13)</li> <li>Has scored in double-digits in 16 games this season</li> <li>Older brother, Kyle, played at Butler and professionally in France</li> </ul>				
		Jr.   G   5-9 DAVIE, FLA. MAJOR: Sports Administration	2019-20	29-28	11.7	2.3	2.4		27.6	CAREER	94-48	9.1
21		<b>BRIANNA JACKSON</b>	<b>GP-GS</b>	<b>PPG</b>	<b>RPG</b>	<b>APG</b>	<b>MPG</b>	<ul style="list-style-type: none"> <li>Ranks sixth in the ACC in blocks per game (1.31)</li> <li>Tallied her first career double-double against FSU (14 pts, 10 reb)</li> <li>No. 92 prospect in the nation according to espnW HoopGurlz</li> <li>Virginia Class 5 State Player of the Year</li> <li>Father, Brian, played semi-pro basketball</li> </ul>				
		Fr.   F   6-3 VIRGINIA BEACH, VA. MAJOR: Sports Administration	2019-20	29-16	4.9	4.5	0.3		16.8	CAREER	29-16	4.9
22		<b>YASMEEN CHANG</b>	<b>GP-GS</b>	<b>PPG</b>	<b>RPG</b>	<b>APG</b>	<b>MPG</b>	<ul style="list-style-type: none"> <li>Ranked the No. 21 player nationally by ASGR Basketball</li> <li>Two-time Naples Daily News Player of the Year</li> <li>Scored in double-figures in 20 of 22 games as a senior</li> <li>Tallied eight games with 20-plus points in 2018-19</li> <li>Nickname is Yas</li> </ul>				
		Fr.   G   5-9 NAPLES, FLA. MAJOR: Exploratory Undecided	2019-20	18-0	1.4	0.9	0.4		7.1	CAREER	18-0	1.4
32		<b>BEATRICE MOMPREMIER</b>	<b>GP-GS</b>	<b>PPG</b>	<b>RPG</b>	<b>APG</b>	<b>MPG</b>	<ul style="list-style-type: none"> <li>Has two double-doubles in the last three games</li> <li>Top 10 Finalist for Lisa Leslie Center of the Year Award</li> <li>Two-time ACC Co-Player of the Week this season (11/25 &amp; 12/22)</li> <li>2019 ACC Preseason Player of the Year</li> <li>2018 Associated Press Preseason All-Americans</li> </ul>				
		R-Sr.   F   6-4 MIAMI, FLA. MAJOR: Sociology	2019-20	16-13	16.6	10.1	0.6		25.8	CAREER	119-81	11.4
44		<b>SYDNEE ROBY</b>	<b>GP-GS</b>	<b>PPG</b>	<b>RPG</b>	<b>APG</b>	<b>MPG</b>	<ul style="list-style-type: none"> <li>Made her first career start against Binghamton (12/17)</li> <li>Tabbed the No. 60 player in the nation by espnW HoopGurlz</li> <li>2017-18 Wisconsin Gatorade Player of the Year</li> <li>Mother, Essie, played professionally for the Virginia Wave of the WABA...also at Howard University and Grambling State</li> </ul>				
		Fr.   C   6-3 MILWAUKEE, WIS. MAJOR: Exploratory Undecided	2019-20	29-2	2.7	1.6	0.1		8.8	CAREER	29-2	2.7

HC		<b>KATIE MEIER</b>	<b>Career Record:</b> 368-231	<b>Miami Record:</b> 292-186
		HEAD COACH 15TH SEASON ALMA MATER: Duke	<ul style="list-style-type: none"> <li>Guided the Canes to 10 straight postseasons</li> <li>2011 AP National Coach of the Year</li> <li>Has coached 24 Canes to professional careers</li> <li>Four-year letterwinner at Duke</li> </ul>	

AC				<b>OCTAVIA BLUE</b>	<b>TIA JACKSON</b>	<b>FITZROY ANTHONY</b>
				2019-20	2019-20	2019-20