



Michigan School Business Officials Statewide Software Initiative

Survey of Feasibility, Timing and Possible Collaboration

March, 2008



plante
m
moran

MSBO Statewide Software Initiative

In December of 2007, MSBO posted two surveys for the purpose of procuring information from ISD Business Managers and Superintendents, and Business Managers from individual districts regarding the Statewide Software Initiative. The purpose of the Statewide Software Initiative is to “To assess the feasibility of common software to be used by school districts throughout the State of Michigan.” We received an excellent response from districts and ISD’s across the State with over 120 of the 552 LEA’s to the SSI Survey, and 31 of the 57 ISD’s to the ISD Survey. Table 1 and 2 list the respondents and their associated District for the two surveys.

The following key observations can be made regarding the data collected for the State-wide Software Initiative Survey. Observations 1 through 5 were taken from the Local District Survey 1, and reflect the data taken largely from individual districts. Observation 6 reflects the data collected from Survey 2 – ISD Business Managers and Superintendents.

1. Only 26% of the respondents said that their district was satisfied with the current data processing systems in place and would never change. 12% indicated that they were not satisfied. Mixed received 29%.
2. Just over half of the districts surveyed use an ISD or consortium for administrative software with another 7% using a combination of solutions. (Survey 1 Question 2)
3. Zangle holds the largest market share for Student software systems used among respondents with 30%, CIMS and SASI come second and third with 16% and 12% respectively. (Survey 1 Question 2)
4. When asked if a particular area should be focused on by the Statewide Software Initiative the respondents most frequently replied with Student (attendance, grades, records, scheduling etc.) with 34%, followed closely with Finance (General ledger, budgeting, accounts payable, purchasing etc.) at 30%. The lowest percentage was dedicated to Support (Inventory, fixed assets, work order, management, Transportation etc.) at 1%. (Survey 1 Question 7).
5. Two district size classifications had respondents indicate that they plan to change data processing systems immediately, 1,000 – 2,499 at 7%, and 2,500-4,999 at 4%. While they claimed to be interested in exploring a change in 1 to 2 years – 1,000-2,499 at 18% and 2,500-4,999 at 38%. (Survey 1 Question 6)
6. 68% of ISD’s are currently collaborating with other ISD’s in the area of Administrative Systems, Student Management, Finance, Payroll, HR, etc. (Survey 2 Question 1)

List of Respondents:

Table 1:
Survey 1
Local District Survey Respondents

Name	District	Students
Deborah Lee	Allen Park Public Schools	3,655
Diane M. Block	Alpena Public Schools	4,677
Hans Stevens	Alpena Public Schools	4,677
James R. Mouch	Atlanta Community Schools	418
Doug Newcombe	Bay City Public Schools	9,329
Julie Freeze	Beal City Public Schools	594
Joshua Dyer	Bedford Public Schools	5,341
Linda Bielecki	Bellaire Public Schools	550
Richard Hewer	Benzie County Central Schools	2,039
Ellen Hasse	Berrien Springs Public Schools	1,742
Mark R. Klumpp	Big Rapids	2,065
Debbie Piesz	Birmingham	8,076
Shelly Holliday	Bloomfield Hills Schools	5,987
Cindy Leemon	Bloomfield Hills Schools	5,987
Jim Modert	Bronson	1,325
Shirley Riley	Byron Area Schools	1,380
Connie Watkins	Camden-Frontier School	632
Deb Lewis	Capac	1,808
Karen Moffitt	Carman-Ainsworth Community Schools	5,350
Scott Thomas	Cassopolis Public Schools	1,307
Jeff Crouse	Char Em ISD	10,645
Lynda Bigelow	Boyne City Public Schools	1,189
Shawn Biddle	Charlevoix Public Schools	1,300
Don Sovey	Charlotte Public Schools	3,361
Jason Auel	Chassell Township Schools	282
Scott Sederlund	Chippewa Valley Schools	14,434
Brendan Wagner	Chippewa Valley Schools	14,434
Janice Mills	Chippewa Valley Schools	14,434
Dave Bergeron	Clarenceville School District	1,919
Rebecca Curtiss	Clintondale Community Schools	2,608
Candy Harsh	Coleman Community Schools	960
Kelli Dechnik	Colon Community Schools	873
Jill Kasul	Comstock Park Public Schools	2,400
Angela Black	Crestwood	3,426
Sharon Raschke	Dexter	3,533
Wendy Warmuth	Delta ISD	7,437
Barbara Haman	East China	5,500
Tom DeLuca	East Detroit Public Schools	5,593
Tom Sabor	Escanaba	2,938
Robert Carlesso	Fitzgerald Public Schools	3,000
Laurie Videtta	Fraser Public Schools	4,617

Name	District	Students
Jodi Rokosz	Freeland Community School District	1,763
Bing Hanson Lake	Fremont Public	2,491
carlee allen	Gaylord Community Schools	3,410
Amy Christman	Gobles Public Schools	1,035
Roxanne Claxton	Godfrey-Lee Public Schools	1,615
Phillip Haack	Godwin Heights Public Schools	2,160
Jan Lersley	Grant Public Schools	2,516
Dennis Rogoszewski	Gratiot-Isabella RESD	14,486
Nancy Hadley	Greenville Public Schools	3,805
Christine Timlick	Hale Area Schools	763
Steve Aardema	Hamilton	2,592
LuAnn Mitteer	Hart Public Schools	1,341
Patricia Budde	Hesperia Community Schools	1,155
Robert Pastrick	Highland Park School District	3,800
Pat Ruby	Hillman Community Schools	563
Peggy LoPresto	Hillsdale Community Schools	1,879
Gail Farrell	Ida Public Schools	1,721
Amy Swantek	Dryden Community Schools	780
Amy Swantek	Imlay Schools	2,345
Bert Emerson	Inkster	1,210
Don Wilcox	Ionia Public Schools	3,319
Anne Amicangelo	Iron Mountain Public Schools	1,285
Patricia Norman	Jonesville Community Schools	1,384
Kathi Wood	Kelloggsville	2,125
S Parsons	Lake City Area Schools	1,229
Robert Burgess	Lakeshore Public Schools	2,774
Sandy Potts	Leland Public Schools	490
T. Scott Blankinship	Leslie Public Schools	1,423
Lisa Levesque	Livonia Public Schools	17,154
Sandie Pollack	Livonia Public Schools	17,154
Scott Johnson	Madison District Public Schools	1,500
Elizabeth Wingfield	Manchester Community Schools	1,340
Donna Winkel	Manistique Area Schools	1,060
Katrina Bontekoe	Marion Public Schools	665
Jeriann Patterson	Marlette Community Schools	1,300
Amy Jones	Marshall Public Schools	2,517
Patricia L. Speilburg	Marysville Public Schools District	2,700
Michelle Strick	Mason Consolidated	1,427
Kristie Courtland-Willick	Mason County Central	1,634
Robert Dwan	Millington Community Schools	1,616
Robert Dwan	Huron ISD	5,152
Dee Fleszar	Milan Area Schools	2,375
Ken Laub	Monroe Public Schools	7,091
Helen Hamler	Montcalm Area ISD	12,921
Sandra Hoffman	Mt Pleasant Public Schools	3,857
Kelly Stearns	Mt. Morris Consolidated Schools	3,000
Susan Brown	Branch ISD	6,317

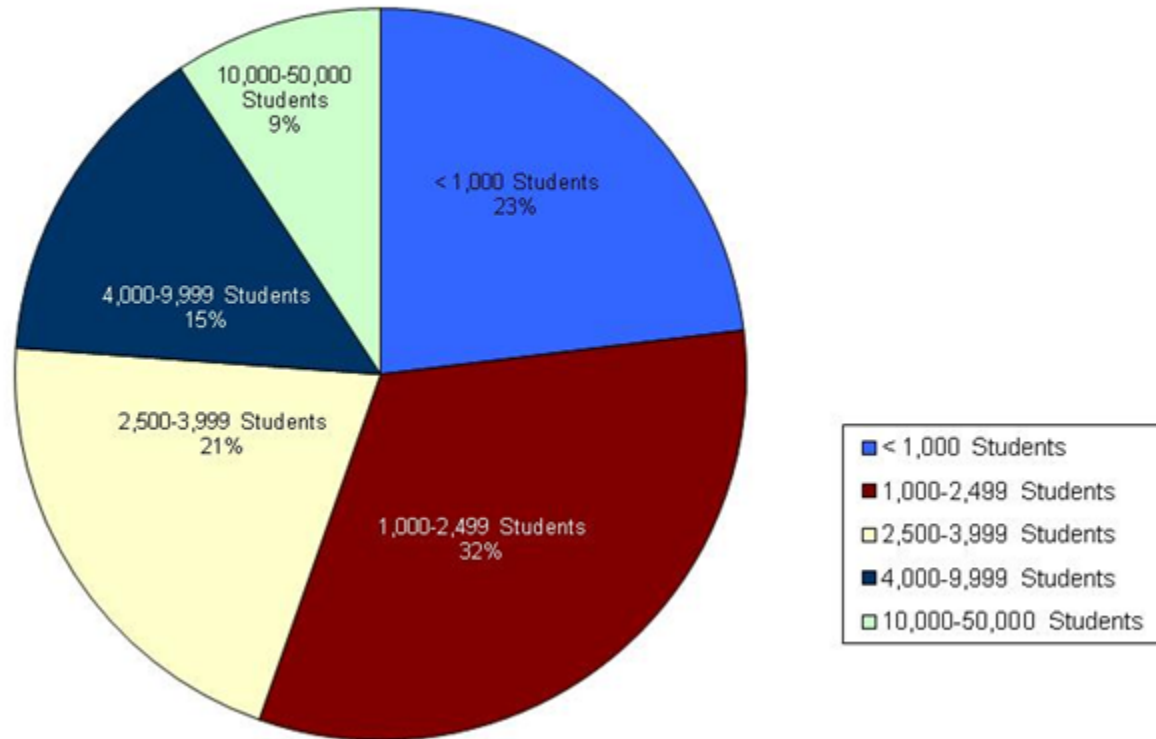
Name	District	Students
Cindy Blamer	Newaygo Public Schools	1,924
Kelli Dechnik	Nottawa Community School	135
Darcie Birkett	Ottawa Area ISD	46,903
Maria Bolen	Oak Park Schools	3,495
Debara McGee	Onsted	1,860
Rhonda Plumley	Otsego Public Schools	2,242
Omer	Owosso Public Schools	4,000
Timothy Looch	Oxford	4,276
Barb Khaja	Paw Paw Public Schools	2,264
Marcia Ellison	Pennfield	1,930
Ava Lucas	Pine River Area Schools	1,269
Stephanie Eagen	Port Huron	11,346
Karla Colestock	Portage Public Schools	9,051
Carolyn Gruber	Potterville	915
Mark Ludlow	Quincy Community Schools	1,530
Teresa Good	Reading Community Schools	935
Jennifer L. Daniels	Republic-Michigamme Schools	150
Richard C. Muszynski	Riverview Community Schools	2,692
Kathleen M. Viegelahn	Rogers City Area Schools	595
Diane Davis	Saginaw Township Community Schools	4,930
Thomas S. Wall	Saline Area schools	5,444
Kevin Kolb	Shepherd Public Schools	1,774
Cathy Lloyd	South Redford School District	3,413
Deborah Berenbrock	Sparta Area Schools	2,863
Debra Miller	Spring Lake Public Schools	2,319
Roy Piggott	St. Johns Public Schools	3,349
Tracey Wooden	Stockbridge Community Schools	1,787
Vicki Watson	Sturgis Public Schools	3,064
Deborah Beagle	Summerfield Schools	804
LeAnn Eustice	Suttons Bay Public Schools	991
Tamera Powers	Tri County Area Schools	2,378
Steven Barr	Troy School District	12,100
Michael Adamczyk	Troy School District	12,100
Richard Montcalm	Utica Community Schools	29,750
Diane Riedel	Vandercook Lake Public Schools	1,330
Sandra Motz	Walled Lake Consolidated Schools	15,475
Neil Cassabon	Warren Woods Public Schools	3,172
Karen Domino	Washtenaw ISD	48,040
Dianne Moker	Watervliet Public Schools	1,342
Rob Spagnuolo	Waverly Community Schools	3,203
Jim English	Wayland Union Schools	3,198
Lani Rozga	Woodhaven-Brownstown School District	5,048
Kelli Glenn	Ypsilanti Public Schools	4,411

Table 2:
Survey 2
Survey for ISD Business Managers and Superintendents respondents.

Name	District	Students
Tony	AMA ESD	6,850
Gary Crandall	Branch ISD	6,317
Mike Oswald	Calhoun ISD	26,425
Tamara Chaffee	Clare-Gladwin RESD	8,521
Lee Kleinjans	Clinton County RESA	10,281
Deborah Comps	COP ESD	9,992
Leslie Massignan	Delta-Schoolcraft ISD	7,437
Sue Millon	EUPISD	8,145
Janice E. Greeno	Gogebic-Ontonagon ISD	3,014
Helen McNamara	Ingham ISD	46,610
Michael Keast	Ionia County ISD	11,754
Dan Zimolzak	Jackson County ISD	26,588
Holly Norman	Kalamazoo RESA	34,966
Cheryl Porter	Lapeer ISD	15,123
Theresa Soto	Lenawee ISD	18,168
Rosalee Hull	MAISD	12,921
Denise Robinson	Mecosta-Osceola ISD	9,683
Larry Godwin	Menominee Co ISD	3,417
Vicki Duso	Midland County ESA	14,238
Marios Demetriou	Muskegon Area ISD	31,796
Tammy Evans	Oakland Schools	201,421
Sally Peterson	Saginaw ISD	33,824
Kelli Dechnik	St. Joseph County ISD	11,718
Stephanie Murray	TBAISD	24,750
Robert Frost	Tuscola ISD	11,265
Jeff Mills	Van Buren ISD	17,429
Sam Accorso	Van Buren ISD	17,429
Karen Domino	Washtenaw ISD	48,040
Sue Klimek	Washtenaw ISD	48,040
Steven Ezikian	Wayne RESA	339,568
Liz Eastway	Wexford-Missaukee ISD	9,346

Survey Question 1

What is your district size?

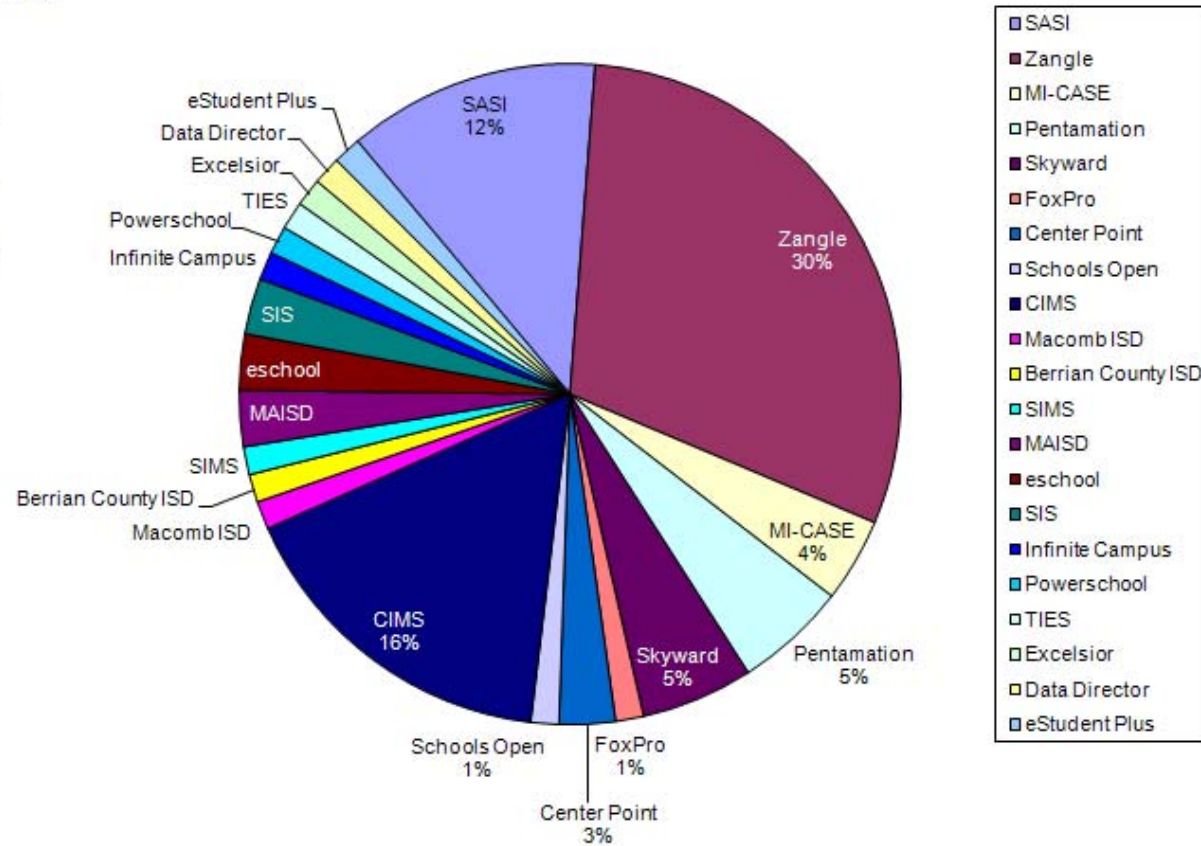


Survey Question 2

Do you use an ISD or Consortium for your Student Management software?

Yes 52%
 No 41%
 Combination 7%

Student Management software used



Student Info System by District Size

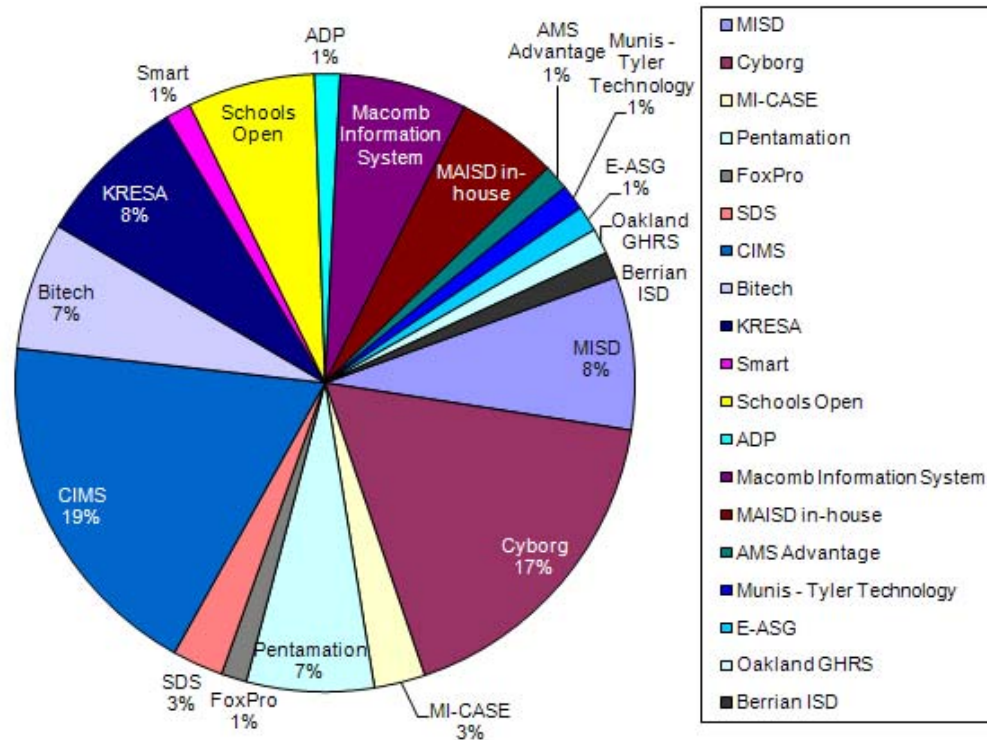
Fewer than 1,000 students		1,000 to 2,499 students		2,500 to 3,999 students		4,000 to 9,999 students		10,000 or more students	
CIMS	36.4%	Zangle	21.4%	Zangle	50.0%	Zangle	45.5%	SASI	33.3%
SASI	18.2%	CIMS	17.9%	SASI	21.4%	CIMS	27.3%	Zangle	22.2%
Pentamation	9.1%	KRESA	17.9%	CIMS	7.1%	Pentamation	18.2%	Centerpoint	11.1%
MAISD	9.1%	Skyward	14.3%	Data Director	7.1%	KRESA	9.1%	Macomb ISD	11.1%
KRESA	9.1%	Pentamation	7.1%	Excelsior	7.1%			Pentamation	11.1%
Infinite Campus	9.1%	Berrien County ISD	3.6%	Schools Open	7.1%			PowerSchool	11.1%
BAISD-CIMS	9.1%	Centerpoint	3.6%						
		eSchool	3.6%						
		MAISD - CIMS	3.6%						
		SASI	3.6%						
		TIES	3.6%						

Survey Question 3

Do you use an ISD or Consortium for your HR, payroll software, etc.?

Yes 57%
 No 41%
 Combination 2%

Payroll-HR systems used



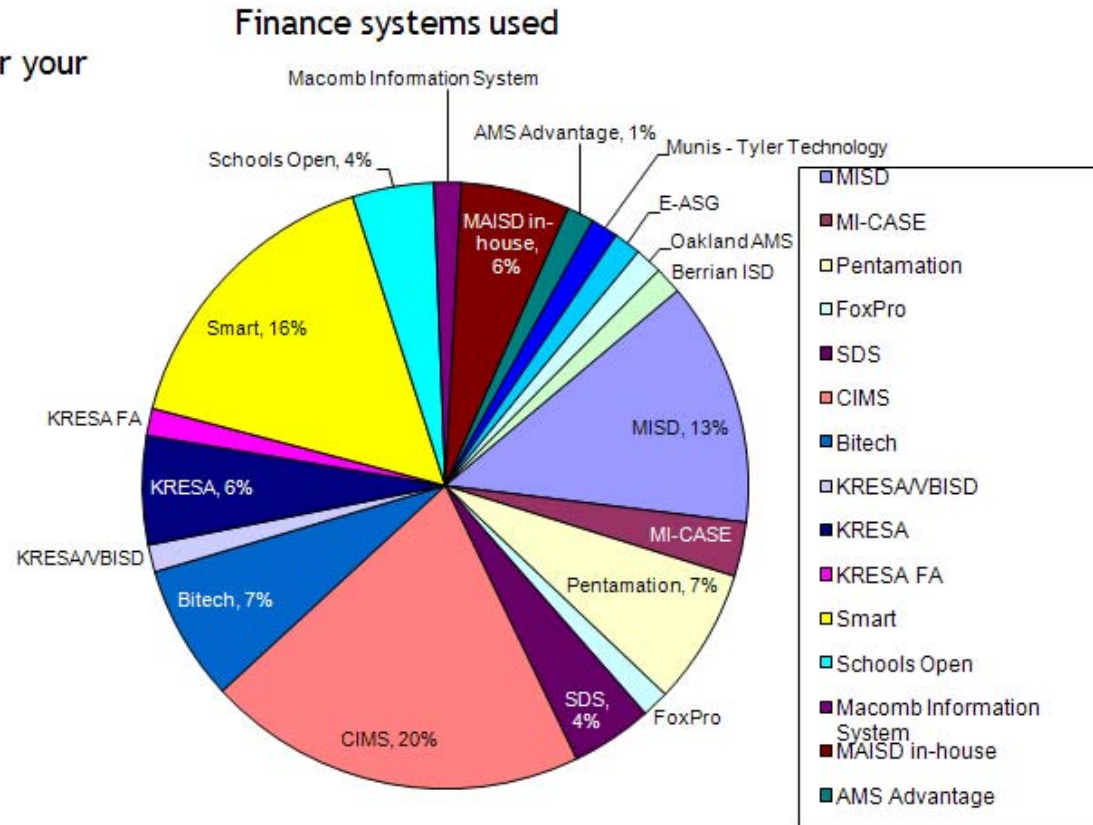
HR - Payroll System by District Size

Fewer than 1,000 students		1,000 to 2,499 students		2,500 to 3,999 students		4,000 to 9,999 students		10,000 or more students	
CIMS	30.8%	KRESA	24.0%	Cyborg	37.5%	Cyborg	33.3%	MISD	42.9%
MISD	23.1%	CIMS	12.0%	CIMS	25.0%	CIMS	25.0%	BiTech	28.6%
ADP-Third Party	7.7%	Cyborg	12.0%	Schools Open	12.5%	Pentamation	16.7%	AS400	14.3%
KRESA	7.7%	MAISD	12.0%	AS/400	6.3%	BiTech	8.3%	SDS	14.3%
MAISD	7.7%	Pentamation	8.0%	Berrien ISD	6.3%	KRESA	8.3%		
MUNIS	7.7%	Schools Open	8.0%	BiTech	6.3%	MISD	8.3%		
Pentamation	7.7%	AMS Advantage	4.0%	MISD	6.3%				
Schools Open	7.7%	BiTech	4.0%						
		E-ASG	4.0%						
		Oakland - GHRS	4.0%						
		SDS	4.0%						
		SMART	4.0%						

Survey Question 4

Do you use an ISD or Consortium for your finance software, etc.?

Yes 56%
 No 42%
 Combination 2%



Finance System by District Size

Fewer than 1,000 students		1,000 to 2,499 students		2,500 to 3,999 students		4,000 to 9,999 students		10,000 or more students	
CIMS	28.6%	KRESA	25.0%	SMART	33.3%	CIMS	30.0%	MISD	50.0%
MISD	21.4%	CIMS	12.5%	CIMS	27.8%	Pentamation	20.0%	BiTech	33.3%
KRESA	14.3%	MAISD	12.5%	AS/400	11.1%	SMART	20.0%	SDS	16.7%
MAISD	7.1%	SMART	12.5%	Schools Open	11.1%	AS/400	10.0%		
MUNIS	7.1%	Pentamation	8.3%	Berrien ISD	5.6%	BiTech	10.0%		
Pentamation	7.1%	AMS Advantage	4.2%	BiTech	5.6%	KRESA	10.0%		
Schools Open	7.1%	E-ASG	4.2%	MISD	5.6%				
SDS	7.1%	BiTech	4.2%						
		Oakland - AMS	4.2%						
		Schools Open	4.2%						
		SDS	4.2%						
		SMARTWRESA	4.2%						

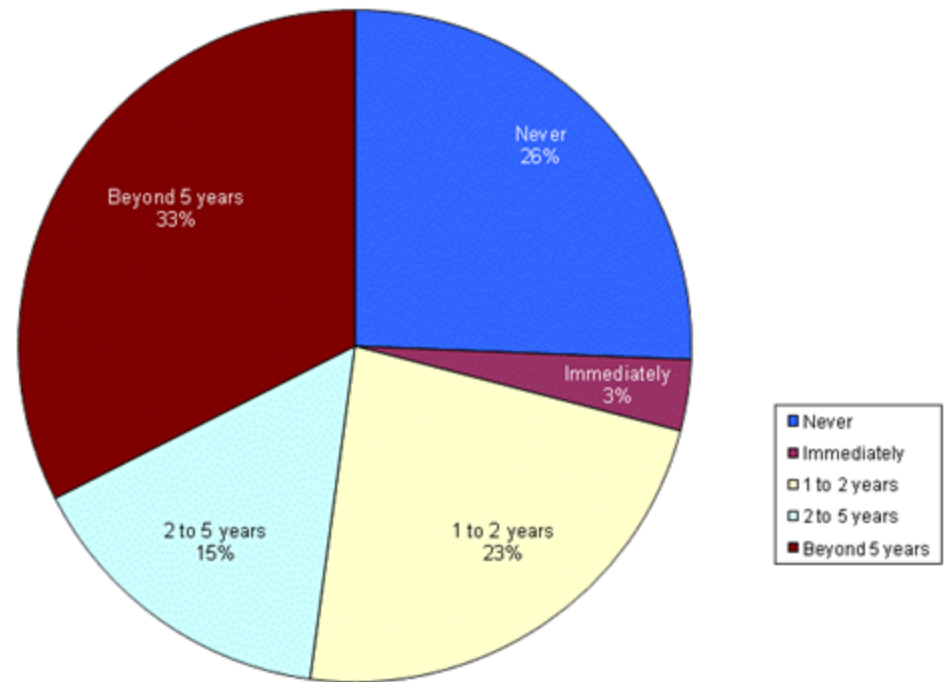
Survey Question 5

Are you satisfied with your current administrative systems?

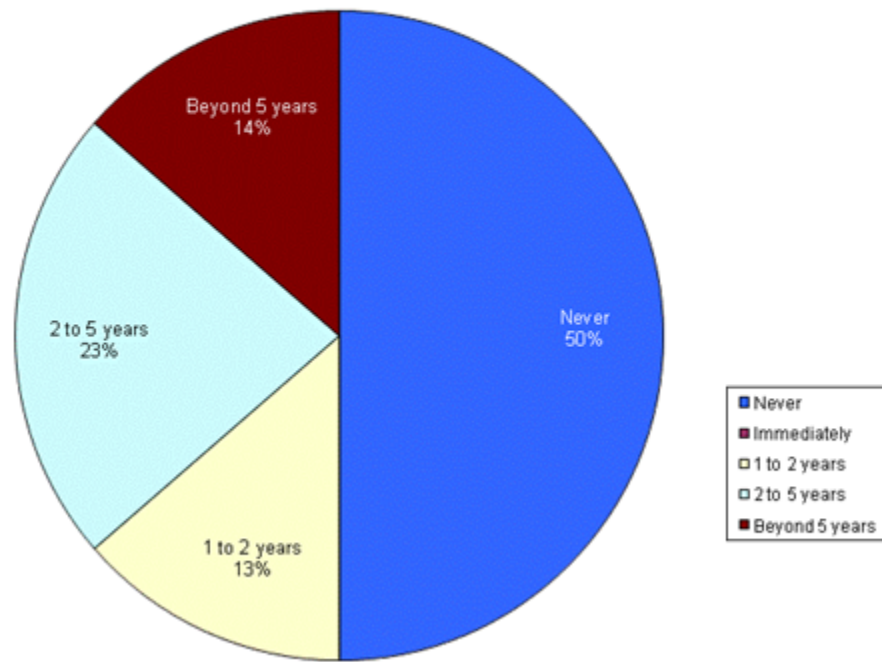
Yes	59%
No	12%
Mixed	29%

Survey Question 6

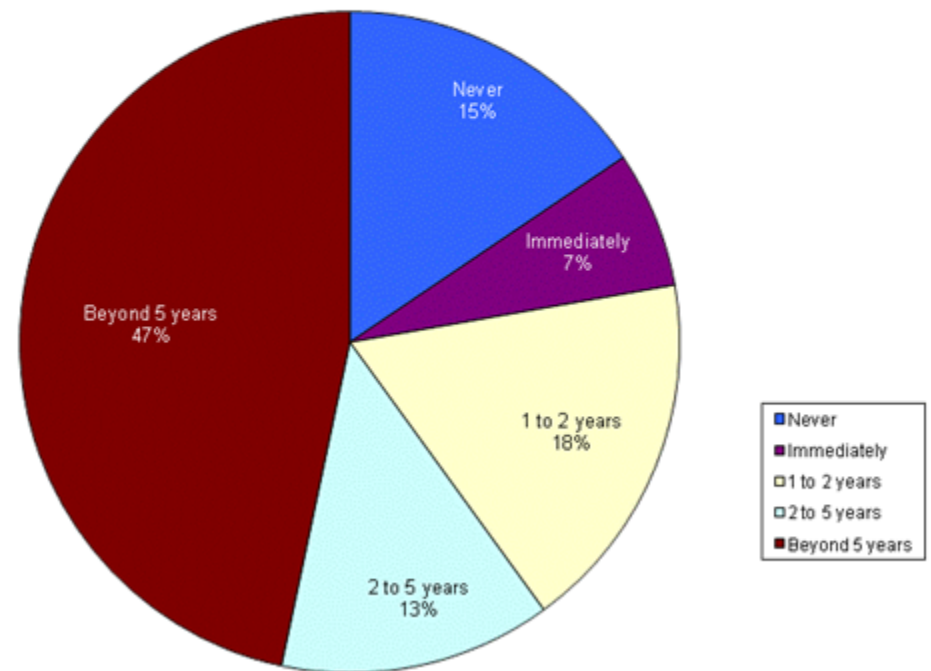
Are you or may you be considering a change of your administrative system?



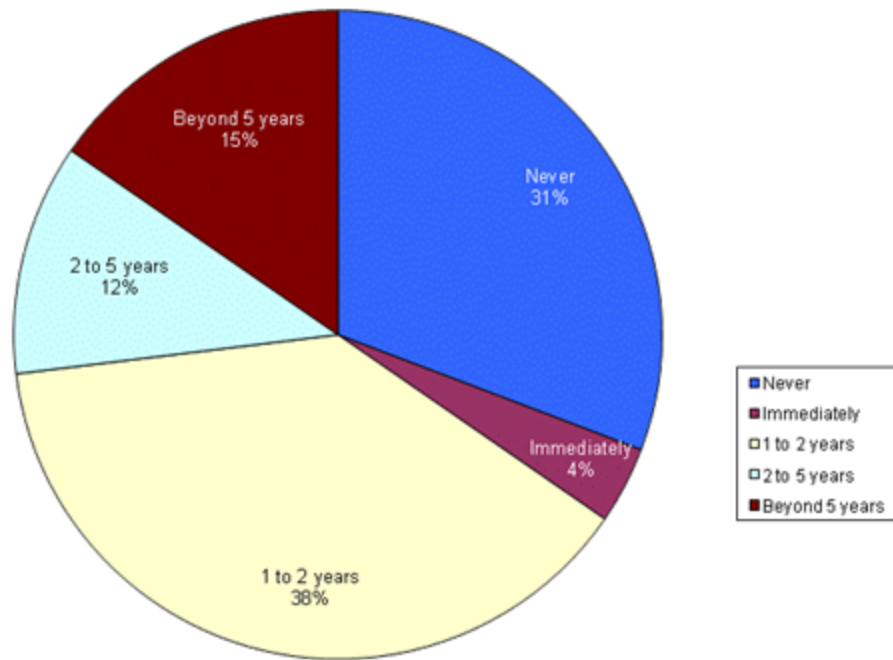
Schools with less than 1,000 students considering a change of administrative system



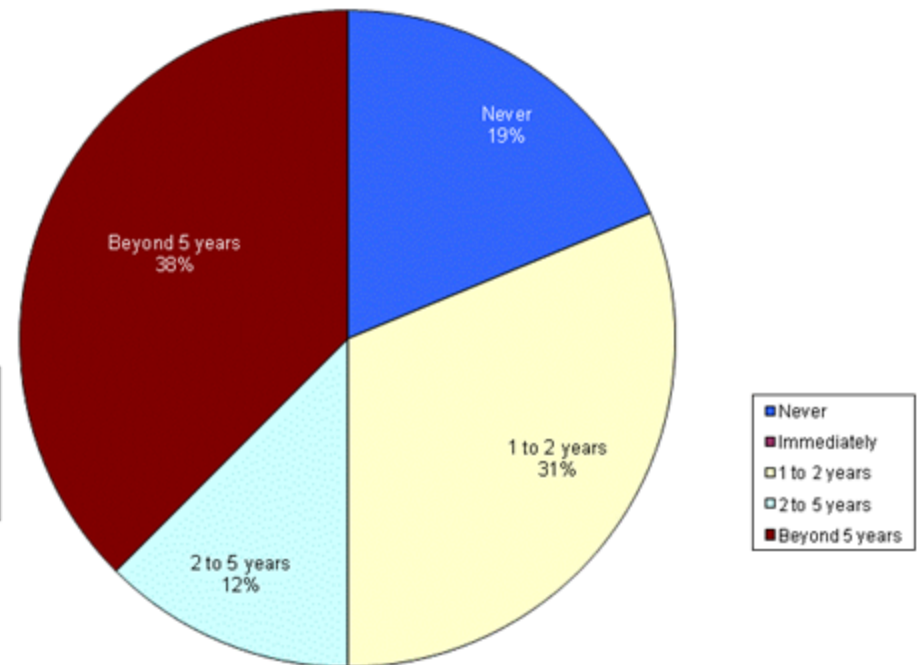
Schools with less with between 1,000 and 2,499 students considering a change of administrative system



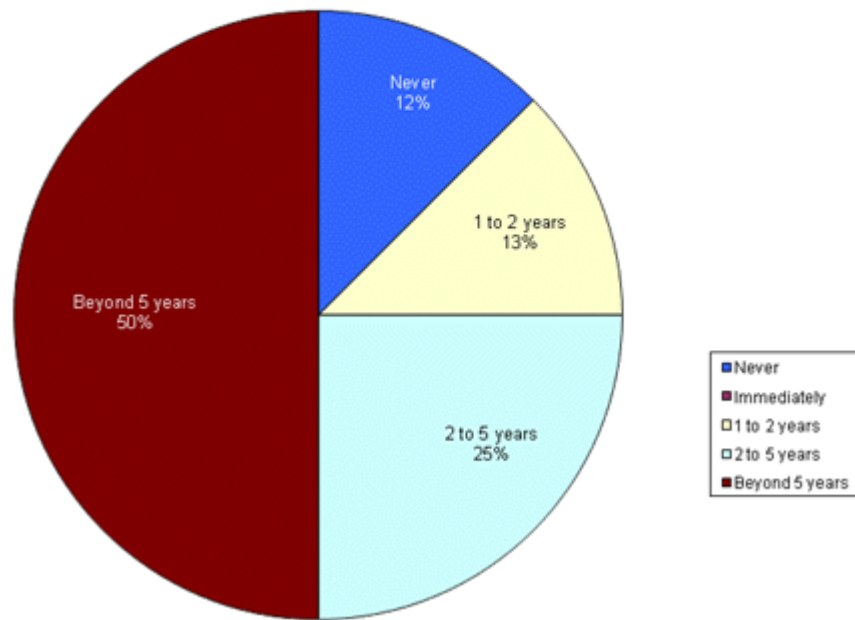
Schools with less with between 2,500 and 3,999 students considering a change of administrative system



Schools with less with between 4,000 and 9,999 students considering a change of administrative system



Schools with less with between 10,000 and 50,000 students considering a change of administrative system



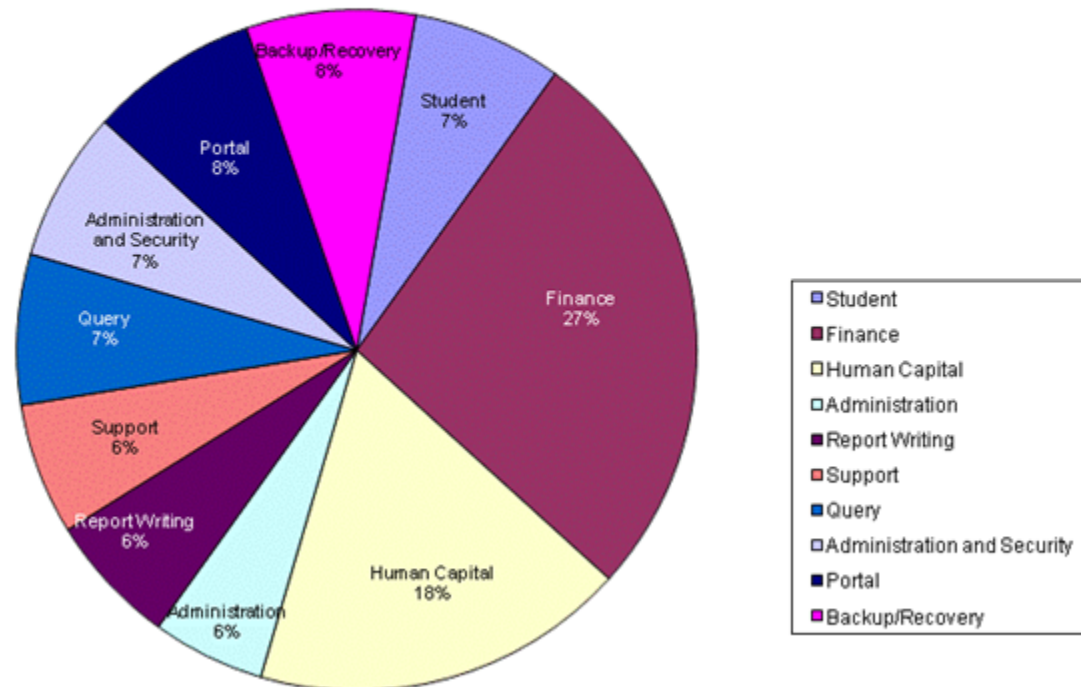
Survey Question 7

Is there a particular area that the SSI should focus on?

Student Information	33%
Finance	30%
Human Resources	14%
Management	12%
Administration	10%
Support	1%

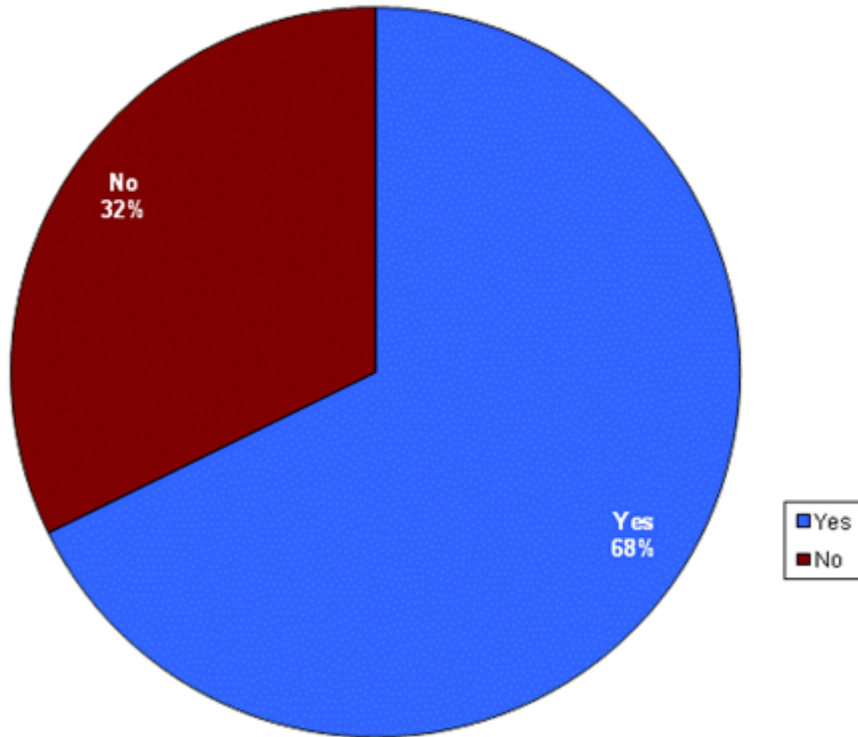
Survey Question 8:

Are you interested in participating with the Statewide Software Initiative Committee in defining the software requirements for an ideal administrative system?



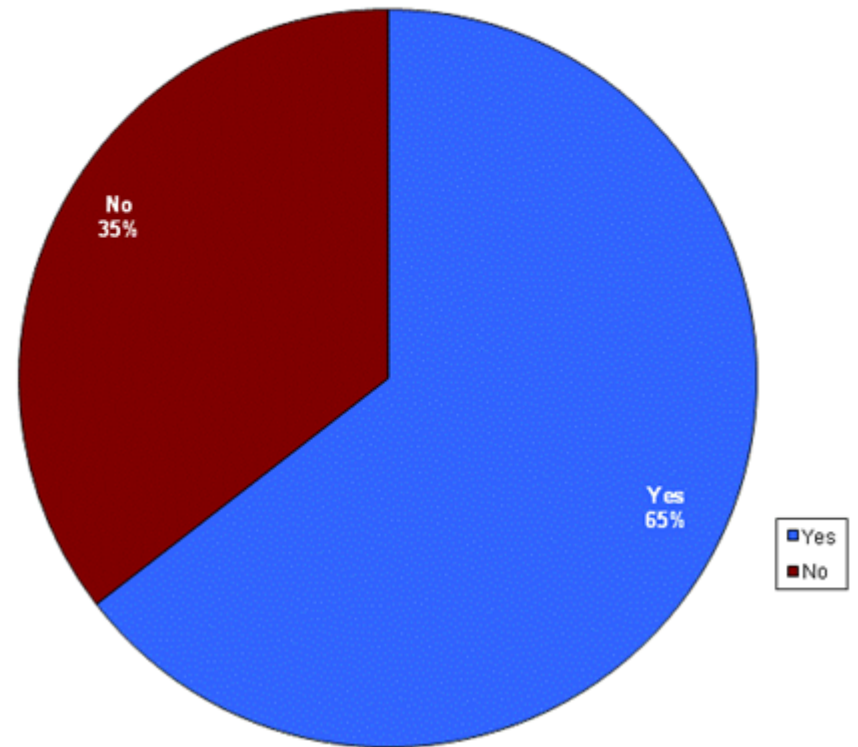
Survey Question 1:

Are you collaborating with other ISDs in the area of administrative systems, student management, finance, payroll, HR, etc.?



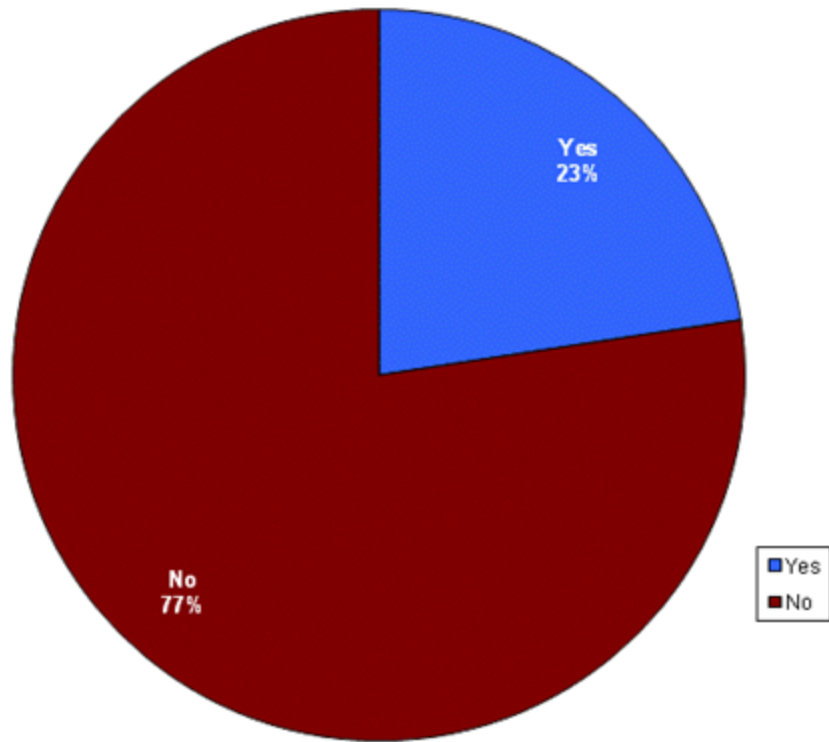
Survey Question 2:

Do you provide administrative services to any of your local districts?



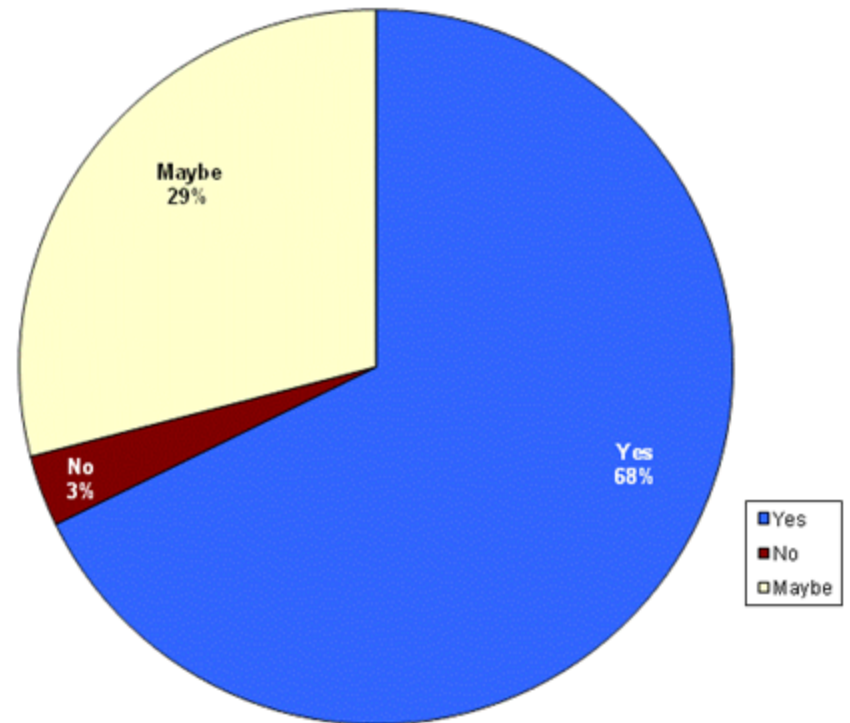
Survey Question 3:

Do you provide administrative services to any districts outside your county?



Survey Question 4:

Are you willing to consider additional collaboration with other ISDs with administrative systems?



**MSBO
State-Wide Software Initiative
Survey
To Local District Business Managers**

1. What is your District size?

- | | |
|------------------------------|--------------------------|
| Fewer than 1,000 students | <input type="checkbox"/> |
| 1,000 to 2,499 students | <input type="checkbox"/> |
| 2,500 to 3,999 students | <input type="checkbox"/> |
| 4,000 to 9,999 students | <input type="checkbox"/> |
| 10,000 to 50,000 students | <input type="checkbox"/> |
| Greater than 50,000 students | <input type="checkbox"/> |

2. Do you use an ISD or Consortium for your Administrative Software?

	<u>Yes</u>	<u>Program Name</u>	<u>No</u>	<u>Combination</u>
Student Management	<input type="checkbox"/>	_____	<input type="checkbox"/>	<input type="checkbox"/>
HR/Payroll	<input type="checkbox"/>	_____	<input type="checkbox"/>	<input type="checkbox"/>
Finance	<input type="checkbox"/>	_____	<input type="checkbox"/>	<input type="checkbox"/>

3. Are you satisfied with your current Administrative Systems?

- | | | | |
|--|--------------------------|--------------------------|--------------------------|
| | <u>Yes</u> | <u>No</u> | <u>Mixed</u> |
| | <input type="checkbox"/> | <input type="checkbox"/> | <input type="checkbox"/> |

4. Are you, or may you be, considering a change of your Administrative Systems?

- | | |
|----------------|--------------------------|
| Immediately | <input type="checkbox"/> |
| 1 to 2 years | <input type="checkbox"/> |
| 2 to 5 years | <input type="checkbox"/> |
| Beyond 5 years | <input type="checkbox"/> |
| Never | <input type="checkbox"/> |

Are you interested in participating with the State-Wide Software Initiative (SSI) Committee in defining the software requirements for an "ideal" Administrative System?

Student – Attendance, Grades, Records, Scheduling,
Assessment & Testing, Special Education

Human Capital – Payroll, Human Resources, Time &
Attendance, Sub Calling, Emergency Contact,
Position Control, Benefit Administration

Finance – General Ledger, Budgeting, Accounts
Payable, Purchasing, Cash Receipts, Accounts
Receivable

Support – Inventory, Fixed Assets, Work Order,
Management, Transportation, Food Service, Child
Care & Enrichment, Facility Scheduling, Library/
Media Management

Administration – Security, Report Writing, Query,
Portal, Back-up/Recovery

Name: _____

District: _____

E-Mail: _____

Phone Number: _____

Thank you.

**MSBO
State-Wide Software Initiative
Survey
To Intermediate School District
Business Managers and Superintendents**

1. Are you collaborating with other Intermediate School Districts in the area of Administrative Systems? (Student Management, Finance, Payroll, HR, etc.)

Yes No

2. Who are you collaborating with?

- a) _____
- b) _____
- c) _____
- d) _____
- e) _____
- f) _____

3. Do you provide Administrative services to any of your local Districts?

Yes No

How Many? _____

4. Do you provide Administrative services to any Districts outside of your County?

Yes No

How Many? _____

5. Are you willing to consider additional collaboration with other Intermediate School Districts with Administrative Systems?

Yes No Maybe