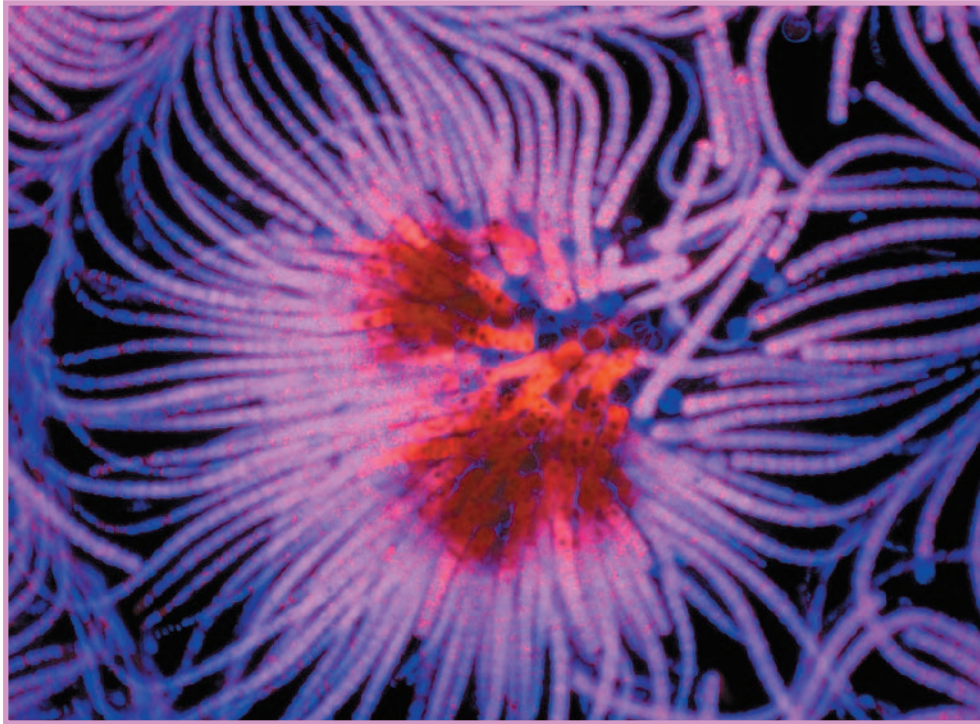


Microbial Life

SECOND EDITION



James T. Staley

*Department of Microbiology,
University of Washington*

Robert P. Gunsalus

*Department of Microbiology,
University of California, Los Angeles*

Stephen Lory

*Department of Microbiology and Molecular Genetics,
Harvard Medical School*

Jerome J. Perry

Raleigh, North Carolina



SINAUER ASSOCIATES, INC., Publishers • Sunderland, Massachusetts

Brief Contents

PART I

The Scope of Microbiology 1

- 1 Evolution, Microbial Life, and the Biosphere 3
- 2 Historical Overview 31
- 3 Fundamental Chemistry of the Cell 55
- 4 Structure and Function of Bacteria and Archaea 75

PART II

Microbial Physiology: Nutrition and Growth 123

- 5 Nutrition, Cultivation, and Isolation of Microorganisms 125
- 6 Microbial Growth 153
- 7 Control of Microbial Growth 179

PART III

Microbial Physiology: Metabolism 201

- 8 Cellular Energy Derived from Chemicals 203
- 9 Cellular Energy Derived from Light 233
- 10 Biosynthesis of Monomers 255
- 11 Assembly of Bacterial Cell Structures 287
- 12 Roles of Microbes in Biodegradation 317

PART IV

Genetics and Basic Virology 339

- 13 Basic Genetics 341
- 14 Viruses 389
- 15 Genetic Exchange 423
- 16 Microbial Genomics 451

PART V

Microbial Evolution and Diversity 483

- 17 Taxonomy of Bacteria and Archaea 485
- 18 Archaea 515
- 19 Nonphotosynthetic Proteobacteria 545
- 20 Gram-Positive Bacteria: Firmicutes and Actinobacteria 601
- 21 Phototrophic Bacteria 633
- 22 Exploring Bacterial Diversity: Other Phyla, Other Microbial Worlds 663
- 23 Eukaryotic Microorganisms 687

PART VI

Microbial Ecology 737

- 24 Microbial Ecology 739
- 25 Beneficial Symbiotic Associations 785
- 26 Human Host–Microbe Interaction 811

PART VII

Immunology and Medical Microbiology 845

- 27 Immunology 847
- 28 Microbial Diseases of Humans 893
- 29 Viral Diseases of Humans 943
- 30 Epidemiology and Clinical Microbiology 973

PART VIII

Applied Microbiology 1007

- 31 Industrial Microbiology 1009
- 32 Applied Environmental Microbiology 1045

Contents

PART I *The Scope of Microbiology 1*



1 *Evolution, Microbial Life, and the Biosphere 3*

- 1.1 Origin of Earth and Life 3**
 - Fossil Evidence of Microorganisms 4
 - Origin of Life on Earth 8
- 1.2 Tracing Biological Evolution 9**
 - Cell Theory: A Definition of Life 9
 - The Tree of Life 10
- 1.3 Prokaryotic versus Eukaryotic Microorganisms 12**
 - Other Morphological Differences 14
 - Reproductive Differences 15
 - Cell Size: Volume and Surface Area 17
 - Microbial Nutrition 18
- 1.4 Microbial Evolution and Biogeochemical Cycles 19**
 - Possible Early Metabolic Types 19
 - Cyanobacteria and the Production of Oxygen 20

Impact of *Bacteria* and *Archaea* on Biogeochemical Cycles 21

1.5 Evolution of Eukaryotes 21

Impact of Oxygen on the Evolution of Plants and Animals 23

Endosymbiotic Evolution 23

Origin of the Ozone Layer 24

1.6 Sequence of Major Events during Biological Evolution 24

1.7 Astrobiology 25

2 *Historical Overview 31*

2.1 Effects of Infectious Diseases on Civilization 31

2.2 Why Study the History of a Science? 33

2.3 Status of Microbial Science Prior to 1650 33

2.4 Microbiology from 1650 to 1850 34

Antony van Leeuwenhoek 34

From Leeuwenhoek to Pasteur 36

Classification Systems 37

2.5 Medical Microbiology and Immunology 38

2.6 Microbiology after 1850: The Beginning of Modern Microbiology 39

The Pasteur School 39

The Koch School 43

Microbes as Agents of Environmental Changes 46

Microbes and Plant Disease 49

2.7 Transition to the Modern Era 50

3 *Fundamental Chemistry of the Cell 55*

3.1 Atoms 55

3.2 Electronic Configurations of Molecules 58

3.3 Molecules 59

3.4 Chemical Bonds 60

- Ionic Bonds 60
- Covalent Bonds 61
- Hydrogen Bonds 61

3.5 van der Waals Forces 63**3.6 Hydrophobic Forces 64****3.7 Water 64****3.8 Acids, Bases, and Buffers 65****3.9 Chemical Constituents of the Cell 66****3.10 Major Monomers 66**

- Carbohydrates 66
- Lipids 69
- Amino Acids and Proteins 69
- Nucleic Acids 69

3.11 Isomeric Compounds 70

4 Structure and Function of Bacteria and Archaea 75

4.1 Microscopy 76

- Simple Microscope 76
- Compound Microscope 76
- Brightfield and Darkfield Microscopes 79
- Phase Contrast Microscope 79

- Fluorescence Microscope 81
- Confocal Scanning Microscope 83
- Transmission Electron Microscope (TEM) 83
- Scanning Electron Microscope (SEM) 86
- Atomic Force Microscopy (AFM) 88

4.2 Morphology of Bacteria and Archaea 89

- Unicellular Organisms 89
- Multicellular *Bacteria* and *Archaea* 91
- Size of *Bacteria* and *Archaea* 91

4.3 Structure, Composition, and Cell Function 92

- Cytoplasm of *Bacteria* and *Archaea* 92
- Internal Structures Produced by Some *Bacteria* and *Archaea* 96


4.4 The Cell Envelope 102

- Cytoplasmic Membrane 102
- The Cell Wall 105
- The Outer Membrane 110
- Periplasm 111

4.5 Extracellular Layers 113

- Capsules 113
- Slime Layers 114
- Sheaths 116
- Protein Jackets 116
- Cell Appendages 116
- Tactic Responses 119
- Fimbriae, Pili, and Spinae 119

PART II Microbial Physiology: Nutrition and Growth 123



5 Nutrition, Cultivation, and Isolation of Microorganisms 125

5.1 Fundamental Aspects of Diversity 126

- The Evolution of Metabolic Diversity 126
- Nutritional Types of Microorganisms 126
- Nutritional Requirements for Cell Growth 127
- Composition of Microbial Cells 127
- Carbon 128
- Oxygen 129
- Nitrogen 129
- Hydrogen 130
- Sulfur 131
- Phosphorus 131

The Abundant Cations 131

Iron 131

Trace Elements 131

Growth Factors 132

5.2 Uptake of Nutrients into Cells 133

Diffusion 133

Active Transport 134

Types of Active Transport 134

Iron Uptake 136

5.3 Cultivation of Microorganisms 138

A Culture Medium 138

Sterilization of Media 138

Isolation in Pure Culture 138

Incubation Conditions 139

Streak Plate Procedure 139

Spread Plate Procedures 140

Pour Plate Procedure 140

Maintenance of Stock Cultures 141

5.4 Isolation of Selected Microbes by Enrichment Culture 142

Origins of Enrichment Culture Methodology 142

Applications of Enrichment Culture 143

General Enrichment Methods 143

Aerobic Enrichment 144

Anaerobic Enrichment 145

Enrichment for Specific Metabolic Types 147

Chemoheterotrophic Aerobic Bacteria 147

Chemoheterotrophic Anaerobic Bacteria 147

Chemoautotrophic Bacteria and Archaea 147

Phototrophic Bacteria 148

6 Microbial Growth 153

6.1 Cell Division of Bacteria and Archaea 154

Binary Transverse Fission 154

Budding 155

Fragmentation 155

6.2 Population Growth 156

Growth Curve Characteristics 157

6.3 Ways to Measure Growth 160

Total Weight of Cells 160

Chemical Analysis of a Cell Constituent 161

Direct Count of Cells 161

Viability Count—Living Cells 162

Turbidimetry: Scattered Light and Cell Density 162

Synchronous Growth of Cells in Culture 163

Growth Yield (y_S and y_{ATP}) 165

Effect of Nutrient Concentration on Growth Rate 166

6.4 Growth of Cells in Batch versus Continuous Culture 167

Batch Culture 167

Continuous Culture 167

6.5 Effect of Environmental Conditions on Cell Growth 169

Acidity and Alkalinity 169

Presence of Oxygen (O_2) 170

Toxicity of Oxygen 171

Toxicity of O_2 and Growth of Anaerobes 171

Effect of Temperature 172

Temperature Limitations 174

Carbon Dioxide Availability 174

Water Availability 174

Pressure 175

7 Control of Microbial Growth 179

7.1 Historical Perspective 180

7.2 Physical Methods of Control 180

Heat Sterilization and Pasteurization 180

Heat Sterilization 181

Sterilization by Radiation 183

Sterilization by Filtration 184

7.3 Chemical Methods of Control 186

Types of Antimicrobial Agents and their Properties 186

Tests for Measuring Antimicrobial Activity 188

7.4 Biological Methods of Control 190

Chemotherapeutic Agents 190

Chemically Synthesized Chemotherapeutics 190

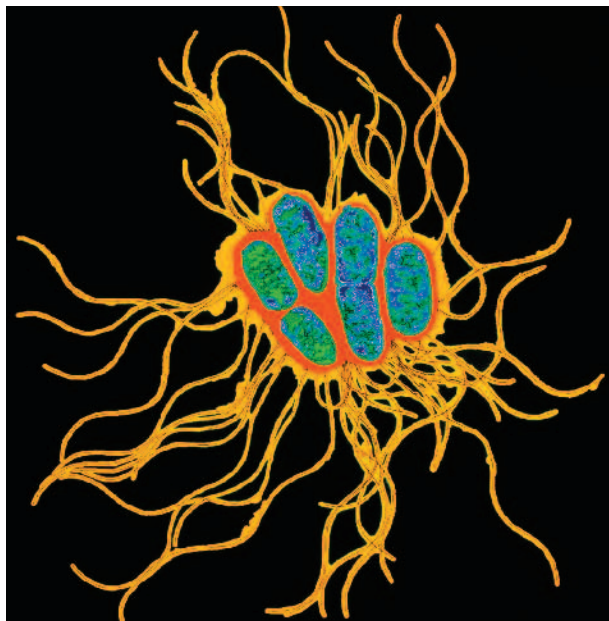
Antibiotics as Chemotherapeutics 192

Modes of Antibiotic Action 192

Resistance to Antibiotics 196

Probiotics 197

PART **III** *Microbial Physiology: Metabolism 201*



8 *Cellular Energy Derived from Chemicals 203*

8.1 *Basic Principles of Energy Generation 203*

8.2 *Substrate-Level Phosphorylation 206*

Glycolysis 206

Fermentation 207

8.3 *Respiration-Linked Phosphorylation 210*

Electron Transport Chains in Energy-Transducing Membranes 210

Oxidation–Reduction Reactions 211

Components of Electron Transport Chains 214

8.4 *Generation of the Proton Motive Force 219*

Inhibitors of Respiration 220

8.5 *ATP Synthase 221*

8.6 *Diversity of Bacterial Electron Transport Chains 222*

Diversity of Electron Acceptors and Electron Donors 223

Oxygen Reduction (Aerobic Respiration) 223

Nitrate Reduction 224

Alternative Electron Acceptors and Donors in Nature 227

Iron Oxidation 227

9 *Cellular Energy Derived from Light 233*

9.1 *Photosynthetic Organisms 234*

Early Evolution 234

Origin of Photosynthetic Organisms 235

9.2 *The Photosynthetic Apparatus 235*

The Light-Gathering Systems 237

The Electron Transport Chains 239

The ATP-Generating System 239

Photosynthetic Strategies—The Light-Independent Reactions 240

9.3 *The Photosynthetic Bacterial Groups 241*

Photosynthesis in Purple Nonsulfur Bacteria 241

Photosynthesis in Purple Sulfur Bacteria 243

Photosynthesis in Green Sulfur Bacteria 244

Photosynthesis in Heliobacteria 246

Photosynthesis in Cyanobacteria 246

9.4 *Photosynthesis with Rhodopsin 249*

10 *Biosynthesis of Monomers 255*

10.1 *Macromolecular Synthesis from Precursor Substrates 256*

10.2 *Macromolecular Synthesis from 1-Carbon Substrates 258*

CO₂ Fixation: The Calvin Cycle 259

CO₂ Fixation: The Reductive Citric Acid Pathway 261

CO₂ Fixation: The Hydroxypropionate Pathway 261

CO₂ Fixation: The Reductive Acetyl-CoA Pathway 261

C-1 Fixation: The Glycine-Serine and Ribulose Monophosphate Pathways 261

10.3 *Pathways that Generate Biosynthetic Precursors from Sugars 263*

Role of Pyruvate in the Synthesis of Precursor Metabolites 265

The Tricarboxylic Acid Cycle 268

The Glyoxylate Shunt 270

Biosynthesis of Glucose 270

10.4 Biosynthesis of Amino Acids, Purines, Pyrimidines, and Lipids 272

- Amino Acid Biosynthesis 272
- Purine and Pyrimidine Biosynthesis 272
- Biosynthesis of Lipids 275
- Fatty Acids 275
- Branched-Chain Lipids 275

10.5 Nitrogen Assimilation 278

- Nitrate Reduction 279
- Nitrogen Fixation 279
- Utilization of Nitrogenous Compounds 281
- Incorporation of Ammonia 281

10.6 Sulfur Assimilation 282

11 Assembly of Bacterial Cell Structures 287

11.1 Membrane Synthesis 289

- Synthesis of Lipids 289

11.2 Peptidoglycan Synthesis 289

- Forming Gram-Positive Cell Envelopes 292
- Forming Gram-Negative Cell Envelopes 292

11.3 Protein Assembly, Structure, and Function 293

- Protein Structure 295
- Structural Arrangements of Proteins 295

11.4 Export of Proteins 299

- Signal Sequences 299
- The Sec-Dependent Protein Secretion Pathway 299
- The Twin-Arginine (TAT) Protein Secretion Pathway 302
- Protein Targeting to the Outer Membrane 302

- Extracellular Secretion by Gram-Negative Bacteria 303
- Protein Secretion in Lower Eukaryotes 307

11.5 Structure and Function of Cell Appendages 307

- Bacterial Flagella 307
- Bacterial Pili 311

12 Roles of Microbes in Biodegradation 317

12.1 Overview of the Carbon Cycle 319

12.2 Catabolism of Polymeric Materials 322

- Polysaccharides 323
- Starch 323
- Glycogen 324
- Chitin 324
- Cellulose 325
- Hemicellulose, Xylans, and Pectins 326
- Catabolism of Proteins 327
- Catabolism of Nucleic Acids 327

12.3 Catabolism of Low-Molecular-Weight Compounds 328

- Uric Acid 328
- Organic Acids 328

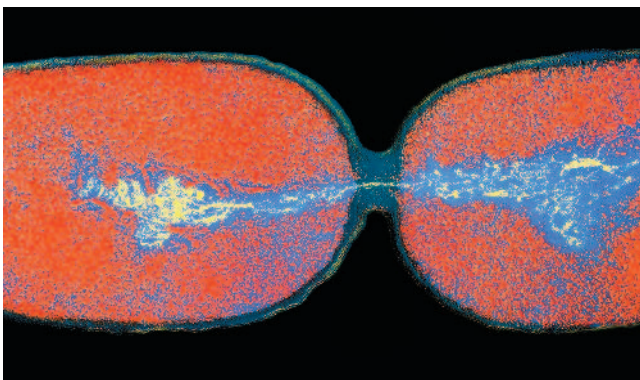
12.4 Catabolism of Lipids 328

- Phospholipids 328
- β -Oxidation of Fatty Acids 329

12.5 Catabolism of Aromatic and Aliphatic Compounds 330

- Lignin 330
- Alkanes and Aliphatic Hydrocarbons 332
- Aromatic Hydrocarbons 334
- Xenobiotic Compounds 335

PART IV Genetics and Basic Virology 339



13 Basic Genetics 341

13.1 The Nature of the Hereditary Information 342

- Structure of DNA 343

13.2 DNA Replication 344

- Overview of DNA Replication 344
- Details of the Replication Cycle 345
- Proofreading During DNA Replication 349

- Alternative DNA Replication Mechanisms 349
- 13.3 Transcription and its Regulation 351**
 - Steps in RNA Synthesis 352
 - Promoters and Sigma Factors 354
- 13.4 Regulation of Gene Expression 356**
 - Negative Regulation 356
 - Positive Regulation 357
 - Regulation by Two-Component Signal Transduction Pathways 359
- 13.5 Protein Synthesis 360**
 - Components of the Protein Synthesis Machinery 362
 - Mechanism of Protein Synthesis 364
 - When the Ribosomal Machinery Stalls... 366
- 13.6 Regulation by RNA Secondary Structure 368**
 - Regulatory Mechanisms Controlling Transcription and Translation 370
 - Control of Gene Expression by Regulatory Noncoding RNAs 372
- 13.7 Quorum Sensing 374**
- 13.8 Mutations 376**
 - Fluctuation Test 377
 - Types of Mutation 378
 - Consequence of Mutations 378
- 13.9 Mutagens and DNA Repair 380**
 - Mutagenesis with Base Analogs 380
 - Mutagenesis with Agents That Modify DNA 380
 - Mutagens That Intercalate with DNA 381
 - Radiation Damage 381
 - DNA Repair 381

14 Viruses 389

- 14.1 Origin of Viruses 390**
 - Coevolution 390
 - Retrograde Evolution 391
 - “Escaped” Gene Theory 391
- 14.2 Size and Structure of Viruses 392**
 - Viral Propagation 394
- 14.3 Cultivation of Viruses 395**
- 14.4 Quantitation of Viruses 395**
- 14.5 Purification of Viral Particles 397**
- 14.6 Viral Genomes and Reproduction 397**
- 14.7 Bacterial Viruses 398**
 - Taxonomy 399
 - Lysogenic and Temperate Viruses 400
 - Lysogenic Conversion 400
- Lambda (λ) Phage 400
 - M13 401
 - T4 404
- 14.8 Viral Restriction and Modification 406**
- 14.9 Eukaryotic Viruses 407**
 - Classification, Size, and Structure 407
- 14.10 Animal Viruses 409**
 - DNA Viruses 409
 - Herpesviruses 409
 - Poxviruses 410
 - RNA Viruses 412
 - Poliovirus 412
 - Retroviruses 413
- 14.11 Insect Viruses 416**
- 14.12 Plant Viruses 416**
- 14.13 Fungal and Algal Viruses 417**
- 14.14 Viroids 417**
- 14.15 Prions 418**

15 Genetic Exchange 423

- 15.1 Plasmids and Bacteriophage 424**
 - Plasmids 424
 - Plasmids Specifying Resistance to Antibiotics 424
 - Virulence Plasmids 424
 - Plasmids Encoding Genes for Specialized Metabolism 426
 - Plasmid Replication, Maintenance, and Partitioning During Cell Division 426
 - Bacteriophages 429
- 15.2 Recombination 429**
 - General (Homologous) Recombination 429
 - Site-Specific Recombination 432
- 15.3 Genetic Exchange among Bacteria 433**
 - Conjugation 434
 - Plasmid-Mediated Exchange of Chromosomal Genes 436
 - Transformation 439
 - Transduction 441
 - Generalized Transduction 441
 - Specialized Transduction 442
- 15.4 Mobile Genetic Elements and Transposons 443**
 - Classification of Transposons 443
 - Mechanism of Transposition 444
 - Integrations 444
 - Conjugative Transposons 447

16 *Microbial Genomics* 451

16.1 *Basis of Genetic Engineering* 452

- Restriction and Modification 452
- Analysis of DNA Treated with Restriction Endonucleases 452
- Construction of Recombinant Plasmids 458
- Identification of Recombinant Clones 459

- Cloning of Eukaryotic Genes in Bacteria 462
- Practical Applications of Recombinant DNA Technology 462

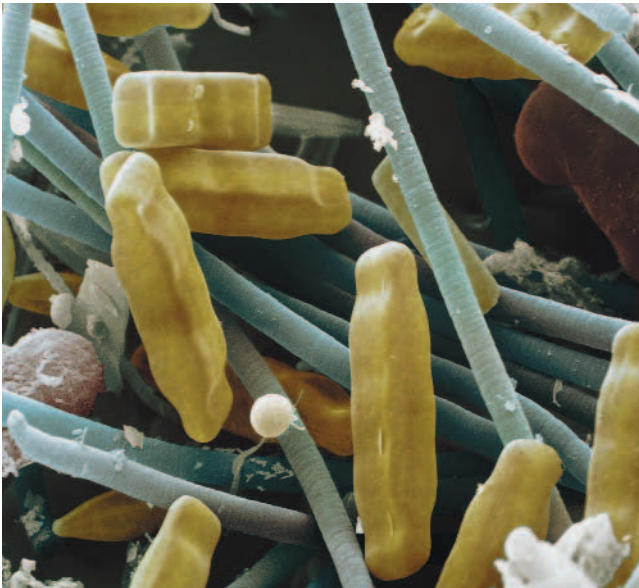
16.2 *Microbial Genomics* 467

- Horizontal Gene Transfer 471
- Metagenomics 473

16.3 *Functional Genomics* 474

- DNA Microarrays and Global Transcriptional Analysis 475
- DNA Microarrays as Tools of Comparative Genomics 478

PART V *Microbial Evolution and Diversity* 483



17 *Taxonomy of Bacteria and Archaea* 485

17.1 *Nomenclature* 486

17.2 *Classification* 487

- Artificial versus Phylogenetic Classifications 487
- Phenotypic Properties and Artificial Classifications 487
- Numerical Taxonomy 489
- Phylogenetic Classification and Molecular Phylogeny 489
- Speciation 498

17.3 *Taxonomic Units* 499

- The Species 500
- The Genus 503
- Higher Taxa 504

17.4 *Major Groups of Archaea and Bacteria* 504

- Domain: *Archaea* 505
- Domain: *Bacteria* 507

17.5 *Identification* 508

- Phenotypic Tests 509
- Nucleic Acid Probes and Fluorescent Antisera 509
- Culture Collections 510

Computer Internet Resources 512

18 *Archaea* 515

18.1 *Why Study Archaea?* 515

- Models of Early Life 516
- Abundance of *Archaea* 517
- Diversity of *Archaea* 517

18.2 *Biochemical Differences and Similarities to Other Organisms* 517

- Archaeal Membranes 518
- Archaeal Cell Walls 520
- Archaeal RNA Polymerase 520
- DNA Replication 520
- Antibiotic Sensitivity of *Archaea* 521
- Similarities to Other Organisms 521

18.3 Major Groups of Archaea 522

- Methane-Producing *Archaea*:
 - The Methanoarchaea 522
- Biochemistry of Methanogenesis 523
- Methanogenesis from CO₂ Reduction Occurs Stepwise 526
- Methanogenesis from Other Substrates 528
- Bioenergetics of Methanogenesis 528
- Ecology of Methanogenesis 528
- Interspecies Hydrogen Transfer 529
- Methanogenic Habitats 530
- Anaerobic Methane Oxidation 531
- Extreme Halophiles 531
- Bacteriorhodopsin and Archaeal Photophosphorylation 532
- Adaptations to High Concentrations of Salt 534
- Extreme Thermophiles 534
- Habitats and Physiology 535
- Viruses 539
- Perspectives and Applications 539
- Thermoadaptation 540
- Industrial Applications 540
- Early Life 541
- Uncultured and Nitrifying *Archaea* 541

19 *Nonphotosynthetic Proteobacteria 545*

19.1 Class Alphaproteobacteria 546

- Order *Rhizobiales* 546
- Order *Rhodospirillales* 553
- Order *Rickettsiales* 554
- Order *Caulobacteriales* 554
- Order *Hyphomicrobiales* 559
- Order *Sphingomonadales* 561

19.2 Class Betaproteobacteria 562

- Order *Neisseriales* 562
- Order *Burkholderiales* 564
- Order *Nitrosomonadales* 566
- Order *Hydrogenophilales* 572
- Order *Rhodocyclales* 573

19.3 Class Gammaproteobacteria 574

- Order *Enterobacteriales* 574
- Order *Vibrionales* 580

- Order *Pseudomonadales* 582
- Order *Xanthomonadales* 584
- Order *Alteromonadales* 585
- Order *Legionellales* 585
- Order *Aeromonadales* 585
- Order *Oceanospirales* 585
- Order *Methylococcales*: Methylophilic Bacteria 585
- Other Methylophilic 588
- Order *Thiotrichales* 588

19.4 Class Deltaproteobacteria 591

- Order *Bdellovibrionales* 591
- Order *Myxobacteriales*: The Fruiting, Gliding Bacteria 593
- Orders *Desulfovibrionales* and *Desulfobacteriales*: Sulfate- and Sulfur-Reducing Bacteria 595

19.5 Class Epsilonproteobacteria 597

20 *Gram-Positive Bacteria: Firmicutes and Actinobacteria 601*

20.1 Phylum: Firmicutes 602

- Class *Bacilli* 602
- Order *Lactobacillales*: Lactic Acid Bacteria 603
- Order *Bacillales* 609
- Class *Clostridia* 614
- Class *Mollicutes*: Cell Wall-Less Bacteria 619

20.2 Phylum: Actinobacteria 621

- Unicellular *Actinobacteria* 621
- Coryneform Bacteria 624
- Highly Branched and Mycelial *Actinobacteria* 627

21 *Phototrophic Bacteria 633*

21.1 Light and Dark Reactions 634**21.2 Phototrophic Phyla 635****21.3 Proteobacteria 635**

- Purple Sulfur Bacteria 638
- Purple Nonsulfur Bacteria 641

- 21.4 Chlorobi 643
- 21.5 Chloroflexi 647
- 21.6 Firmicutes—*The Heliobacteria* 649
- 21.7 Cyanobacteria 649
 - Structure and Physiology 650
 - Ecological and Environmental Significance of *Cyanobacteria* 651
 - Major Taxa of *Cyanobacteria* 654
 - The Prochlorophytes: Chlorophyll *a*- and Chlorophyll *b*-containing *Cyanobacteria* 657
 - The Chloroplast 659

22 Exploring Bacterial Diversity: Other Phyla, Other Microbial Worlds 663

- 22.1 Phyla Containing Thermophilic Bacteria 664
 - Phylum *Aquificae* 665
 - Phylum *Thermodesulfobacteria* 665
 - Phylum *Thermotogae* 665
 - Phylum *Nitrospirae* 666
 - Phylum *Deferribacteres* 666
 - Phylum *Thermomicrobia* 667
 - Phylum *Dictyoglomi* 667
 - Phylum *Deinococcus-Thermus* 667
- 22.2 Phyla that May Contain Thermophiles 669
 - Phylum *Bacteroidetes* 669
 - Phylum *Fibrobacteres* 672
 - Phylum *Spirochaetes* 672
 - Phylum *Planctomycetes* 675
 - Phylum *Chlamydiae* 680
 - Phylum *Verrucomicrobia* 680
 - Phylum *Chrysiogenetes* 681
 - Phylum *Acidobacteria* 681
 - Phylum *Fusobacteria* 682

23 Eukaryotic Microorganisms 687

- 23.1 Eukaryotic Organelles 688
 - The Cell Membrane and Cortex 688
 - The Endomembrane Network 689
 - The Cytoskeleton 691
 - The Nucleus 694
 - The Mitochondrion 695
 - Plastids 696
 - Other Organelles 696
 - Diversity of Feeding Mechanisms 697
 - Sex 697
- 23.2 Diversity of Protists 698
- 23.3 Opisthokonta 698
 - Choanoflagellata 699
 - Fungi 699
 - Chytridiomycetes 700
 - Zygomycota 701
 - Glomeromycota 702
 - Ascomycota 702
 - Basidiomycota 706
 - Urediniomycetes 708
 - Ustilaginomycetes 710
 - Microsporidia 711
- 23.4 Excavata 713
 - Diplomonadida 713
 - Parabasala 713
 - Heterolobosea 714
 - Euglenozoa 714
- 23.5 Rhizaria 717
 - Foraminifera 717
 - Radiolaria 718
- 23.6 Archaeplastida 719
 - Rhodophyta 719
 - Chloroplastida 721
- 23.7 Chromalveolates 723
 - Cryptophyta 723
 - Haptophyta 724
 - Stramenopiles 724
 - Alveolata 727
- 23.8 Amoebozoa 732
 - Lobose Amoebas 732
 - Eumycetozoa 732

PART VI *Microbial Ecology* 737



24 *Microbial Ecology* 739

- 24.1 The Concept of an Ecosystem** 740
- 24.2 The Microenvironment** 741
- 24.3 Autecology: Ecology of the Species** 742
 - Identification of Species in the Environment 743
 - Enumeration of Microorganisms in the Environment 743
 - The Bacterial Enumeration Anomaly 745
 - Sampling Environments and Assessing the Habitat of a Species 747
 - Evaluation of the Role of a Species 749
- 24.4 Microbial Communities** 751
 - Microbial Mat Communities and Biofilms 751
 - Biomass and Biomarkers 753
 - Is It a Microbial or Chemical Process? 753
 - Rate Measurements 756
- 24.5 Major Environments** 761
 - Freshwater Habitats 761
 - Marine Environments 764
 - Terrestrial Environments 767
 - Extreme Environments 768
- 24.6 Biogeochemical Cycles** 772
 - Atmospheric Effects of Nutrient Cycles 772
 - Carbon Cycle 773
 - Nitrogen Cycle 775
 - Sulfur Cycle 776
 - Other Cycles 778

- 24.7 Dispersal, Colonization, and Succession** 778
- 24.8 Biodiversity of Microbial Life** 779
 - Assessing Microbial Diversity 780
- 24.9 Biogeography of Bacteria** 781

25 *Beneficial Symbiotic Associations* 785

- 25.1 Functions of Symbiotic Relationships** 786
 - Protection 786
 - Access to New Habitats 786
 - Recognition Aids 787
 - Nutrition 787
- 25.2 Establishment of Symbioses** 787
- 25.3 Types of Symbioses** 787
- 25.4 Microbe–Microbe Symbioses** 788
 - “*Chlorochromatium aggregatum*” 788
 - Bacteria–Archaea 788
 - Archaea–Protist 788
 - Lichens 788
- 25.5 Microbe–Plant Symbioses** 789
 - Rhizosphere 790
 - Mycorrhizae 790
 - Ectomycorrhizae 791
 - Endomycorrhizae 792
 - Frankia*–Plant 792
 - Rhizobium*–Legume 792
 - Azorhizobium*–Legume 796
 - Cyanobacteria*–Plant 797
 - Bacteria–Plant Leaf 797
- 25.6 Microbe–Animal Symbioses** 798
 - Symbiotic Invertebrates 798
 - Termites–Microbes 800
 - Aphid–Microbe 801
 - Microbe–Mealybug 801
 - Wolbachia*–Animals 802
 - Bioluminescent *Bacteria*–Fish 802
 - Bacteria*–Bird 803
 - Ruminant Symbioses 806

26 *Human Host–Microbe Interaction 811*

26.1 *Normal Human Microbiota 813*

- Skin 815
- Respiratory Tract 815
- Gastrointestinal Tract 816
- Genitourinary Tract 818

26.2 *Host Barrier Defense 818*

- Physical Barriers 818
- Mechanical Defenses 818
- Microbial Barriers 818
- Chemical Defenses 819

26.3 *How Infectious Agents Overcome Barrier Defense: Adherence and Penetration by Pathogens 820*

- Vector-Borne Infections 821
- Colonization by Bacteria 821
- Colonization by Viruses 823
- Colonization by Fungi 824
- Colonization by Protozoa 824

Colonization by Parasitic Worms 826

26.4 *Inflammation and Phagocytosis: The Second Level of Host Defense 827*

Avoiding Destruction by Phagocytes 828

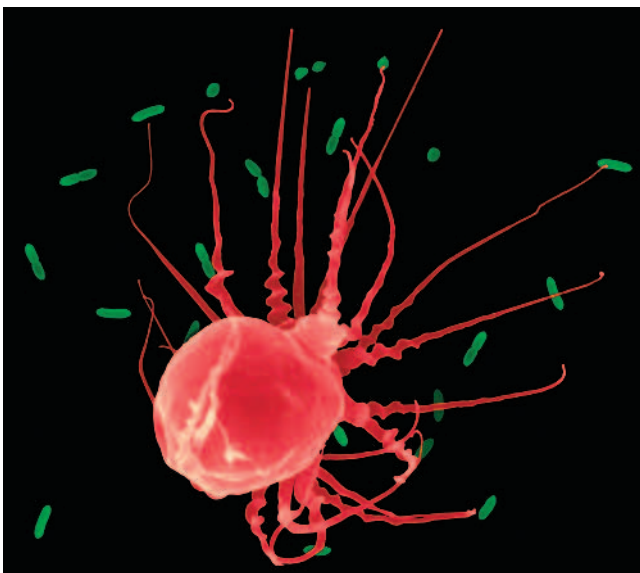
26.5 *Virulence and Pathology 828*

- Bacteria 829
- Viruses 832
- Fungi 832
- Parasites 833
- Avoiding Adaptive Immunity by Antigenic Variation 833
- Immunopathology 834

26.6 *Life in Host Cells 835*

- How Viruses Live in Host Cells 835
- How Bacteria and Protozoa Live in Phagocytes 836
- How Bacteria and Protozoa Live in Nonphagocytic Host Cells 837
- Entry of Non-Viral Pathogens into Host Cells 838
- Avoiding Adaptive Immune Responses inside Cells 839
- Latent Infections of Host Cells 840

PART VII *Immunology and Medical Microbiology 845*



27 *Immunology 847*

27.1 *Cells and General Organization of the Immune System 848*

27.2 *Inflammation and Innate Immunity 851*

- Early Events in Inflammation 852
- Activating Complement 854
- Recruiting Phagocytes to Sites of Infection 854
- Molecular Tags Facilitate Phagocytosis 857
- Phagocytosis and Killing of Infectious Agents 857
- Tissue Macrophages Originate from Monocytes 858
- Macrophage Pattern Receptors and Nonphagocytic Defenses 858
- Surviving Phagocytosis—Intracellular Microbes 859
- Wasting, Fever, and the Acute Phase Response 860

27.3 *Adaptive Immunity 861*

- T-Cell Development 861
- Receptors of $\alpha\beta$ T Cells 863

Antigen Presentation to CD4 T Cells 864
 CD4 T-Cell Effector Molecules: Cytokines 865
 Antigen Presentation to CD8 T Cells 866
 CD8 T-Cell Effector Function: Cytotoxicity and Cytokines 868
 Memory Responses by T Cells 868
 B Cells: Basic Structure of an Immunoglobulin 868
 B-Cell Development 870
 B Cells and Antibodies 872
 B-Cell Activation and Immunoglobulin Heavy Chain Switching 873
 B-Cell Maturation, Memory, and Secondary Immune Responses 874
 Functions of Antibody Classes: IgG, IgA, IgM, and IgE 876

27.4 Bridging Immune Responses 880

Primitive T Cells: NK Cells 880
 Lymphoid Cells with Antigen-Specific Receptors: B-1 and Marginal Zone B Cells 882
 Lymphoid Cells with Antigen-Specific Receptors: $\gamma\delta$ T Cells 883
 Lymphoid Cells with Antigen-Specific Receptors: CD1-Reactive T Cells 885

27.5 Vaccines 885

Passive and Active Immunity 885

27.6 Dysfunctions of the Immune System 887

Allergy 887
 Toxic Shock Syndrome and Endotoxemia 888
 Autoimmunity 889
 Immunodeficiencies 889

28 *Microbial Diseases of Humans 893*

28.1 Skin Infections 894

28.2 Respiratory Infections 897

Diphtheria 899
 Whooping Cough 901

28.3 Pneumonia 904

Pneumonia Caused by *Streptococcus pneumoniae* 904
 Pneumonia Caused by *Staphylococcus aureus* 905
 Legionellosis 905
 Other Types of Pneumonia 906

28.4 Streptococcal Infections 907

Infections Caused by *Streptococcus pyogenes* 907
Streptococcus agalactiae 909

Meningitis 909

28.5 Tuberculosis 910

Psittacosis (Ornithosis) 912

28.6 Leprosy 912

28.7 Anthrax 913

Gas Gangrene 915

28.8 Fungal Diseases 915

Histoplasmosis 915
 Coccidioidomycosis 916
 Aspergillosis 916
 Candidiasis 916
 Cryptococcosis 916

28.9 Bacterial Diseases of the Gastrointestinal Tract 917

Ulcers 917
 Food Poisoning 918

28.10 Food- and Water-Borne Infections 920

Salmonellosis 920
 Cholera 921
 Dysentery 921
 Campylobacteriosis 922
Escherichia coli 922
 Enterocolitis 923
 Listeriosis 923
Clostridium perfringens 923
Clostridium difficile 923
Vibrio parahaemolyticus 923

28.11 Urinary Tract Infections 924

28.12 Sexually Transmitted Diseases 924

Gonorrhea 924
 Syphilis 926
Chlamydiae 927
 Chancroid 927

28.13 Vector-Borne Diseases 929

Plague 929
 Lyme Disease 932
 Rocky Mountain Spotted Fever 932
 Typhus 933
 Scrub Typhus 934
 Q Fever 934
 Ehrlichiosis 934
 Relapsing Fever 934
 Tularemia 934
 Trench Fever 935
 Cat Scratch Disease 935
 Polymicrobial Diseases 935

28.14 Protists as Agents of Disease 935

- Amebiasis 936
- Giardiasis 937
- Malaria 937

28.15 Zoonoses 938

29 *Viral Diseases of Humans 943*

29.1 Viral Infections Transmitted via the Respiratory System 944

- Chicken Pox 945
- Rubella 945
- Measles 946
- Smallpox 947
- Mumps 948
- Influenza 949
- Cold Viruses 952
- Severe Acute Respiratory Syndrome (SARS) 953
- Respiratory Syncytial Virus 954

29.2 Viral Pathogens with Human Reservoirs 955

- Acute T-Cell Lymphocytic Leukemia 955
- Acquired Immune Deficiency Syndrome (AIDS) 956
- Cold Sores (Fever Blisters) 959
- Genital Herpes 959
- Infectious Mononucleosis 960
- Poliomyelitis 960
- Hepatitis 962
- Warts 963
- Viral Gastroenteritis 963

29.3 Viral Diseases with Nonhuman Reservoirs 964

- Colorado Tick Fever 964
- Encephalitis 965
- Rabies 966
- Yellow Fever 967
- Bird Flu 967
- Ebola and Marburg 967
- West Nile 968
- Emerging Viruses 968

30 *Epidemiology and Clinical Microbiology 973*

30.1 Epidemiology 974

- Terminology 974
- Mortality and Morbidity 975

30.2 Carriers and Reservoirs 976

30.3 Modes of Transmission of Infectious Diseases 976

- Diseases Spread by Human Contact and Airborne Transmission 978
- Water-, Food-, and Soil-Borne Infections 980
- Sexually Transmitted Diseases 980
- Vector-Borne Infections 982
- Animal Contact Diseases 982

30.4 Nosocomial (Hospital-Acquired) Infections 982

- Major Nosocomial Infections 983

30.5 Public Health Measures 983

30.6 Control Measures for Communicable Diseases 985

- Reservoir Control 985
- Quarantine 985
- Food and Water Measures 986
- Human and Animal Vaccination 986
- Antibiotic Resistance 987

30.7 World Health 987

- Problems in Developing Nations 988
- Problems in Developed Nations 989
- Problems for Travelers 989

30.8 Clinical and Diagnostic Methods 989

- Searching for Pathogens 990
- Obtaining Clinical Specimens 990

30.9 Identifying Pathogens 992

- Growth-Dependent Identification 995
- Serologic Identification 995
- Automated Identification Systems 995
- Antigen–Antibody Techniques 998
- Detection by Immunofluorescence 1000
- Agglutination 1000
- Plasmid Fingerprinting 1000
- Phage Typing 1001
- Nucleic Acid–Based Diagnostics 1001

30.10 Antibiotic Sensitivity 1003

PART **VIII** *Applied Microbiology 1007*



31 *Industrial Microbiology 1009*

31.1 *Microbes Involved in Industrial Processes 1010*

Primary and Secondary Metabolites 1010

31.2 *Major Industrial Products 1011*

31.3 *Foods, Flavoring Agents and Food Supplements, and Vitamins 1012*

Foods 1012

Flavoring Agents and Food Supplements 1018

Vitamins 1021

31.4 *Beverages Containing Alcohol 1022*

Wine 1023

Beer 1025

Distilled Beverages 1026

31.5 *Ethanol as Fuel 1027*

31.6 *Organic Acids 1028*

31.7 *Enzymes, Microbial Transformations, and Inocula 1029*

Enzymes 1029

Microbial Transformations 1030

Inocula 1031

31.8 *Inhibitors 1032*

Biocides 1032

Antibiotics 1033

Vaccines 1038

31.9 *Genetically Engineered Microorganisms 1040*

Human Insulin 1040

Human Growth Hormone 1041

Other Cloned Genetic Systems 1041

32 *Applied Environmental Microbiology 1045*

32.1 *Sewage (Wastewater) Treatment 1046*

Ecological Impact of Raw Sewage on Receiving Water 1046

Public Health Impact of Raw Sewage Discharge 1047

Primary Wastewater Treatment 1048

Secondary Treatment 1048

Microbial Treatment Problems 1049

Tertiary Wastewater Treatment 1050

32.2 *Drinking Water Treatment 1051*

Total Coliform Bacteria Analyses 1052

Fecal Coliform Bacteria Analyses 1054

32.3 *Landfills and Composting 1055*

Landfills 1055

Composting 1056

32.4 *Pesticides 1057*

Alternatives to Use of Persistent Pesticides 1058

32.5 *Bioremediation 1058*

Biodegradative Organisms 1059

Advantages of Bioremediation 1059

Problems Associated with Bioremediation 1061

Methodology of Bioremediation 1062

Land Farming 1063

The Future of Bioremediation 1063

32.6 *Acid Mine Drainage and Acid Rain 1063*

Appendix A-1

Glossary G-1

Notes on Part Opener and Chapter Opener Photos N-1

Index I-1