

Developing Solutions for Microsoft Azure

Microsoft AZ-204 Dumps Available Here at:

<https://www.certification-questions.com/microsoft-exam/az-204-dumps.html>

Enrolling now you will get access to 300 questions in a unique set of AZ-204 dumps

TESTLET-1.

Windows Server 2016 virtual machine

Case study

This is a case study. Case studies are not timed separately. You can use as much exam time as you would like to complete each case. However, there may be additional case studies and sections on this exam. You must manage your time to ensure that you are able to complete all questions included on this exam in the time provided.

To answer the questions included in a case study, you will need to reference information that is provided in the case study. Case studies might contain exhibits and other resources that provide more information about the scenario that is described in the case study. Each question is independent of the other questions in this case study.

At the end of this case study, a review screen will appear. This screen allows you to review your answers and to make changes before you move to the next section of the exam. After you begin a new section, you cannot return to this section.

To start the case study

To display the first question in this case study, click the Next button. Use the buttons in the left pane to explore the content of the case study before you answer the questions. Clicking these buttons displays information such as business requirements, existing environment, and problem statements. If the case study has an All Information tab, note that the information displayed is identical to the information displayed on the subsequent tabs. When you are ready to answer a question, click the Question button to return to the question.

Current environment

Windows Server 2016 virtual machine

The virtual machine (VM) runs BizTalk Server 2016. The VM runs the following workflows:

Ocean Transport – This workflow gathers and validates container information including container contents and arrival notices at various shipping ports.

Inland Transport – This workflow gathers and validates trucking information including fuel usage, number of stops, and routes.

The VM supports the following REST API calls:

Container API – This API provides container information including weight, contents, and other attributes.

Location API – This API provides location information regarding shipping ports of call and tracking stops.

Shipping REST API – This API provides shipping information for use and display on the shipping website.

Shipping Data

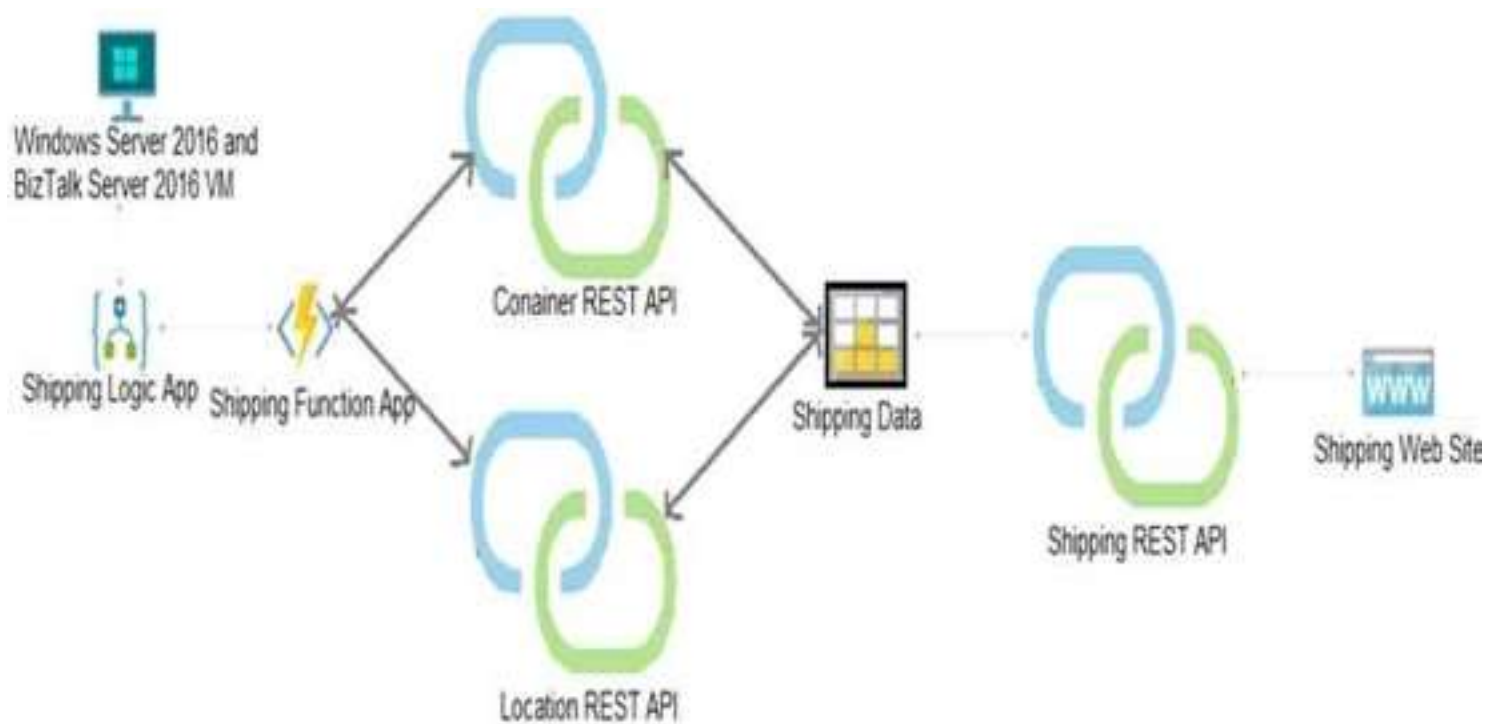
The application uses MongoDB JSON document storage database for all container and transport information.

Shipping Web Site

The site displays shipping container tracking information and container contents. The site is located at <http://shipping.wideworldimporters.com/>

Proposed solution

The on-premises shipping application must be moved to Azure. The VM has been migrated to a new Standard_D16s_v3 Azure VM by using Azure Site Recovery and must remain running in Azure to complete the BizTalk component migrations. You create a Standard_D16s_v3 Azure VM to host BizTalk Server. The Azure architecture diagram for the proposed solution is shown below:



Requirements

Shipping Logic app

The Shipping Logic app must meet the following requirements:

Support the ocean transport and inland transport workflows by using a Logic App.

Support industry-standard protocol X12 message format for various messages including vessel content details and arrival notices.

Secure resources to the corporate VNet and use dedicated storage resources with a fixed costing model.

Maintain on-premises connectivity to support legacy applications and final BizTalk migrations.

Shipping Function app

Implement secure function endpoints by using app-level security and include Azure Active Directory (Azure AD).

REST APIs

The REST API's that support the solution must meet the following requirements:

Secure resources to the corporate VNet.

Allow deployment to a testing location within Azure while not incurring additional costs.

Automatically scale to double capacity during peak shipping times while not causing application

downtime.

Minimize costs when selecting an Azure payment model.

Shipping data

Data migration from on-premises to Azure must minimize costs and downtime.

Shipping website

Use Azure Content Delivery Network (CDN) and ensure maximum performance for dynamic content while minimizing latency and costs.

Issues

Windows Server 2016 VM

The VM shows high network latency, jitter, and high CPU utilization. The VM is critical and has not been backed up in the past. The VM must enable a quick restore from a 7-day snapshot to include in-place restore of disks in case of failure.

Shipping website and REST APIs

The following error message displays while you are testing the website:

Failed to load http://test-shippingapi.wideworldimporters.com/: No 'Access-Control-Allow-Origin' header is present on the requested resource. Origin 'http://test.wideworldimporters.com/' is therefore not allowed access.

Question 1

HOTSPOT

You need to configure Azure CDN for the Shipping web site.

Which configuration options should you use? To answer, select the appropriate options in the answer area.

NOTE: Each correct selection is worth one point.

Option**Value**

Tier

	▼
Standard	
Premium	

Profile

	▼
Akamai	
Microsoft	

Optimization

	▼
general web delivery	
large file download	
dynamic site acceleration	
video-on-demand media streaming	

Options:

A.

Option	Value
Tier	<div><div></div><div>Standard</div><div>Premium</div></div>
Profile	<div><div></div><div>Akamai</div><div>Microsoft</div></div>
Optimization	<div><div></div><div>general web delivery</div><div>large file download</div><div>dynamic site acceleration</div><div>video-on-demand media streaming</div></div>

Answer: A

Explanation:

pping website

Use Azure Content Delivery Network (CDN) and ensure maximum performance for dynamic content while minimizing latency and costs.

Tier: Standard

Profile: Akamai

Optimization: Dynamic site acceleration

Dynamic site acceleration (DSA) is available for Azure CDN Standard from Akamai, Azure CDN Standard from Verizon, and Azure CDN Premium from Verizon profiles.

DSA includes various techniques that benefit the latency and performance of dynamic content.

Techniques include route and network optimization, TCP optimization, and more.

You can use this optimization to accelerate a web app that includes numerous responses that aren't cacheable. Examples are search results, checkout transactions, or real-time data.

a. You can continue to use core Azure CDN caching capabilities for static data.

Reference:

<https://docs.microsoft.com/en-us/azure/cdn/cdn-optimization-overview>

Explanation:

TESTLET-1.

Windows Server 2016 virtual machine

Case study

This is a case study. Case studies are not timed separately. You can use as much exam time as you would like to complete each case. However, there may be additional case studies and sections on this exam. You must manage your time to ensure that you are able to complete all questions included on this exam in the time provided.

To answer the questions included in a case study, you will need to reference information that is provided in the case study. Case studies might contain exhibits and other resources that provide more information about the scenario that is described in the case study. Each question is independent of the other questions in this case study.

At the end of this case study, a review screen will appear. This screen allows you to review your answers and to make changes before you move to the next section of the exam. After you begin a new section, you cannot return to this section.

To start the case study

To display the first question in this case study, click the Next button. Use the buttons in the left pane to explore the content of the case study before you answer the questions. Clicking these buttons displays information such as business requirements, existing environment, and problem statements. If the case study has an All Information tab, note that the information displayed is identical to the information displayed on the subsequent tabs. When you are ready to answer a question, click the Question button to return to the question.

Current environment

Windows Server 2016 virtual machine

The virtual machine (VM) runs BizTalk Server 2016. The VM runs the following workflows:

Ocean Transport – This workflow gathers and validates container information including container contents and arrival notices at various shipping ports.

Inland Transport – This workflow gathers and validates trucking information including fuel usage, number of stops, and routes.

The VM supports the following REST API calls:

Container API – This API provides container information including weight, contents, and other attributes.

Location API – This API provides location information regarding shipping ports of call and tracking stops.

Shipping REST API – This API provides shipping information for use and display on the shipping website.

Shipping Data

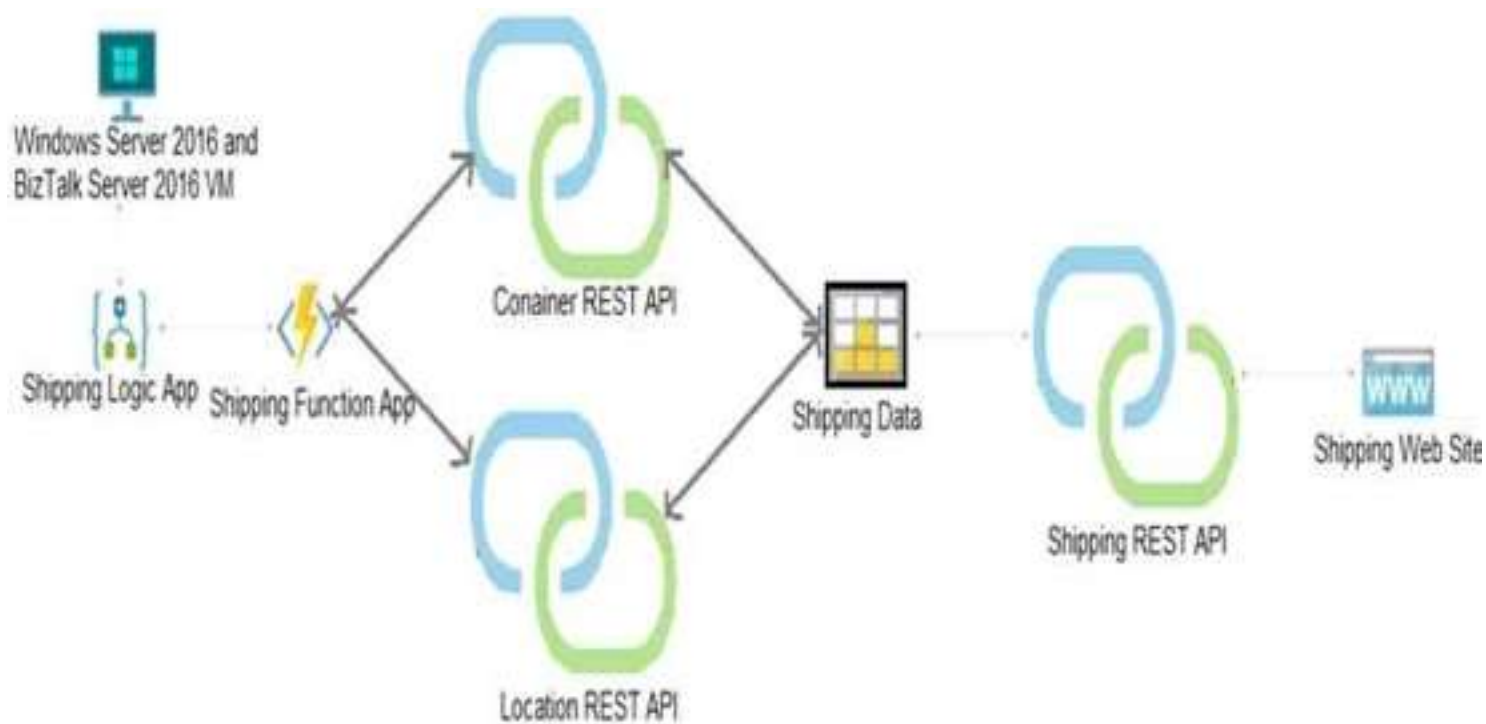
The application uses MongoDB JSON document storage database for all container and transport information.

Shipping Web Site

The site displays shipping container tracking information and container contents. The site is located at <http://shipping.wideworldimporters.com/>

Proposed solution

The on-premises shipping application must be moved to Azure. The VM has been migrated to a new Standard_D16s_v3 Azure VM by using Azure Site Recovery and must remain running in Azure to complete the BizTalk component migrations. You create a Standard_D16s_v3 Azure VM to host BizTalk Server. The Azure architecture diagram for the proposed solution is shown below:



Requirements

Shipping Logic app

The Shipping Logic app must meet the following requirements:

Support the ocean transport and inland transport workflows by using a Logic App.

Support industry-standard protocol X12 message format for various messages including vessel content details and arrival notices.

Secure resources to the corporate VNet and use dedicated storage resources with a fixed costing model.

Maintain on-premises connectivity to support legacy applications and final BizTalk migrations.

Shipping Function app

Implement secure function endpoints by using app-level security and include Azure Active Directory (Azure AD).

REST APIs

The REST API's that support the solution must meet the following requirements:

Secure resources to the corporate VNet.

Allow deployment to a testing location within Azure while not incurring additional costs.

Automatically scale to double capacity during peak shipping times while not causing application

downtime.

Minimize costs when selecting an Azure payment model.

Shipping data

Data migration from on-premises to Azure must minimize costs and downtime.

Shipping website

Use Azure Content Delivery Network (CDN) and ensure maximum performance for dynamic content while minimizing latency and costs.

Issues

Windows Server 2016 VM

The VM shows high network latency, jitter, and high CPU utilization. The VM is critical and has not been backed up in the past. The VM must enable a quick restore from a 7-day snapshot to include in-place restore of disks in case of failure.

Shipping website and REST APIs

The following error message displays while you are testing the website:

Failed to load http://test-shippingapi.wideworldimporters.com/: No 'Access-Control-Allow-Origin' header is present on the requested resource. Origin 'http://test.wideworldimporters.com/' is therefore not allowed access.

Question 2

HOTSPOT

You need to secure the Shipping Function app.

How should you configure the app? To answer, select the appropriate options in the answer area.

NOTE: Each correct selection is worth one point.

Setting**Value**

Authorization level

	▼
Function	
Anonymous	
Admin	

User claims

	▼
JSON Web Token (JWT)	
Shared Access Signature (SAS) token	
API Key	

Trigger type

	▼
blob	
HTTP	
queue	
timer	

Options:

A.

Setting	Value
Authorization level	<div><div></div><div><div>Function</div><div>Anonymous</div><div>Admin</div></div></div>
User claims	<div><div></div><div><div>JSON Web Token (JWT)</div><div>Shared Access Signature (SAS) token</div><div>API Key</div></div></div>
Trigger type	<div><div></div><div><div>blob</div><div>HTTP</div><div>queue</div><div>timer</div></div></div>

Answer: A

Explanation:

pping Function app: Implement secure function endpoints by using app-level security and include Azure Active Directory (Azure AD).

Box 1: Function

Box 2: JSON based Token (JWT)

Azure AD uses JSON based tokens (JWTs) that contain claims

Box 3: HTTP

How a web app delegates sign-in to Azure AD and obtains a token

User authentication happens via the browser. The OpenID protocol uses standard HTTP protocol messages.

Reference:

<https://docs.microsoft.com/en-us/azure/active-directory/develop/authentication-scenarios>

Explanation:

TESTLET-1.

Windows Server 2016 virtual machine

Case study

This is a case study. Case studies are not timed separately. You can use as much exam time as you would like to complete each case. However, there may be additional case studies and sections on this exam. You must manage your time to ensure that you are able to complete all questions included on this exam in the time provided.

To answer the questions included in a case study, you will need to reference information that is provided in the case study. Case studies might contain exhibits and other resources that provide more information about the scenario that is described in the case study. Each question is independent of the other questions in this case study.

At the end of this case study, a review screen will appear. This screen allows you to review your answers and to make changes before you move to the next section of the exam. After you begin a new section, you cannot return to this section.

To start the case study

To display the first question in this case study, click the Next button. Use the buttons in the left pane to explore the content of the case study before you answer the questions. Clicking these buttons displays information such as business requirements, existing environment, and problem statements. If the case study has an All Information tab, note that the information displayed is identical to the information displayed on the subsequent tabs. When you are ready to answer a question, click the Question button to return to the question.

Current environment

Windows Server 2016 virtual machine

The virtual machine (VM) runs BizTalk Server 2016. The VM runs the following workflows:

Ocean Transport – This workflow gathers and validates container information including container contents and arrival notices at various shipping ports.

Inland Transport – This workflow gathers and validates trucking information including fuel usage, number of stops, and routes.

The VM supports the following REST API calls:

Container API – This API provides container information including weight, contents, and other attributes.

Location API – This API provides location information regarding shipping ports of call and tracking stops.

Shipping REST API – This API provides shipping information for use and display on the shipping website.

Shipping Data

The application uses MongoDB JSON document storage database for all container and transport information.

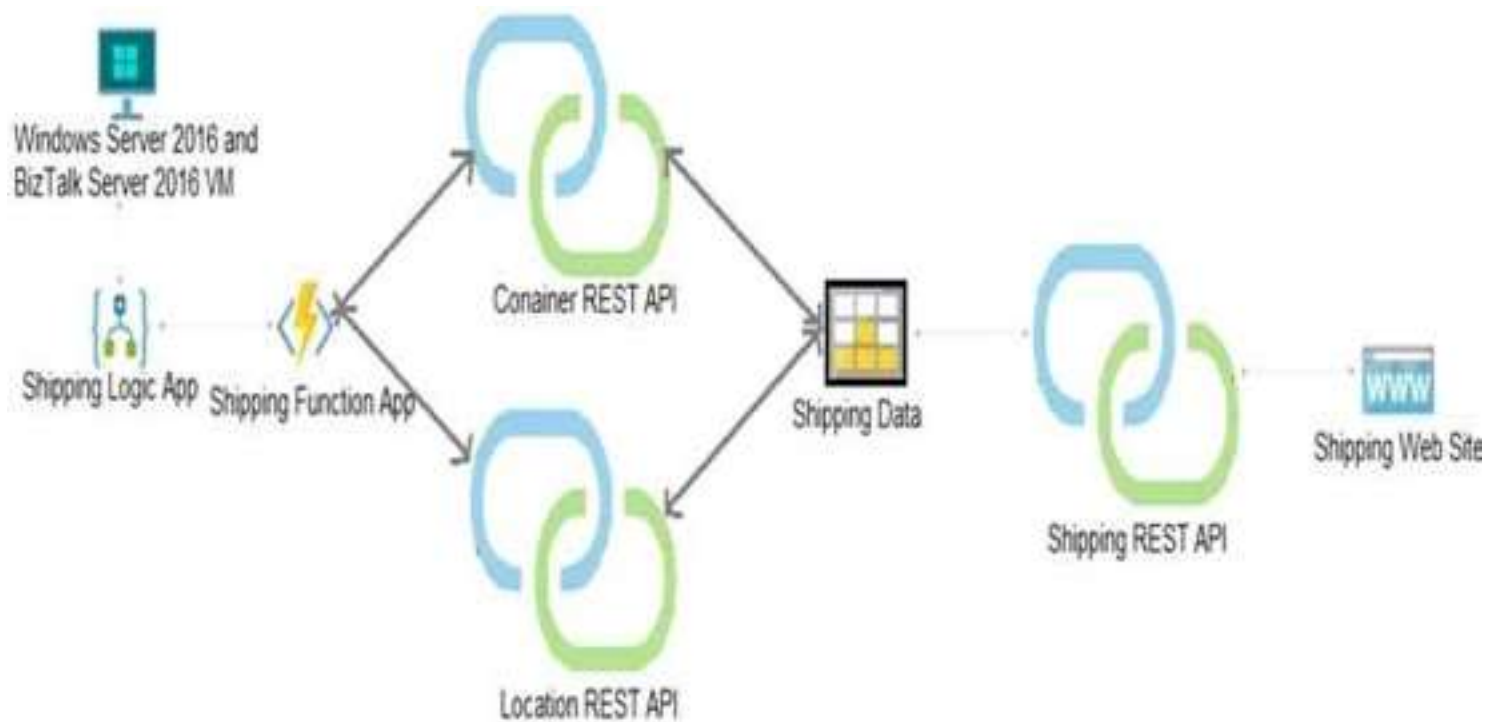
Shipping Web Site

The site displays shipping container tracking information and container contents. The site is located at <http://shipping.wideworldimporters.com/>

Proposed solution

The on-premises shipping application must be moved to Azure. The VM has been migrated to a new Standard_D16s_v3 Azure VM by using Azure Site Recovery and must remain running in Azure to complete the BizTalk component migrations. You create a Standard_D16s_v3 Azure VM to host BizTalk Server. The Azure architecture diagram for the proposed solution is shown below:





Requirements

Shipping Logic app

The Shipping Logic app must meet the following requirements:

Support the ocean transport and inland transport workflows by using a Logic App.

Support industry-standard protocol X12 message format for various messages including vessel content details and arrival notices.

Secure resources to the corporate VNet and use dedicated storage resources with a fixed costing model.

Maintain on-premises connectivity to support legacy applications and final BizTalk migrations.

Shipping Function app

Implement secure function endpoints by using app-level security and include Azure Active Directory (Azure AD).

REST APIs

The REST API's that support the solution must meet the following requirements:

Secure resources to the corporate VNet.

Allow deployment to a testing location within Azure while not incurring additional costs.

Automatically scale to double capacity during peak shipping times while not causing application downtime.

Minimize costs when selecting an Azure payment model.

Shipping data

Data migration from on-premises to Azure must minimize costs and downtime.

Shipping website

Use Azure Content Delivery Network (CDN) and ensure maximum performance for dynamic content while minimizing latency and costs.

Issues

Windows Server 2016 VM

The VM shows high network latency, jitter, and high CPU utilization. The VM is critical and has not

been backed up in the past. The VM must enable a quick restore from a 7-day snapshot to include in-place restore of disks in case of failure.

Shipping website and REST APIs

The following error message displays while you are testing the website:

Failed to load <http://test-shippingapi.wideworldimporters.com/>: No 'Access-Control-Allow-Origin' header is present on the requested resource. Origin 'http://test.wideworldimporters.com/' is therefore not allowed access.

Question 3

You need to secure the Shipping Logic App.
What should you use?

Options:

- A. Azure App Service Environment (ASE)
- B. Azure AD B2B integration
- C. Integration Service Environment (ISE)
- D. VNet service endpoint

Answer: C

Explanation:

Shipping Logic App requires secure resources to the corporate VNet and use dedicated storage resources with a fixed costing model.

You can access to Azure Virtual Network resources from Azure Logic Apps by using integration service environments (ISEs).

Sometimes, your logic apps and integration accounts need access to secured resources, such as virtual machines (VMs) and other systems or services, that are inside an Azure virtual network. To set up this access, you can create an integration service environment (ISE) where you can run your logic apps and create your integration accounts.

Reference:

<https://docs.microsoft.com/en-us/azure/logic-apps/connect-virtual-network-vnet-isolated-environment-overview>

Explanation:

TESTLET-1.

Windows Server 2016 virtual machine

Case study

This is a case study. Case studies are not timed separately. You can use as much exam time as you would like to complete each case. However, there may be additional case studies and sections on this exam. You must manage your time to ensure that you are able to complete all questions included on this exam in the time provided.

To answer the questions included in a case study, you will need to reference information that is provided in the case study. Case studies might contain exhibits and other resources that provide more information about the scenario that is described in the case study. Each question is independent of the other questions in this case study.

At the end of this case study, a review screen will appear. This screen allows you to review your answers and to make changes before you move to the next section of the exam. After you begin a new section, you cannot return to this section.

To start the case study

To display the first question in this case study, click the Next button. Use the buttons in the left pane to explore the content of the case study before you answer the questions. Clicking these buttons displays information such as business requirements, existing environment, and problem statements. If the case study has an All Information tab, note that the information displayed is identical to the information displayed on the subsequent tabs. When you are ready to answer a question, click the Question button to return to the question.

Current environment

Windows Server 2016 virtual machine

The virtual machine (VM) runs BizTalk Server 2016. The VM runs the following workflows:

Ocean Transport – This workflow gathers and validates container information including container contents and arrival notices at various shipping ports.

Inland Transport – This workflow gathers and validates trucking information including fuel usage, number of stops, and routes.

The VM supports the following REST API calls:

Container API – This API provides container information including weight, contents, and other attributes.

Location API – This API provides location information regarding shipping ports of call and tracking stops.

Shipping REST API – This API provides shipping information for use and display on the shipping website.

Shipping Data

The application uses MongoDB JSON document storage database for all container and transport information.

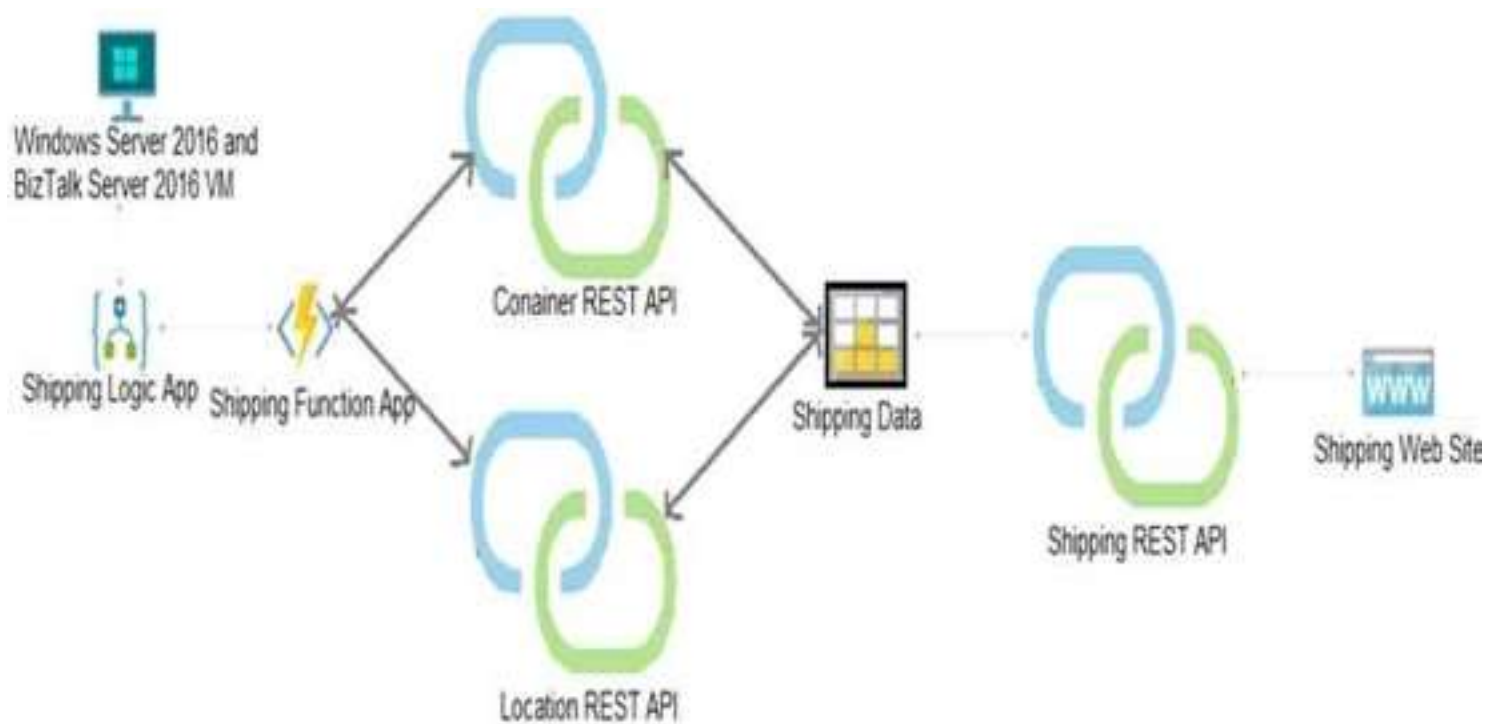
Shipping Web Site

The site displays shipping container tracking information and container contents. The site is located at <http://shipping.wideworldimporters.com/>

Proposed solution

The on-premises shipping application must be moved to Azure. The VM has been migrated to a new Standard_D16s_v3 Azure VM by using Azure Site Recovery and must remain running in Azure to complete the BizTalk component migrations. You create a Standard_D16s_v3 Azure VM to host BizTalk Server. The Azure architecture diagram for the proposed solution is shown below:





Requirements

Shipping Logic app

The Shipping Logic app must meet the following requirements:

Support the ocean transport and inland transport workflows by using a Logic App.

Support industry-standard protocol X12 message format for various messages including vessel content details and arrival notices.

Secure resources to the corporate VNet and use dedicated storage resources with a fixed costing model.

Maintain on-premises connectivity to support legacy applications and final BizTalk migrations.

Shipping Function app

Implement secure function endpoints by using app-level security and include Azure Active Directory (Azure AD).

REST APIs

The REST API's that support the solution must meet the following requirements:

Secure resources to the corporate VNet.

Allow deployment to a testing location within Azure while not incurring additional costs.

Automatically scale to double capacity during peak shipping times while not causing application

downtime.

Minimize costs when selecting an Azure payment model.

Shipping data

Data migration from on-premises to Azure must minimize costs and downtime.

Shipping website

Use Azure Content Delivery Network (CDN) and ensure maximum performance for dynamic content while minimizing latency and costs.

Issues

Windows Server 2016 VM

The VM shows high network latency, jitter, and high CPU utilization. The VM is critical and has not been backed up in the past. The VM must enable a quick restore from a 7-day snapshot to include in-place restore of disks in case of failure.

Shipping website and REST APIs

The following error message displays while you are testing the website:

Failed to load <http://test-shippingapi.wideworldimporters.com/>: No 'Access-Control-Allow-Origin' header is present on the requested resource. Origin 'http://test.wideworldimporters.com/' is therefore not allowed access.

Question 4

DRAG DROP

You need to support the message processing for the ocean transport workflow.

Which four actions should you perform in sequence? To answer, move the appropriate actions from the list of actions to the answer area and arrange them in the correct order.

Actions**Answer Area**

Create an integration account in the Azure portal.

Link the custom connector to the Logic App.

Update the Logic App to use the partners, schemas, certificates, maps, and agreements.



Create a custom connector for the Logic App.

Add partners, schemas, certificates, maps, and agreements.

Link the Logic App to the integration account.

**Options:**

A.

Create an integration account in the Azure portal.

Link the Logic App to the integration account.

Add partners, schemas, certificates, maps, and agreements.

Create a custom connector for the Logic App.

Answer: A

Explanation:

e an integration account in the Azure portal

You can define custom metadata for artifacts in integration accounts and get that metadata during runtime for your logic app to use. For example, you can provide metadata for artifacts, such as partners, agreements, schemas, and maps - all store metadata using key-value pairs.

Step 2: Link the Logic App to the integration account

A logic app that's linked to the integration account and artifact metadata you want to use.

Step 3: Add partners, schemas, certificates, maps, and agreements

Step 4: Create a custom connector for the Logic App.

Reference:

<https://docs.microsoft.com/bs-latn-ba/azure/logic-apps/logic-apps-enterprise-integration-metadata>

Explanation:

TESTLET-1.

Windows Server 2016 virtual machine

Case study

This is a case study. Case studies are not timed separately. You can use as much exam time as you would like to complete each case. However, there may be additional case studies and sections on this exam. You must manage your time to ensure that you are able to complete all questions included on this exam in the time provided.

To answer the questions included in a case study, you will need to reference information that is provided in the case study. Case studies might contain exhibits and other resources that provide more information about the scenario that is described in the case study. Each question is independent of the other questions in this case study.

At the end of this case study, a review screen will appear. This screen allows you to review your answers and to make changes before you move to the next section of the exam. After you begin a new section, you cannot return to this section.

To start the case study

To display the first question in this case study, click the Next button. Use the buttons in the left pane to explore the content of the case study before you answer the questions. Clicking these buttons displays information such as business requirements, existing environment, and problem statements. If the case study has an All Information tab, note that the information displayed is identical to the information displayed on the subsequent tabs. When you are ready to answer a question, click the Question button to return to the question.

Current environment

Windows Server 2016 virtual machine

The virtual machine (VM) runs BizTalk Server 2016. The VM runs the following workflows:

Ocean Transport – This workflow gathers and validates container information including container contents and arrival notices at various shipping ports.

Inland Transport – This workflow gathers and validates trucking information including fuel usage, number of stops, and routes.

The VM supports the following REST API calls:

Container API – This API provides container information including weight, contents, and other attributes.

Location API – This API provides location information regarding shipping ports of call and tracking stops.

Shipping REST API – This API provides shipping information for use and display on the shipping website.

Shipping Data

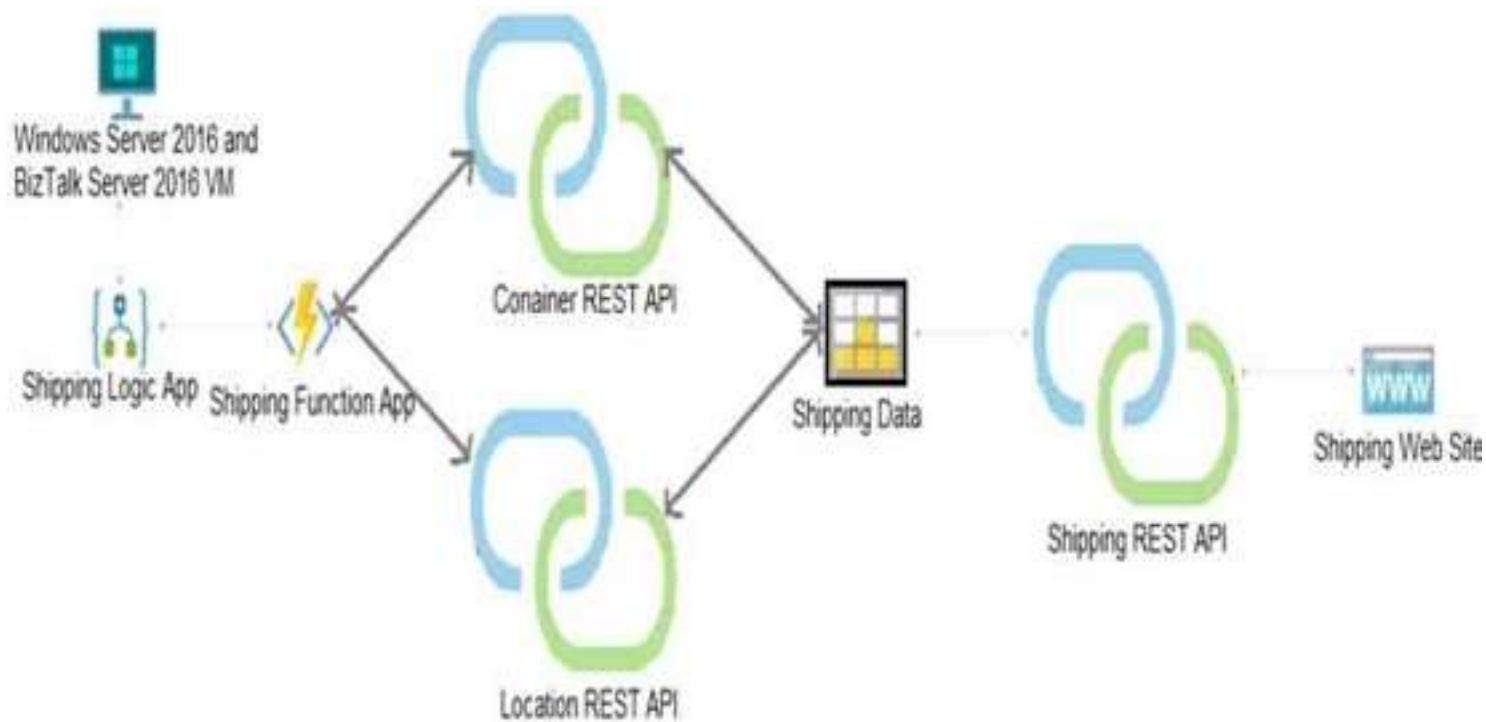
The application uses MongoDB JSON document storage database for all container and transport information.

Shipping Web Site

The site displays shipping container tracking information and container contents. The site is located at <http://shipping.wideworldimporters.com/>

Proposed solution

The on-premises shipping application must be moved to Azure. The VM has been migrated to a new Standard_D16s_v3 Azure VM by using Azure Site Recovery and must remain running in Azure to complete the BizTalk component migrations. You create a Standard_D16s_v3 Azure VM to host BizTalk Server. The Azure architecture diagram for the proposed solution is shown below:



Requirements

Shipping Logic app

The Shipping Logic app must meet the following requirements:

Support the ocean transport and inland transport workflows by using a Logic App.

Support industry-standard protocol X12 message format for various messages including vessel content details and arrival notices.

Secure resources to the corporate VNet and use dedicated storage resources with a fixed costing model.

Maintain on-premises connectivity to support legacy applications and final BizTalk migrations.

Shipping Function app

Implement secure function endpoints by using app-level security and include Azure Active Directory (Azure AD).

REST APIs

The REST API's that support the solution must meet the following requirements:

Secure resources to the corporate VNet.

Allow deployment to a testing location within Azure while not incurring additional costs.

Automatically scale to double capacity during peak shipping times while not causing application downtime.

Minimize costs when selecting an Azure payment model.

Shipping data

Data migration from on-premises to Azure must minimize costs and downtime.

Shipping website

Use Azure Content Delivery Network (CDN) and ensure maximum performance for dynamic content while minimizing latency and costs.

Issues

Windows Server 2016 VM

The VM shows high network latency, jitter, and high CPU utilization. The VM is critical and has not

been backed up in the past. The VM must enable a quick restore from a 7-day snapshot to include in-place restore of disks in case of failure.

Shipping website and REST APIs

The following error message displays while you are testing the website:

Failed to load http://test-shippingapi.wideworldimporters.com/: No 'Access-Control-Allow-Origin' header is present on the requested resource. Origin 'http://test.wideworldimporters.com/' is therefore not allowed access.

Question 5

You need to support the requirements for the Shipping Logic App.
What should you use?

Options:

- A. Azure Active Directory Application Proxy
- B. Point-to-Site (P2S) VPN connection
- C. Site-to-Site (S2S) VPN connection
- D. On-premises Data Gateway

Answer: D

Explanation:

To connect to on-premises data sources from Azure Logic Apps, download and install the on-premises data gateway on a local computer. The gateway works as a bridge that provides quick data transfer and encryption between data sources on premises (not in the cloud) and your logic apps.

The gateway supports BizTalk Server 2016.

Note: Microsoft have now fully incorporated the Azure BizTalk Services capabilities into Logic Apps and Azure App Service Hybrid Connections.

Logic Apps Enterprise Integration pack bring some of the enterprise B2B capabilities like AS2 and X12, EDI standards support

Scenario: The Shipping Logic app must meet the following requirements:

Support the ocean transport and inland transport workflows by using a Logic App.

Support industry-standard protocol X12 message format for various messages including vessel content details and arrival notices.

Secure resources to the corporate VNet and use dedicated storage resources with a fixed costing model.

Maintain on-premises connectivity to support legacy applications and final BizTalk migrations.

Reference:

<https://docs.microsoft.com/en-us/azure/logic-apps/logic-apps-gateway-install>

Explanation:

TESTLET-1.

Windows Server 2016 virtual machine

Case study

This is a case study. Case studies are not timed separately. You can use as much exam time as you would like to complete each case. However, there may be additional case studies and sections on this exam. You must manage your time to ensure that you are able to complete all questions included on this exam in the time provided.

To answer the questions included in a case study, you will need to reference information that is provided in the case study. Case studies might contain exhibits and other resources that provide more information about the scenario that is described in the case study. Each question is independent of the other questions in this case study.

At the end of this case study, a review screen will appear. This screen allows you to review your answers and to make changes before you move to the next section of the exam. After you begin a new section, you cannot return to this section.

To start the case study

To display the first question in this case study, click the Next button. Use the buttons in the left pane to explore the content of the case study before you answer the questions. Clicking these buttons displays information such as business requirements, existing environment, and problem statements. If the case study has an All Information tab, note that the information displayed is identical to the information displayed on the subsequent tabs. When you are ready to answer a question, click the Question button to return to the question.

Current environment

Windows Server 2016 virtual machine

The virtual machine (VM) runs BizTalk Server 2016. The VM runs the following workflows:

Ocean Transport – This workflow gathers and validates container information including container contents and arrival notices at various shipping ports.

Inland Transport – This workflow gathers and validates trucking information including fuel usage, number of stops, and routes.

The VM supports the following REST API calls:

Container API – This API provides container information including weight, contents, and other attributes.

Location API – This API provides location information regarding shipping ports of call and tracking stops.

Shipping REST API – This API provides shipping information for use and display on the shipping website.

Shipping Data

The application uses MongoDB JSON document storage database for all container and transport information.


Shipping Web Site

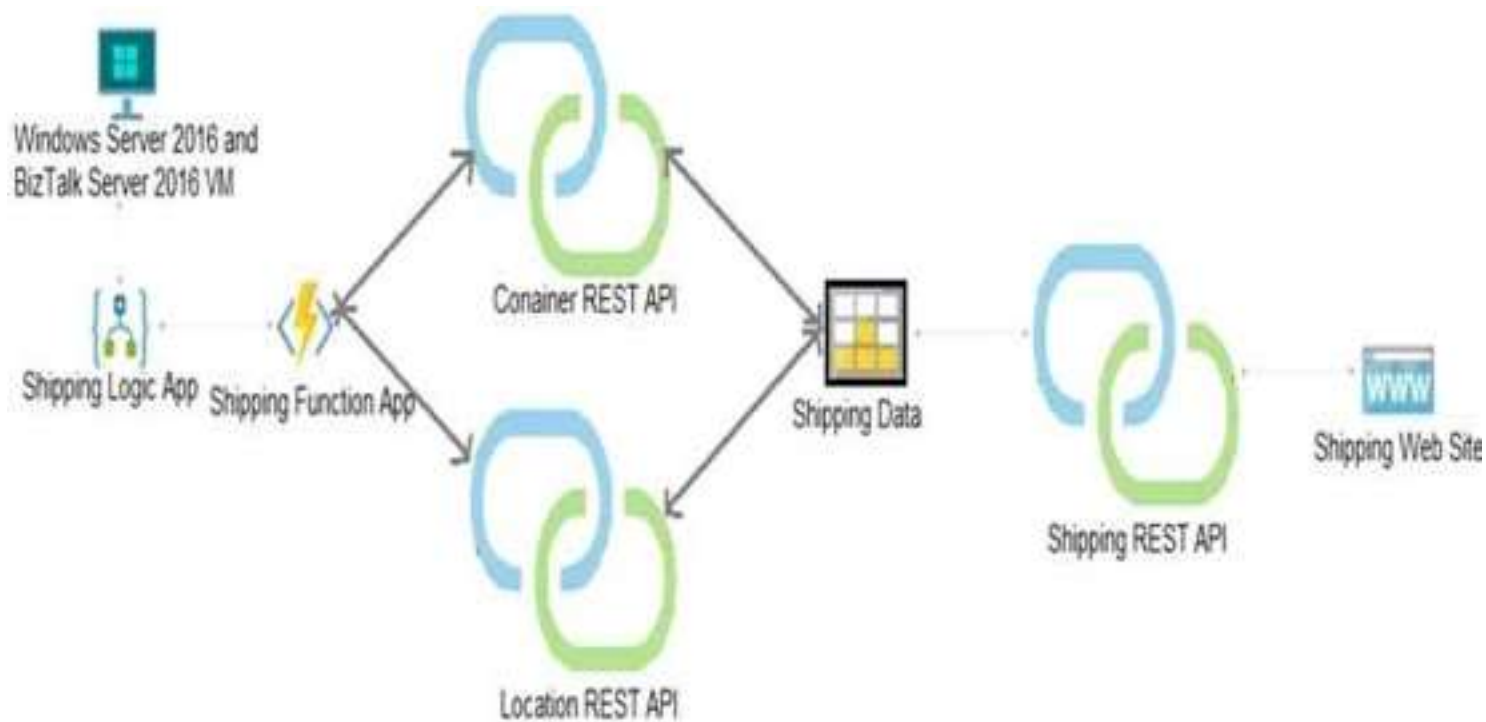
The site displays shipping container tracking information and container contents. The site is located at <http://shipping.wideworldimporters.com/>

Proposed solution

The on-premises shipping application must be moved to Azure. The VM has been migrated to a new Standard_D16s_v3 Azure VM by using Azure Site Recovery and must remain running in Azure to complete the BizTalk component migrations. You create a Standard_D16s_v3 Azure VM to host

BizTalk Server. The Azure architecture diagram for the proposed solution is shown below:





Requirements

Shipping Logic app

The Shipping Logic app must meet the following requirements:

Support the ocean transport and inland transport workflows by using a Logic App.

Support industry-standard protocol X12 message format for various messages including vessel content details and arrival notices.

Secure resources to the corporate VNet and use dedicated storage resources with a fixed costing model.

Maintain on-premises connectivity to support legacy applications and final BizTalk migrations.

Shipping Function app

Implement secure function endpoints by using app-level security and include Azure Active Directory (Azure AD).

REST APIs

The REST API's that support the solution must meet the following requirements:

Secure resources to the corporate VNet.

Allow deployment to a testing location within Azure while not incurring additional costs.

Automatically scale to double capacity during peak shipping times while not causing application downtime.

Minimize costs when selecting an Azure payment model.

Shipping data

Data migration from on-premises to Azure must minimize costs and downtime.

Shipping website

Use Azure Content Delivery Network (CDN) and ensure maximum performance for dynamic content while minimizing latency and costs.

Issues

Windows Server 2016 VM

The VM shows high network latency, jitter, and high CPU utilization. The VM is critical and has not

been backed up in the past. The VM must enable a quick restore from a 7-day snapshot to include in-place restore of disks in case of failure.

Shipping website and REST APIs

The following error message displays while you are testing the website:

Failed to load http://test-shippingapi.wideworldimporters.com/: No 'Access-Control-Allow-Origin' header is present on the requested resource. Origin 'http://test.wideworldimporters.com/' is therefore not allowed access.

Question 6

You need to migrate on-premises shipping data to Azure.

What should you use?

Options:

- A. Azure Migrate
- B. Azure Cosmos DB Data Migration tool (dt.exe)
- C. AzCopy
- D. Azure Database Migration service

Answer: D

Explanation:

on-premises or cloud implementations of MongoDB to Azure Cosmos DB with minimal downtime by using Azure Database Migration Service. Perform resilient migrations of MongoDB data at scale and with high reliability.

Scenario: Data migration from on-premises to Azure must minimize costs and downtime.

The application uses MongoDB JSON document storage database for all container and transport information.

Reference:

<https://azure.microsoft.com/en-us/updates/mongodb-to-azure-cosmos-db-online-and-offline-migrations-are-now-available/>

Explanation:

TESTLET-1.

Windows Server 2016 virtual machine

Case study

This is a case study. Case studies are not timed separately. You can use as much exam time as you would like to complete each case. However, there may be additional case studies and sections on this exam. You must manage your time to ensure that you are able to complete all questions included

on this exam in the time provided.

To answer the questions included in a case study, you will need to reference information that is provided in the case study. Case studies might contain exhibits and other resources that provide more information about the scenario that is described in the case study. Each question is independent of the other questions in this case study.

At the end of this case study, a review screen will appear. This screen allows you to review your answers and to make changes before you move to the next section of the exam. After you begin a new section, you cannot return to this section.

To start the case study

To display the first question in this case study, click the Next button. Use the buttons in the left pane to explore the content of the case study before you answer the questions. Clicking these buttons displays information such as business requirements, existing environment, and problem statements. If the case study has an All Information tab, note that the information displayed is identical to the information displayed on the subsequent tabs. When you are ready to answer a question, click the Question button to return to the question.

Current environment

Windows Server 2016 virtual machine

The virtual machine (VM) runs BizTalk Server 2016. The VM runs the following workflows:

Ocean Transport – This workflow gathers and validates container information including container contents and arrival notices at various shipping ports.

Inland Transport – This workflow gathers and validates trucking information including fuel usage, number of stops, and routes.

The VM supports the following REST API calls:

Container API – This API provides container information including weight, contents, and other attributes.

Location API – This API provides location information regarding shipping ports of call and tracking stops.

Shipping REST API – This API provides shipping information for use and display on the shipping website.

Shipping Data


The application uses MongoDB JSON document storage database for all container and transport information.

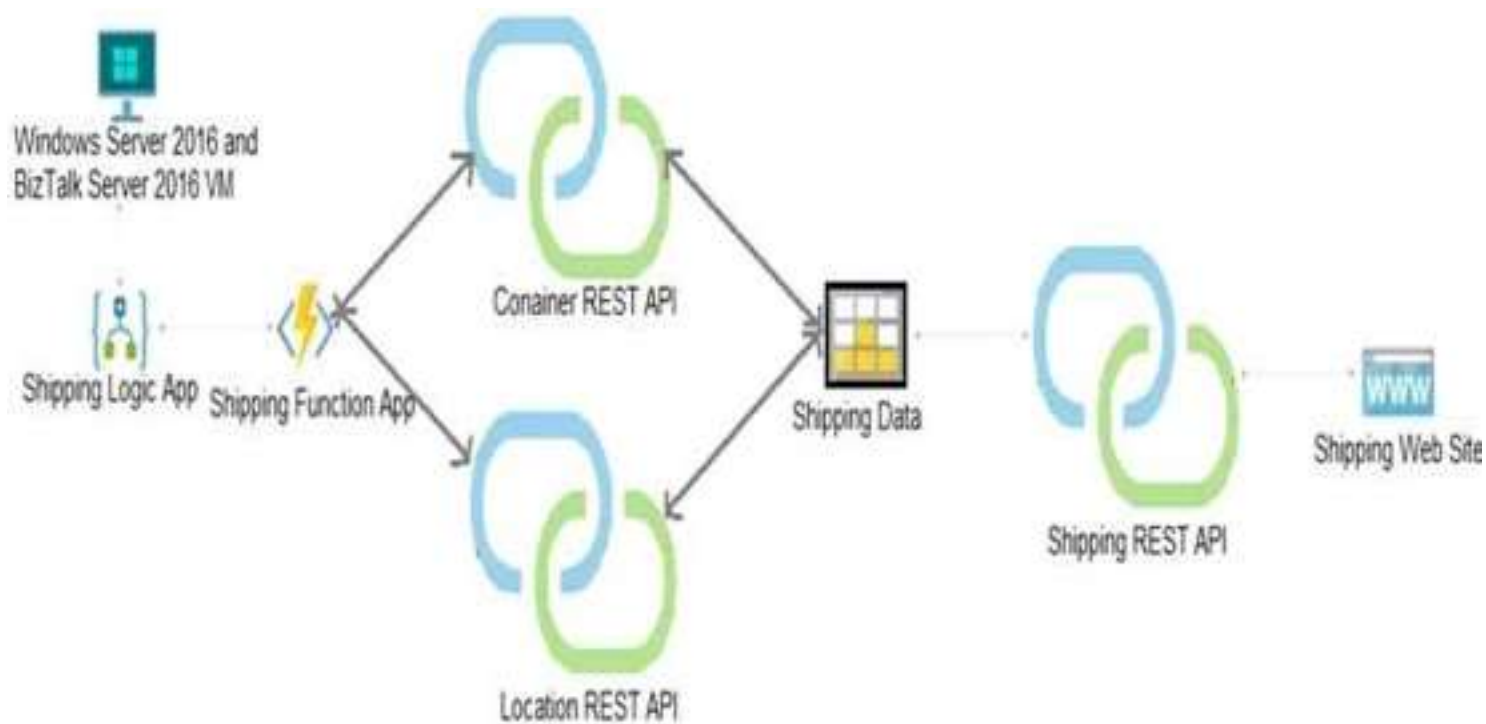
Shipping Web Site

The site displays shipping container tracking information and container contents. The site is located at <http://shipping.wideworldimporters.com/>

Proposed solution

The on-premises shipping application must be moved to Azure. The VM has been migrated to a new Standard_D16s_v3 Azure VM by using Azure Site Recovery and must remain running in Azure to complete the BizTalk component migrations. You create a Standard_D16s_v3 Azure VM to host BizTalk Server. The Azure architecture diagram for the proposed solution is shown below:





Requirements

Shipping Logic app

The Shipping Logic app must meet the following requirements:

Support the ocean transport and inland transport workflows by using a Logic App.

Support industry-standard protocol X12 message format for various messages including vessel content details and arrival notices.

Secure resources to the corporate VNet and use dedicated storage resources with a fixed costing model.

Maintain on-premises connectivity to support legacy applications and final BizTalk migrations.

Shipping Function app

Implement secure function endpoints by using app-level security and include Azure Active Directory (Azure AD).

REST APIs

The REST API's that support the solution must meet the following requirements:

Secure resources to the corporate VNet.

Allow deployment to a testing location within Azure while not incurring additional costs.

Automatically scale to double capacity during peak shipping times while not causing application

downtime.

Minimize costs when selecting an Azure payment model.

Shipping data

Data migration from on-premises to Azure must minimize costs and downtime.

Shipping website

Use Azure Content Delivery Network (CDN) and ensure maximum performance for dynamic content while minimizing latency and costs.

Issues

Windows Server 2016 VM

The VM shows high network latency, jitter, and high CPU utilization. The VM is critical and has not been backed up in the past. The VM must enable a quick restore from a 7-day snapshot to include in-place restore of disks in case of failure.

Shipping website and REST APIs

The following error message displays while you are testing the website:

Failed to load http://test-shippingapi.wideworldimporters.com/: No 'Access-Control-Allow-Origin' header is present on the requested resource. Origin 'http://test.wideworldimporters.com/' is therefore not allowed access.

Question 7

HOTSPOT

You need to resolve the Shipping web site error.

How should you configure the Azure Table Storage service? To answer, select the appropriate options in the answer area.

NOTE: Each correct selection is worth one point.

```
<?xml version="1.0" encoding="utf-8"?>
```

```
<StorageServiceProperties>
```

```
  "
```

```
  <Cors>
```

```
  <CorsRule>
```

```
    < < </ >
```

AllowedHeaders
ExposedHeaders
AllowedMethods
AllowedOrigins

http://*.wideworldimporters.com
http://test.wideworldimporters.com
http://test-shippingapi.wideworldimporters.com
http://www.wideworldimporters.com

AllowedHeaders
ExposedHeaders
AllowedMethods
AllowedOrigins

```
  <AllowedMethods>
```

GET,PUT
GET
POST
GET,HEAD

```
  </AllowedMethods>
```

```
  "
```

```
  </CorsRule>
```

```
</Cors>
```

```
</StorageServiceProperties>
```

Options:

A.

```
<?xml version="1.0" encoding="utf-8"?>
```

```
<StorageServiceProperties>
```

```
  "
```

```
  <Cors>
```

```
    <CorsRule>
```

<		>	</		>
	AllowedHeaders	http://*.wideworldimporters.com		AllowedHeaders	
	ExposedHeaders	http://test.wideworldimporters.com		ExposedHeaders	
	AllowedMethods	http://test-shippingapi.wideworldimporters.com		AllowedMethods	
	AllowedOrigins	http://www.wideworldimporters.com		AllowedOrigins	

```
  <AllowedMethods>
```

GET,PUT	
GET	
POST	
GET,HEAD	

```
  </AllowedMethods>
```

```
  "
```

```
  </CorsRule>
```

```
</Cors>
```

```
</StorageServiceProperties>
```

Answer: A

Explanation:

dOrigins

A CORS request will fail if Access-Control-Allow-Origin is missing.

Scenario:

The following error message displays while you are testing the website:

Failed to load http://test-shippingapi.wideworldimporters.com/: No 'Access-Control-Allow-Origin' header is present on the requested resource. Origin 'http://testwideworldimporters.com/' is therefore not allowed access.

Box 2: http://test-shippingapi.wideworldimporters.com

Syntax: Access-Control-Allow-Origin: *

Access-Control-Allow-Origin: <origin>

Access-Control-Allow-Origin: null

<origin> Specifies an origin. Only a single origin can be specified.

Box 3: AllowedOrigins

Box 4: POST

The only allowed methods are GET, HEAD, and POST. In this case POST is used.

"<Corsrule>" "allowedmethods" Failed to load no "Access-control-Origin" header is present

Reference:

<https://developer.mozilla.org/en-US/docs/Web/HTTP/Headers/Access-Control-Allow-Origin>

Explanation:

TESTLET-1.

Windows Server 2016 virtual machine

Case study

This is a case study. Case studies are not timed separately. You can use as much exam time as you would like to complete each case. However, there may be additional case studies and sections on this exam. You must manage your time to ensure that you are able to complete all questions included on this exam in the time provided.

To answer the questions included in a case study, you will need to reference information that is provided in the case study. Case studies might contain exhibits and other resources that provide more information about the scenario that is described in the case study. Each question is independent of the other questions in this case study.

At the end of this case study, a review screen will appear. This screen allows you to review your answers and to make changes before you move to the next section of the exam. After you begin a new section, you cannot return to this section.

To start the case study

To display the first question in this case study, click the Next button. Use the buttons in the left pane to explore the content of the case study before you answer the questions. Clicking these buttons displays information such as business requirements, existing environment, and problem statements. If the case study has an All Information tab, note that the information displayed is identical to the information displayed on the subsequent tabs. When you are ready to answer a question, click the Question button to return to the question.

Current environment

Windows Server 2016 virtual machine

The virtual machine (VM) runs BizTalk Server 2016. The VM runs the following workflows:

Ocean Transport – This workflow gathers and validates container information including container contents and arrival notices at various shipping ports.

Inland Transport – This workflow gathers and validates trucking information including fuel usage, number of stops, and routes.

The VM supports the following REST API calls:

Container API – This API provides container information including weight, contents, and other attributes.

Location API – This API provides location information regarding shipping ports of call and tracking stops.

Shipping REST API – This API provides shipping information for use and display on the shipping website.

Shipping Data

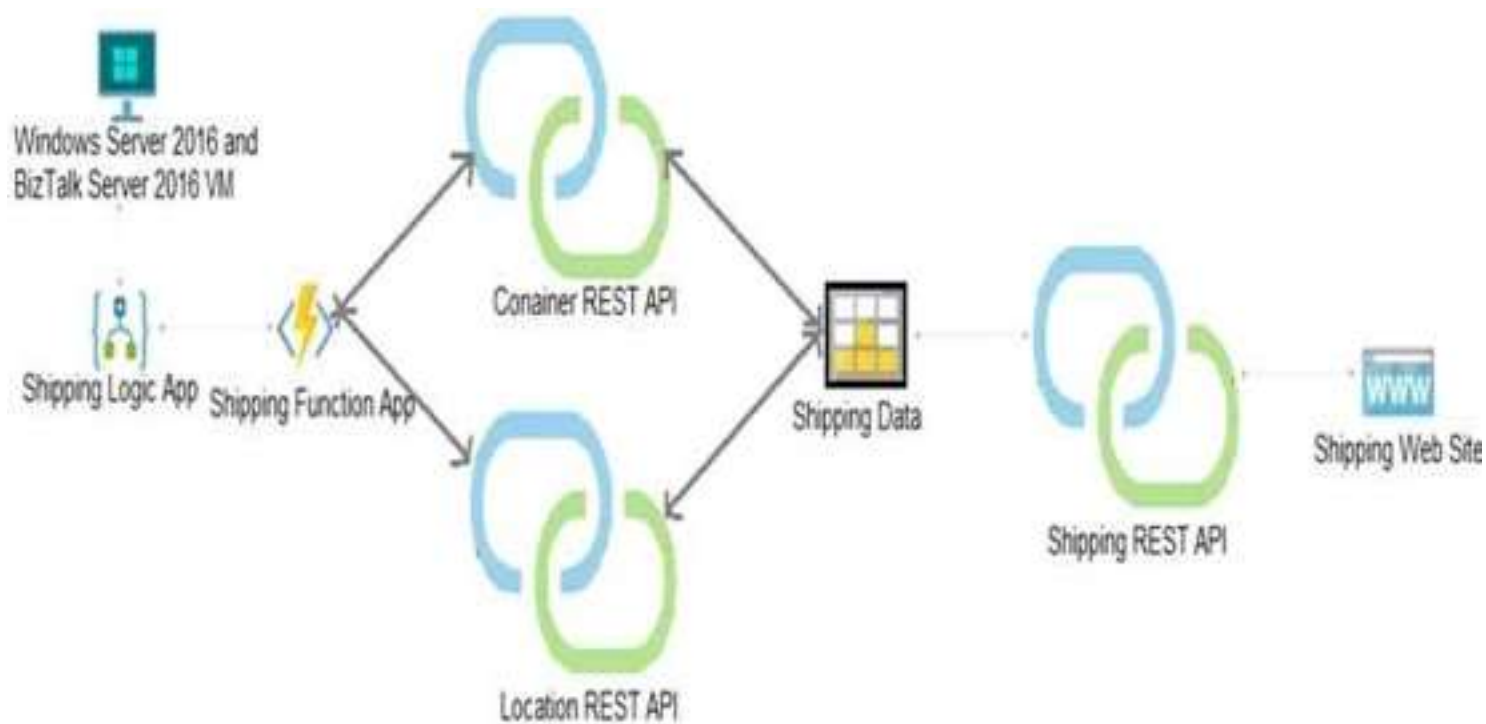
The application uses MongoDB JSON document storage database for all container and transport information.

Shipping Web Site

The site displays shipping container tracking information and container contents. The site is located at <http://shipping.wideworldimporters.com/>

Proposed solution

The on-premises shipping application must be moved to Azure. The VM has been migrated to a new Standard_D16s_v3 Azure VM by using Azure Site Recovery and must remain running in Azure to complete the BizTalk component migrations. You create a Standard_D16s_v3 Azure VM to host BizTalk Server. The Azure architecture diagram for the proposed solution is shown below:



Requirements

Shipping Logic app

The Shipping Logic app must meet the following requirements:

Support the ocean transport and inland transport workflows by using a Logic App.

Support industry-standard protocol X12 message format for various messages including vessel content details and arrival notices.

Secure resources to the corporate VNet and use dedicated storage resources with a fixed costing model.

Maintain on-premises connectivity to support legacy applications and final BizTalk migrations.

Shipping Function app

Implement secure function endpoints by using app-level security and include Azure Active Directory (Azure AD).

REST APIs

The REST API's that support the solution must meet the following requirements:

Secure resources to the corporate VNet.

Allow deployment to a testing location within Azure while not incurring additional costs.

Automatically scale to double capacity during peak shipping times while not causing application

downtime.

Minimize costs when selecting an Azure payment model.

Shipping data

Data migration from on-premises to Azure must minimize costs and downtime.

Shipping website

Use Azure Content Delivery Network (CDN) and ensure maximum performance for dynamic content while minimizing latency and costs.

Issues

Windows Server 2016 VM

The VM shows high network latency, jitter, and high CPU utilization. The VM is critical and has not been backed up in the past. The VM must enable a quick restore from a 7-day snapshot to include in-place restore of disks in case of failure.

Shipping website and REST APIs

The following error message displays while you are testing the website:

Failed to load http://test-shippingapi.wideworldimporters.com/: No 'Access-Control-Allow-Origin' header is present on the requested resource. Origin 'http://test.wideworldimporters.com/' is therefore not allowed access.

Question 8

HOTSPOT

You need to correct the VM issues.

Which tools should you use? To answer, select the appropriate options in the answer area.

NOTE: Each correct selection is worth one point.

Issue

Tool

Backup and Restore

	▼
Azure Site Recovery	
Azure Backup	
Azure Data Box	
Azure Migrate	

Performance

	▼
Azure Network Watcher	
Azure Traffic Manager	
ExpressRoute	
Accelerated Networking	

Options:

A.

Issue

Tool

Backup and Restore

	▼
Azure Site Recovery	
Azure Backup	
Azure Data Box	
Azure Migrate	

Performance

	▼
Azure Network Watcher	
Azure Traffic Manager	
ExpressRoute	
Accelerated Networking	

Answer: A

Explanation:

store: Azure Backup

Scenario: The VM is critical and has not been backed up in the past. The VM must enable a quick restore from a 7-day snapshot to include in-place restore of disks in case of failure.

In-Place restore of disks in IaaS VMs is a feature of Azure Backup.

Performance: Accelerated Networking

Scenario: The VM shows high network latency, jitter, and high CPU utilization.

Accelerated networking enables single root I/O virtualization (SR-IOV) to a VM, greatly improving its networking performance. This high-performance path bypasses the host from the datapath, reducing latency, jitter, and CPU utilization, for use with the most demanding network workloads on supported VM types.

Reference:

<https://azure.microsoft.com/en-us/blog/an-easy-way-to-bring-back-your-azure-vm-with-in-place-restore/>

Explanation:

TESTLET-1.

Windows Server 2016 virtual machine

Case study

This is a case study. Case studies are not timed separately. You can use as much exam time as you would like to complete each case. However, there may be additional case studies and sections on this exam. You must manage your time to ensure that you are able to complete all questions included on this exam in the time provided.

To answer the questions included in a case study, you will need to reference information that is provided in the case study. Case studies might contain exhibits and other resources that provide more information about the scenario that is described in the case study. Each question is independent of the other questions in this case study.

At the end of this case study, a review screen will appear. This screen allows you to review your answers and to make changes before you move to the next section of the exam. After you begin a new section, you cannot return to this section.

To start the case study

To display the first question in this case study, click the Next button. Use the buttons in the left pane to explore the content of the case study before you answer the questions. Clicking these buttons displays information such as business requirements, existing environment, and problem statements. If the case study has an All Information tab, note that the information displayed is identical to the information displayed on the subsequent tabs. When you are ready to answer a question, click the Question button to return to the question.

Current environment

Windows Server 2016 virtual machine

The virtual machine (VM) runs BizTalk Server 2016. The VM runs the following workflows:

Ocean Transport – This workflow gathers and validates container information including container contents and arrival notices at various shipping ports.

Inland Transport – This workflow gathers and validates trucking information including fuel usage, number of stops, and routes.

The VM supports the following REST API calls:

Container API – This API provides container information including weight, contents, and other attributes.

Location API – This API provides location information regarding shipping ports of call and tracking stops.

Shipping REST API – This API provides shipping information for use and display on the shipping website.

Shipping Data

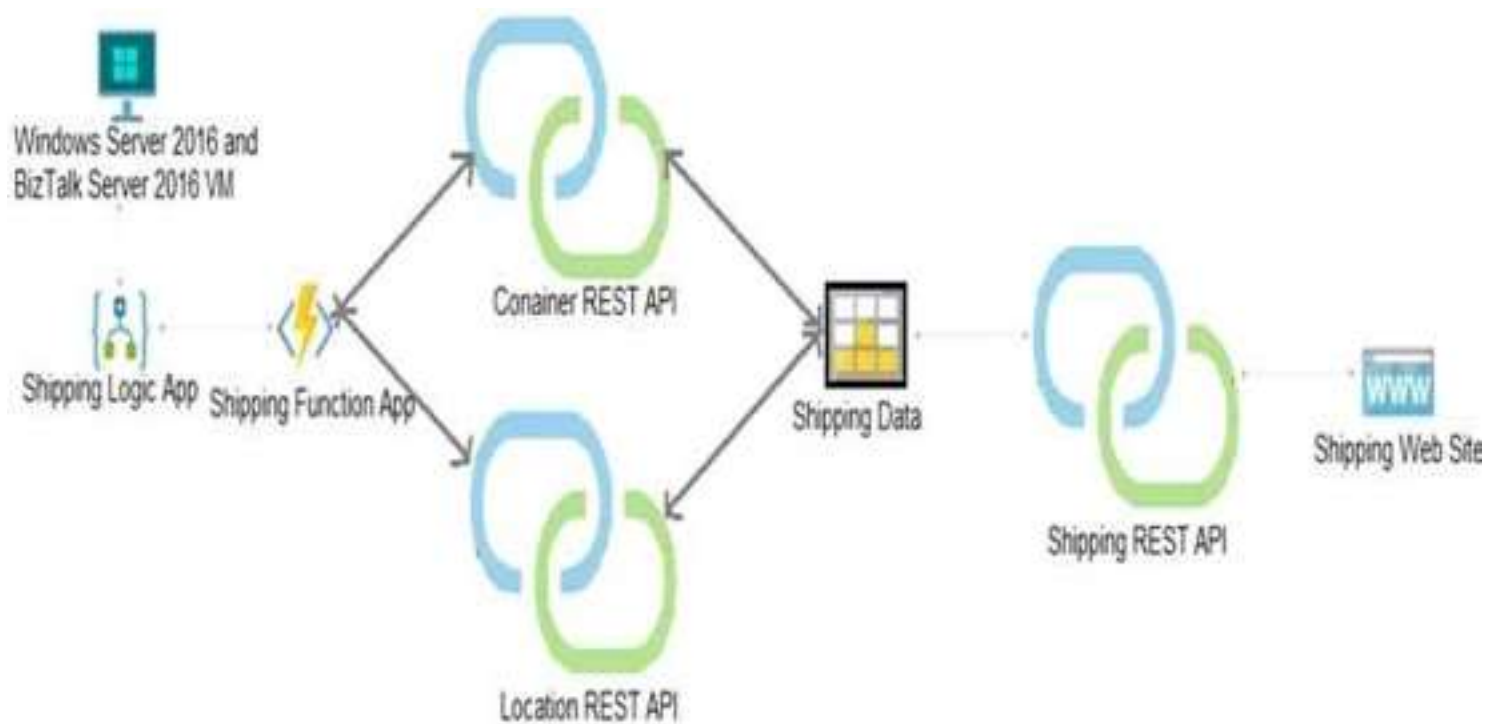
The application uses MongoDB JSON document storage database for all container and transport information.

Shipping Web Site

The site displays shipping container tracking information and container contents. The site is located at <http://shipping.wideworldimporters.com/>

Proposed solution

The on-premises shipping application must be moved to Azure. The VM has been migrated to a new Standard_D16s_v3 Azure VM by using Azure Site Recovery and must remain running in Azure to complete the BizTalk component migrations. You create a Standard_D16s_v3 Azure VM to host BizTalk Server. The Azure architecture diagram for the proposed solution is shown below:



Requirements

Shipping Logic app

The Shipping Logic app must meet the following requirements:

Support the ocean transport and inland transport workflows by using a Logic App.

Support industry-standard protocol X12 message format for various messages including vessel content details and arrival notices.

Secure resources to the corporate VNet and use dedicated storage resources with a fixed costing model.

Maintain on-premises connectivity to support legacy applications and final BizTalk migrations.

Shipping Function app

Implement secure function endpoints by using app-level security and include Azure Active Directory (Azure AD).

REST APIs

The REST API's that support the solution must meet the following requirements:

Secure resources to the corporate VNet.

Allow deployment to a testing location within Azure while not incurring additional costs.

Automatically scale to double capacity during peak shipping times while not causing application

downtime.

Minimize costs when selecting an Azure payment model.

Shipping data

Data migration from on-premises to Azure must minimize costs and downtime.

Shipping website

Use Azure Content Delivery Network (CDN) and ensure maximum performance for dynamic content while minimizing latency and costs.

Issues

Windows Server 2016 VM

The VM shows high network latency, jitter, and high CPU utilization. The VM is critical and has not been backed up in the past. The VM must enable a quick restore from a 7-day snapshot to include in-place restore of disks in case of failure.

Shipping website and REST APIs

The following error message displays while you are testing the website:

Failed to load http://test-shippingapi.wideworldimporters.com/: No 'Access-Control-Allow-Origin' header is present on the requested resource. Origin 'http://test.wideworldimporters.com/' is therefore not allowed access.

Question 9

HOTSPOT

You need to update the APIs to resolve the testing error.

How should you complete the Azure CLI command? To answer, select the appropriate options in the answer area.

NOTE: Each correct selection is worth one point.

az webapp -g shipping-apis-test-rg -n web

cors	add
config	up
deployment	remove

--

slot	http://*.wideworldimporters.com
allowed-origins	http://test-shippingapi.wideworldimporters.com
name	http://test.wideworldimporters.com
	http://www.wideworldimporters.com

Options:

A.

az webapp -g shipping-apis-test-rg -n web

cors	add
config	up
deployment	remove

--

slot	http://*.wideworldimporters.com
allowed-origins	http://test-shippingapi.wideworldimporters.com
name	http://test.wideworldimporters.com
	http://www.wideworldimporters.com

Answer: A**Explanation:**

Origin Resource Sharing (CORS) on your Azure App Service Web App.

Enter the full URL of the site you want to allow to access your WEB API or * to allow all domains.

Box 1: cors

Box 2: add

Box 3: allowed-origins

Box 4: http://testwideworldimporters.com/

Reference:

<http://donovanbrown.com/post/How-to-clear-No-Access-Control-Allow-Origin-header-error-with-Azure-App-Service>

Explanation:

TESTLET-2.

Contoso, Ltd

Case study

This is a case study. Case studies are not timed separately. You can use as much exam time as you would like to complete each case. However, there may be additional case studies and sections on this exam. You must manage your time to ensure that you are able to complete all questions included

on this exam in the time provided.

To answer the questions included in a case study, you will need to reference information that is provided in the case study. Case studies might contain exhibits and other resources that provide more information about the scenario that is described in the case study. Each question is independent of the other questions in this case study.

At the end of this case study, a review screen will appear. This screen allows you to review your answers and to make changes before you move to the next section of the exam. After you begin a new section, you cannot return to this section.

To start the case study

To display the first question in this case study, click the Next button. Use the buttons in the left pane to explore the content of the case study before you answer the questions. Clicking these buttons displays information such as business requirements, existing environment, and problem statements. When you are ready to answer a question, click the Question button to return to the question.

Background

Overview

You are a developer for Contoso, Ltd. The company has a social networking website that is developed as a Single Page Application (SPA). The main web application for the social networking website loads

user uploaded content from blob storage.

You are developing a solution to monitor uploaded data for inappropriate content. The following process occurs when users upload content by using the SPA:

- Messages are sent to ContentUploadService.
- Content is processed by ContentAnalysisService.
- After processing is complete, the content is posted to the social network or a rejection message is posted in its place.

The ContentAnalysisService is deployed with Azure Container Instances from a private Azure Container Registry named contosoimages.

The solution will use eight CPU cores.

Azure Active Directory

Contoso, Ltd. uses Azure Active Directory (Azure AD) for both internal and guest accounts.

Requirements

ContentAnalysisService

The company's data science group built ContentAnalysisService which accepts user generated

content as a string and returns a probable value for inappropriate content. Any values over a specific threshold must be reviewed by an employee of Contoso, Ltd.

You must create an Azure Function named CheckUserContent to perform the content checks.

Costs

You must minimize costs for all Azure services.

Manual review

To review content, the user must authenticate to the website portion of the ContentAnalysisService using their Azure AD credentials. The website is built using React and all pages and API endpoints require authentication. In order to review content a user must be part of a ContentReviewer role. All completed reviews must include the reviewer's email address for auditing purposes.

High availability

All services must run in multiple regions. The failure of any service in a region must not impact overall application availability.

Monitoring

An alert must be raised if the ContentUploadService uses more than 80 percent of available CPU cores.

Security

You have the following security requirements:

Any web service accessible over the Internet must be protected from cross site scripting attacks.

All websites and services must use SSL from a valid root certificate authority.

Azure Storage access keys must only be stored in memory and must be available only to the service.

All Internal services must only be accessible from internal Virtual Networks (VNets).

All parts of the system must support inbound and outbound traffic restrictions.

All service calls must be authenticated by using Azure AD.

User agreements

When a user submits content, they must agree to a user agreement. The agreement allows employees of Contoso, Ltd. to review content, store cookies on user devices, and track user's IP addresses.

Information regarding agreements is used by multiple divisions within Contoso, Ltd.

User responses must not be lost and must be available to all parties regardless of individual service uptime. The volume of agreements is expected to be in the millions per hour.

Validation testing

When a new version of the ContentAnalysisService is available the previous seven days of content must be processed with the new version to verify that the new version does not significantly deviate from the old version.

Issues

Users of the ContentUploadService report that they occasionally see HTTP 502 responses on specific pages.

Code



```
CS01 apiVersion: '2018-10-01'
CS02 type: Microsoft.ContainerInstance/containerGroups
CS03 location: westus
CS04 name: contentUploadService
CS05 properties:
CS06   containers:
CS07   - name: service
CS08     properties:
CS09       image: contoso/contentUploadService:latest
CS10       ports:
CS11       - port: 80
CS12         protocol: TCP
CS13       resources:
CS14         requests:
CS15           cpu: 1.0
CS16           memoryInGB: 1.5
CS17
CS18 ipAddress:
CS19   ip: 10.23.121.112
CS20   ports:
CS21   - port: 80
CS22     protocol: TCP
CS23
CS24
CS25 networkProfile:
CS26 id: /subscriptions/98...19/resourceGroups/container/providers/Microsoft.Network/networkProfiles/subnet
```

```
AM01 {  
AM02   "id" : "2b079f03-9b06-2d44-98bb-e9182901fcb6",  
AM03   "appId" : "7118a7f0-b5c2-4c9d-833c-3d711396fe65",  
AM04  
AM05   "createdDateTime" : "2019-12-24T06:01:44Z",  
AM06   "logoUrl" : null,  
AM07   "logoutUrl" : null,  
AM08   "name" : "ContentAnalysisService",  
AM09  
AM10  
AM11   "orgRestrictions" : [],  
AM12   "parentalControlSettings" : {  
AM13     "countriesBlockedForMinors" : [],  
AM14     "legalAgeGroupRule" : "Allow"  
AM15   },  
AM16   "passwordCredentials" : []  
AM17 }
```

Question 10

HOTSPOT

You need to configure Azure App Service to support the REST API requirements.

Which values should you use? To answer, select the appropriate options in the answer area.

NOTE: Each correct selection is worth one point.

Setting	Value
Plan	<div><div></div><div>▼</div><div>Basic</div><div>Standard</div><div>Premium</div><div>Isolated</div></div>
Instance Count	<div><div></div><div>▼</div><div>1</div><div>10</div><div>20</div><div>100</div></div>

Options:

A.

Setting	Value
Plan	<div>▼</div> <div>Basic</div> <div>Standard</div> <div>Premium</div> <div>Isolated</div>

Answer: A

Explanation:

d
Standard support auto-scaling

Instance Count: 10
Max instances for standard is 10.

Scenario:

The REST API's that support the solution must meet the following requirements:

Allow deployment to a testing location within Azure while not incurring additional costs.
Automatically scale to double capacity during peak shipping times while not causing application downtime.
Minimize costs when selecting an Azure payment model.

Reference:

<https://azure.microsoft.com/en-us/pricing/details/app-service/plans/>

Explanation:

Would you like to see more? Don't miss our AZ-204 PDF file at:

<https://www.certification-questions.com/microsoft-pdf/az-204-pdf.html>

