



**PASS**  
**SQLRally** NORDIC

NOVEMBER 4-6 2013, STOCKHOLM

---



**Microsoft**



NOVEMBER 4-6 2013, STOCKHOLM



Microsoft

# Microsoft Power BI 101

By Gerhard Brückl

# About me

Gerhard Brückl

working with MS BI since 2006  
focused on Analytics and Reporting

Blog: [gbrueckl.wordpress.com](http://gbrueckl.wordpress.com)

eMail: [gerhard@gbrueckl.at](mailto:gerhard@gbrueckl.at)



pmOne



Microsoft

# Agenda

What is Power BI?

Power BI tools & features

- Self Service BI
- Collaboration
- Administration

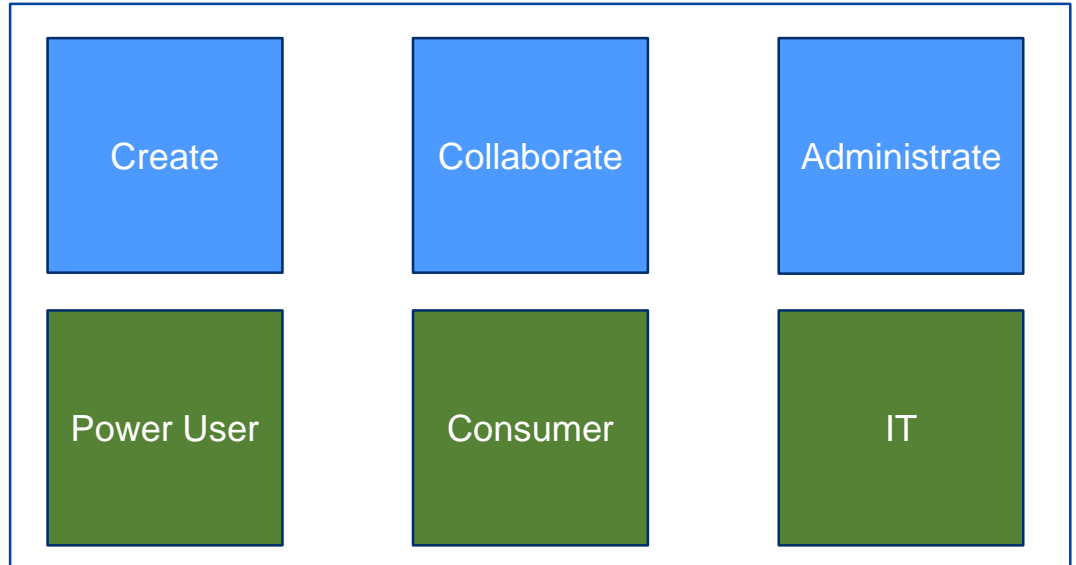


# What is Power BI?


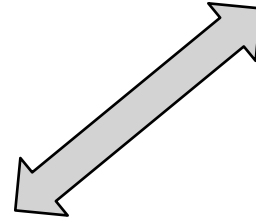
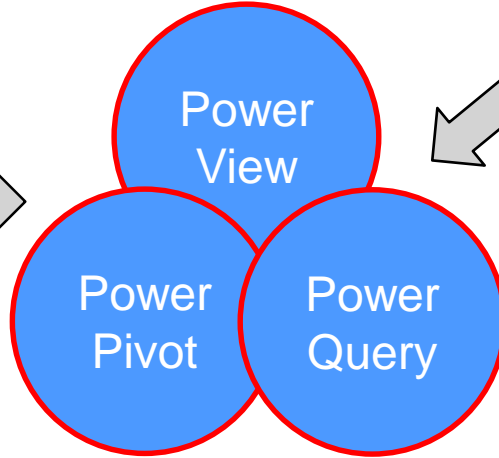
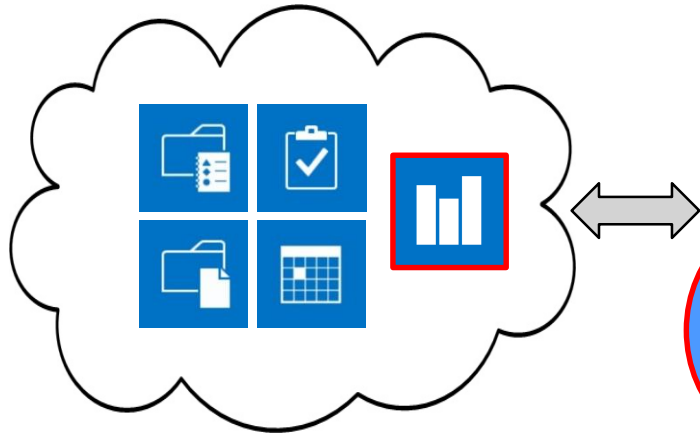


Collection of tools & features to support Self-Service BI

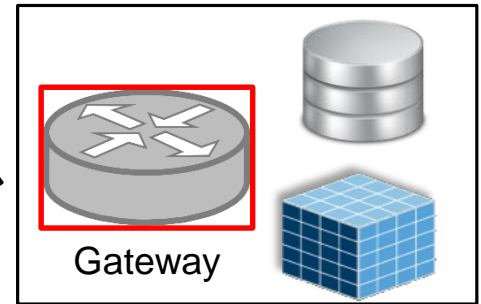
Specific to user groups



# Power BI – Architecture



On-Premise Data



# Self-Service BI Tools

- Power Query
- Power Pivot
- Power View
- Power Map

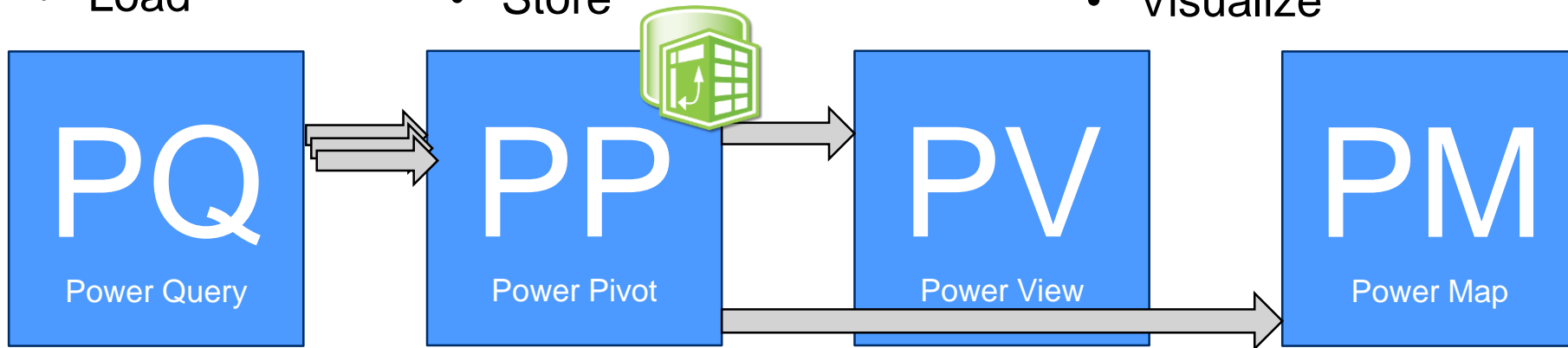


# Self-Service BI Tools

- Find/Explore
- Extract
- Transform
- Load

- Model
- Combine
- Calculate
- Store

- Explore
- Interact
- Analyze
- Visualize

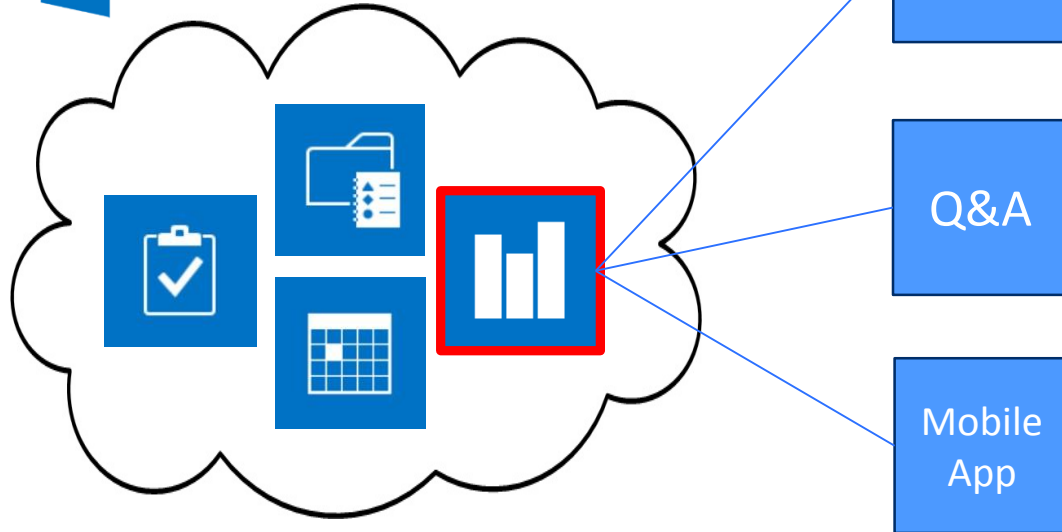




# Collaboration Features

- SharePoint Online
- Power BI sites
- Power BI Q&A
- Mobile App
- Shared Queries (Administration)

# Collaboration Features



- BI Portal
- View/Share BI Content
  
- Natural language search within BI Content
  
- View BI Content on mobile devices

# Administrative Features

- Data Management and Stewardship
  - Single point of maintenance
- Integrated Monitoring
  - Reusable in Power BI tools
- Web interface

# Self-Service – Power Query



- ETL tool for Power BI
- Supports Excel 2010 / 2013 (Office 365)
- Fully integrated

# Self-Service – Power Query

Extract



Many more

- Wide variety of sources
- Credential Management

Transform



M

- Easy to use
- Excel-like
- Powerful Script language “M”

Load



Share



- Excel table
- Power Pivot

- Store
- Reuse



# Self-Service – Power Query



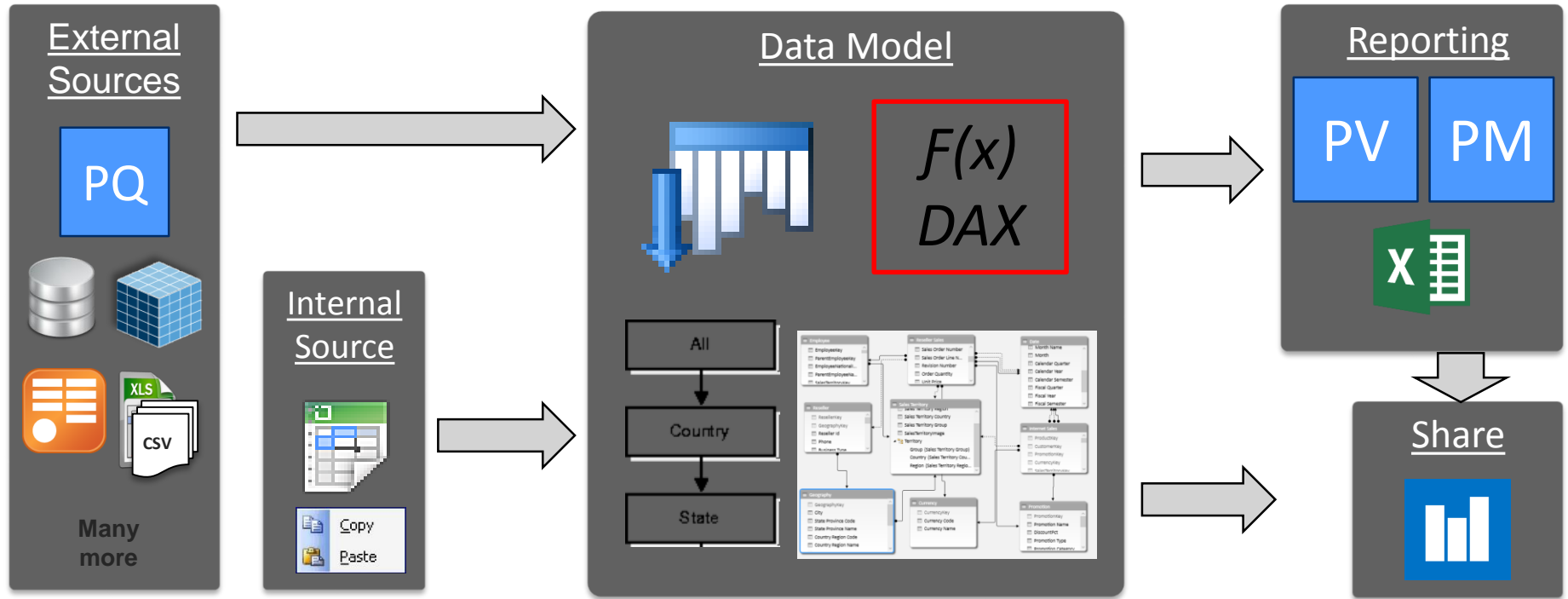
DEMO

# Self-Service – Power Pivot



- xVelocity – in-memory column store
  - High performance / compression
- Flexible combination and modeling of any data
- DAX – Data Analysis Expression

# Self-Service – Power Pivot



# Self-Service – Power Pivot

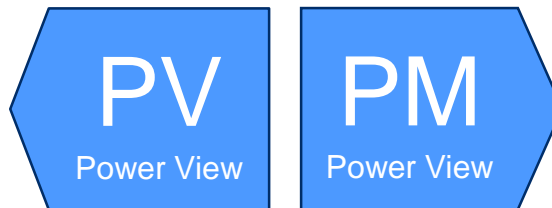


DEMO



# Self-Service – Reporting

- Ad-Hoc reporting tool
  - Data exploration
  - Visualization
  - Interactive Dashboards



- Web & Client
  - Mobile support / HTML 5

- Tabular models only
  - Power Pivot
  - BISM



- Advanced geospatial analysis
  - 2D / 3D views
  - Interactive “tours”
- Client only
- Any source
  - Excel table/range
  - Power Pivot



# Self-Service – Power Pivot & Power Map



DEMO



# Collaboration – Power BI sites

- App for SharePoint
- BI Portal
  - Aggregates BI content
  - View & Share BI content
- Hosts Q&A

# Collaboration – Q&A

- Native language Query
- Answer displayed as report
- Searches all BI content

# Collaboration



Demo

# Collaboration – Mobile App

- Download via Windows Store
- No dedicated App for other platforms yet
  - Viewable via browser (HTML5)



# Collaboration



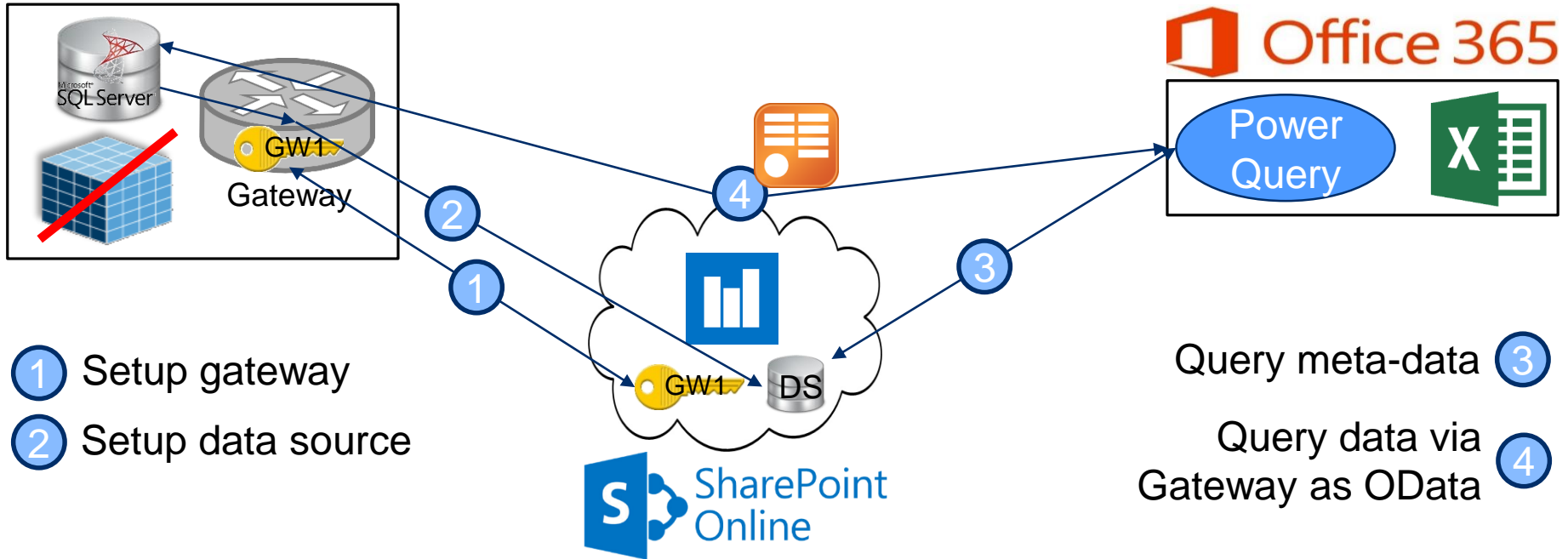
Demo



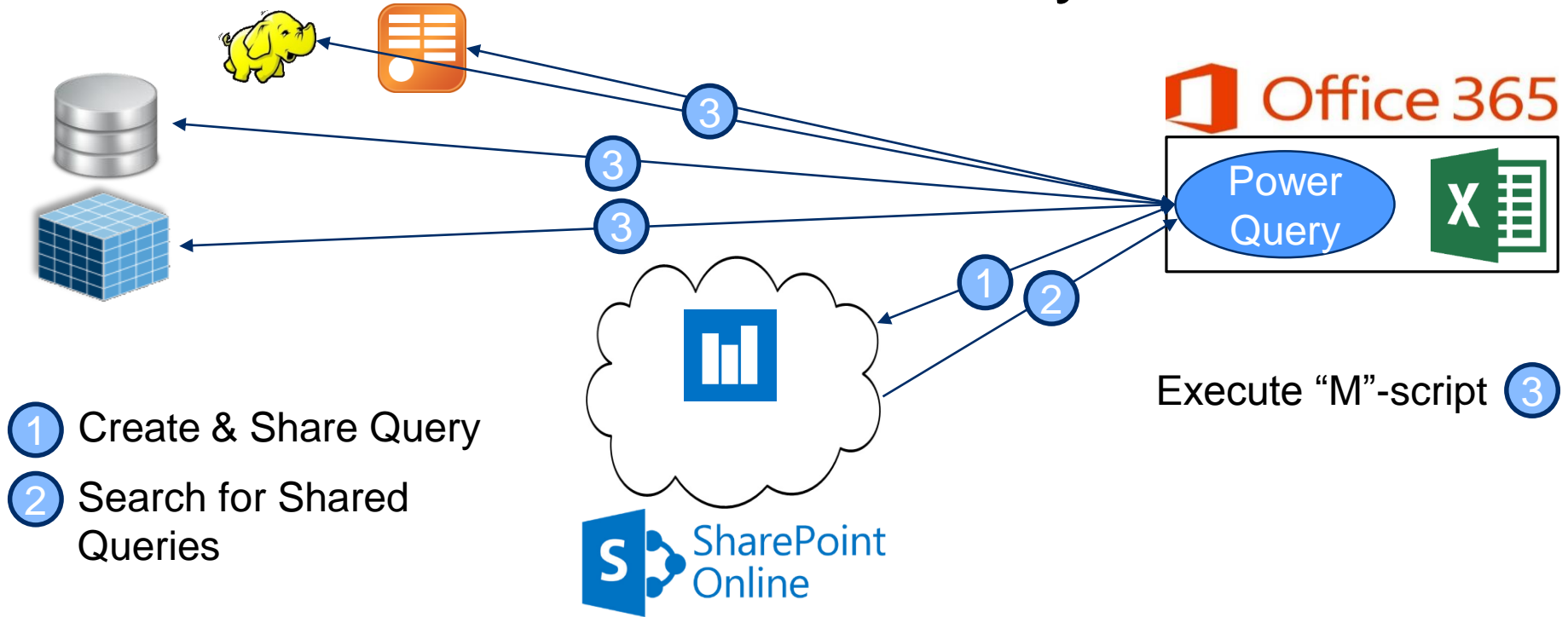
# Administration – Data management

- Gateways
  - Integrate On-Premises data
- Data Sources
  - Expose Metadata
- Shared Queries
- Security and role management

# Administration – Data via Gateway



# Collaboration – Shared Query



# Administration



Demo





NOVEMBER 4-6 2013, STOCKHOLM



Microsoft

# THANK YOU!

- For attending this session and  
PASS SQLRally Nordic 2013, Stockholm