



**Ministry of Education**  
**ELT. General Supervision**  
**Scholastic Year 2017-2018**

# **Remedial Writing Activities**



**ELT. General Supervisor**  
**Mrs. Sauzan Al-Bashiti**

# LEVEL (4) INDEX

- **Past Simple** (3 – 9)  
(regular – irregular)
- **Verb to be past tense** (10 – 11)
- **Past Continuous** (12 – 18)
- **Object Pronouns** (19 – 21)
- **Possessive Case** (22 – 25)
- **Future Simple** (26 – 29)

**WRITING SKILLS**



**Key words**

**last**" day, week, month."

**ago, yesterday, 3 years ago...**

I played tennis last week.



**Example:**

We **walked** to school **yesterday**.

I **ainted** the house **last summer**.

He **travelled** to Paris **two months ago**.

1. Circle the verbs in the past:

played



pray

jump



kicked

hop

stopped

painted



climbed

asked



planted

work

saved

2. Read each sentence and colour the square in the past:

I play football.	I washed my hair.	She talks to her friend.
My Mum prayed in her room.	My brother works in a school.	The man paint the wall.
I cook food.	We brushed our teeth.	Ali plants the tree.
Mona painted the chair.	Fahad kicks the ball.	She worked in the house.

3. Write the past simple form of the verbs:

walk



walked

1. walk	
2. call	
3. work	
4. want	
5. listen	
6. play	

7. turn	
8. ask	
9. jump	
10. kick	
11. hop	
12. need	

4. Read each verb and write it in the correct column:

(jump / visited / need / arrived / called / pray /  
collected / helped / sail / shop)



Present Simple Tense Verbs	Past Simple Tense Verbs

5. Write the correct form (present / past) for the verbs between brackets:


1. My uncle ..... (visit) us last weekend.
2. I ..... (listen) to music with my friends every Saturday.
3. We ..... (study) hard for the last exam.
4. I always ..... (finish) my homework early.
5. In the morning, my sister ..... (wait) for the school bus.

6. Write sentences about what you did *last weekend*:

Example: I played football.



1.....  
.....



2.....  
.....



3.....  
.....



4.....  
.....





**Example:**

We bought a car **last summer**

I went to school **yesterday**.

He rode a horse **two months ago**.




**Key words**

last" day, week, month.." ago, yesterday, 3 years ago...



**① Read and match:**



bought

swam

ate

wore

rode

**② Use the verbs in the past to complete the crossword:**



drink



meet




find



ride



make



**③ Write the correct verb and number the picture:**

1. My mother **made** a cake two hours ago.
2. I ..... my home works yesterday.
3. Sara ..... a lion in the zoo last month.
4. Ahmad ..... late last Sunday.





**④ Write a sentence to describe what your friends did yesterday:**



Noor wrote her homework.



\_\_\_\_\_

\_\_\_\_\_



\_\_\_\_\_

\_\_\_\_\_



\_\_\_\_\_

\_\_\_\_\_

I bought a bag.



**⑤ Write sentences to complete the story:**

*Last summer, I went to Dubai.*



.....

.....

.....

.....

.....


.....



① Read:

I was late.

We were students.



He was happy.

She was in London.

	I	<b>was</b>
	You	<b>were</b>
	She	<b>was</b>
	He	<b>was</b>
	It	<b>was</b>
	We	<b>were</b>
	They	<b>were</b>

# was / were

## ② Complete the sentences with (was / were):



1. It ..... my favourite pencil.



2. We ..... in the supermarket.



3. She ..... hungry.



4. My birthday ..... yesterday.

## ③ Re-write the paragraph using punctuation marks:

my name is kim i lived in japan I was born in april last summer i travelled to france I loved the weather there very much

.....

.....

.....



Key words

when – while – at the time

Example:



The baby slept **while** he **was reading** a book.

Example:

The phone rang **when** I **was eating** dinner.



I  
She  
He  
It

was

verb + ing



playing  
eating  
running  
going  
doing

You  
We  
They

were



**① Change the following sentences in the past:**

1. I am happy. I was happy. **Example** \_\_\_\_\_

2. My brother is sleeping. \_\_\_\_\_

3. She is talking to the teacher. \_\_\_\_\_

4. The holiday is nice. \_\_\_\_\_

5. We are working in the office. \_\_\_\_\_

**② Write sentences using (was / were):**



1. They .....  
.....



2. She .....  
.....




3. It .....  
.....



4. You .....  
.....

③ Look at the picture and complete the sentences:

1. The children **read** the story **while** they **were listening** to music.






2. He ..... **when** ..... into the sea.

3. She ..... **when** .....



4. They ..... **while** .....

**③ Write about your weekend:**



① It was a great day with my friend .....

② First, .....

③ Then, .....

④ .....

⑤ .....

④ Write about what you did yesterday:



.....

.....

.....

.....

.....

.....

.....

.....



⑤ Write a sentence about each picture about:

**(Little Red Riding Hood)**



.....

.....

.....



.....

.....

.....



.....

.....

.....



.....

.....

.....

⑥ Write what would you do, if you were Little Red Riding Hood:

**(Little Red Riding Hood)**



.....

.....

.....

.....

.....



People



subject  
object

**I**  
**me**

**we**  
**us**

**you**  
**you**

**he**  
**him**

**she**  
**her**

**they**  
**them**

① Read:

I went to the park. My cat came with **(me)**.



I visited **Anne**. I like visiting **(her)**



**My brother** is 18. My father bought **(him)** a car.



I bought **ice-cream** because I like **(it)**.



**We** went to London. Our parents came with **(us)**.



I have **two brothers**. I love **(them)**.



**② Circle the correct word to complete the sentence:**

1. Mum reads a story to ( I – me ) every night.
2. ( We – Us ) played a game of tennis.
3. The bakery gave ( we – us ) a chocolate cake.
4. I gave ( her – she ) a birthday present.

**③ Complete the sentences using (her – me -him – her – them – it):**



1. Look at these flowers!  
I like .....



2. The boy is there.  
Can you see .....?



3. Dana's mum tells  
..... a story every day.



4. My dad gave .....  
a present.

**④ Fill in the gaps to complete the story a sentence with the help of guide words and a picture:**

Robby loves ..... cat Bella very much. Every morning he fills up her food bowl. Then he cleans ..... cage. In the afternoon, he takes ..... to the park for a walk with ..... family. His parents like going out with .....

**⑤ Describe the picture in two sentences using (him – her – us – we – them):**

**Example:**

1. The teacher teaches **the pupils.** →



2. The teacher teaches **them.** →

1. The boys visit the father.



2. ....


1. The mother takes the girl to school.



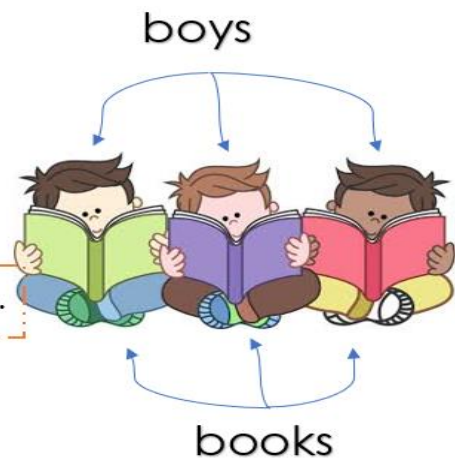
2. ....



① Read:



The **boy's** book is in his hands.



The **boys'** books are in their hands.

② Read and circle the correct word between brackets:

1- The (**boy's – boys' – boys**) football is white.



2- These are the (**farmer's – farmers' – farmers**) animals.

3- This is the (**girl's – girls' – girls**) teddy bear.




4- The (**teacher's - teachers' – teachers**) desks are old.

**③ Look at the pictures and complete the sentences:**

1. The bird's nest is on the tree. **Example**



2. .... tail is long.



3. .... hair is short.

4. .... hats are smart.



**④ Re-write each phrase using the (s):**

1. The ears of the dog                      The dog's ears      **Example**



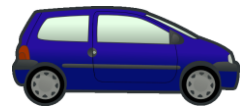
2. The tail of the cat \_\_\_\_\_



3. The dress of the baby \_\_\_\_\_



4. The car of the teacher \_\_\_\_\_



5. The pen of my father. \_\_\_\_\_



**⑤ Complete the sentences using possessive (s) in the gap:**

1. The boy's socks are white.

Example



2. The child \_\_\_\_\_ .....



3. Sara \_\_\_\_\_ .....



4. The lion \_\_\_\_\_ .....



**⑥ Punctuate the following:**

1. muna s car is old

.....

2. i did not find ali s hat

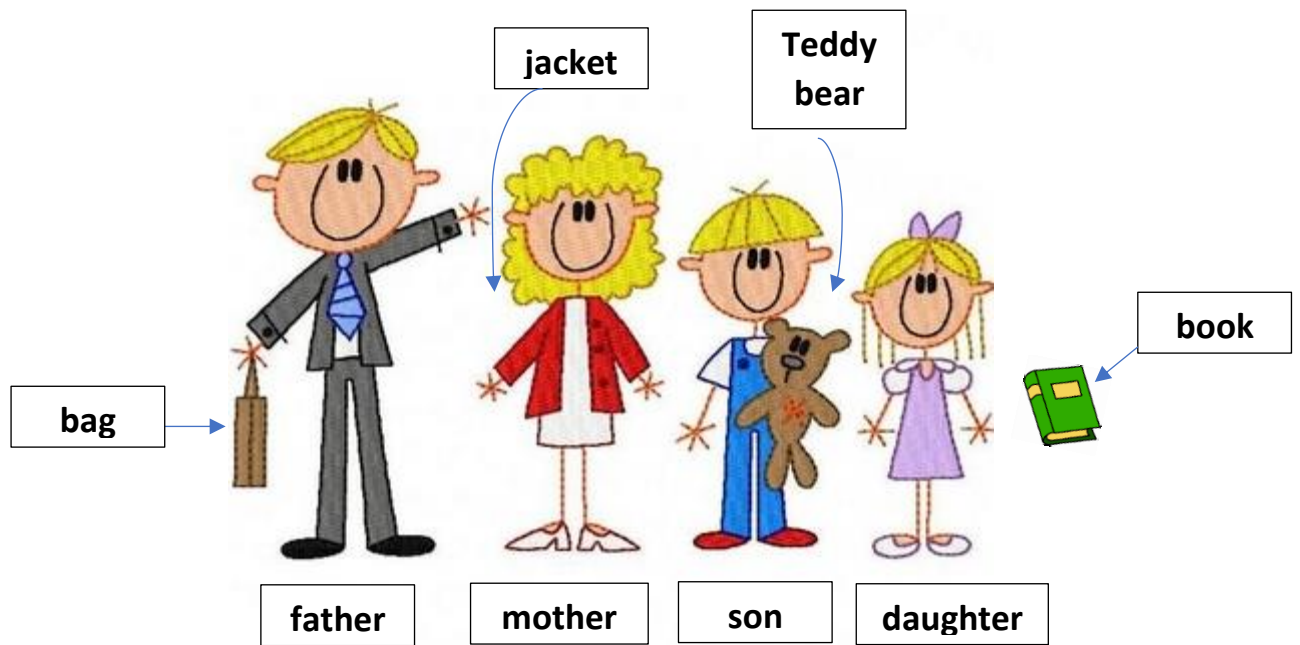
.....

3. the girl s shoes are red

.....



⑦ Look at the pictures and write a paragraph:



This is my family. ....

.....

.....


.....

.....

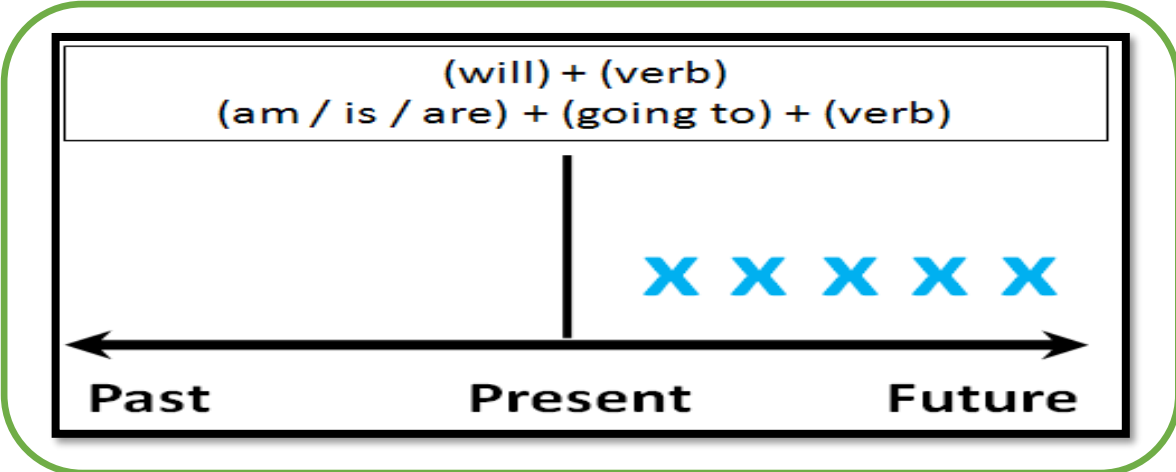

.....

.....

.....

 **Key words:**  
 tomorrow, next (day),  
 in the future.

**Example:**  
 He will play tennis **tomorrow**.  
 I am going to wash my car **next week**.



**① Look at the pictures and complete the sentences using the following verbs:**

*rain – go – get up – travel*



1. It .....  
 tomorrow.



2. She .....  
 to the beach next week.



3. He .....  
 in the morning.



4. I .....  
 next month.

② Your friend wrote you a text message asking you about a party at your friend's house. Read the message and write the reply.


**New Message** **Cancel**

---


To: 136-0801-7280,

Hi  
Don't be late for the party today! I will see you there. When will you go there?  
Who will go with you? What time you will leave?

.....  
.....  
.....

  **Send**

③ Write what you will be when you grow up, what will you do, what will you need:



**When I grow up, I'm going to be**  
.....

**What will you do?**  
1) .....  
2) .....

**What will you need?**  
• .....  
• .....

④ Read the email and underline the verbs in the future simple:

Send Message		
From:	<input type="text"/>	Browse...
To:	<input type="text"/>	Browse...
Subject:	<input type="text"/>	

*Dear Dana,*

*Thank you for your last email. In this email, I'm going to tell you about my spring holiday plans.*

*I'm really excited about my holiday plans because my parents are going to take me to the United Arab Emirates! We going to leave on 15th January and we have great plans. First, we are going to visit the Museum in Abu Dhabi. I don't like museums in general, but this is special. We are also going to go sightseeing and we are going to visit Burj Khalifa in Dubai. Then we are going to the Global Village to see the different cultures from all over the world. Finally, we are going to the Safari Zoo, they say it is a great adventure. There are over 250 different kinds of animals in there. It will be amazing!*

*When we come back from UAE, I'm going to go camping with my family. We usually go with our cousins. It will be a lot of fun. I can't wait for the holiday. What are you plans for the holiday? I hope next year we can keep in touch. Have a nice spring holiday.*

*Kind regards,  
Sara*

**Send**

**⑤ Write an email to reply to Sara about your holiday:**

The image shows a "Send Message" dialog box with a blue title bar and window controls (minimize, maximize, close). The dialog is divided into sections for "From:", "To:", and "Subject:", each with an input field and a "Browse..." button. Below these is a large text area with horizontal dotted lines for writing the message. At the bottom is a large "Send" button.