
Mississippi Drivers License Guide



Table of Contents

Starting the Journey	3
Getting Your First Mississippi License	10
Renewing Your License	13
Updating Your License Information	15
Replacing Your License	17
Reinstating Your Driver’s License	19
Getting a Mississippi ID Card	21
Vehicle Safety Tips	22
DPS Hours and Locations	26

Starting the Journey



Our purpose through this guide is to make sure you can drive in Mississippi with confidence knowing you have completed all the required steps to become a licensed driver. Getting your driver's license in Mississippi can be a smooth sailing process when you know exactly what it is you need to prepare.

The guide is organized to ensure that you are able to get through things as quickly as possible. This guide includes information regarding how to obtain your learner's permit, driver's license or ID card all the way to how to renew, replace or change these items. Read all the helpful resources in this guide to make getting ready to drive a pleasant experience. So, enjoy as we make life a bit less complicated.

All Drivers

Unfortunately, the roads are not always safe. It is in your best interest to prepare for unexpected driving situations before you get on the road. When you begin driving, you not only take on the responsibility for your safety, but you also take on the responsibility of the safety of your passengers and all passengers in the vehicles around you. Therefore, in order to best prepare yourself to take on that accountability, you must obtain your learner's permit to be able to learn to drive properly.

If you would like to understand how to obtain your learner's permit, please read the steps below:

Vision Exam

When you apply to get a Mississippi driver's license for the first time, you have to pass an eye test to measure your visual acuity. To pass the test, you must have at least 20/40 acuity with both eyes and a horizontal visual field of 140 degrees or 70 degrees temporal and 35 degrees nasal.


You can take the test wearing corrective lenses, if needed, but your license will have a restriction on it stating that you always have to wear corrective lenses while driving. If you get corrective eye surgery, you can take the test again to remove the restrictions on your license.

If you have a minimum 20/40 visual acuity in one eye, but blind in the other, you can still pass the test, but you will be restricted to drive with an outside side-view mirror and corrective lenses, if required.

In case you do not pass the vision screening, you must go to an eye care specialist to get a vision statement form. On this form, the specialist will certify if your vision is adequate for safe driving, if you need any type of correction or if your vision is not good enough to drive safely.

Written Exam

Before you get your permit or driver's license, you must also pass a knowledge test. This test is now computerized and all the questions are taken from the [Mississippi Driver's Manual](#). You will have to answer twenty questions about the rules of the road and get a score of 80 percent or more to pass. Remember to take with you all the necessary documentation to identify yourself properly. The requirements vary according to the type of license or permit you are requesting. The following sections will explain with more detail each step of the process. Skip to the section that applies to you and we will guide you towards getting your Mississippi driver's license in no time.



Teen Drivers

If you are a teenager, chances are you are currently thinking of obtaining your driver's license. We will outline each step and help you to better understand each procedure you must complete. As a new driver, it is important that you fully understand how your vehicle should be operated on the road. This is to ensure that you avoid any complications and that you are well prepared to take on your responsibilities on the road.

Learner's Permit

Once you turn 14 years old, you can start learning the basics about driving a motor vehicle. In Mississippi, most public schools offer approved driver education courses. You need to enroll in a driver's ed course before applying for your first learner's permit. After enrolling in a high

school driver's education course, you must request your instructor to give you a certification of enrollment that you would need to take to a driver's license office to get your learner's permit. At the office, you need to fill out an application for a learner's permit that must be signed by your parents or legal guardians; their signatures should be notarized.

With your permit at hand can drive a driver education vehicle while accompanied by your instructor. The permit will only be valid while you are enrolled in a driver ed course. If you fail to continue with the course for any reason, your permit will lose its validity.

The fee to get your learner's license is \$7. You must pay this amount in cash, or by credit or debit card only; checks are not accepted.



Learner's License

When you turn 15 years old, you will be ready to get your learner's license. This license has fewer restrictions than the learner's permit, and will allow you to practice on public roads and highways. To get your learner's license, you have to go to a driver's license office and provide the following:

Document



Application for a learner's License signed by your parents or guardians and notarized



Your Social Security card



An original or certified copy of your birth certificate issued by the Bureau of Vital Statistics or the State Board of Health




A completed education form from your school issued within 30 days before the date of your application



Two documents to prove your Mississippi residence, like utility bills, bank statements, or official mail with your address or your parent's address on it

You also need to pass the knowledge test at the office. After this, you will be issued a learner's license. In case you do not pass the test, you can take it again on a different date. If you do not pass it after three attempts, you must wait 30 days before retaking it.

Your learner's license will be valid for one year. During this period, you will be allowed to take your driving skills test before getting your intermediate license. If you require more time to practice driving before taking the road test, you can renew your license without taking the computerized knowledge exam again.



Fee

The fee to get your learner's license and to renew it, if necessary, is \$7. You must pay this amount in cash, or by credit or debit card only; checks are not accepted.

Since this license is only meant for you to learn how to drive properly, you must always be accompanied, in the front passenger seat, by a licensed driver 21 years of age or older.

Driving Test

Taking a driving test is necessary in order for the DPS to determine your driving skill level. The first part of the exam, which includes a safety check, will show the examiner that you have an acceptable level regarding your vehicle. When you go to take your driving test, you are required to provide a vehicle that is both insured, and passes the safety requirements. Continue to read the points below to understand better what will happen during your test from start to finish.

Document

When you feel ready to take the test, tell a licensed driver to take you to a driver's license location and present:

- ✓ Your Social Security card
- ✓ Original or certified birth certificate
- ✓ Proof of valid insurance on the vehicle you will be using.
- ✓ A completed [Education Form](#) from your school issued within 30 days before applying
- ✓ Two documents to prove your Mississippi residence, like utility bills, bank statements, or official mail with your address or your parent's address on it


During the test, only an examiner from the Department of Public Safety will accompany you. The examiner will ask you to perform certain maneuvers properly, such as:

- ✓ Making right and left turns

- ✓ Stopping the car smoothly
- ✓ Backing up properly
- ✓ Parking and stopping on a hill
- ✓ Parallel park the vehicle

At the end of the test, the examiner will let you know if you passed or not.

In case you do not pass the test, you can take it again on a different date. If you do not pass it after three attempts, you will be required to wait 30 days before retaking it.



Intermediate License

Once you pass your driving skills examination, and after you have held your learner's license for at least one year, you will be given your intermediate license. To get this license, you have to go to a licensing office and provide your identification documents again:

Document

- ✓ A completed, signed application for an Intermediate License.
- ✓ Your learner's license
- ✓ Your Social Security card
- ✓ Original or certified birth certificate
- ✓ Proof of valid insurance on the vehicle you will be using
- ✓ A completed [Education Form](#) from your school issued within 30 days before applying
- ✓ Two documents to prove your Mississippi residence, like utility bills, bank statements, or official mail with your address or your parent's address on it


If everything checks, you will be issued an intermediate license, which will allow you to drive without supervision during the following periods:

- ✓ Sunday through Thursday – 6 a.m. to 10 p.m.



Friday and Saturday – 6 a.m. to 11:30 p.m.

You can also drive unsupervised if you are driving to or from work.



Full Unrestricted Driver's license

You can apply for a full-unrestricted driver's license once you have held your intermediate license for at least six months without traffic convictions. To get your license, you can go to a licensing office and present:

- ✓ A completed driver's license application form (signed by your guardians and notarized)
- ✓ Your intermediate driver's license
- ✓ Your Social Security card
- ✓ Original or certified birth certificate
- ✓ Proof of valid insurance on the vehicle you will be using
- ✓ A completed [Education Form](#) from your school issued within 30 days before applying
- ✓ Two documents to prove your Mississippi residence, like utility bills, bank statements, or official mail with your address or your parent's address on it

You will be issued an unrestricted license that will be valid for one year, until you reach 18 years of age. Then you must have to apply for a renewal that will be valid for four or eight years.

Fees

The fee to get your Class R Driver's License is \$9, if you are under 18. You must pay this amount in cash, or by credit or debit card.



Tip

If you are new to Mississippi and under 18 years old, you can replace your out-of-state driver's license without having to take the road and written examinations, as long as you have held your license for at least six months.

Getting Your **First Mississippi License**








If you have gone through the steps of getting your driver's permit in Mississippi, then you are now only one-step closer to obtaining your driver's license. We are sure you are more than ready to finish the process. All that is required now is that you follow the steps below that best fit your situation to officially hold that brand new license.

Adult Drivers: First Time Drivers


If you are 18 years old or older, have never had a license and are now looking to obtaining one then, you have come to the right place. Getting a license for first-time drivers is a very simple process through the state of Mississippi by first following the steps on how to apply. First, you will need to study the [Mississippi Driver's Manual](#) and pass the vision and written exams at a driver's license office.


Document


When you go get your license, make sure to have the following documents:


-  Complete [driver's license application](#)
-  Your Social Security card
-  Original or certified birth certificate
-  Proof of valid insurance on the vehicle you will be using for the road test
-  Two documents to prove your Mississippi residence, like utility bills, bank statements, or official mail with your address on it


Once you pass the written and vision tests, you can take the driving skills examination. During this test, you will be accompanied by an examiner from the Department of Public Safety. The examiner will ask you to perform certain maneuvers properly, such as:

-  Making right and left turns

-  Stopping the car smoothly

-  Backing up properly

-  Parking and stopping on a hill

-  Parallel park the vehicle

At the end of the test, the examiner will let you know if you passed or not. In case you do not pass the test, you can take it again on a different date. If you do not pass it after three attempts, you must wait 30 days before retaking it. When you pass the road test, you will be issued a regular driver's license, which you can use without any restrictions, and it will be valid for four or eight years.



Adult Drivers: New Resident

If you already hold a license from another state and have become a new resident of Mississippi, you will need to obtain a Mississippi license to drive in the state. Fortunately, if you have held your out-of-state driver's license for at least six months, you can get a Mississippi license without having to take the knowledge and road tests. Go to a driver's license office and present:

- ✓ A completed [driver's license application form](#)
- ✓ Your current out-of-state driver's license
- ✓ Your Social Security card
- ✓ Two documents to prove your Mississippi residence, like utility bills, bank statements, or official mail with your address on it.

Fees

Four-year Driver's License	\$24
Eight-year Driver's License	\$47

You must pay this amount in cash, or by credit or debit card.



Tip

If you have recently changed your name, you must make sure that you make this change with the Social Security Administration before applying for a Mississippi license.

Renewing Your License



Although taking the time to renew your driving credentials may seem inconvenient, it pales in comparison to the possibility of being fined or losing your driving privileges. Therefore, it is best to renew your license as soon as you notice the expiration date creeping up on you. However, before you renew your license, it is best that you thoroughly comprehend the process so that you can avoid any error or issues that may occur.




Calendar

To begin, you must remember that a Mississippi driver's license expires every four or eight years on your birthdate. The expiration date is printed on your license. You can renew your license six months prior to the expiration date printed on the document, and up to one year after it has expired.

In Mississippi, you can renew your license in person or online.

In Person

You have to renew your license in person once every two renewals or if you have recently changed your address or name. Go to a [driver's license location](#) with your current or expired license and provide:




-  Your driver's license
-  Your Social Security card
-  Two documents to prove your Mississippi residence, like utility bills, bank statements, or official mail with your address on it

If you want to skip the line at the agency, you can renew at a License Renewal Kiosk. You will be required to pay by debit or credit card, and you cannot have any unpaid tickets. The machine will print a temporary license for you, which will be valid until your original driver's license arrives in the mail. You should get your license within seven to ten days after you applied for a renewal, and it will be sent to the address that appears on file.

Online

To be allowed to renew online you first must meet certain requirements:

You must live at the address printed on your current license.

-  You must have renewed your license in person on your last renewal date
-  Your picture must be on file
-  You must have a valid credit or debit card to pay the fee

Access the online system [here](#) and enter your license number, full name and date of birth to pull your records. Then, follow the prompts to renew your license. You should receive your new license within 10 days.

Fees

Four-year Driver's License Renewal	\$24
Eight-year Driver's License Renewal	\$51

Tip

Remember that checks are not accepted as a valid form of payment. You can pay by cash at a physical location or by credit or debit card through the online system and renewal kiosks.

Updating Your License Information




Whenever you experience a life change, it is important to consider how these changes will affect your personal documentation. If you move, have a change in marital status or undergo a change in gender identity, you will need to update these details on your driver's license. This section will help you understand the process and a variety of scenarios to help you decide on the steps that best fit your situation.

Changing Your Name



Making the decision to change your name is not only a big personal decision, it will also affect your documents and general information in regards to your identity. If you have officially changed your name, you are required to change your name on all of your identification documents and cards, including your driver's license.

Document






To update your name on your driver's license, you must visit a driver's license agency in person and provide legal documents as proof of your name change, such as:

-  A marriage certificate
-  A divorce decree
-  A court order

You will also have to provide additional identification documentation, such as:

-  Your updated Social Security card
-  A valid U.S. passport showing your new name

If you do not have one of these documents, you can also provide one ID document and one proof of residence, such as:

-  A bank statement
-  Utility bills
-  Pay check stub with name, SSN and address
-  Employer ID card
-  Voter registration card

If you change your name at the time of renewal, you will not be charged any extra fees. However, if you change it at any other time, you will be charged an \$11 replacement fee to get your document updated.

Changing Your Address

If you have recently moved to a new address, it is essential that you update the address on your driver's license. To do this, you must go to a driver's license agency in person and provide legal documentation with your updated address. You need to provide:



Your current license



Proof of identification


- Original or certified copy of your birth certificate
- Insurance documents
- Valid U.S. passport
- Social Security card



Proof of residency with your updated address

- Utility bills
- Bank statements
- Pay check stub with name, SSN and address
- Employer ID card
- Voter registration card

If you change your address at the time of renewal, you will not be charged any extra fee. However, if you change it at any other time, you will be charged an \$11 replacement fee to get your document updated.



Tip

You can find the driver's license application form [here](#), you will need it when updating your license information.






Replacing Your License


If you need to replace a valid driver's license, you can do so easily when you understand the process. The Mississippi DPS will help you in obtaining a new driver's license as soon as possible in the case that your license may have been lost, stolen or destroyed. In any case, you will be able to replace it with a new duplicate license. You can replace your license at a licensing agency, at a Renewal Kiosk or online. All it requires of you is to do a few things.

In Person






If you wish to renew your license in person at a driver's license agency, you must take with you proper identification documents. You must provide at least one document to prove your identity and one document as proof of residence, or two documents to prove your identity.

Proof of Identification Documents:

-  Current driver's license
-  Original or certified copy of your birth certificate
-  Mississippi ID card
-  Insurance documents
-  Marriage license or certificate

-  Valid U.S. passport

Proof of Residence Documents:

-  Bank statement
-  Utility bills
-  Pay check stub with name, SSN and address
-  Employer ID Card
-  Voter registration card

You can find a complete list of documents by clicking [here](#).

If you want to skip the line at the agency, you can replace your license at a License Renewal Kiosk. You will be required, though, to pay by debit or credit card only, and you must not have any unpaid tickets. The machine will print a temporary license for you, which will be valid until your original driver's license arrives in the mail. You should get your license within seven to ten days after you applied for a replacement, and it will be sent to the address that appears on your current document.

Online

To be allowed to replace your license online, you first must meet certain requirements:



You must live at the address printed on your current license



You must have renewed your license in person on your last renewal date



Your picture must be on file



You must have a valid credit or debit card to pay the fee.

Access the online system [here](#) and enter your license number, full name and date of birth to pull your records. Then, follow the prompts to replace your license.

Cash

You will be charged \$11 that you must pay by credit or debit card.


You should receive your license replacement within 10 days at the address printed on it.



Reinstating Your License

There are many reasons you might have a suspended driver's license, and the method of reinstatement will depend on the situation in which you lost your license.

In Mississippi, you must follow a three-step process to get your license back. The first step is clearing your record and paying all the fines imposed by the court. You can do this at the county where you got the ticket. Some counties may offer online methods to pay your fines. Ask at the court for these alternatives if you wish to save some time.



The second step of the process is paying the reinstatement fee. You can do this in person at a licensing agency from the Department of Public Safety (DPS), or [online](#) with a credit or debit card. You cannot use the online system to pay the reinstatement fee for a bad check.

Finally, the court must notify the DPS that your record has been cleared and you can have your license back. To speed up the process, after your record has been cleared by the court, request a copy of a court abstract form and send it to the DPS at:

Department of Public Safety
Attn: Driver Records
1900 E. Woodrow Wilson
Jackson, MS. 39216

If you need any information or clarification regarding your suspended license or under what condition it falls under, please contact the DPS at 601-987-1212 during its regular business hours.

Fees

Reinstatement Fees Driver's license Reinstatement Fee	\$100
Reinstatement after DUI or drug violation	\$175
Reinstatement fees for bad checks	\$10

Driving under the influence of alcohol and/or other drugs is a serious crime in Mississippi. Drugs and alcohol impair your abilities to react when driving, so there is a higher probability of causing an accident. To prevent this kind of conduct, the Mississippi DPS has set certain standards regarding the amount of alcohol you can ingest before being considered unsafe to drive.

If you are under 21 years old, you will be subject to the Zero Tolerance law, which prohibits you from driving with a 0.02 percent, Blood Alcohol Concentration (BAC) or more. For drivers over 21, the limit is 0.08 percent BAC. There is also an implied consent law, which states that you always give consent to the police to conduct all the necessary testing to determine if you are driving while intoxicated or under the influence of alcohol. To determine your BAC, police use a chemical breath test that provides immediate results. If you are found guilty of DUI, you may face severe penalties, including fines, the suspension of your license for periods of 90 days to five years and jail time.



Tip

Never drive with a person who has been drinking or doing drugs.

Getting a Mississippi ID Card

If you are not able to or not interested in obtaining a driver's license, it is then important that you consider getting an ID card instead. An ID card is essential because it is the easiest manner in which someone else can identify you when necessary, whether it be an authority figure, such as the police, or if you simply need to provide proof of your identity, such as at the DPS office.

In Mississippi, any person over five years of age can apply to get an ID card. Blind or physically disabled people may get their ID card at any age. To apply for an ID card, you must go to a DPS licensing agency and present:

- ✓ A completed [ID card application](#)
- ✓ Your Social Security card
- ✓ A certified copy of your birth certificate
- ✓ Two documents to prove your Mississippi residence, like utility bills, bank statements, voter registration card or official mail with your address on it

When it comes the time to renew your ID card, or if you need a replacement, the process is identical to that of renewing or replacing your driver's license, except you do not need to take any tests and the fee is different.

If you would like to take a look at the steps to take in order to renew or update your ID card, please take a look at the [Renewing your license](#) and [Replacing your license](#) section.

Fees

Original ID Card	\$17
Renewal	\$17
Duplicate	\$9
Lost ID	\$14





Vehicle Safety Tips

The most important consideration to keep in mind before you begin driving any vehicle is that both you and the vehicle are well prepared for any trip you make. This means checking and making any changes to your vehicle or your behavior to make sure that you are able to drive safely at all times.

Emergency Kit

One of the essentials to safe driving is having a basic emergency kit available in your vehicle at all times. This kit should include basic items such as water, extra batteries, rope, a first aid kit, matches, a whistle, etc. During winter months it is also important to carry items such as blankets, non-perishable foods, extra gloves, socks and a shovel.





Winter Driving

One of the most dangerous times to drive is during the winter, especially if you live in an area where it snows. Therefore, it is best to consider these tips to drive safely during the winter.



Avoid Rushing

Roads are often covered in snow and ice after it snows, so instead of driving fast and risking an accident in a rush to get to your destination, try leaving a few minutes earlier than usual. This will allow you to drive slower and help you avoid rushing other drivers by not tailgating them if they are going slower.



Do Not Panic If You Skid or Slip

In the case that your vehicle skids or slips while driving, make sure you do not panic and slam down on your brakes. Instead, all you need to do is apply slow and even pressure on your brakes until you stop. This will prevent you from spinning further out of control.



Check Your Vehicle

Before you even leave your house, make sure your vehicle's controls, brakes, tank, tires, antifreeze, exhaust, etc. are all working properly. It is also important that you remove all ice and snow from your car before you begin driving. This prevents the snow from blocking your view while you drive.

Drinking and Driving

Every year, thousands are killed as a result of drinking and driving. These deaths can be very easily prevented. It only requires that you plan ahead of time by taking certain steps.

Even before you begin drinking, you should arrange for someone else to be the designated driver. In the case that your designated driver also becomes intoxicated, it is important that you arrange to take a taxi or another safe form of transportation. If you see someone who you suspect is drunk, and that person exhibits signs of intoxication while driving, such as making wide turns, weaving, swerving, braking erratically, turning abruptly, etc. call 911 and notify the proper authorities about the drunk driver. Also make sure to avoid drunk drivers on the road to ensure your own safety.

Using Your Cellphone


Driving while using your cellphone is one of the most dangerous actions you can take because during the few seconds your attention is diverted to your phone, a major accident could occur. Therefore, make sure you do not text, use the internet or make calls while you drive to prevent accidents.

What to Avoid

Driving is not always a relaxing experience. There are certain actions that can be both an annoyance and a danger to you while on the road driving. These issues are often avoidable if you make sure to take the necessary steps towards preventing them, as well as stopping them after you discover them.

Car Accidents

The best way to avoid car accidents is to ensure that your vehicle is safe to drive and will not cause you any problems. To do this, you only need to regularly check that your brakes are functioning properly, your tires are inflated and not worn out, and that the steering and suspensions are maintained regularly by a mechanic and will not fail while you drive, especially at high speeds.



Wasting Gas

Due to the price of gas, you may begin to start looking for ways to save on expensive trips to the pump. Fortunately, saving on gas is possible if you take a few steps toward ensuring that you waste less gas.

Some of the ways you can start saving gas are by not using air conditioning, not leaving your engine running and avoiding driving above 60 mph. These actions are preventable and not necessary for you to drive. Therefore, you can quickly reduce the amount of gas you waste.

Another way to save on gas is to make sure that your vehicle is functioning properly. You can do this by checking that your tires are properly inflated and that you keep to car's maintenance schedule.

Aggressive Driving

Aggressive driving and drivers should both be avoided to prevent any on-road aggression or accidents. Aggressive driving is categorized as exhibiting behaviors such as tailgating, verbal or physical harassment of another driver, preventing another driver from merging or passing, etc.

If you are an aggressive driver, you are putting others at risk every time you do any of the above behaviors. If you encounter a frustrating situation on the road, instead of becoming aggressive, take a moment to breathe and relax before moving on.



DPS

Hours and Locations

There are many DPS offices located throughout the state to help you complete all vehicle and licensing transactions. You can find a complete list of locations and their contact information by clicking [here](#). Most driver's license locations are open from 8 a.m. to 5 p.m., call ahead if you need to schedule any tests.

The Mississippi Department of Public Safety is now offering license renewals and replacements at their automated kiosks. This method is faster than waiting in line, but it can only be used if you are paying with a credit or debit card, are not changing any of your license information and don't have any unpaid tickets.

DPS headquarters are located at:

1900 East Woodrow Wilson

Jackson, MS 39216

You can contact them by phone dialing (601) 987-1281, or (601) 987-1282 or (601) 9871283.

The DPS is closed during national holidays.



