

Mistaken Identity

Service

We follow Jesus by serving others.

POWER TEXT

“Friends, why are you doing this? We too are only human, like you. We are bringing you good news, telling you to turn from these worthless things to the living God, who made the heavens and the earth and the sea and everything in them” (Acts 14:15).

KEY REFERENCES

- Acts 14:8-18
- *The Acts of the Apostles*, chap. 18, pp. 179-187
- *The Bible Story* (1994), vol. 10, pp. 69-75
- student story on page 82 of this guide

OUR BELIEFS

- No. 3, The Father
- No. 22, Christian Behavior
- No. 11, Growing in Christ

OBJECTIVES

The students will:

- **Know** that their service can direct people to worship the Lord.
- **Feel** a desire to exalt the Lord in their service.
- **Respond** by giving God all the praise and honor.



When we give God the honor, others learn to worship Him.

The Bible Lesson at a Glance

Paul and Barnabas run into a hostile crowd in Lystra. The crowd of Jews and Greeks are skeptical of their preaching, but all their skepticism leaves when they see Paul and Barnabas heal a disabled man. The people immediately begin to exalt Paul and Barnabas, calling them gods.

Rather than accept the praise or take the credit, Paul and Barnabas use this opportunity to point their new converts to the God who works miracles through them. Their experience teaches us the importance of giving all glory to God—even in life-threatening circumstances.

This is a lesson about service.

The people in Lystra focused on God’s servants rather than on God. Paul and Barnabas explained they were just channels through which God could work. They tried to help the people to see the true God. When we serve God we can help those around to focus on Him and give Him all the glory and credit.

Teacher Enrichment

“Zeus and Hermes (also known as Jupiter and Mercury) were two popular gods in the Roman world. People from Lystra claimed that these gods had once visited their city. According to legend, no one offered them hospitality except an old couple, so Zeus and Hermes killed the rest of the people and rewarded the old couple. When the citizens of Lystra saw the miracles of Paul and Barnabas, they assumed that the gods were revisiting them. Remembering the story of what had happened to the previous citizens, they immediately honored Paul and Barnabas and showered them with gifts” (*Life Application Bible*, Notes and Bible Helps [Wheaton, Ill.: Tyndale House, 1991], p. 1983).


How honest am I in turning the glory to God when others praise me? How satisfied am I with only God’s regard for me and only His notice of what I do for Him?

Welcome



Welcome students at the door and direct them to their seats. Ask them how their week has been. Encourage learners to study their Sabbath School lesson regularly, and use several minutes to debrief students on the previous week's lesson.

Ask: **What was the most interesting part of the Bible story? What activity did you find the most helpful? Which activity was the most fun?** Invite students to share their experiences and/or the handiworks they created for Sabbath School during the week.

(The leader should be familiar with the previous lesson to be able to direct the discussion.) This is also a good time to have students recite the power text.

Have students begin the readiness activity of your choice. 

Program notes

LESSON SECTION	MINUTES	ACTIVITIES	MATERIALS NEEDED
Welcome	Ongoing	Greet students at door. Ask about their week.	
1 Readiness	10-15	A. <i>Magnify the Lord!</i> B. <i>Hero Worship</i>	Bibles, small cups, water, paper clips, oil, plastic spoons, small-print publication (classified ads or telephone directory) Bibles, paper, pictures of famous people, pencils or markers
 Prayer and Praise	15-20	See page 77. Prayer and Praise may be used at any time during the program.	songbooks, serving tray, world map, pushpins
2 Bible Lesson	15-20	Introducing the Bible Story Experiencing the Story Exploring the Bible	magnifying glass Bible, paper, scissors, tape or glue, pencils Bibles
3 Applying the Lesson	10-15	<i>Give God the Glory</i>	
4 Sharing the Lesson	10-15	<i>Praise Be</i> <i>Magnify You</i>	art supplies, card stock, paper or stationery, white/chalkboard, markers/chalk
 Closing		A. Prayer and Closing Comments B. Reminder to Parents C. Coming Up Next Week	

1

READINESS ACTIVITIES

Select the activity or activities that are most appropriate for your situation.

A

Magnify the Lord!

(Practice ahead of time.) Distribute pages or portions of the publication and allow the students to look at the print. Divide the students into pairs and give each pair a cup of water, a paper clip, and a little oil in a spoon. Tell the students (while demonstrating) to straighten out the paper clip and form a small loop at one end. Rub a little cooking oil on the loop and then dip it in the water. There will be a thin film of water in the loop, which will work as a mini magnifying glass. Have the students read the publication with their magnifying glasses.

Ask: **What happened?** (The water, oil, and paper clip working together made the print easier to read.) **How is this activity like our spiritual lives?** (We are the water/oil/paper clip. Our job is to magnify God.) Ask the students to find Acts 14:15 and read it aloud with you. Ask: **How is this verse like the activity we just did?** (Paul is telling the people that they are just water, oil, or paper clip, trying to magnify God; they aren't the source; they are not to be worshiped.) **Paul understood that:**

🔊 When we give God the honor, others learn to worship Him.

YOU NEED:

- Bibles
- small cups
- water
- oil
- paper clips
- plastic spoons
- small-print publication (classified ads or telephone directory)

B

Hero Worship

Give students a piece of drawing paper and a pencil or marker. Ask them to draw a picture of or describe their hero. Give them a time limit. Invite the students to share their drawings or written descriptions of the person they chose.

OR post pictures of famous people around the room. Have students list the names of everyone they can identify and then rank the names in the order of importance they feel these persons have or have had in the world. Follow with a similar debriefing.

Debriefing

Ask: **What does/did this hero do for you? What does/did this hero do for the world? What power does this person have? Who gives this person the power? What would you do if they walked into the room right now? What can happen when someone is honored too much?**

Ask the students to find and read Acts 14:15 aloud with you. Ask: **What is the difference between praising someone and making a god of them?**

Say: **Our power point this week is:**

🔊 When we give God the honor, others learn to worship Him.

YOU NEED:

- Bibles
- paper
- pencils or markers
- pictures of famous people



Prayer and Praise

Notes

Fellowship

Report the students' joys and sorrows (pleased and troubled) as reported to you at the door (as appropriate). If they have given you permission, share one or two special items from students' Bible study during the week. Acknowledge any birthdays, special events, or achievements. Give a special, warm greeting to all visitors.

Suggested Songs

"O Lord, You're Beautiful" (*He Is Our Song*, no. 23)

"I Will Sing of the Mercies of the Lord" (*He Is Our Song*, no. 15)

"Yes, Lord" (*He Is Our Song*, no. 145)

"Give God a Hand" (*Praise Time*, no. 35)

Mission

YOU NEED:

Use Adventist *Mission* for youth and adults (go to www.juniorpowerpoints.org and click on MISSION) or another mission report available to you. For the mission story, have a map of the world where the students can identify the location of the mission story and compare it to where they are. You could use pushpins to mark where the mission story takes place.

Offering

YOU NEED:

Say: **One of the silent ways we serve our community is through our offerings. God is not interested in how much we give. He only wants us to give our best. When God sees our efforts, however small they may be, He rewards us openly. Giving an offering is also a great way to silently glorify God.**

Prayer

Lead your students in making up a list of special needs that your community has. Ask each student to say a sentence prayer asking God to show your class how to best minister to those needs.

*Prayer and Praise may be used at any time during the program.

2

BIBLE LESSON

YOU NEED:

Introducing the Bible Story

- magnifying glass

Hold up the magnifying glass.

Ask: **What do I have in my hand? What is it used for? What else can the word “magnify” mean when it isn’t talking about size?** (to praise highly, glorify, give glory to, worshipfully adore, honor) **Today we are going to talk about two men who always magnified the Lord. They knew that**

🔊 When we give God the honor, others learn to worship Him.

YOU NEED:

Experiencing the Story

- Bible
- paper
- scissors
- tape OR glue
- pencils

Say: **What did we talk about last week?** (Accept responses.) **We talked about Paul and Barnabas, who converted lots of people at Iconium. They also performed, as the Bible says, “miraculous signs and wonders.” Jews and Gentiles alike were angry at them and united to stone them. Paul and Barnabas were warned and fled to another region. Today we’re going to illustrate what happened to them there.** Distribute the paper, scissors, tape/glue, and pencils. Tell the students to cut the paper in half lengthwise and tape it together at the short end. When finished they should draw vertical lines dividing it into four sections (like a giant comic strip). Say: **Listen carefully as I read each Bible passage** (or have four different students who don’t want to draw read). **I will read four sections. When I stop after reading a section, draw a scene in one of the squares on your paper depicting what I’ve just read. When you finish, you should have four sections of drawings.**

- Read: Acts 14:8-10; stop so students can draw Section 1.
- Verses 11, 12; stop so students can draw Section 2.
- Verse 13; stop so students can draw Section 3.
- Verses 14-18; stop so students can draw Section 4.

Debriefing

Say: **Because Paul served the lame man by healing him, the crowd wanted to worship him and Barnabas as gods. Instead of accepting their praise, Paul pointed them to God. The crowd became upset. But Paul and Barnabas were there to teach them to worship God, the Creator, not to take any credit for His healing power.**

🔊 When we give God the honor, others learn to worship Him.

Accommodation for students with special needs: Allow students with special needs to work with a partner on this activity.

3

APPLYING THE LESSON

YOU NEED:

□ Bibles

Exploring the Bible

Have students find and read aloud the following texts:

- Philippians 2:13 (God works in you.)
- Philippians 4:13 (I can do everything through Him.)
- John 15:5 (Apart from Me you can do nothing.)
- 2 Corinthians 10:17 (Boast [glory] in the Lord.)

Debriefing

Say: **What do you hear these verses, taken together, say to us?** (Encourage students' responses. Encourage the conversation toward the idea that God does everything in us, for us, through us, and we should let everyone know that.) **Let's repeat our power point:**

🔊 **When we give God the honor, others learn to worship Him.**

Accommodation for students with special needs: Use the Bibles with tabs to help students who don't know all the books of the Bible to become familiarized with them.

Give God the Glory

Read the following scenario to your students:

Sandra begins to show Didi, a younger student she tutors in reading, easy stories she can read in the Bible. Didi becomes really interested. She asks Sandra lots of questions about Jesus, the Bible, and church. After a while she tells Sandra that she wants to go to church with her. Sandra is pleasantly surprised and says yes.

In Sabbath School, Sandra's teacher asks Sandra to introduce Didi before her team leads out for prayer and praise. After class the teacher commends Sandra on how well she led out. The other students crowd around Sandra to ask questions about Didi. They make plans to sit with Sandra and Didi. In the foyer, everyone greets the girls warmly. Several adults remark about how nice it is that Sandra brought Didi to church. The deaconesses make sure Sandra has a hymnal and Bible Didi can use. Even the pastor offers a special welcome to Didi from the pulpit. He mentions that she is a friend of Sandra's.

After the service his wife invites Didi and Sandra to sit with them at potluck. "Did Sandra tell you that she's planning to be the youngest Master Guide in our conference?" she asks Didi. Sandra then has to explain all about Pathfinders. Later they look at a photo album of the club's activities. There's a picture of Sandra in her dress uniform. Didi is more in awe of Sandra than ever. After church she says to Sandra, "I want to be just like you." Sandra doesn't know what to say, so she just smiles. But she feels as if she should have said something.

Debriefing

Ask: **What would you tell Sandra to say to Didi?** (Thank you but I am only trying to be like Jesus. When you ask Him to help you become more like Him, He will help you be the best that you can be. I have Christian parents who love God and taught me about Him. I just try to do what I think He would do. I can do everything I do because of Him.) **What should Sandra remember?**

🔊 **When we give God the honor, others learn to worship Him.**

Brainstorm ways they as juniors could magnify God (make God bigger) to their friends.

4

SHARING THE LESSON

YOU NEED:

- art supplies
- card stock
- paper OR stationery
- white/chalkboard
- markers/chalk

Praise Be

Write the following phrases where all can see: “I see God in you when you . . .”; “Thanks for honoring God by . . .”; and “I praise God for you when I think of how you . . .” Tell the students to think of someone they admire and a way that person serves others. Have them create a card, bookmark, or wall hanging that begins with one of the phrases you wrote, or something similar.

Magnify You

Create magnifying glass shapes on the card stock. Give each student a shape and have them write “God” on the glass portion and “Me” on the handle portion. Suggest they use this as a Bible marker.

Debriefing

Ask: **Why do you think I asked you to phrase your words as I did?** (So that God would get the glory.) **Remember,**

 **When we give God the honor, others learn to worship Him.**

Accommodation for students with special needs:

Consider pairing students with special needs with a partner who may assist them in this activity.



Closing

Prayer and closing comments:

Ask God to help you and your students have the spirit of Paul and Barnabas—to trust God in the bad times and reflect all the honor to Him in the good times. Pray that God will reveal His love to each of your students this week, and that they will share that love by loving their neighbor-in-need.

Reminder to parents:

Say: **Check out the student Bible study guide to find Parents’ Pages for your use in family worship, or however you wish to use them to spiritually guide your children. You may listen to the podcast of the lesson online at www.juniorpowerpoints.org/podcast.php?channel=1.**

Coming up next week:

Say: **Paul is warned about what will happen to him in Jerusalem. We use our talents and gifts in service to God and others.**

Notes

Student Lesson

Mistaken Identity

Imagine you have just come in first place in a national competition. How do you feel? Everyone wants to congratulate you, and reporters want to talk to you. How easy do you think it would be to remember those people who helped train you and supported you? In our story today Paul and Barnabas remembered to give God the credit for their success.

Again Paul and Barnabas were on the road. They had such good news about God, the Creator and Savior. But in the two towns in which they had just preached, two things had happened. Some people had gladly heard their message and accepted Jesus as the long-awaited Messiah. But others had not accepted Him and had caused a lot of trouble for those who had. Usually the people who were most angry about the Messiah's messengers were fellow Jews. This time as the two men traveled they decided to preach in towns where there were no Jews that would persecute them. They chose to go to Lystra, where most of the people worshipped in a temple dedicated to a god named Jupiter.

As usual, the two men were surrounded by crowds of people willing to listen to their message. Not too many exciting things happened in little towns like Lystra. So everyone came out to hear what the newcomers were preaching.

Paul looked around as he preached about the God who had made the sun, the moon, the stars, and all the other wonders of nature. Paul was enjoying being able to introduce these people

to the concept of the Creator God for the first time. He moved on to the topic of God the healer.

As Paul looked at the eager faces that were turned toward him, one particular set of eyes kept drawing his attention. A man was sitting on the ground near the front of the crowd. It was obvious from the look of his withered legs that he could not stand. He had probably never stood or walked in his life. Every time Paul caught the crippled man's eyes, it was as if God were impressing him that here was a true-hearted believer. Paul felt sympathy for the man, and stopping his sermon, he looked right into those eager eyes and said, "Stand up and walk."

Without a moment's hesitation, the lifetime cripple leaped up and began walking around. The crowd around them was speechless. And then a voice from the crowd announced with a loud voice in their native dialect, "The gods have come as men." One voice after another picked up the cue, and soon everyone was shouting and cheering. Paul and Barnabas, glad to have the attention off of themselves, slipped away to the house in which they had been told they could rest.

After a short while Paul and Barnabas heard a commotion outside. It sounded like a parade of some kind. It seemed that everyone in town was coming down the road toward their house. In front of the procession were the priest, leading an ox, and his assistants with garlands of flowers. They seemed to be on their way to offer a sacrifice, but they stopped right in front of the house. The two preachers

looked at each other and began to understand. It was the same phrase that the people had been shouting after the lame man walked. "The gods have come as men."

"Oh, no!" Paul exclaimed, and ran toward the door, tearing his robe in frustration.

Barnabas was close behind him and called to the people. "Don't! Stop! We're not gods!"

Paul stepped in front of the people. The noise heightened. "Why are you doing this?" he cried out to get the people's attention. The people began to quiet down. Paul began to speak now that he had their attention. "We are men, just like you. The reason we are preaching to you is that we want you to recognize and worship the true God, who created all of us, who heals us, and who saves us. He gives good things to all of us. Look at the harvest. Look at the fruit trees. They are all gifts from His goodness. We are not gods!"

Though the people did not seem to be convinced, they did stop their preparations for a sacrifice. Paul and Barnabas continued to talk with them and tried to explain to them that the only true Healer was the God of heaven and earth. They were only His messengers.

Life was unpredictable for the disciples! In the last two towns they had been condemned as troublemakers. In this one, they were being honored as gods. They had to remember to trust God for strength in bad times, and give Him glory in good times. Being the Messiah's messengers was certainly a calling full of surprises!

KEY REFERENCES




- Acts 14:8-18
- *The Acts of the Apostles*, chap. 18, pp. 179-187
- *The Bible Story* (1994), vol. 10, pp. 69-75 (“Mistaken for Gods”)
- *Our Beliefs*, nos. 3, 22, 11

POWER TEXT

“Friends, why are you doing this? We too are only human, like you. We are bringing you good news, telling you to turn from these worthless things to the living God, who made the heavens and the earth and the sea and everything in them” (Acts 14:15).

POWER POINT

When we give God the honor, others learn to worship Him.



Sabbath

DO Do this week’s activity on page 60.

Sunday

READ Read Revelation 4:11 and this week’s story, “Mistaken Identity.”

THINK How would you feel if you were wrongly accused when you were trying to follow God’s commands?

LEARN Begin to learn the power text, Acts 14:15.

PRAY Ask God to work through you the way He worked through Paul and Barnabas.

Monday

READ Read Acts 14:8-10.

WRITE In your Bible study journal, describe in words or in a picture what “faith to be healed” looks like.

THINK Think about a time when someone showed great faith. Tell someone else about it.

PRAY Ask God for the honesty to give Him the glory when you are praised.

Tuesday

READ Read Acts 14:11, 12.

RESEARCH In an encyclopedia or other reference book, discover who were Zeus and Hermes.

THINK Are there people or things in your life that you put before God?

PRAY Ask God to help you see Him as your greatest hero.

Wednesday

READ Read Acts 14:13, 14.

DISCUSS Why did Barnabas and Paul tear their clothes? What are some other ways people react to alarming news?

MAKE Make a sign to hang in your room that says “To God Be the Glory.”

REVIEW Review this week’s power text.

PRAY Thank God, who blesses everyone even if they don’t understand Him.

Thursday

READ Read acts 14:15-18.

THINK What does what happened to Paul and Barnabas tell you about people?

ASK Ask an adult about a time they gave God the honor when someone praised them.

REMEMBER When we give God the honor, others learn to worship Him.

Friday

READ For family worship, have everyone find and read a Bible verse that magnifies the Lord.

SING Sing or play a song using the word “magnify” (or “glory,” “praise,” or “honor”).

CREATE Using a piece of wire or a paper clip, form a small loop at one end. Rub a little cooking oil on the loop, then dip it in water. The thin film of water in the loop works as a mini magnifying “glass.” Try it out.

PRAY Pray that your life will always magnify the Lord.