


More Than Fun



There are six pre-reading skills your child can start learning from birth.

Print Motivation (reading is fun) – being interested in and enjoying books.

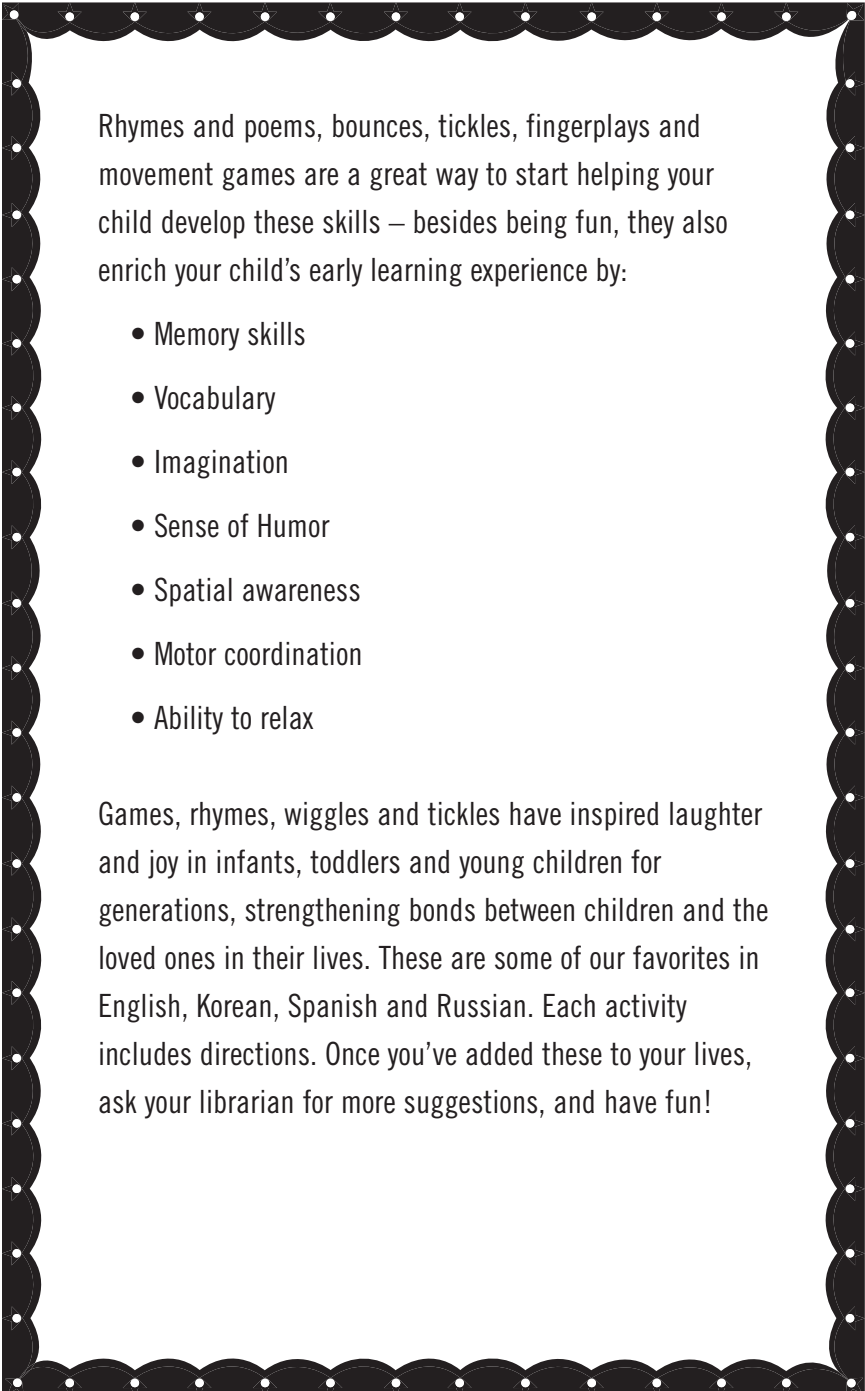
Print Awareness (how books work) – noticing print, knowing how to handle a book and how to follow the words on a page.

Vocabulary – knowing the names of things.

Phonological Awareness (sounds of letters and words) – being able to hear and play with the smaller sounds in words.

Narrative Skills (how to tell a story) – being able to describe things and events, and tell stories.

Letter Knowledge (what letters are) – knowing letters are different from each other, and have different names and sounds, and recognizing letters everywhere.



Rhymes and poems, bounces, tickles, fingerplays and movement games are a great way to start helping your child develop these skills – besides being fun, they also enrich your child’s early learning experience by:

- Memory skills
- Vocabulary
- Imagination
- Sense of Humor
- Spatial awareness
- Motor coordination
- Ability to relax

Games, rhymes, wiggles and tickles have inspired laughter and joy in infants, toddlers and young children for generations, strengthening bonds between children and the loved ones in their lives. These are some of our favorites in English, Korean, Spanish and Russian. Each activity includes directions. Once you’ve added these to your lives, ask your librarian for more suggestions, and have fun!

Table of Contents

Bounces.....	4
Tickles and Lovies.....	8
Fingerplays.....	13
Movement Games	19
World Rhymes	25

Bounces

Seat your child on your lap
or rest your child with her
back to you.



I Bounce You Here

I bounce you here, I bounce you there,
I bounce you, bounce you, everywhere.

(bounce child on knees)

I tickle you here, I tickle you there,
I tickle you, tickle you, everywhere.

(gently tickle child)

I hug you here, I hug you there,
I hug you, hug you, everywhere!

(hug child)

This is the Way the Baby Rides

This is the way the baby rides,
The baby rides, the baby rides.

*(bounce child on knees - with each new verse
bounce child faster)*

This is the way the baby rides,
So early in the morning.

This is the way the farmer rides...

This is the way the jockey rides...

Bumpy Road

Smooth Road, Smooth Road.
Bumpy Road, Bumpy Road.
Rough Road, Rough Road.
Hole.

(move child in circular motion on your lap)

(bounce your child on your lap)

(increase the height and speed of the bounce)

(gently drop child between your legs)

Giddy Up Horsey

Giddy-up, giddy-up, giddy-up horsey.
Giddy-up, giddy-up, go, go, go.
Giddy-up, giddy-up, giddy-up horsey.
Giddy-up, giddy-up, Whoa!

(bounce child on knees)

(let child slip through knees)

Did You Ever See a Baby

Did you ever see a baby, *(have your child sitting on your lap)*
A baby, a baby?
Did you ever see a baby,
Go this way and that? *(rock from side to side)*
Go this way and that way, *(forward and back)*
And that way and this way. *(side to side)*
Did you ever see a baby,
Go this way and that? *(forward and back)*

Shoe the Little Horse

Shoe the little horse, *(pat child's left foot)*
Shoe the little mare, *(pat child's right foot)*
But let the little colt, *(bicycle child's feet around and around)*
Run free everywhere.

I'm Bouncing

I'm bouncing, bouncing everywhere, *(bounce child on knees)*
I bounce and bounce into the air.
I'm bouncing, bouncing like a ball,
I bounce and bounce, then down I fall. *(let child slip through knees)*

Bumping Up & Down

Bumping up and down in my little red wagon, *(bounce child on knees)*
Bumping up and down in my little red wagon,
Bumping up and down in my little red wagon,
Won't you be my darling?



Let's Go Riding in an Elevator

Let's go riding in an elevator.

(hold child in front of you on lap)

Let's go riding in an elevator.

First floor,

(at "first floor" start to lift child up

Second floor,

rising up a little at each floor)

Third floor,

Fourth floor,

Fifth floor,

(by "fifth floor" child should be high,

Dooooowwwwnn!

bring child quickly back to lap on "down")

The Dog Went to Dover

Leg over leg,

*(with your child on your lap hold on to the ankles
and move the legs in rhythm with the rhyme)*

The dog went to Dover.

When he came to a wall,

Then he jumped right over.

*(on the "jumped," lift up both legs together like
you are making them jump over the wall)*

Trit, Trot

Trit, trot to Boston,

(bounce baby on your knees)

Trit, trot to Lynn,

Take care, Baby,

(substitute child's name for "Baby")

Don't fall IN!

(on "IN," part knees and let baby slip through)



Tickles and Lovies

Use for quiet times and
car rides or to bring
smiles and laughter.



Eye Winker

Eye winker,

(point to eyes)

Tom Tinker,

(point to ears)

Nose smeller,

(point to nose)

Mouth eater,

(point to mouth)

Chin chopper,

(tap chin)

Chin chopper,

Chin chopper,

Chin chopper, chin.

(gently tickle under chin)

Two Little Eyes

Two little eyes to look around.

(point to child's features as mentioned)

Two little ears to hear each sound.

One little nose to smell what's sweet.

One little mouth that likes to eat.

Hurry Scurry Little Mouse

Hurry scurry little mouse,

Starts down at your toes.

(touch child's toes)

Hurry scurry little mouse,

Past your knees he goes.

(touch child's knees)

Hurry scurry little mouse,

Past where your tummy is.

(touch child's tummy)

Hurry scurry little mouse,

Gives you a mousy kiss.

(give child loud kiss)



These are Baby's Fingers

These are baby's fingers,

(touch child's fingers)

These are baby's toes,

(touch child's toes)

This is baby's belly button,

(touch child's tummy)

Round and round it goes!

(gently tickle child's tummy)

Round and Round the Garden

Round and round the garden,

(make a circle in child's palm)

Goes the teddy bear.

One step, two steps,

(fingers walk up child's arm)

Tickle you under there.

(gently tickle child under arm)

Round and round the haystack,

(make a circle in child's other hand)

Goes the little mouse.

One step, two steps,

(fingers walk up child's arm)

Into his little house.

(gently tickle child under arm)

Let's Go to the Forest

Let's go to the forest.

What will we do there?

(point to Mother - could be mother, father or grandmother, etc.)

Find our mother.

What will we do with her?

Kiss her, kiss her, kiss her!

(give child kisses)



Bumblebee

Bumblebee was in the barn

(circle finger in the air)

Carrying his dinner under his arm

(circle finger closer to child)

Bzzzzzzzzzzzz...zt!

(gently poke child)



Little Flea

Creeping, creeping, little flea,
Up my leg and past my knee.
To my tummy, on he goes,
Past my chin and to my nose.
Now he's creeping down my chin,
To my tummy once again.
Down my leg and past my knee,
To my toe that little flea.
GOTCHA!

(creep fingers up child's body and down again)

*(gently tickle baby's tummy on "GOTCHA"
and switch to other foot)*

Knock on the Door

Knock on the door,
Peek in,
Unlock the latch,
Walk right in.
How do you do Mr. Chin, Chin, Chin?

*(knock on child's forehead)
(open child's eye wider)
(push tip of child's nose up)
(walk fingers into child's mouth)
(gently tickle child under chin)*

All I Want are Hugs

All I want are hugs from you,
Hugs to last the whole day through.
Hugs just make me feel so good,
So hug me, hug me, hug me.
Give me lots of hugs today,
Hugs to chase the blues away.
Hugs to last the whole day through,
Just hug me, hug me, hug me!

*(hold your little one in your arms and
give a gentle hug every time you say
the word "hug")*

What Do I See?

What do I see? Baby's knee.

Tickly, tickly, tic, tac, tee.

One for a penny, two for a pound,

Tickly, tickly, 'round and 'round.

(with one finger, draw a circle on baby's knee;

at the end, gently tickle baby's knee)

There Was a Little Mouse

There was a little mouse,

(gently tickle child)

Looking for his house.

(gently tickle child)

Not here,

(gently tickle child)

Not here,

(gently tickle child)

But here, here, here!

(gently tickle tummy)

Baby Bye

Baby bye,

(flutter fingers above baby)

There's a fly,

We will watch him,

You and I.

There he goes,

(creep fingers from baby's toes to nose)

On his toes,

Right up to your

Nose, nose, nose.

(tap baby's nose three times)

(substitute other body parts for "nose")

One, Two, Three

One, two, three,

(tap on baby's knee)

Tickle your knee.

(gently tickle baby's knee)

Four, five, six,

(tap on baby's tummy)

Pick up sticks.

(gently tickle baby's tummy)

Seven, eight, nine,

(tap on baby's chin)


You're all mine!

(hug baby)



Fingerplays

Demonstrate appropriate actions
as you sing or say the words.



Eensy Weensy Spider

Eensy Weensy Spider

Climbed up the water spout.

(crawl fingers upward)

Down came the rain

(bring spread fingers downward)

And washed that spider out!

(sweep hands to sides)

Out came the sun

(arms make circle over head)

And dried up all the rain,

And Eensy Weensy Spider

Climbed up the spout again!

(repeat climbing motion)

(“Itsy Witsy Spider” – tiny voice; “Great Big Hairy Spider” – deep voice)



Here are Grandma’s Glasses

Here are Grandma’s glasses.

(circle eyes with thumbs to fingers)

Here is Grandma’s cap.

(hands on head)

This is how she folds her hands,

And puts them in her lap.

(hands folded in lap)

And here are Grandpa’s glasses,

(stretch fingers into bigger circles)

And here is Grandpa’s hat,

(hands make big hat)

And this is how he folds his arms -

(arms folded)

Just like that!

(nod head decisively)

Where is Thumbkin?

Where is Thumbkin? *(fist behind back)*
Where is Thumbkin?
Here I am! *(bring out one fist, thumb raised)*
Here I am! *(bring out second fist, thumb raised)*
How are you today, Sir? *(first thumb wiggles up and down)*
Very well, I thank you! *(other thumb wiggles)*
Run away! *(first hand behind back)*
Run away! *(other hand behind back)*

(repeat with each finger – Pointer, Tall Man, Ring Man, Little One)

Where is Family?
Where is Family?
Here we are! *(bring out first hand, fingers all wiggling)*
Here we are! *(bring out other hand, fingers wiggling)*
How are you today, Friends?
Very well, we thank you!
Run away!
Run away!

Five Fat Peas

Five fat peas *(make a fist)*
In a pea pod pressed.
One grew, two grew,
So did all the rest. *(open fingers one by one)*
They grew and grew,
And did not stop, *(wiggle fingers)*
Until at last,
That pea pod popped! *(clap hands)*

Five Little Monkeys

Five little monkeys

(five fingers)

Jumping on the bed -

(rest elbow on other hand, jump arm up and down)

One fell off,

(hold up one finger, bring down as if falling)

And bumped his head!

(hand to head)

Mama called the doctor

(hold phone to ear)

And the doctor said -

“No more monkeys

(shake finger in scolding motion)

jumping on the bed!”

(Repeat: Four little monkeys...)

Mama called the doctor

(hold phone to ear)

And the doctor said -

“No more monkeys

jumping on the bed!”

(shrug)

Five Little Ducks

Five little ducks went out to play,

(hold up five fingers)

Over the hills and far away.

(point off to side)

Mama Duck called them,

“Quack, quack, quack,”

(hands make duck's bill)

Four little ducks came running back.

(hold up four fingers)

(repeat with 4, 3, 2 little ducks going out)

One little duck went out to play,

Over the hills and far away.

Mama Duck called them,


“Quack, quack, quack,”

But no little ducks came running back.

Mama Duck called them,

“QUACK, QUACK, QUACK!”

And five little ducks came running back!



Fire Truck

Hurry, hurry,
Drive the fire truck.

(put hands up like they are on the steering wheel)

Hurry, hurry,
Drive the fire truck.

Hurry, hurry,
Drive the fire truck.

Ding, ding, ding, ding, ding!

(pretend to ring bell)

Hurry, hurry,
Turn the corner.

(hands on steering wheel but lean into the corner)

Hurry, hurry,
Turn the corner.

Hurry, hurry,
Turn the corner.

Ding, ding, ding, ding, ding!

(pretend to ring bell)

Repeat with:

Climb the ladder.

(climb the ladder)

Spray the water.

(spray the water)

Ten Fluffy Chickens

Five eggs and five eggs,

That makes ten.

(hold up two hands)

Sitting on top is the Mother Hen.

(Fold one hand over the other)

Crackle, crackle, crackle;

(clap three times)

What do I see?

Ten fluffy chickens,

(hold up ten fingers)

As yellow as can be.



Elephant Song

One elephant went out to play,
Over the hills and far away.
She had such enormous fun,
That she called for another elephant to come.
“Oh Elephant!”...

(hold up one finger)
(wave finger like it is going over the hills)
(on “enormous” circle arms out and around)
(cup hands over mouth)
(call out and then pound the floor
for the running elephant sound)

Two elephants went out to play,
Over the hills and far away.
They had such enormous fun,
That they called for another elephant to come.
“Oh Elephant!”...


(use two fingers...repeat above actions)

(Repeat with as many elephants (fingers) as you want)

Open, Shut Them

Open, shut them,
Open, shut them,
Give a little clap!
Open, shut them,
Open, shut them,
Hide behind your back!
Creep them, creep them,
Slowly upward, right up to your cheek.
Open wide your shiny eyes,
And through your fingers peek.
Open, shut them,
Open, shut them,
Give a little clap!
Open, shut them,
Open, shut them,
Lay them in your lap.

(using hands, suit actions to rhyme)



Movement Games

Say the words loud or soft,
fast or slow, for fun and variety.



Tall as a Tree

Tall as a tree,

(stretch arms overhead)

Wide as a house,

(stretch arms out to sides)

Thin as a pin,

(arms tight against sides)

Small as a mouse.

(crouch)

Jack in the Box

Jack in the box,

(crouch down)

Jack in the box,

Oh so still -

Won't you come out?

Won't you come out?

Won't you come out?

YES I WILL!

(shout and jump up)

Hickory Dickory Dock

Hickory dickory dock,

(clasped hands swing like clock pendulum)

The mouse ran up the clock.

(fingers on one hand run up arm, sit atop head)

The clock struck one,

(clap hands one time)

The mouse ran down -

(hand runs down again)

Hickory dickory dock!

(swing pendulum again)

Additional verses:

Clock struck two,

the mouse said "Boo!"

(clap twice)

Clock struck three,

the mouse said "Whee!"

(clap three times)

Clock struck four,

the mouse said "No more!"

(clap four times)

Head and Shoulders

Head and shoulders, knees and toes,
knees and toes;

Head and shoulders, knees and toes,
knees and toes;

Eyes and ears and mouth and nose;
Head and shoulders, knees and toes,
Knees and toes!

*(touch as named; sing once, then sing
again more and more quickly until no one
can keep up, or until you're all exhausted!)*

I'm a Little Teapot

I'm a little teapot,

Short and stout -

Here is my handle,

Here is my spout.

When I get all steamed up,

Hear me SHOUT -

"Tip me over and pour me out!"

(one hand on hip)

(bend other arm out to side)

(rock from side to side)

(tilt body to "spout" side)

I can change my handle,

I can change my spout -

Tip me over and pour me out!

(reverse sides for handle and spout)

Tap and Clap

Two little feet go tap, tap, tap.

Two little hands go clap, clap, clap.

A quick little leap up from the chair,

Two little arms reach high in the air.

Two little feet go jump, jump, jump.

Two little hands go thump, thump, thump.

One little baby turns round and round.

One little child sits quietly down.

(follow actions of verse as spoken)

Johnny Pounds with One Hammer

Johnny pounds with one hammer, *(pound one fist on knee)*

One hammer, one hammer,

Johnny pounds with one hammer,

Then he pounds with two. *(use both fists)*

Johnny pounds with two hammers,

Two hammers, two hammers,

Johnny pounds with two hammers,

Then he pounds with three. *(add stamping of one foot)*

Johnny pounds with three hammers,

Three hammers, three hammers,

Johnny pounds with three hammers,

Then he pounds with four. *(both feet)*

Johnny pounds with four hammers,

Four hammers, four hammers,

Johnny pounds with four hammers,

Then he pounds with five. *(add bobbing of head)*

Johnny pounds with five hammers,

Five hammers, five hammers,

Johnny pounds with five hammers,

Then he takes a rest! *(collapse)*



One Arm Goes Up

One arm goes up, *(sitting down, move arms and legs as the rhyme says)*
One arm goes down.
One arm goes up and down.
Two arms go up,
Two arms go down.
Two arms go up and down.
One leg goes up,
One leg goes down.
One leg goes up and down.
Two legs go up,
Two legs go down.
Two legs go up and down.
Two arms and two legs go up,
Two arms and two legs go down.
Two arms and two legs go up and down.

Teddy Bear, Teddy Bear

Teddy bear, teddy bear, turn around. *(start in standing position then turn around)*
Teddy bear, teddy bear, touch the ground. *(touch ground)*
Teddy bear, teddy bear, tie your shoe. *(pretend to tie shoe)*
Teddy bear, teddy bear, I love you! *(give yourself a hug)*
Teddy bear, teddy bear, turn out the light. *(pretend to turn out light)*
Teddy bear, teddy bear, say "Good night!" *(blow kiss)*



First I Find a Foot

First I find a foot,
and I hop, hop, hop.
Then when I get tired,
I stop, stop, stop.
Turn around and
count to ten.
Then I find a foot,
And I hop again.

(stand on one foot and hop)

(step on "stops")

(turn around)

(hop on other foot)

Way Up High in an Apple Tree

Way up high in
an apple tree,
two little apples
smiled at me.
So I shook that tree
as hard as I could,
down came the apples
ummm were they good!

(stretch arms up)


(make two fists)

(point to self)

(shake arms above your head)

(fingers wiggle down)

(rub tummy)



World Rhymes

Enjoy rhymes in
other languages.



Spanish

Mi familia (My Family)

Este chiquito es mi hermanito.

(Levante su mano y comience con tocar su pulgar)

Esta es mi mamá.

{el dedo gordo}, siga la rima usando cada dedo

Este altito es mi papá.

para los miembros de la familia.)

Esta es me hermana.

(Hold up your hand and start by touching your thumb, then go through the rhyme with each finger representing a family member.)

Chocolaté (Hot Chocolate)

Uno...dos...tres...cho.

(Haga un puno con una mano y golpelo en la otra mano

Uno...dos...tres...co.

durante las primeras cuatro líneas)

Uno...dos...tres...la.

(Después utilice el puno como cuchara y revuelva,

Uno...dos...tres...te.

revuelve, revuelva)

Bate, bate, chocolaté.

(Make fist with one hand and pound it into other hand - repeat four times. Use fist as a spoon and stir, stir, stir.)

Cinco Dedos (Five Fingers)

Éste compró un huevito.

(mueva el dedo pequeño - move little finger)

Éste lo cocinó.

(mueva el dedo anular {del anillo} - move ring finger)

Éste le echó la sal.

(mueva el dedo del medio {del corazón} - move middle finger)

Éste probó un poquito.

(mueva el dedo indixe - move pointer)

Y éste pícaro, gordo gordito.

(mueva el dedo pulgar {dedo gordo} - move thumb)

Se lo comió todito!

(mene la mano y todos los dedos - wave hand and move fingers)

La Araña Pequeñita (Itsy Bitsy Spider)

La araña pequeñita
Subió, subió y subió,
Vino la lluvia
Y se la llevó.
Salió el sol.
Y todo lo secó
Y la araña pequeñita
Subió, subió y subió.

Adiós Amigos (Good-bye Friends)

(sung to the tune of Frère Jacques)

Adiós amigos. Adiós amigos
Ya me voy. Ya me voy.
Me dió mucho gusto,
Estar con ustedes,
Adiós. Adiós.

Cinco Pollitos (Five Little Chickens)

Cinco pollitos tiene mi tía	<i>(levante la mano abierta - hold hand open)</i>
Uno le canta,	<i>(cierre el dedo pulgar - close the thumb)</i>
Otro le pía.	<i>(cierre el dedo indexe - close the pointer)</i>
Y tres le tocan la sinfonía.	<i>(cierre los otros tres dedos - close other three fingers all at once)</i>
(Repite)	<i>(Repeat)</i>

La Hormiguita (The Ant)

Andaba una hormiguita	<i>(camine dos dedos sobre la mano cerrada - walk two fingers over clenched hand)</i>
Juntando su leñita.	<i>(la eluvia cae - rain fingers down)</i>
De pronto cayó una nievecita	<i>(dos dedos corren asía la casa, debajo del brazo - run two fingers quickly towards the little house, under the arm)</i>
Y corrió rápido a su casita.	

Que Llueva (Bring the Rain)

Que llueva, que llueva,
El quetzal está en la cueva.
Los pajaritos cantan,
Las nubes se levantan.
Que sí, que no,
Que caiga un chaparrón.

Las Hojas (The Leaves)

Las hojas se ven mecer, *(mueva la mano asía el frente y atrás - move hands back and forth)*
Rojas, cafés, anaranjadas, y amarillas, *(cuente sus dedos - count your fingers)*
Girando, volando se ven caer, *(meje los dedos y ponga la mano abajo - flutter fingers moving hands downward)*
Cayendo suavemente sobre las sillas. *(ponga su mano en la silla - put hands on chair)*

Una Boquita (A Little Mouth)

Yo tengo una boquita para comer, *(señale a la boca - point to mouth)*
Yo tengo una naricita para oler. *(señale a la nariz - point to nose)*
Yo tengo dos ojitos para ver. *(señale a los ojos - point to eyes)*
Yo tengo dos oídos para oír *(señale a los oídos - point to ears)*
Y yo tengo mi cabecita para pensar y dormir. *(ponga su cabeza en sus manos como para dormir - rest head on hands, as if to sleep)*

Arre, Caballito (Hurry Along, Little Horse)

Rodilla ye enele suavemente *(Place your child on your knee and gently bounce)*
Arre, caballito
Vamos a Belén,
Que mañana es fiesta
Y al otro también.

¡Arre, arre, arre
Que llegamos tarde!

Russian

Bliny (Pat-a-Cake)

Peki bliny rumianye,
Rumianye, goriachie.
Peki bliny rumianye,
Rumianye, goriachie.

English version:

They fried fresh pancakes
Fresh and hot.
They fried fresh pancakes
Fresh and hot.

Other Rhymes

Ogurechik, ogurechik,
Ne hodi na tot konechik.
Tam myshka zhyviot,
Tiebe, hvostik otgryziot.

Little cucumber,
Do not go over there.
There lives a mouse,
Who will bite off your stem.

Ladushk, ladushki,
Pekla babushka oladushki.
Maslom polivala,
Detushkam davala.
Dashe dua, Pashe dua, Vanie dua,
Moroshi oladushki u lubimoi babushka.

Puddy cake, puddy cake,
The grandma was baking pancakes.
She was buttering them,
She was giving them to the kids.
She gave them to Daria, to Paul, to Vania,
Dear granny has great pancakes.

Rano, rano po utru,
Pastushok ru, ru, ru.
A korovka usled emu, mu, mu,
mu, da, mu, mu, mu.

Very early in the morning,
A shepherd boy (makes noise) ru, ru, ru.
And the cow adds to it moo, moo, moo,
and moo, moo, moo.

Sidit belka na telezhke,
Prodaiot ona oreshki.
Lesichke sestrichki.
Vorobiu, senichke.
Mishe tolstolopomu,
Zainke usatomu.

There is a squirrel on the cart,
She is selling the nuts.
To the sister vixen.
To the sparrow to the blue jay.
To the big-armed bear,
To the bunny with whiskers.

Russian continued

Zhily u babusi,
Dua veselyh gusya
Odin deryi, drugoi belyi,
Dua veselyh gusya

Once upon a time there lived with an old lady,
Two happy ganders
One was grey, the other was white,
Two happy ganders.

Korean

산토끼 (Mountain Rabbit)

산토끼 토끼야

(As you sing the verses, put both hands on your forehead, one on each side, and jump 4 times like a rabbit; once with hands toward left, once with hands toward right, once with hands toward left and once with hands toward right)

어디를 가느냐

(March with both hands swinging as if you are going somewhere in a hurry)

강충강충 뛰면서

(Repeat the jumping motions for 4 times as in the same way from the first verse)

어디를 가느냐

(March with both hands swinging)

English version:

Mountain rabbit, mountain rabbit

Where are you headed to?

Jumping so fast in a hurry; jumping so fast in a hurry...

Where are you headed to?

짹짹 (Clapping)

- 엄마 앞에서 짹짹 (Put you left hand across to the right shoulder, then put your right hand across to the left shoulder; then clap three times)
- 아빠 앞에서 짹짹 (Repeat)
- 엄마 한숨을 잠자고 (Put you left hand across to the right shoulder, then put your right hand across to the left shoulder; then put hands together and put them on the right cheek while the head is slightly bent to the right)
- 아빠 주름살 펴져라 (Put you left hand across to the right shoulder, then put your right hand across to the left shoulder; then put both hands on the forehead as if pulling on the skin to each side—left hand to left and right hand to the right)
- 햇님 보면서 짹짹 (Make a wide circle with two hands symbolizing sun; then open both hands and put forward in front of you; then clap three times)
- 도리 도리 짹짹 (Shake your head once to the right, once to the left in fast motion for 2 times; then clap your hands three times)
- 우리 엄마가 웃는다 (Put your left hand across to the right shoulder, then put your right hand across to the left shoulder; then put both hands in front of at the end of lips, smiling)
- 우리 아빠가 웃는다 (Repeat)

English version:

Clap your hands before mom
Clap our hands before dad
May mom take a short nap
May dad's wrinkles be gone
Clap our hands looking at the sun
Shaking our heads right to left, we clap our hands
They bring smiles to mom
They bring smiles to dad

Wiggles, Tickles and Rhymes underscores Pierce County Library System's role in nurturing language development in children 0-5 years old. These fingerplay and lap games are a special way to combine the rhythm and rhyme of language with simple movement activities. They also provide fun interaction between baby and caregiver.

Funding for **Wiggles, Tickles and Rhymes**
is generously provided by:

The Boeing Company

Eulalie Bloedel Schneider Foundation

The Gottfried and Mary Fuchs Foundation

Puyallup Tribe of Indians

Russell Investment Group

Pierce County Library Foundation

Wiggles, Tickles and Rhymes is a free publication of the
Pierce County Library System Early Learning Department.
Additional copies can be requested by calling (253) 536-6500, ext 189.



U.S. Department of Health and Human Services
Administration for Children and Families

This ELOA project was made possible by a grant from the Child Care Bureau,
U.S. Department of Health and Human Services. The contents do not represent the official
views of the funding agency, nor does publication in any way constitute an endorsement.