




## KEY INFORMATION MEMORANDUM CUM APPLICATION FORM

### Motilal Oswal S&P 500 Index Fund (MOFSP500)

(An open ended scheme replicating / tracking S&P 500 Index)

<b>This product is suitable for investors who are seeking*</b>	
<ul style="list-style-type: none"> <li>Return that corresponds to the performance of S&amp;P 500 Index subject to tracking error</li> <li>investment in equity securities of S&amp;P 500 Index</li> </ul>	

\*Investors should consult their financial advisers if in doubt about whether the product is suitable for them.

**Offer for face value of Rs. 10/- per unit for cash during the New Fund Offer Period and at NAV based prices during Continuous Offer**

**New Fund Offer Opens on: April 15, 2020**

**New Fund Offer Closes on: April 23, 2020**

**Scheme re-opens for continuous sale and repurchase within 5 Business Days from the date of allotment**

<b>Name of Mutual Fund</b>	Motilal Oswal Mutual Fund
<b>Name of Asset Management Company (AMC)</b>	Motilal Oswal Asset Management Company Limited
<b>Name of Trustee Company</b>	Motilal Oswal Trustee Company Limited
<b>Address</b>	<u>Registered Office:</u> 10 <sup>th</sup> Floor, Motilal Oswal Tower, Rahimtullah Sayani Road, Opp. Parel ST Depot, Prabhadevi, Mumbai-400025
<b>Website</b>	<a href="http://www.motilaloswalmf.com">www.motilaloswalmf.com</a> and <a href="http://www.mostshares.com">www.mostshares.com</a>

---

*NFO KIM of Motilal Oswal S&P 500 Index Fund (MOFSP500)*

**This Key Information Memorandum (KIM) sets forth the information, which a prospective investor ought to know before investing. For further details of the scheme/Mutual Fund, due diligence certificate by the AMC, Key Personnel, investors' rights & services, risk factors, penalties & pending litigations etc. investors should, before investment, refer to the Scheme Information Document and Statement of Additional Information available free of cost at any of the Investor Service Centres or distributors or from the website [www.motilaloswalmf.com](http://www.motilaloswalmf.com) and [www.mostshares.com](http://www.mostshares.com).**

**The Scheme particulars have been prepared in accordance with Securities and Exchange Board of India (Mutual Funds) Regulations, 1996, as amended till date, and filed with Securities and Exchange Board of India (SEBI). The units being offered for public subscription have not been approved or disapproved by SEBI, nor has SEBI certified the accuracy or adequacy of this KIM.**

**This KIM is dated March 30, 2020.**

**TYPE AND CATEGORY OF SCHEME**

<b>Name of the Scheme</b>	Motilal Oswal S&P 500 Index Fund ( <b>MOFSP500</b> )
<b>Type of the Scheme</b>	An open ended scheme replicating / tracking S&P 500 Index.
<b>Category of Scheme</b>	Index Fund

**INVESTMENT OBJECTIVE**

The Scheme seeks investment return that corresponds to the performance of S&P 500 Index subject to tracking error.

However, there can be no assurance or guarantee that the investment objective of the Scheme would be achieved.

**ASSET ALLOCATION**

The asset allocation pattern of the Scheme would be as follows:

<b>Instruments</b>	<b>Allocations (% of total assets)</b>		<b>Risk Profile</b>
	<b>Minimum</b>	<b>Maximum</b>	<b>High / Medium / Low</b>
Equity and equity related securities covered by S&P 500 Index	95	100	High
Debt and Money market instruments, overseas mutual fund schemes or exchange traded funds	0	5	Low to Medium

The Scheme may take an exposure to equity derivatives of constituents of the Underlying Index for short duration when securities of the Index are unavailable, insufficient or for rebalancing at the time of change in Index or in case of corporate actions or for hedging purposes, as permitted by SEBI/RBI. The Exposure to derivative instruments shall not exceed 50% of the total Net Assets of Scheme. The Fund shall not write options or purchase instruments with embedded written options. When constituent's securities of underlying Index are available again, derivative positions in these securities would be unwound.

Subject to the SEBI Regulations as applicable from time to time, the Scheme may, if the Trustees permit, participate in securities lending. The maximum exposure of the Scheme to a single intermediary in the stock lending programme at any point of time would be limited to 5% of the market value of its equity portfolio or up to such limits as may be specified by SEBI. The Scheme will not lend more than 25% of its corpus.

The Scheme will not invest in debt instruments having Structured Obligations / Credit Enhancements.

---

*NFO KIM of Motilal Oswal S&P 500 Index Fund (MOFSP500)*

### **Change in Asset Allocation**

Subject to the Regulations, the asset allocation pattern indicated above for the Scheme may change from time to time, keeping in view market conditions, market opportunities, applicable regulations and political and economic factors. In the event that the asset allocation of the Scheme should deviate from the ranges as noted in the asset allocation table above, then the portfolio of the Scheme will be rebalanced by the Fund Manager to the position indicated in the asset allocation table above. Such changes in the asset allocation will be for short term and defensive considerations. In case of deviation, if any, from the asset allocation pattern, the AMC shall rebalance the portfolio within a period of 7 calendar days. Where the portfolio is not rebalanced within 7 calendar days, justification for the same shall be placed before the Investment Committee and reasons for the same shall be recorded in writing. The Investment Committee shall then decide on the course of action.

The scheme will comply with the provisions of SEBI Circular No. SEBI/IMD/CIR No. 7/104753/07 dated September 26, 2007 on Overseas Investments by Mutual Funds

### **INVESTMENT STRATEGY**

The Scheme follows a passive investment strategy and invests in stocks in a proportion that is as close as possible to the weightages of these stocks in the respective index. The investment strategy would revolve around reducing the tracking error to the least possible through regular rebalancing of the portfolio, taking into account the change in weights of stocks in the indices as well as the incremental collections /redemptions from the Scheme.

### **Securities Lending**

Securities Lending is lending of securities through an approved intermediary to a borrower under an agreement for a specified period with the condition that the borrower will return equivalent securities of the same type or class at the end of the specified period along with the corporate benefits accruing on the securities borrowed.

The Scheme may lend securities from its portfolio in accordance with the Regulations. The AMC/Fund shall also adhere to guidelines issued under Securities Lending Scheme, 1997. Securities' lending shall enable the Scheme to earn income that may partially offset its expenses and thereby reduce the effect these expenses have on the Scheme's ability to provide investment returns. The Scheme will pay reasonable administrative and custodial fees in connection with the lending of securities. The Scheme may be exposed to the risk of loss should a borrower default on its obligation to return the borrowed securities. The Scheme share of income from the lending collateral will be included in the Scheme's gross income. The Fund will comply with the conditions for securities lending specified by SEBI Regulations and circulars. The maximum exposure of the Scheme to a single intermediary in the stock lending programme at any point of time would be limited to 20% of the market value of its equity portfolio or up to such limits as may be specified by SEBI. The Scheme will not lend more than 25% of its corpus.

### **Investment by AMC/Sponsor in the Scheme**

In accordance with Regulation 28(4) of SEBI (Mutual Funds) (Amendment) Regulations, 2014 the Sponsor or AMC shall invest not less than 1 % of the amount raised in the NFO or fifty lakh rupees,

---

*NFO KIM of Motilal Oswal S&P 500 Index Fund (MOFSP500)*

whichever is less, in the growth option of the scheme and such investment shall not be redeemed unless the scheme is wound up.

In addition to investments as mandated under Regulation 28(4) of the Regulations as mentioned above, the AMC may invest in the Scheme during the NFO period as well as continuous offer period subject to the SEBI (MF) Regulations. The AMC shall not charge investment management fees on investment by the AMC in the Scheme.

### **Investment of Subscription Money**

The Mutual Fund may deploy NFO proceeds in Tri-Party Repos before closure of NFO period. However, AMCs shall not charge any investment management and advisory fees on funds deployed in Tri-Party Repos during the NFO period. The appreciation received from investment in Tri-Party Repos shall be passed on to investors. Further, in case the minimum subscription amount is not garnered by the Scheme during the NFO period, the interest earned upon investment of NFO proceeds in Tri-Party Repos shall be returned to investors, in proportion of their investments, along-with the refund of the subscription amount.

### **Portfolio Turnover**

Portfolio Turnover is defined as the lower of sales or purchase divided by the average corpus during a specified period of time. The Scheme, being an open ended Scheme, it is expected that there would be a number of subscriptions and redemptions on a daily basis. However, it is difficult to measure with reasonable accuracy the likely turnover in the portfolio of the Scheme.

### **Tracking Error**

Tracking error is defined as the standard deviation of the difference between the daily returns of the Underlying Index and the NAV of the Scheme. Theoretically, the corpus of the Scheme has to be fully invested in the securities comprising the Underlying Index in the same proportion of weightage as the securities have in the Underlying Index. However, it is not possible to invest as per the objective due to reason that the Scheme has to incur expenses, corporate actions pertaining to the Index including changes to the constituents, regulatory policies, ability of the Fund Manager to closely replicate the Underlying Index, lack of liquidity, etc. The Scheme's returns may therefore deviate from those of its Underlying Index. Tracking Error may arise due to the following reasons:-

1. Fees and expenses of the Scheme.
2. Cash balance held by the Scheme due to dividend received, subscriptions, redemption, etc.
3. Halt in trading on the stock exchange due to circuit filter rules.
4. Corporate actions
5. The Scheme has to invest in the securities in whole numbers and has to round off the quantity of securities shares.
6. Dividend payout.
7. Changes in the constituents of the underlying Index. Whenever there are any changes, the Scheme has to reallocate its investment as per the revised Index but market conditions may not offer an opportunity to rebalance its portfolio to match the Index and such delay may affect the NAV of the Scheme.
8. Lack of Liquidity

The AMC would monitor the tracking error of the Scheme on an ongoing basis and would seek to minimize tracking error to the maximum extent possible. Under normal market circumstances, such tracking error is not expected to exceed by 2% p.a. However, in case of events like, dividend issuance by constituent members, rights issuance by constituent members, and market volatility during rebalancing of the portfolio following the rebalancing of the Underlying Index, etc. or in abnormal market circumstances, the tracking error may exceed the above limits. There can be no assurance or guarantee that the Scheme will achieve any particular level of tracking error relative to performance of the Underlying Index.

## **A brief on US Stock Market**

### **Description**

The S&P 500® is widely regarded as the best single gauge of large-cap U.S. equities. There is over USD 9.9 trillion indexed or benchmarked to the index, with indexed assets comprising approximately USD 3.4 trillion of this total making it the largest and most widely traded index in the world. The index includes 500 leading companies and covers approximately 80% of available market capitalization.

### **Index Attributes**

Created in 1957, the S&P 500 was the first U.S. market-cap-weighted stock market index. Today, it's the basis of many listed and over-the-counter investment instruments. This world-renowned index includes 500 of the top companies in leading industries of the U.S. economy.

The S&P 500 is highly regarded as a proxy for the U.S. equity market and it is the only stock market benchmark serving as an economic indicator in The Conference Board Leading Economic Index. It has stood for U.S. stock market performance in that context since 1968.

### **Methodology Construction**

**Universe.** All constituents must be U.S. companies.

**Eligibility Market Cap.** To be included, companies must have an unadjusted market cap of USD 8.2 billion or greater. Public Float. Companies must have a float market cap of at least USD 4.1 billion.

**Financial Viability.** Companies must have positive as-reported earnings over the most recent quarter, as well as over the most recent four quarters (summed together).

**Adequate Liquidity and Reasonable Price.** Using composite pricing and volume, the ratio of annual dollar value traded (defined as average closing price over the period multiplied by historical volume) to float-adjusted market capitalization should be at least 1.00, and the stock should trade a minimum of 250,000 shares in each of the six months leading up to the evaluation date.

**Sector Representation.** Sector balance, as measured by a comparison of each GICS sector's weight in an index with its weight in the S&P Total Market Index, in the relevant market capitalization range, is also considered in the selection of companies for the indices.

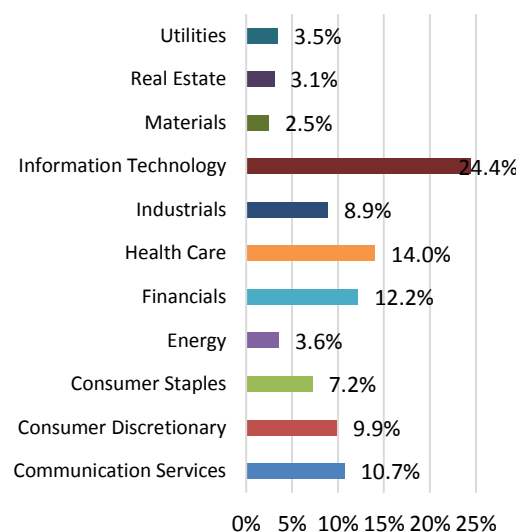
**Company Type.** All eligible U.S. common equities listed on eligible U.S. exchanges can be included. REITs are also eligible for inclusion. Closed-end funds, ETFs, ADRs, ADS, and certain other types of securities are ineligible for inclusion.

### Index Composition

#### Top 10 Companies

Constituent Name	Index Weight	GICS Name
Microsoft Corp	5.0%	Information Technology
Apple Inc.	4.7%	Information Technology
Amazon.com Inc	3.2%	Consumer Discretionary
Facebook Inc A	1.9%	Communication Services
Berkshire Hathaway B	1.6%	Financials
Alphabet Inc A	1.6%	Communication Services
Alphabet Inc C	1.6%	Communication Services
JP Morgan Chase & Co	1.5%	Financials
Johnson & Johnson	1.4%	Health Care
Visa Inc A	1.3%	Information Technology
<b>Total</b>	<b>23.9%</b>	-

#### Sector Coverage



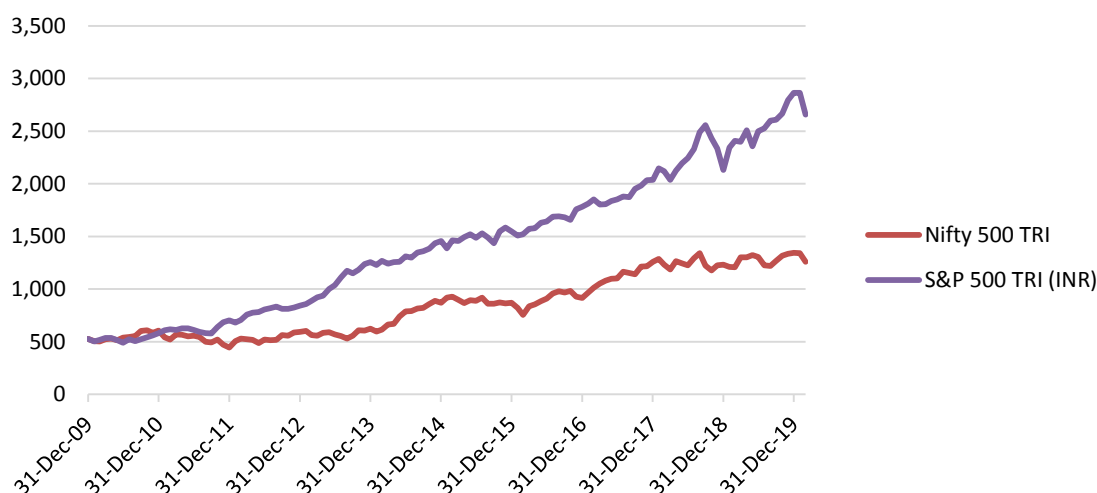
Source: S&P Dow Jones, data as of Feb 28, 2020

### Impact of Global Economy

The S&P 500 contains many of the world's largest and most recognizable companies, with a global reach of operations, customers, and revenue sources. For an investor predominantly invested in Indian equities, U.S. stocks arise in several investment contexts.

Considerable portion of S&P 500 Index constituents' annual sales attribute to global sales; in 2018 nearly 43% of the sales of S&P 500 constituent was from overseas sales.

## Performance



Source: Bloomberg, MOFSL, data since Dec 31, 2009 to Dec 31, 2019

## Risk Returns Profile

	Data Label	Nifty 500 TRI	S&P 500 TRI (INR)	
<b>CAGR</b>	3 Year	7.5%	12.8%	<ul style="list-style-type: none"> <li>• S&amp;P 500 in INR has outperformed Nifty 500 Index consistently</li> <li>• S&amp;P 500 with it's very low correlation with Indian Equities offers great opportunity to diversify and reduce the overall portfolio volatility</li> </ul>
	5 Year	6.3%	12.7%	
	7 Year	12.2%	16.9%	
	10 Year	9.6%	17.8%	
	Since 28-Mar-02	16.6%	9.9%	
<b>Annualized Volatility (Risk)</b>	3 Year	13.2%	14.1%	
	5 Year	14.1%	13.9%	
	7 Year	14.5%	13.8%	
	10 Year	15.1%	15.4%	
	Since 28-Mar-02	21.3%	18.9%	
<b>Risk Adjusted Returns</b>	3 Year	0.570	0.908	
	5 Year	0.443	0.909	
	7 Year	0.839	1.222	
	10 Year	0.639	1.157	
	Since 28-Mar-02	0.778	0.527	

Source: Bloomberg, MOFSL, data since March 28, 2002 to Feb 28, 2000

## S&P 500 for Indian investors

- The index note very low correlation (13.5%) over last 15 years; addition two assets that are low correlated to each other offers diversification benefits.

NFO KIM of Motilal Oswal S&P 500 Index Fund (MOFSP500)



- Over last 10 years S&P 500 has noted 17.8% CAGR and 15.4% volatility (measured as annualized standard deviation of daily returns), as compared to Nifty 500 noted CAGR of 9.6% and 15.1% volatility during the same period.

### **S&P 500 Index Bull-Bear Market Analysis**

According to the Graystone Consulting's paper 'Putting This S&P 500 Bear Market Into Perspective'

- There have been 13 bull markets and 13 bear markets starting with the bull market on June 1, 1932
- The average bear market lost 36.0% with the biggest loss of 60.0% starting on March 10, 1937
- In magnitude, the average bull market gains 182.7% and is over five times bigger than the average bear market loss of 36.0%
- On average, bear markets last 1.7 years, while bull markets last 5.3 years and recover losses in 2.2 years
- The longest recovery time was 5.9 years in the bull market starting in 1974, which lasted a total of 6.2 years
- The most recent bull market was the longest on record, lasting 11.1 years and posted the second biggest gain of 400.5%, only after the bull market starting in 1990 that gained 417.0%

**Source: S&P Dow Jones Indices**

**Source Link:** <https://www.indexologyblog.com/2019/12/11/2019-a-market-review/>

### **RISK PROFILE OF THE SCHEME**

Standard Risk Factors:

- Investment in Mutual Fund units involves investment risks such as trading volumes, settlement risk, liquidity risk, default risk including the possible loss of principal.
- As the price / value / interest rate of the securities in which the Scheme invests fluctuates, the value of your investment in the Scheme may go up or down depending on various factors and forces affecting the capital market/debt market.
- Past performance of the Sponsor/AMC/Mutual Fund does not guarantee future performance of the Scheme.
- Motilal Oswal S&P 500 Index Fund (MOFSP500) is the name of the Scheme and it does not in any manner indicate either the quality of the Scheme or its future prospects and returns.
- The Sponsor is not responsible or liable for any loss resulting from the operation of the Scheme beyond the initial contribution of Rs. 100,000 made by it towards setting up the Fund.
- The present Scheme is not a guaranteed or assured return Scheme.

### **Scheme Specific Risk Factors**

The Scheme is subject to the principal risks described below. Some or all of these risks may adversely affect Scheme's NAV, trading price, yield, return and/or its ability to meet its objectives.

#### **Risk associated with investing in Foreign Securities**

- a. The Scheme will invest in foreign securities. Such overseas investments will be made subject to any / all approvals, conditions thereof as may be stipulated by SEBI / RBI and provided such

---

*NFO KIM of Motilal Oswal S&P 500 Index Fund (MOFSP500)*

investments do not result in expenses to the Fund in excess of the ceiling on expenses prescribed by and consistent with costs and expenses attendant to international investing. The Fund may, where necessary, appoint other intermediaries of repute as advisors, custodian/sub-custodians etc. for administering such investments. The appointment of such intermediaries shall be in accordance with the applicable requirements of SEBI and within the permissible ceiling of expenses.

- b. As per the SEBI (MF) Regulation, the Fund is permitted to invest USD 300 million. However, the overall limit for the Mutual Fund Industry is USD 7 billion. The Scheme therefore may or may not be able to utilise the limit of USD 300 million due to the USD 7 billion limit being exhausted by other Mutual Funds. Further, the overall ceiling for investment in overseas Exchange Traded Funds (ETFs) that invests in securities is USD 1 billion subject to a maximum of USD 50 million per mutual fund. As and when the investment limits are breached, the subscriptions into the Scheme shall be suspended till further notice by the AMC.
- c. As the Scheme will invest in securities which are denominated in foreign currencies, fluctuations in the exchange rates of these foreign currencies may have an impact on the income and value of the Fund. Thus, returns to investors are the result of a combination of returns from investments and from movements in exchange rates. Thus, the Indian rupee equivalent of the net assets, distribution and income may be adversely affected by changes in the exchange rates of respective foreign currencies relative to the Indian Rupee. Restrictions on currency trading that may be imposed by developing market countries will have an adverse effect on the value of the securities of companies that trade or operate in such countries. The repatriation of capital to India may also be hampered by changes in the regulations concerning exchange controls or political circumstances as well as the application to it of other restriction on investment.
- d. The risk of investing in foreign securities carries an exchange rate risks related to depreciation of foreign currency and country risks. The country risks would include events such as change in regulations or political circumstances like introduction of extraordinary exchange rate controls, restrictions on repatriation of capital due to exchange rate controls, bilateral political tensions leading to immobilisation of overseas financial assets and the prevalent tax laws of the respective jurisdiction for the execution of trades or otherwise.
- e. The Scheme shall invest in securities listed on the overseas stock exchange. Hence all the risk factors pertaining to overseas stock exchange like market trading risk, liquidity risk and volatility risk, as mentioned earlier, are also applicable to the Scheme. The Scheme will also be exposed to settlement risk, as different countries have different settlement periods.
- f. Some countries prohibit or impose substantial restrictions on investments by foreign entities. Certain countries may restrict investment opportunities in issuers or industries or securities deemed important to national interests. The manner, in which foreign investors may invest in companies/securities in certain countries, as well as limitations on such investments, may have an adverse impact on the operations of the Scheme. Certain risk arises from the inability of a country to meet its financial obligations. It is the risk encompassing economic, social and political conditions in a foreign country which might adversely affect the interests of the Scheme.
- g. The Scheme may invest in the units of overseas mutual fund schemes including exchange traded funds. Hence scheme specific risk factors of such underlying schemes will be applicable. All risks

---

*NFO KIM of Motilal Oswal S&P 500 Index Fund (MOFSP500)*

associated with such schemes, including performance of their underlying stocks, derivative instruments, stock-lending, off-shore investments, liquidity, etc., will therefore be applicable in this Scheme. Investors who intend to invest in the Scheme are required to and deemed to have understood the risk factors of the underlying schemes.

- **Risks associated with Investing in Derivatives**

Derivative products are leveraged instruments and can provide disproportionate gains as well as disproportionate losses to the investor. Execution of such strategies depends upon the ability of the fund manager to identify such opportunities. Identification and execution of the strategies to be pursued by the fund manager involve uncertainty and decision of the fund manager may not always be profitable. No assurance can be given that the fund manager will be able to identify or execute such strategies.

Derivative products are specialized instruments that require investment techniques and risk analysis different from those associated with stocks. The use of a derivative requires an understanding not only of the underlying instrument but of the derivative itself. Derivatives require the maintenance of adequate controls to monitor the transactions entered into, the ability to assess the risk that a derivative adds to the portfolio and the ability to forecast price or interest rate movements correctly. There is a possibility that a loss may be sustained by the portfolio as a result of the failure of another party (usually referred to as the “counterparty”) to comply with the terms of the derivatives contract. Other risks in using derivatives include the risk of mispricing or improper valuation of derivatives and the inability of derivatives to correlate perfectly with underlying assets, rates and indices, illiquidity risk whereby the Scheme may not be able to sell or purchase derivative quickly enough at a fair price. The risks associated with the use of derivatives are different from or possibly greater than, the risks associated with investing directly in securities and other traditional investments.

- **Risks associated with overseas investment**

To the extent the assets of the scheme are invested in overseas financial assets, there may be risks associated with currency movements, restrictions on repatriation and transaction procedures in overseas market. Further, the repatriation of capital to India may also be hampered by changes in regulations or political circumstances as well as the application to it of other restrictions on investment. In addition, country risks would include events such as introduction of extraordinary exchange controls, economic deterioration, and bi-lateral conflict leading to immobilisation of the overseas financial assets and the prevalent tax laws of the respective jurisdiction for execution of trades or otherwise.

- **Currency Risk:**

The fund may invest in overseas mutual fund / foreign securities as permitted by the concerned regulatory authorities in India. Since the assets will be invested in securities denominated in foreign currencies, the Indian Rupee equivalent of the net assets, distributions and income may be adversely affected by changes/fluctuations in the value of the foreign currencies relative to the Indian Rupee.

- **Country Risk:**

The Country risk arises from the inability of a country, to meet its financial obligations. It is the risk encompassing economic, social and political conditions in a foreign country, which might adversely affect foreign investors' financial interests.

- **Risks associated with investing in Equities**

- a. Investments in the equity shares of the Companies constituting the Underlying Index are subject to price fluctuation on daily basis. The volatility in the value of equity is due to various micro and macro-economic factors like economic and political developments, changes in interest rates, etc. affecting the securities markets. This may have adverse impact on individual securities/sector and consequently on the NAV of Scheme.
- b. The Scheme would invest in the securities comprising the Underlying Index in the same proportion as the securities have in the Index. Hence, the risk associated with the corresponding Underlying Index would be applicable to the Scheme. The Underlying Index has its own criteria and policy for inclusion/exclusion of securities from the Index, its maintenance thereof and effecting corporate actions. The Fund would invest in the securities of the Index regardless of investment merit, research, without taking a view of the market and without adopting any defensive measures. The Fund would not select securities in which it wants to invest but is guided by the Underlying Index. As such the Scheme is not actively managed but is passively managed.

- c. **Risks of Total Return**

Dividends are assumed to be reinvested into the S&P 500 Index after the ex-dividend date of the constituents. However in practice, the dividend is received with a lag. This can lead to some tracking error.

- **Market Risk**

The Scheme's NAV will react to stock market movements. The value of investments in the scheme may go down over a short or long period due to fluctuations in Scheme's NAV in response to factors such as performance of companies whose stock comprises the underlying portfolio, economic and political developments, changes in government policies, changes in interest rates, inflation and other monetary factors causing movement in prices of underlying investments.

- **Concentration risk**

This is the risk arising from over exposure to few securities/issuers/sectors.

- **Passive Investments**

The Scheme is not actively managed. Since the Scheme is linked to index, it may be affected by a general decline in the Indian markets relating to its underlying index. The Scheme as per its investment objective invests in Securities which are constituents of its underlying index regardless of their investment merit. The AMC does not attempt to individually select stocks or to take defensive positions in declining markets.

- **Right to Limit Redemptions**

The Trustee, in the general interest of the unit holders of the Scheme offered under this SID and keeping in view of the unforeseen circumstances/unusual market conditions, may limit the total

number of Units which can be redeemed on any Business Day subject to the guidelines/circulars issued by the Regulatory Authorities from time to time.

- **Risk Factors relating to Portfolio Rebalancing**

In the event that the asset allocation of the Scheme deviates from the ranges as provided in the asset allocation table in this SID, then the Fund Manager will rebalance the portfolio of the Scheme to the position indicated in the asset allocation table. However, if market conditions do not permit the Fund Manager to rebalance the portfolio of the Scheme then the AMC would notify the Board of the Trustee Company and the Investment Committee of the AMC with appropriate justifications.

- **Index Fund**

The Scheme being an index scheme follows a passive investment technique and shall only invest in Securities comprising one selected index as per investment objective of the Scheme. The Fund Manager would invest in the Securities comprising the underlying index irrespective of the market conditions. If the Securities market declines, the value of the investment held by the Scheme shall decrease.

### **Risks Associated with Debt & Money Market Instruments**

- **Price-Risk or Interest-Rate Risk:** Fixed income securities such as bonds, debentures and money market instruments run price-risk or interest-rate risk. Generally, when interest rates rise, prices of existing fixed income securities fall and when interest rates drop, such prices increase. The extent of fall or rise in the prices is a function of the existing coupon, days to maturity and the increase or decrease in the level of interest rates.
- **Credit Risk**  
Credit Risk means that the issuer of a security may default on interest payments or even paying back the principal amount on maturity. (i.e. the issuer may be unable to make timely principal and interest payments on the security). Even where no default occurs, the prices of security may go down because the credit rating of an issuer goes down. It must be, however, noted that where the Scheme has invested in Government securities, there is no risk to that extent.
- **Liquidity or Marketability Risk:** This refers to the ease with which a security can be sold at or near to its valuation yield-to-maturity (YTM). The primary measure of liquidity risk is the spread between the bid price and the offer price quoted by a dealer. Liquidity risk is today characteristic of the Indian fixed income market.
- **Reinvestment Risk:** Investments in fixed income securities may carry reinvestment risk as interest rates prevailing on the interest or maturity due dates may differ from the original coupon of the bond. Consequently, the proceeds may get invested at a lower rate.
- **Pre-payment Risk:** Certain fixed income securities give an issuer the right to call back its securities before their maturity date, in periods of declining interest rates. The possibility of such prepayment may force the fund to reinvest the proceeds of such investments in securities offering lower yields, resulting in lower interest income for the fund.

- **Spread Risk:** In a floating rate security the coupon is expressed in terms of a spread or mark up over the benchmark rate. In the life of the security this spread may move adversely leading to loss in value of the portfolio. The yield of the underlying benchmark might not change, but the spread of the security over the underlying benchmark might increase leading to loss in value of the security.
- Different types of securities in which the scheme would invest as given in the SID carry different levels and types of risk. Accordingly the scheme's risk may increase or decrease depending upon its investment pattern. E.g. corporate bonds carry a higher amount of risk than Government securities. Further even among corporate bonds, bonds, which are AA rated, are comparatively more risky than bonds, which are AAA rated.
- **Risks associated with Segregated portfolio:**  
The AMC / Trustee shall decide on creation of segregated portfolio of the Scheme in case of a credit event/actual default at issuer level. Accordingly, Investor holding units of segregated portfolio may not be able to liquidate their holding till the time recovery of money from the issuer. The Security comprised of segregated portfolio may not realise any value. Further, Listing of units of segregated portfolio in recognised stock exchange does not necessarily guarantee their liquidity. There may not be active trading of units in the stock market. Further trading price of units on the stock market may be significantly lower than the prevailing NAV.
- **Risks associated with investing in Tri-Party Repos Segments**  
The mutual fund is a member of securities and Tri-Party Repos segments of the Clearing Corporation of India (CCIL). All transactions of the mutual fund in government securities and in Tri-Party Repos segments are settled centrally through the infrastructure and settlement systems provided by CCIL; thus reducing the settlement and counterparty risks considerably for transactions in the said segments. The members are required to contribute an amount as communicated by CCIL from time to time to the default fund maintained by CCIL as a part of the default waterfall (a loss mitigating measure of CCIL in case of default by any member in settling transactions routed through CCIL). The mutual fund is exposed to the extent of its contribution to the default fund of CCIL at any given point in time. In the event that the default waterfall is triggered and the contribution of the mutual fund is called upon to absorb settlement/default losses of another member by CCIL, the scheme may lose an amount equivalent to its contribution to the default fund allocated to the scheme on a pro-rata basis.
- **Risks associated with Securities Lending**  
Securities Lending is a lending of securities through an approved intermediary to a borrower under an agreement for a specified period with the condition that the borrower will return equivalent securities of the same type or class at the end of the specified period along with the corporate benefits accruing on the securities borrowed.

In case the Scheme undertakes stock lending as prescribed in the Regulations, it may, at times be exposed to counter party risk and other risks associated with the securities lending. Unitholders of the Scheme should note that there are risks inherent to securities lending, including the risk of failure of the other party, in this case the approved intermediary, to comply with the terms of the agreement entered into between the lender of securities i.e. the Scheme and the approved intermediary. Such failure can result in the possible loss of rights to the collateral put up by the borrower of the securities, the inability of the approved intermediary to return the securities deposited by the lender and the

possible loss of any corporate benefits accruing to the lender from the securities lent. The Fund may not be able to sell such lent securities and this can lead to temporary illiquidity.

- **Tracking Error Risk**

The Fund Manager would not be able to invest the entire corpus exactly in the same proportion as in the underlying index due to certain factors such as the fees and expenses of the Scheme, corporate actions, cash balance and changes to the underlying index and regulatory restrictions, lack of liquidity which may result in Tracking Error. Hence it may affect AMC's ability to achieve close correlation with the underlying index of the Scheme. The Scheme's returns may therefore deviate from its underlying index. "Tracking Error" is defined as the standard deviation of the difference between daily returns of the underlying index and the NAV of the Scheme. The Fund Manager would monitor the Tracking Error of the Scheme on an ongoing basis and would seek to minimize the Tracking Error to the maximum extent possible. There can be no assurance or guarantee that the Scheme will achieve any particular level of Tracking Error relative to performance of the underlying Index.

- **Trading through mutual fund trading platforms of BSE and/ or NSE**

In respect of transaction in Units of the Scheme through BSE and/ or NSE, allotment and redemption of Units on any Business Day will depend upon the order processing/settlement by BSE and/ or NSE and their respective clearing corporations on which the Mutual Fund has no control.

### **Risk Control**

Risk is an inherent part of the investment function. Effective Risk management is critical to fund management for achieving financial soundness. Investment by the Scheme would be made as per the investment objective of the Scheme and in accordance with SEBI Regulations. AMC has adequate safeguards to manage risk in the portfolio construction process. Risk control would involve managing risk in order to keep in line with the investment objective of the Scheme. The risk control process would include identifying the risk and taking proper measures for the same. The system has incorporated all the investment restrictions as per the SEBI guidelines and enables identifying and measuring the risk through various risk management tools like various portfolio analytics, risk ratios, average duration and analyses the same and acts in a preventive manner.

## **PLANS AND OPTIONS**

The Scheme offers two Plans: Regular Plan and Direct Plan

Direct Plan is for investors who purchase/subscribe units in a Scheme directly with the Fund or through RIA and is not routed through a Distributor (AMFI Registered Distributor/ARN Holder). Direct Plan will have a lower expense ratio excluding distribution expenses, commission for distribution of Units etc.

There will be no separate portfolio for Direct Plan and Regular Plan.

Each Plan offers Growth Option

### **(a) Growth Option:**

Under this Option, dividend will not be declared. Income/profits received/earned on the Scheme's corpus would be accumulated by the Fund as capital accretion & will remain invested in the Scheme and will be reflected in the Net Asset Value (NAV) of Units under this Option.

The AMC reserves the right to introduce/discontinue further Plans / Options as and when deemed fit.

### **DEFAULT PLAN/OPTION**

Investors subscribing Units under Direct Plan of a Scheme should indicate “Direct Plan” against the Scheme name in the application form. Investors should also mention “Direct” in the ARN column of the application form. The table showing various scenarios for treatment of application under “Direct/Regular” Plan is as follows:

<b>Scenario</b>	<b>Broker Code mentioned by the investor</b>	<b>Plan mentioned by the investor</b>	<b>Default Plan to be captured</b>
1	Not mentioned	Not mentioned	Direct
2	Not mentioned	Direct	Direct
3	Not mentioned	Regular	Direct
4	Mentioned	Direct	Direct
5	Direct	Not Mentioned	Direct
6	Direct	Regular	Direct
7	Mentioned	Regular	Regular
8	Mentioned	Not Mentioned	Regular

In cases of wrong/ invalid/ incomplete ARN code mentioned on the application form, the application will be processed under Regular Plan. The AMC shall contact and obtain the correct ARN code within 30 calendar days of the receipt of application form from the investor/ distributor. In case, the correct code is not received within 30 calendar days, the AMC shall reprocess the transaction under Direct Plan from the date of application without any exit load, if applicable.

If the investor does not clearly specify the choice of option at the time of investing, it will be deemed that the investor has opted for Growth option and in case he does not specify payout/re-investment under Dividend option, it will be deemed to be dividend re-investment.

### **APPLICABLE NAV**

#### **For subscriptions / purchases / switch- ins for an amount less than Rs. 2,00,000 (Rs. Two lakh only)**

For Purchases including switch-ins:

- In respect of valid applications received by 3.00 p.m. by the Fund along with a local cheque or a demand draft payable at par at the Official Point(s) of Acceptance where the application is received, the closing NAV of the day on which application is received shall be applicable.
- In respect of valid applications received after 3.00 p.m. by the Fund along with a local cheque or a demand draft payable at par at the Official Point(s) of Acceptance where the application is received, the closing NAV of the following Business Day shall be applicable.
- In respect of valid applications with an outstation cheques or demand drafts not payable at par at the Official Points of Acceptance where the application is received, the closing NAV of day on which the cheque or demand draft is credited shall be applicable.



**For subscriptions / purchases / switch- ins amount equal to or greater than Rs. 2,00,000 (Rs. Two lakh only)**

- i. In respect of valid applications received for an amount equal to or more than Rs. 2 lakh upto 3.00 p.m. at the Official Point(s) of Acceptance and where the funds for the entire amount of subscription / purchase/switch-ins as per the application are credited to the bank account of the Scheme before the cut-off time i.e. available for utilization before the cut-off time- the closing NAV of the day shall be applicable.
- ii. In respect of valid applications received for an amount equal to or more than Rs. 2 lakh after 3.00 p.m. at the Official Point(s) of Acceptance and where the funds for the entire amount of subscription / purchase as per the application are credited to the bank account of the Scheme before the cut-off time of the next Business Day i.e. available for utilization before the cut-off time of the next Business Day - the closing NAV of the next Business Day shall be applicable.
- iii. Irrespective of the time of receipt of applications for an amount equal to or more than Rs. 2 lakh at the Official Point(s) of Acceptance, where the funds for the entire amount of subscription/purchase/switch-ins as per the application are credited to the bank account of the Scheme before the cut-off time on any subsequent Business Day i.e. available for utilization before the cut-off time on any subsequent Business Day - the closing NAV of such subsequent Business Day shall be applicable.

It is clarified that all multiple applications for investment at the Unit holders' PAN and holding pattern level in a Scheme (irrespective of amount or the plan/option/sub-option) received on the same Business Day, will be aggregated to ascertain whether the total amount equals to Rs. 2 lakh or more and to determine the applicable Net Asset Value. Transactions in the name of minor received through guardian will not be aggregated with the transaction in the name of same guardian. The criteria for aggregation of multiple transactions shall be as decided by the AMC at its sole discretion from time to time.

For investments of an amount equal to or more than Rs. 2 lakh through systematic investment routes such as Systematic Investment Plan (SIP), Systematic Transfer Plan (STP) the units will be allotted as per the closing NAV of the day on which the funds are available for utilization by the target scheme.

In case funds are received on separate days and are available for utilization on different Business Days before the cut off time, the applicable NAV shall be of the Business Days on which the cleared funds are available for utilization for the respective application amount.

**For Redemption/ Repurchases/Switch out**

- i. In respect of valid application accepted at an Official Points of Acceptance up to 3 p.m. on a Business Day by the Fund, the closing NAV of that day will be applicable.
- ii. In respect of valid application accepted at an Official Point of Acceptance after 3 p.m. on a Business Day by the Fund, the closing NAV of the next Business Day will be applicable.

**Transaction through online facilities/ electronic mode:**

The time of transaction done through various online facilities/electronic modes offered by the AMC, for the purpose of determining the applicability of NAV, would be the time when the request of purchase/redemption/switch/SIP/STP of units is received on the servers of AMC/RTA as per terms and conditions of such facilities.

In case of a time lag between the amount of subscription being debited to the investor's bank account and the subsequent credit into the Scheme's bank account, the applicability of NAV for transactions where NAV is to be applied based on actual realization of funds by the Scheme, may be impacted. The AMC/its bankers/ its service providers would not be liable for any such delay/lag and consequent pricing of units.

Transaction through Stock Exchange:

With respect to investors who transact through the stock exchange, Applicable NAV shall be reckoned on the basis of the time stamping as evidenced by confirmation slip given by stock exchange mechanism.

**Methodology and illustration of sale and repurchase price of Units**

**a) Methodology of calculating sale price**

The price or NAV, an investor is charged while investing in an open-ended scheme is called sale or subscription price. Pursuant to SEBI Circular dated June 30, 2009, no entry load will be charged by the scheme to the investors. Therefore, Sale or Subscription price = Applicable NAV (for respective plan and option of the scheme)

Example: An investor invests Rs.10,000/- and the current NAV is Rs. 10/- then the purchase price will be Rs.10/- and the investor receives  $10,000/10 = 1000$  units.

**b) Methodology of calculating repurchase price of Units**

Repurchase or redemption price is the price or NAV at which an open-ended scheme purchases or redeems its units from the investors. It may include exit load, if applicable. The exit load, if any, shall be charged as a percentage of Net Assets Value (NAV) i.e. applicable load as a percentage of NAV will be deducted from the "Applicable NAV" to calculate the repurchase price. Therefore, Repurchase or Redemption Price = Applicable NAV  $\times$  (1 - Exit Load, if any)

Example: If the Applicable NAV is Rs. 10 and a 2% Exit Load is charged, the Redemption Price per Unit will be calculated as follows: = Rs. 10  $\times$  (1-0.02) = Rs. 10  $\times$  (0.98) = Rs. 9.80.

**MINIMUM APPLICATION AND REDEMPTION AMOUNT**

**Minimum Application Amount:**

**For Lumpsum:** Rs. 500/- and in multiples of Re. 1/- thereafter.

**For Systematic Investment Plan (SIP):**

SIP Frequency	Minimum Installment Amount	Number of Instalments	Choice of Day/Date
Weekly	Rs. 500/- and multiple of Re. 1/- thereafter	Minimum – 12 Maximum – No Limit	Any day of the week from Monday to Friday
Fortnightly	Rs. 500/- and multiple of Re. 1/- thereafter	Minimum – 12 Maximum – No Limit	1st -14th, 7th - 21st and 14th - 28th
Monthly	Rs. 500/- and multiple of	Minimum – 12	Any day of the month except 29th,

*NFO KIM of Motilal Oswal S&P 500 Index Fund (MOFSP500)*

	Re. 1/- thereafter	Maximum – No Limit	30th or 31st
Quarterly	Rs. 1,500/- and multiple of Re. 1/- thereafter	Minimum – 4 Maximum – No Limit	Any day of the month for each quarter (i.e. January, April, July, October) except 29th, 30th or 31st
Annual	Rs. 6,000/- and multiple of Re. 1/- thereafter	Minimum – 1 Maximum – No Limit	Any day or date of his/her preference

In case the SIP date is not specified or in case of ambiguity, the SIP transaction will be processed on 7th of the every month in which application for SIP registration was received and if the end date is not specified, SIP will continue till it receives termination notice from the investor. In case, the date fixed happens to be a holiday / non-business day, the same shall be affected on the next business day. No Post Dated cheques would be accepted for SIP.

In case SIP frequency not specified default frequency would be monthly.

**Minimum Additional Amount:** Rs. 500/- and in multiples of Re. 1/- thereafter.

**Minimum Redemption Amount:** Minimum of Rs. 500/- and in multiples of Re. 1/- thereafter or account balance whichever is lower.

#### DESPATCH OF REPURCHASE (REDEMPTION) REQUEST

Within 10 working days of the receipt of the redemption request at the authorised centre of the Motilal Oswal Mutual Fund.

#### BENCHMARK INDEX

S&P 500 Index TRI

Note: Total Return variant of the index (TRI) will be used for performance comparison.

#### NAME AND TENURE OF THE FUND MANAGER

Name and Designation of the fund manager	Age and Qualification	Other schemes managed by the fund manager and tenure of managing the schemes	Experience
<b>Mr. Herin Visaria</b>  Fund Manager – (For Foreign Securities)	<b>Age:</b> 32 years  <b>Qualification:</b> Bachelor Of Commerce from Mumbai University	<b>Fund Manager -</b> Motilal Oswal Nasdaq 100 ETF and Foreign Securities under Motilal Oswal Multicap 35 Fund	Mr. Herin has over 11 years of overall experience. He was associated with Motilal Oswal Securities Limited in Institutional Derivatives Research from Jan 2008 to Nov 2013, Religare Capital

*NFO KIM of Motilal Oswal S&P 500 Index Fund (MOFSP500)*

			Markets Ltd in Institutional Derivatives Dealing from Dec 2013 to Aug 2017 & with Bank of Baroda Capital Markets Ltd. in Institutional Sales Trading from Sep 2017 to Mar 2018.
<b>Mr. Abhiroop Mukherjee</b>  Fund Manager – (For Debt Component)	<b>Age:</b> 36 years  <b>Qualification:</b> B.Com (Honours) and PGDM (Finance)	<b>Fund Manager -</b> Motilal Oswal Ultra Short Term Fund and Motilal Oswal Liquid Fund  <b>Fund Manager – Debt Component</b>  Motilal Oswal Focused 25 Fund, Motilal Oswal Midcap 30 Fund, Motilal Oswal Multicap 35 Fund, Motilal Oswal Long Term Equity Fund, Motilal Oswal Dynamic Fund and Motilal Oswal Nasdaq Fund of Fund and Motilal Oswal Equity Hybrid Fund	Abhiroop has over 11 years of experience in the Fixed Income Securities trading and fund management. <ul style="list-style-type: none"> <li>• Motilal Oswal Asset Management Company Ltd. - Associate Vice President - Fixed Income from May 2011 onwards</li> <li>• PNB Gilts Ltd. - Assistant Vice President - Fixed Income from April 2007 to May 2011</li> </ul>

#### NAME OF TRUSTEE COMPANY

Motilal Oswal Trustee Company Ltd.

#### PERFORMANCE OF THE SCHEME

This Scheme is a new scheme and does not have any performance track record.

#### ADDITIONAL DISCLOSURES AS PER SEBI CIRCULAR DATED MARCH 18, 2016

##### A. Scheme's Portfolio Holdings

This Scheme is a new scheme and hence the same is not applicable.

---

*NFO KIM of Motilal Oswal S&P 500 Index Fund (MOFSP500)*

## B. Sector Allocation of the Scheme

This Scheme is a new scheme and hence the same is not applicable.

## C. Scheme's Portfolio Turnover Ratio

This Scheme is a new scheme and hence the same is not applicable.

## D. Illustration of impact of expense ratio on returns of the Scheme

Particulars	Amount (Rs.)
Invested amount (Rs)	10,000
Annualised scheme performance	10%
Net Assets before expenses (Rs)	11,000
Annualised expense ratio	1.00%
Net Assets after expenses (Rs)	10,890
Returns on invested amount before expenses (Rs)	1,000
Returns on invested amount after expenses (Rs)	890
Returns on invested amount before expenses (%)	10.00%
Returns on invested amount after expenses (%)	8.90%

Please Note:

- The purpose of the above illustration is purely to explain the impact of expense ratio charged to the Scheme and should not be construed as providing any kind of investment advice or guarantee of returns on investments.
- It is assumed that the expenses charged are evenly distributed throughout the year. The expenses of the Direct Plan under the Scheme may vary with that of the Regular Plan under the Scheme.
- Calculations are based on assumed NAVs, and actual returns on your investment may be more, or less.
- Any tax impact has not been considered in the above example, in view of the individual nature of the tax implications. Each investor is advised to consult his or her own financial advisor.

## E. Investment Disclosure

The aggregate investment in the Scheme by the following person is as follows:

Categories	Amount (Rs.)
Directors of AMC	Not Applicable
Fund Manager of the Scheme	Not Applicable
Other Key Managerial Personnel	Not Applicable
Investment by Sponsor, Group and Associates	Not Applicable

---

*NFO KIM of Motilal Oswal S&P 500 Index Fund (MOFSP500)*

## EXPENSES OF THE SCHEME

### (1) Load Structure:

Type of load	Load Chargeable (as %age of NAV)
Entry	NIL
Exit	1% - If redeemed on or before 3 months from the date of allotment. Nil- If redeemed after 3 months from the date of allotment.

The investor is requested to check the prevailing load structure of the Scheme before investing.

### (2) Recurring Expenses:

These are the fees and expenses for operating the Scheme. These expenses include but are not limited to Investment Management and Advisory Fee charged by the AMC, Registrar and Transfer agents' fees & expenses, marketing and selling costs etc.

The AMC has estimated that the following expenses will be charged to the Scheme, as permitted under Regulation 52 of SEBI (MF) Regulations. For the actual current expenses being charged, the investor should refer to the website of the Fund.

The total expenses of the scheme excluding issue or redemption expenses, whether initially borne by the mutual fund or by the asset management company, but including the investment management and advisory fee as per Regulation 52(6) schemes shall not exceed 1.00 per cent of the daily net assets of the scheme as stated below and are subject to inter-se change and may increase/decrease as per actuals, and/or any change in the Regulations:

For more details, also refer to the notes below the table.

Particulars	(% per annum to daily Net Assets)
Investment Management & Advisory Fees	Upto 1.00%
Custodial Fees	
Registrar & Transfer Agent Fees including cost related to providing accounts statement, dividend/redemption cheques/warrants etc.	
License fees / listing fees and other such expenses	
Cost towards investor education & awareness (at least 2 bps)	
Brokerage & transaction cost over and above 12 bps and 5 bps for cash and derivative market trades respectively	
Audit Fees / Fees and expenses of trustees	
Marketing & Selling Expenses	
Other expenses*	
<b>Maximum total expense ratio (TER) permissible under Regulation 52 (6)</b>	<b>Upto 1.00%</b>
Additional expenses under regulation 52 (6A) (c)	Upto 0.05%
Additional expenses for gross new inflows from specified cities under Regulation 52 (6A)(b)#	Upto 0.30%

---

*NFO KIM of Motilal Oswal S&P 500 Index Fund (MOFSP500)*

\*Any other expenses which are directly attributable to the Scheme, may be charged with approval of the Trustee within the overall limits as specified in the Regulations except those expenses which are specifically prohibited.

#Additional TER will be charged based on inflows only from retail investors\$ (other than Corporates and Institutions) from B 30 cities.

\$ As per SEBI Circular dated March 25, 2019, it has been decided that inflows of amount upto Rs. 2,00,000/- per transaction, by the individual investors shall be considered as inflows from retail investors.

All scheme related expenses including commission paid to distributors, by whatever name it may be called and in whatever manner it may be paid, shall necessarily be paid from the scheme only within the regulatory limits and not from the books of the Asset Management Companies (AMC), its associate, sponsor, trustee or any other entity through any route. Provided that the expenses that are very small in value but high in volume may be paid out of AMC's books. Such expenses can be paid out of AMC's books at actuals or not exceeding 2 bps of respective scheme AUM, whichever is lower

However, the upfront trail commission shall be paid from AMC's books for inflows through SIPs from new investors as per the applicable regulations. The said commission shall be amortized on daily basis to the scheme over the period for which the payment has been made. A complete audit trail of upfront of trail commissions from the AMC's books and amortization of the same to scheme(s) thereafter shall be made available for inspection. The said commission should be charged to the scheme as 'commissions and should also account for computing the TER differential between regular and direct plans in each scheme.

The expenses towards Investment Management and Advisory Fees under Regulation 52 (2) and the various sub-heads of recurring expenses mentioned under Regulation 52 (4) of SEBI (MF) Regulations will be charged in line with SEBI Mutual Fund Regulations. Thus, there shall be no internal sub-limits within the expense ratio for expense heads mentioned under Regulation 52 (2) and (4) respectively. Further, the additional expenses under Regulation 52(6A)(c) shall also be incurred towards any of the expense heads mentioned in the above regulation.

The purpose of the above table is to assist the investor in understanding the various costs & expenses that the investor in the Scheme will bear directly or indirectly. These estimates have been made in good faith as per the information available to the AMC and the above expenses (including investment management and advisory fees) are subject to inter-se change and may increase/decrease as per actual and/or any change in the Regulations, as amended from time to time.

All fees and expenses charged in a direct plan (in percentage terms) under various heads including the investment and advisory fee shall not exceed the fees and expenses charged under such heads in a regular plan. The TER of the Direct Plan will be lower to the extent of the distribution expenses/commission which is charged in the Regular Plan and no commission for distribution of Units will be paid / charged under the Direct Plan.

In addition to expenses under Regulation 52(6) and (6A), AMC may charge GST on investment and advisory fees, expenses other than investment and advisory fees and brokerage and transaction cost as below:

---

*NFO KIM of Motilal Oswal S&P 500 Index Fund (MOFSP500)*

1. GST on investment and advisory fees charged to the scheme will be in addition to the maximum limit of TER as prescribed in regulation 52 (6) of the SEBI Regulations.
2. GST on expenses other than investment and advisory fees, if any, shall be borne by the scheme within the maximum limit of TER as per regulation 52 of the SEBI Regulations.
3. GST on brokerage and transaction cost paid for execution of trade, if any, shall be within the limit prescribed under regulation 52 of the SEBI Regulations.

In addition to the limits as specified in Regulation 52(6) of SEBI (Mutual Funds) Regulations 1996 or the Total Recurring Expenses (Total Expense Limit) as specified above, the following costs or expenses may be charged to the scheme:

Additional TER can be charged up to 30 basis points on daily net assets of the scheme as per regulation 52 of SEBI (Mutual Funds) Regulations, 1996 (hereinafter referred to as Regulations), if the new inflows from beyond top 30 cities are at least (a) 30% of gross new inflows in the scheme or (b) 15% of the average assets under management (year to date) of the scheme, whichever is higher. Provided that expenses charged under this clause shall be utilised for distribution expenses incurred for bringing inflows from such cities

In case inflows from beyond top 30 cities is less than the higher of (a) or (b) above, additional TER on daily net assets of the scheme shall be charged as follows:

$$\frac{\text{Daily net assets} \times 30 \text{ basis points} \times \text{New inflows from beyond top 30 cities}}{365 \times \text{Higher of (a) or (b) above}}$$

\* 366, wherever applicable.

The top 30 cities shall mean top 30 cities based on Association of Mutual Funds in India (AMFI) data on 'AUM by Geography – Consolidated Data for Mutual Fund Industry' as at the end of the previous financial year.

The additional TER on account of inflows from beyond top 30 cities so charged shall be clawed back in case the same is redeemed within a period of 1 year from the date of investment.

Mutual funds/AMCs shall make complete disclosures in the half yearly report of Trustees to SEBI regarding the efforts undertaken by them to increase geographical penetration of mutual funds and the details of opening of new branches, especially at locations beyond top 30 cities.

Any expenditure in excess of the limits specified in the SEBI Regulations shall be borne by the AMC.

The Mutual Fund would update the current expense ratios on the website ([www.motilaloswalmf.com](http://www.motilaloswalmf.com)) atleast three working days prior to the effective date of the change. Investors can refer to "Total Expense Ratio" section on <https://www.motilaloswalmf.com/downloads/mutual-fund/totalexpensratio> for Total Expense Ratio (TER) details.

#### **WAIVER OF LOAD FOR DIRECT APPLICATIONS**

Not Applicable

---

*NFO KIM of Motilal Oswal S&P 500 Index Fund (MOFSP500)*



## **TAX TREATMENT FOR THE INVESTORS (UNITHOLDERS)**

Motilal Oswal Mutual Fund is a Mutual Fund registered with SEBI and is governed by the provisions of Section 10(23D) of the Income Tax Act, 1961. Accordingly, any income of a fund set up under a scheme of a SEBI registered mutual fund is exempt from tax. The following information is provided only for general information purposes and is based on the Mutual Fund's understanding of the Tax Laws as of this date of Document. Investors / Unitholders should be aware that the relevant fiscal rules or their explanation may change. There can be no assurance that the tax position or the proposed tax position will remain same. In view of the individual nature of tax benefits, each investor is advised to consult his or her own tax consultant with respect to the specific tax implications arising out of their participation in the Scheme.

The below taxation shall be applicable w.e.f. 1st April 2020.

<b>Particulars</b>	<b>Debt Oriented Fund</b>	
	<b>Resident Investor</b>	<b>Mutual Fund</b>
Dividend Income	Slab rate (Applicable Rate)	Nil
Long Term Capital Gains <sup>#</sup>	20% with indexation	Nil
Short Term Capital Gains	Slab rate (Applicable Rate)	Nil
Tax on dividend distributed to unit holders	Slab rate	Nil

<sup>#</sup>*Excluding Cess and Surcharge*

### **Please note:**

W.e.f. April 1, 2020, Mutual fund shall be required to deduct TDS at 10% only on dividend payment (Above Rs 5000) & no tax shall be required to be deducted by the mutual fund on income which is in the nature of capital gain.

## **DAILY NET ASSET VALUE (NAV) PUBLICATION**

Mutual Funds/ AMCs shall prominently disclose the NAVs of all schemes under a separate head on their respective website and on the website of Association of Mutual Funds in India (AMFI). Further, Mutual Funds/ AMCs shall extend facility of sending latest available NAVs to investors through SMS, upon receiving a specific request in this regard.

## **FOR INVESTOR GRIEVANCES PLEASE CONTACT**

<b>Registrar</b>	<b>Motilal Oswal Mutual Fund</b>
<b>Kfin Technologies Pvt. Ltd</b> Karvy Selenium, Tower- B, Plot No. 31 &	<b>Mr. Jamin Majethia - Investor Relation Officer</b> 10 <sup>th</sup> Floor, Motilal Oswal Tower,

*NFO KIM of Motilal Oswal S&P 500 Index Fund (MOFSP500)*

32., Financial District, Nanakramguda, Serilingampally Mandal, Hyderabad, 500032, India Tel: +91 40 33211000, 67162222 Toll Free No: 18004254034/35 Email ID: <a href="mailto:Motilal.karvy@karvy.com">Motilal.karvy@karvy.com</a> Website: <a href="http://www.karvymfs.com">www.karvymfs.com</a>	Rahimtullah Sayani Road, Opp. Parel ST Depot, Prabhadevi, Mumbai – 400 025 <b>Tel No.:</b> Tel No.:+91 8108622222 and +91 2240548002 <b>Fax No.:</b> 022 38464120 <b>Email Id:</b> <a href="mailto:mfservice@motilaloswal.com">mfservice@motilaloswal.com</a>
--	---

Investor may also approach the Compliance Officer / CEO of the AMC. The details including, inter-alia, name & address of Compliance Officer & CEO, their e-mail addresses and telephone numbers are displayed at each offices of the AMC.

#### UNITHOLDERS INFORMATION

Under Regulation 36(4) of SEBI (Mutual Funds) Regulations, 1996, the AMC/RTA is required to send consolidated account statement for each calendar month to all the investors in whose folio, transaction has taken place during the month. Further, SEBI vide its circular having ref. no. CIR/MRD/DP/31/2014 dated November 12, 2014, in order to enable a single consolidated view of all the investments of an investor in Mutual Fund and securities held in demat form with Depositories has required Depositories to generate and dispatch a single consolidated account statement for investors having mutual fund investments and holding demat accounts.

In view of the said requirements, the account statements for transactions in units of the Fund by investors will be dispatched to the investors in following manner:

#### **I. Investors who do not hold Demat Account**

Further, on acceptance of application for subscription, an allotment confirmation specifying the number of Units allotted will be sent by way of e-mail and/or SMS to the applicant's registered e-mail address and/or mobile number within five Business Days from the date of receipt of transaction request from the unit holder(s).

The AMC shall send first account statement for a new folio separately with all details registered in the folio by way of a physical account statement and/or an email to the investor's registered address / e-mail address not later than five business days from the date of receipt of subscription request from the unit holder

Consolidated Account Statements (CAS) based on PAN of the holders, shall be sent by AMC/ RTA to investors not holding demat account, for each calendar month within 10th day of the succeeding month to the investors in whose folios, transactions have taken place during that month.

CAS shall be sent by AMC/RTA every half yearly (September/ March), on or before 10th day of succeeding month, detailing holding at the end of the six month, to all such investors in whose folios there have been no transactions during that period.

It may be noted that Account statement is a non-transferable document.

## II. Investors who hold Demat Account

On acceptance of application for subscription, an allotment confirmation Specifying the number of Units allotted will be sent by way of e-mail and/or SMS to the applicant's registered e-mail address and/or mobile number within five Business Days from the date of receipt of transaction request from the unit holder(s).

Consolidated Account Statements (CAS) based on PAN of the holders, shall be sent by Depositories to investors holding demat account, for each calendar month within 10th day of the succeeding month to the investors in whose folios, transactions have taken place during that month.

CAS shall be sent by Depositories every half yearly (September/March), on or before 10th day of succeeding month, detailing holding at the end of the six month, to all such investors in whose folios and demat accounts there have been no transactions during that period.

In case of demat accounts with nil balance and no transactions in securities and in mutual fund folios, the depository shall send account statement in terms of regulations applicable to the depositories.

CAS sent by Depositories is a statement containing details relating to all financial transactions made by an investor across all mutual funds viz. purchase, redemption, switch, dividend payout, dividend reinvestment, systematic investment plan, systematic withdrawal plan, systematic transfer plan, bonus etc. (including transaction charges paid to the distributor) and transaction in dematerialised securities across demat accounts of the investors and holding at the end of the month.

**Note:** Investors will have an option not to receive CAS through Depositories. Such Investors will be required to provide negative consent to the Depositories. Investors who have opted not to receive CAS through Depositories will continue to receive CAS from AMC/ the Fund.

Following provisions shall be applicable to CAS sent through AMC/RTA and CAS sent through depositories:

- i. Investors are requested to note that for folios which are not included in the CAS, AMC shall henceforth issue monthly account statement to the unit holders, pursuant to any financial transaction in such folios; the monthly statement will be sent on or before 10th day of succeeding month. Such statements shall be sent in physical form if no email id is provided in the folio. In case of a New Fund Offer Period (NFO), the AMC shall send confirmation specifying the number of units allotted to the applicant by way of a physical account statement or an email and/or SMS's to the investor's registered address and/or mobile number not later than five business days from the date of closure of the NFO.
- ii. The statement sent within the time frame mentioned above is provisional and is subject to realisation of payment instrument and/or verification of documents, including the application form, by the RTA/AMC.
- iii. In the event the folio/demat account has more than one registered holder, the first named Unit holder/Account holder shall receive the CAS (AMC/RTA or Depository). For the purpose of CAS (AMC/RTA or Depository), common investors across mutual funds/depositories shall be identified

on the basis of PAN. Consolidation shall be based on the common sequence/order of investors in various folios/demat accounts across mutual funds / demat accounts across depository participants.

- iv. Investors whose folio(s)/demat account(s) are not updated with PAN shall not receive CAS. Investors are therefore requested to ensure that their folio(s)/demat account(s) are updated with PAN.
- v. For Unit Holders who have provided an e-mail address in KYC records, the CAS will be sent by e-mail.
- vi. The Unit Holder may request for a physical account statement by writing to/calling the AMC/RTA. In case of a specific request received from the unit holders, the AMC/RTA shall provide the account statement to the unit holders within 5 business days from the receipt of such request.
- vii. Account Statements shall not be construed as proof of title and are only computer printed statements indicating the details of transactions under the Schemes during the current financial year and giving the closing balance of Units for the information of the Unit Holder.
- viii. Unit Certificates will be sent, if an applicant so desires, within 5 Business Days of the receipt of a request for the certificate. Unit Certificates will not be issued for any fractional Units entitlement. The AMC shall, on production of instrument of transfer together with relevant unit certificates, register the transfer and return the unit certificate to the transferee within thirty days from the date of such production.
- ix. Units held, in the form of Account Statement are non-transferable. The Trustee reserves the right to make the Units held in the form of Account Statement transferable at a later date subject to SEBI (MF) Regulations issued from time to time.
- x. In case an investor has multiple accounts across two Depositories, the depository with whom the account has been opened earlier will be the default Depository.

**For SIP/STP/SWP transactions:**

Account Statement for SIP/STP/SWP will be despatched once every quarter ending March, June, September and December within 10 working days of the end of the respective quarter.

A soft copy of the Account Statement shall be mailed to the investors under SIP/STP/SWP to their e-mail address on a monthly basis, if so mandated.

However, the first Account Statement under SIP/STP/SWP shall be issued within 10 working days of the initial investment/transfer.

In case of specific request received from investors, Mutual Funds shall provide the account statement to the investors within 5 working days from the receipt of such request without any charges.

**Annual Account Statement:**

The Mutual Fund shall provide the Account Statement to the Unitholders who have not transacted during the last six months prior to the date of generation of account statements. The Account Statement shall

---

*NFO KIM of Motilal Oswal S&P 500 Index Fund (MOFSP500)*

reflect the latest closing balance and value of the Units prior to the date of generation of the account statement, The account statements in such cases may be generated and issued along with the Portfolio Statement or Annual Report of the Scheme. Alternately, soft copy of the account statements shall be mailed to the investors' e-mail address, instead of physical statement, if so mandated.

Note: If the investor(s) has/have provided his/their email address in the application form or any subsequent communication in any of the folio belonging to the investor(s), Mutual Fund / Asset Management Company reserves the right to use Electronic Mail (email) as a default mode to send various communication which include account statements for transactions done by the investor(s). The investor shall from time to time intimate the Mutual Fund / its Registrar and Transfer Agents about any changes in the email address.

It may be noted that the primary holder's own email id and mobile no should be provided for speed and ease of communication in a convenient and cost effective manner, and to help prevent fraudulent transactions.

**Monthly and Half yearly Disclosures: Portfolio / Financial Results:**

The Mutual Fund / AMC shall disclose portfolio (along with ISIN) in a user friendly & downloadable spreadsheet format, as on the last day of the month/half year for the scheme(s) on its website ([www.motilaloswalmf.com](http://www.motilaloswalmf.com) and [www.mostshares.com](http://www.mostshares.com)) and on the website of AMFI ([www.amfiindia.com](http://www.amfiindia.com)) within 10 days from the close of each month/half year.

In case of investors whose email addresses are registered with MOMF, the AMC shall send via email both the monthly and half yearly statement of scheme portfolio within 10 days from the close of each month/half year respectively.

The AMC shall publish an advertisement every half-year, in the all India edition of at least two daily newspapers, one each in English and Hindi, disclosing the hosting of the half yearly statement of the schemes portfolio on the AMC's website ([www.motilaloswalmf.com](http://www.motilaloswalmf.com) and [www.mostshares.com](http://www.mostshares.com)) and on the website of AMFI ([www.amfiindia.com](http://www.amfiindia.com)). The AMC shall provide physical copy of the statement of scheme portfolio on specific request received from investors.

**Half yearly Disclosures: Financial Results**

The Mutual Fund shall within one month from the close of each half year, that is on 31<sup>st</sup> March and on 30<sup>th</sup> September, host a soft copy of its unaudited financial results on its website. The mutual fund shall publish an advertisement disclosing the hosting of such financial results on their website, in atleast one English daily newspaper having nationwide circulation and in a newspaper having wide circulation published in the language of the region where the Head Office of the Mutual Fund is situated.

**Annual Report:**

The Mutual Fund / AMC will host the Annual Report of the Schemes on its website ([www.motilaloswalmf.com](http://www.motilaloswalmf.com) and [www.mostshares.com](http://www.mostshares.com)) and on the website of AMFI ([www.amfiindia.com](http://www.amfiindia.com)) not later than four months (or such other period as may be specified by SEBI from time to time) from the date of closure of the relevant accounting year (i.e. 31st March each year).

The Mutual Fund / AMC shall mail the scheme annual reports or abridged summary thereof to those investors whose e-mail addresses are registered with MOMF. The full annual report or abridged summary

shall be available for inspection at the Head Office of the Mutual Fund and a copy shall be made available to the investors on request at free of cost.

Investors who have not registered their e-mail id will have to specifically opt-in to receive a physical copy of the Annual Report or Abridged Summary thereof.

MOMF will publish an advertisement every year in the all India edition of at least two daily newspapers, one each in English and Hindi, disclosing the hosting of scheme wise Annual Report on the AMC website ([www.motilaloswalmf.com](http://www.motilaloswalmf.com)) and [www.mostshares.com](http://www.mostshares.com)) and on the website of AMFI ([www.amfiindia.com](http://www.amfiindia.com)).

### **Product Dashboard**

In accordance with SEBI Circular no. SEBI/HO/IMD/DF2/CIR/P/2016/42 dated March 18, 2016, the AMC has designed and developed the dashboard on their website wherein the investor can access information with regards to scheme's AUM, investment objective, expense ratios, portfolio details and past performance of all the schemes.

### **Special Products / facilities available during the NFO/ONGOING**

The Special Products / Facilities available during the NFO/ONGOING are as follows:

1. Systematic Investment Plan
2. Systematic Transfer Plan
3. Systematic Withdrawal Plan
4. Switching Option
5. NAV Appreciation Facility
6. Motilal Oswal Cash Flow Plan
7. Online Facility
8. Mobile Facility
9. Application through MF utility platform
10. Transaction through Stock Exchange
11. Transaction through electronic mode
12. Through MFSS and/or NMF II facility of NSE and BSE StAR MF facility of BSE
13. Through mobile application of Karvy i.e. 'KFinKart'
14. ASBA
15. Indian Commodity Exchange Ltd (ICEX)

The above Special Products / Facilities are provided in details as follows:

#### **1. Systematic Investment Plan (SIP)**

During Continuous Offer, a Unit holder may enrol for Systematic Investment Plan (SIP) and choose to invest specified sums in the Scheme on periodic basis by giving a single instruction.

SIP allows investors to invest a fixed amount of Rupees on specific dates on periodic basis by purchasing Units of the Scheme at the Purchase Price prevailing at such time.

The terms and conditions for investing in SIP are as follows:

<b>SIP Frequency</b>	<b>Minimum Installment Amount</b>	<b>Number of Installments</b>	<b>Choice of Day/Date</b>
Weekly	Rs. 500/- and multiple of Re. 1/- thereafter	Minimum – 12 Maximum – No Limit	Any day of the week from Monday to Friday
Fortnightly	Rs. 500/- and multiple of Re. 1/- thereafter	Minimum – 12 Maximum – No Limit	1 <sup>st</sup> -14 <sup>th</sup> , 7 <sup>th</sup> - 21 <sup>st</sup> and 14 <sup>th</sup> - 28 <sup>th</sup>
Monthly	Rs. 500/- and multiple of Re. 1/- thereafter	Minimum – 12 Maximum – No Limit	Any day of the month except 29 <sup>th</sup> , 30 <sup>th</sup> or 31 <sup>st</sup>
Quarterly	Rs. 1,500/- and multiple of Re. 1/- thereafter	Minimum – 4 Maximum – No Limit	Any day of the month for each quarter (i.e. January, April, July, October) except 29 <sup>th</sup> , 30 <sup>th</sup> or 31 <sup>st</sup>
Annual	Rs. 6,000/- and multiple of Re. 1/- thereafter	Minimum – 1 Maximum – No Limit	Any day or date of his/her preference

Applicable NAV and cut-off time as prescribed under the Regulation shall be applicable.

In case the SIP date is not specified or in case of ambiguity, the SIP transaction will be processed on 7th of the every month in which application for SIP registration was received and if the end date is not specified, SIP will continue till it receives termination notice from the investor. In case, the date fixed happens to be a holiday / non-business day, the same shall be affected on the next business day. No Post Dated cheques would be accepted for SIP.

In case SIP frequency not specified default frequency would be monthly.

#### Systematic Investment Plan (SIP) @ WhatsApp

This facility enables existing investors to transact through the WhatsApp application to execute purchase transactions of SIP in a simplified manner.

The procedure to transact through WhatsApp is given below:

1. Add our number +91 93722 05812 in your contacts and only if you are existing investor the below steps to be followed

2. Go to your WhatsApp, select the number and type 'Hi' from your registered mobile number
3. From there on the journey is built in such a way that our smart bot will guide Investor to take relevant steps
  - Enter registered PAN
  - Select registered Account Type
  - Select Mode of Payment - Lump sum | SIP
  - Select Fund serial number shown on the image
  - Enter serial number and the Amount
  - Investor would be shown his order to review which contains his selected fund, Amount, encrypted bank a/c, Folio number
  - Disclaimer pertaining to mutual fund shall be displayed
  - Further to the disclaimer a confirmation of the order investor will have to enter the OTP
  - On entering the OTP the Investor is sent a payment link where the Investor goes to his bank account & authorizes payment for the transaction.
  - the investor will receive an encrypted payment link to do his payment.
  - On successful payment the investor would receive the confirmation message.

The Trustee/AMC reserves the right to change/modify the terms and conditions of the SIP.

## 2. Systematic Transfer Plan (STP)

During Continuous Offer, a Unit holder may enrol for Systematic Transfer Plan (STP) and choose to Switch from this Scheme to another Option or Scheme (other than Exchange Traded Funds) of the Mutual Fund, which is available for investment at that time.

This facility enables Unitholders to transfer fixed amount periodically from their Unit holdings in the Scheme (Transferor Scheme) to the other schemes (Transferee Scheme) of the Mutual Fund Scheme.

The terms and conditions for investing in STP are as follows :

Minimum amount per STP installment under weekly/fortnightly/monthly STP	Rs. 500/- and multiple of Re. 1/- thereafter.
Minimum amount per STP installment under Quarterly STP	Rs. 1,500/- and multiple of Re. 1/- thereafter.
No. of STP Instalments a) Minimum  b) Maximum	Six instalments (monthly/weekly/fortnightly) Three instalments (quarterly) No Limit
Periodicity	Weekly/fortnightly/Monthly/ Quarterly

---

*NFO KIM of Motilal Oswal S&P 500 Index Fund (MOFSP500)*



Dates available for STP Facility	1 <sup>st</sup> , 7 <sup>th</sup> , 14 <sup>th</sup> , 21 <sup>st</sup> or 28 <sup>th</sup> of every month.
Applicable NAV and Cut-off time	Applicable NAV and cut-off time as prescribed under the Regulation shall be applicable.

The Trustee/AMC reserves the right to change/modify the terms and conditions of the STP.

### 3. Systematic Withdrawal Plan (SWP)

Investors can use the SWP facility for regular inflows. Withdrawals can be made by informing the AMC or Registrar of the specified withdrawal dates and minimum amount as per the table below. The amount will be converted into units at the applicable repurchase price on that date and will be subtracted from the units with the unit holder. The AMC may close a unit holder's account if the balance falls below the specified minimum amount for the scheme. Unit holders may change the amount indicated in the SWP, subject to the minimum amount specified. The SWP may be terminated on written notice from the unit holder and it will terminate automatically when all the units of the unit holder are liquidated or withdrawn from the account.

The features of Systematic Withdrawal Plan (SWP) are as under:

Minimum amount per SWP installment under weekly/fortnightly/monthly/Annual SWP	Rs. 500/- and multiple of Re. 1/- thereafter.
Minimum amount per SWP instalment under Quarterly SWP	Rs. 1,500/- and multiples of Re. 1/- thereafter.
No. of SWP Instalments a) Minimum  b) Maximum	12 instalments (monthly/weekly/fortnightly) 4 instalments (quarterly) Instalments (Annual) No Limit
Periodicity	Weekly/Fortnightly/Monthly/Quarterly/Annual
Dates available for SWP Facility	1 <sup>st</sup> , 7 <sup>th</sup> , 14 <sup>th</sup> , 21 <sup>st</sup> or 28 <sup>th</sup> of every month/ quarter.

Applicable NAV and Cut-off time	Applicable NAV and cut-off time as prescribed under the Regulation shall be applicable.
---------------------------------	---

The Trustee/AMC reserves the right to change/modify the terms and conditions of the SWP.

#### **4. Switching Option**

During the NFO period (Switch request will be accepted upto 3.00 p.m. till the last day of the NFO), the Unit holders will be able to invest in the NFO under the Scheme by switching part or all of their Unit holdings held in the respective option(s) /plan(s) of the existing scheme(s) established by the Mutual Fund.

This Option will be useful to Unit holders who wish to alter the allocation of their investment among the scheme(s) / plan(s) of the Mutual Fund (subject to completion of lock-in period, if any, of the Units of the scheme(s) from where the Units are being switched) in order to meet their changed investment needs.

The Switch will be effected by way of a Redemption of Units from the Scheme/ Plan and a reinvestment of the Redemption proceeds in respective Plan(s) under the Scheme and accordingly, to be effective, the Switch must comply with the Redemption rules of the Scheme/ Plan and the issue rules of the respective Plan(s) under the Scheme (e.g. as to the minimum number of Units that may be redeemed or issued, Exit/ Entry Load etc). The price at which the Units will be Switched-out of the respective Scheme/ Plan will be based on the Redemption Price, and the proceeds will be invested in respective Plan(s) under the Scheme at the NFO price.

The Switch request can be made on a pre-printed form or by using the relevant tear off section of the Transaction Slip enclosed with the Account Statement, which should be submitted at / may be sent by mail to any of the ISCs.

#### **5. NAV Appreciation facility**

Under this option, Unitholder are being provided with an option to switch an amount equal to the periodic appreciation on the investment on weekly, fortnightly and monthly frequencies. Under this option, the Unitholder transfers only proportionate amount equal to the appreciation in the investment over the last month. The Unitholder has to mention a “Start Date”. The Dates available under this facility are 1<sup>st</sup>, 7<sup>th</sup>, 14<sup>th</sup>, 21<sup>st</sup> or 28<sup>th</sup> of the month. The first Switch will happen after one month from the start date. In case the Unitholder purchases additional Units, the amount to be transferred would be equal to the appreciation generated on its investments, provided the appreciation is at least Rs. 1,000/-. In the absence of any appreciation or appreciation less than Rs. 1,000/- as mentioned above, the Switch under this option will not be made for that month. The Units in the Scheme/Option from which the Switch-out is sought will be redeemed at the Applicable NAV of the Scheme/Option on the respective dates on which such Switches are sought and the amount in the scheme/plan/option to which the Switch-in is sought will be allotted at the Applicable NAV of such scheme/plan/option on the respective dates. In case the day on which the transfer is sought is a Non- Business Day for the Scheme(s), the same will be processed on the immediately following Business Day.

The Trustees reserve the right to change/modify the terms and conditions or withdraw above facility.

#### **6. Motilal Oswal CashFlow Plan (MO – CP)**

---

*NFO KIM of Motilal Oswal S&P 500 Index Fund (MOFSP500)*

MO – CP enables investor to withdraw a regular sum from his investments in the eligible Schemes of MOMF at fixed percentage of original investments at a predefined frequency irrespective of the movement in market value of the investments and would be subject to the availability of account balance of the investor.

**The Salient features of the MO – CP are as under:**

- i MO – CP offers an investor the advantage of withdrawing a fixed percentage from his or her investments at the specified date for a designated tenure period at a predefined frequency i.e. monthly, quarterly and annually.
- ii It is applicable for lump sum investments only. The payout will be calculated on the basis of each lump sum investment.
- iii It presently offers three options:
  - a. MO – CP @ 7.5% p.a. of original cost of investment. The payouts for monthly and quarterly frequency would be at the rate of 0.625% and 1.875% respectively.
  - b. MO – CP @ 10% p.a. of original cost of investment. The payouts for monthly and quarterly frequency would be at the rate of 0.833% and 2.5% respectively.
  - c. MO – CP @ 12% p.a. of original cost of investment. The payouts for monthly and quarterly frequency would be at the rate of 1.0% and 3.0% respectively.

**Illustration: For calculation of MO– CP @ 7.5% p.a., 10% p.a. and 12% p.a. for Quarterly frequency:**

Particulars	At 7.5% p.a.	At 10% p.a.	At 12% p.a.
<b>Investment Date (First Lump sum Investment)</b>	1-Aug-17	1-Aug-17	1-Aug-17
Cost of Investment	100000	100000	100000
NAV at the time of investment	10.38	10.38	10.38
Units Allotted	9,634.93	9,634.93	9,634.93
<b>First Cashflow Date</b>	1-Nov-17	1-Nov-17	1-Nov-17
NAV	11.86	11.86	11.86
Amount to be Redeemed	1875	2500	3000
Units Redeemed	158.03	210.71	252.85
Balance Units	9,476.90	9,424.23	9,382.08
<b>Second Cashflow Date</b>	1-Feb-18	1-Feb-18	1-Feb-18
NAV	11.61	11.61	11.61
Amount to be	1875.00	2500.00	3000.00

---

*NFO KIM of Motilal Oswal S&P 500 Index Fund (MOFSP500)*

Redeemed			
Units Redeemed	161.47	215.29	258.35
Balance Units	9,315.43	9,208.93	9,123.73

**iv** Dates available for MO - CP:

<b>Monthly &amp; Quarterly Frequency</b>	1st, 7th, 14th, 21st or 28th
<b>Annual Frequency</b>	Any day of the year

**v** In case of ambiguity MO-CP will be processed as per the following default action:

<b>Default withdrawal option</b>	7.5% p.a. of original cost of investment
<b>Default frequency</b>	Monthly
<b>Default date</b>	7 <sup>th</sup> of the month

**vi** In case of partial redemptions, the payouts will further happen on the original investment cost and not the balance investment.

**vii** In case of the account balance available under the folio is less than the desired payout amount, the redemption will be processed for the available amount in the folio and the folio would be closed.

**viii** The AMC will require 7 calendar days from the date of submission of valid enrolment form to register the Investor under MO – CP. Therefore, in the intervening period i.e. date of submission of enrolment form and date of registration, if the date of payout is crossed, then the same will be considered at the next date of payout.

**ix** Investors can discontinue with this facility at any time by providing a valid form which shall be made effective within 7 calendar days of the date of receipt of the said request. Therefore, in the intervening period i.e. date of submission of form and date of registration, if the date of payout is crossed, then the same will be considered at the next date of payout.

**x** This facility will be automatically terminated if all units are liquidated or withdrawn or pledged or upon receipt of intimation of death of the investor.

**xi** Investors are required to refer to the terms and conditions mentioned in the form.

**xii** The Trustee/AMC reserves the right to change/modify the terms and conditions of the MO – CP or withdraw of this facility.

## **7. Online Facility**

This facility enables the investors to transact online through the official website <https://www.motilaloswalmf.com/investonline/>. Accordingly, the said website will also be considered as an official point of acceptance. Investors can execute transactions online for purchase, switch, Systematic

Investment Plan (SIP), Systematic Transfer Plan and Redemption for units of schemes of Motilal Oswal Mutual Fund and other services as may be introduced by Motilal Oswal Mutual Fund from time to time.

#### **8. Mobile Application:**

This facility enables investors to transact through the official application to execute transactions for purchases, SIP, STP, redemptions, switches, view portfolio valuation, download the account statements and avail such other services as may be introduced by the Fund from time to time on their mobile handsets.

#### **9. Application through MF utility platform**

Motilal Oswal Asset Management Company Limited (MOAMC) has entered into an agreement with **MF Utilities India Private Limited (“MFUI”)**, a “Category II – Registrar to an Issue” under SEBI (Registrars to an Issue and Share Transfer Agents) Regulations, 1993, for usage of MF Utility (“MFU”) - a shared services initiative of various Asset Management Companies, which acts as a transaction aggregation portal for transacting in multiple Schemes of various Mutual Funds with a single form and a single payment instrument.

Accordingly, all financial and non-financial transactions pertaining to the schemes of Motilal Oswal Mutual Fund except Exchange Traded Funds (ETFs) can be done through MFU either electronically on [www.mfuonline.com](http://www.mfuonline.com) as and when such a facility is made available by MFUI or physically through the authorized **Points of Service (“POS”)** of MFUI with effect from the respective dates as published on MFUI website against the POS locations. The list of POS of MFUI is published on the website of MFUI at [www.mfuindia.com](http://www.mfuindia.com) as may be updated from time to time. The Online Transaction Portal of MFU i.e. [www.mfuonline.com](http://www.mfuonline.com) and the POS locations of MFUI will be in addition to the existing Official Points of Acceptance (“OPA”) of Motilal Oswal Mutual Fund.

The uniform cut-off time as prescribed under SEBI (Mutual Funds) Regulations, 1996 and as mentioned in the Scheme Information Document (SID) / Key Information Memorandum (KIM) of respective schemes of Motilal Oswal Mutual Fund shall be applicable for applications received on the portal of MFUI i.e. [www.mfuonline.com](http://www.mfuonline.com). However, investors should note that transactions on the MFUI portal shall be subject to the eligibility of the investors, any terms & conditions as stipulated by MFUI / Motilal Oswal Mutual Fund / MOAMC from time to time and any law for the time being in force.

Investors are requested to note that, MFUI will allot a **Common Account Number (“CAN”)**, a single reference number for all investments in the Mutual Fund industry, for transacting in eligible schemes of various Mutual Funds through MFU and to map existing folios, if any. Investors can create a CAN by submitting the CAN Registration Form (CRF) and necessary documents at the MFUI POS. MOAMC and/or its Registrar and Transfer Agent (RTA) shall provide necessary details to MFUI as may be needed for providing the required services to investors / distributors through MFU. Investors are requested to visit the websites of MFUI i.e. [www.mfuindia.com](http://www.mfuindia.com) to download the relevant forms.

For any queries or clarifications related to MFU, please contact the Customer Care of MFUI on 1800-266-1415 (during the business hours on all days except Sunday and Public Holidays) or send an email to [clientservices@mfuindia.com](mailto:clientservices@mfuindia.com).

#### **10. Transaction through Stock Exchange**

---

*NFO KIM of Motilal Oswal S&P 500 Index Fund (MOFSP500)*

Mutual Fund also offers facility of transacting in the Units of the select Schemes/Plans/ Options through the platforms as may be provided by Bombay Stock Exchange (BSE) and National Stock Exchange (NSE). Investors desirous of transacting through the stock exchange mode shall submit applications to registered stock brokers or distributors registered with NSE or BSE.

The facility of transacting through the stock exchange mechanism enables investors to buy and sell the Units of the Scheme(s) through the stock brokers or distributors registered with the BSE and/or NSE in accordance with the guidelines issued by SEBI and operating guidelines and directives issued by NSE, BSE or such other recognized stock exchange in this regard. Investors desirous of transacting through the stock exchange mode may be required to have a demat account with NSDL/CDSL.

The Mutual Fund will not accept any request for transactions or service requests in respect of Units bought under this facility in demat mode directly.

The AMC/Fund will not send any account statement in respect of Units bought in demat mode or accept any request for statement as the units will be credited in demat account of the investor and their DPs should be approached for issuance of statement. Investors may note that the facility of transacting through the stock exchange mode is currently being offered only for select schemes of the Mutual Fund.

For any grievances with respect to transactions through stock exchange mechanism, Investors must approach either stock broker or the investor grievances cell of the respective stock exchange. The Fund or the AMC will not be liable for any transactions processed based on the transaction details provided by the stock exchanges.

#### **11. Transaction through electronic mode**

Subject to the investor fulfilling certain terms and conditions stipulated by the AMC as under, MOAMC, MOMF or any other agent or representative of the AMC, Mutual Fund, the Registrar may accept transactions through any electronic mode (“fax/web/ electronic transactions”) as permitted by SEBI or other regulatory authorities :

- i** The acceptance of the fax/web/electronic transactions will be solely at the risk of the transmitter of the fax/web/ electronic transactions and the recipient shall not in any way be liable or responsible for any loss, damage caused to the transmitter directly or indirectly, as a result of the transmitter sending or purporting to send such transactions.
- ii** The recipient will also not be liable in the case where the transaction sent or purported to be sent is not processed on account of the fact that it was not received by the recipient.
- iii** The transmitter's request to the recipient to act on any fax/web/electronic transmission is for the transmitter's convenience and the recipient is not obliged or bound to act on the same.
- iv** The transmitter acknowledges that fax/web/electronic transactions is not a secure means of giving instructions/ transactions requests and that the transmitter is aware of the risks involved including those arising out of such transmission.
- v** The transmitter authorizes the recipient to accept and act on any fax/web/ electronic transmission which the recipient believes in good faith to be given by the transmitter and the recipient shall be entitled to treat any such fax/web/ electronic transaction as if the same was given to the recipient under the transmitter's original signature.
- vi** The transmitter agrees that security procedures adopted by the recipient may include signature verification, telephone call backs which may be recorded by tape recording device and the transmitter

consents to such recording and agrees to cooperate with the recipient to enable confirmation of such fax/web/ electronic transaction requests.

- vii** The transmitter accepts that the fax/web/ electronic transactions shall not be considered until time stamped as a valid transaction request in the Scheme in line with SEBI Regulations. It would be considered as a final document as against the original document submitted subsequently for the purpose of records.
- viii** In consideration of the recipient from time to time accepting and at its sole discretion acting on any fax/ web/electronic transaction request received / purporting to be received from the transmitter, the transmitter agrees to indemnify and keep indemnified the AMC, Directors, employees, agents, representatives of the AMC, MOMF and Trustees from and against all actions, claims, demands, liabilities, obligations, losses, damages, costs and expenses of whatever nature (whether actual or contingent) directly or indirectly suffered or incurred, sustained by or threatened against the indemnified parties whatsoever arising from or in connection with or any way relating to the indemnified parties in good faith accepting and acting on fax/web/ electronic transaction requests including relying upon such fax/ electronic transaction requests purporting to come from the Transmitter even though it may not come from the Transmitter. The AMC reserves the right to discontinue the facility at any point of time.

- 12.** Investors can also subscribe to the Units of the Scheme through MFSS and/or NMF II facility of NSE and BSE StAR MF facility of BSE.
- 13.** In addition to subscribing units through submission of application in physical, investor / unitholder can also subscribe to the units of the Scheme through RTA's website i.e. [www.karvymfs.com](http://www.karvymfs.com). The facility to transact in the Scheme is also available through mobile application of Karvy i.e. "KFinKart".

#### **14. ASBA**

The Mutual Fund will offer ASBA facility during the NFO of the Scheme.

ASBA is an application containing authorisation given by the Investor to block the application money in his specified bank account towards the subscription of the units offered during the NFO of Scheme. If an Investor is applying through ASBA facility, the application money towards the subscription of units shall be debited from his specified bank account only if his/her application is selected for allotment of units. Please refer to the SAI for more details.

#### **15. Indian Commodity Exchange Ltd (ICEX)**

An additional facility of transacting in the Units of all eligible Schemes of MOMF through the platform as may be provided by Indian Commodity Exchange Ltd (ICEX) to the investors. Further, Investors desirous of transacting through ICEX shall submit applications to registered stock brokers or distributors registered with ICEX.

**DIFFERENTIATION BETWEEN EXISTING SCHEMES OF MOTILAL OSWAL MUTUAL FUND**

The following table shows the differentiation between the existing schemes of MOMF:

<b>Name of the Scheme</b>	<b>Investment Objective</b>	<b>Asset Allocation</b>	<b>Product Differentiation</b>	<b>Asset Under Management (Rs. In Crores) (As on February 28, 2020)</b>	<b>Number of Folio's (As on February 28, 2020)</b>
Motilal Oswal Nifty 500 Fund (MOFNIFTY500)	The Scheme seeks investment return that corresponds to the performance of Nifty 500 Index subject to tracking error. However, there can be no assurance or guarantee that the investment objective of the Scheme would be achieved.	The Scheme would invest 95% minimum to 100% maximum in Equity and equity related securities covered by Nifty 500 Index and 0-5% in Debt, Money Market Instruments, G-Secs, Cash and Cash at call, etc.	MOFNIFTY500 is an open ended scheme replicating/tracking Nifty 500 Index	29.55	9892
Motilal Oswal Nifty Bank Index Fund (MOFNIFTY BANK)	The Scheme seeks investment return that corresponds to the performance of Nifty Bank Index subject to tracking error. However, there can be no assurance or guarantee that the investment objective of the Scheme would be achieved.	The Scheme would invest 95% minimum to 100% maximum in Equity and equity related securities covered by Nifty Bank Index and 0-5% in Debt, Money Market Instruments, G-Secs, Cash and Cash at call, etc.	MOFNIFTYBANK is an open ended scheme replicating / tracking Nifty Bank Index	35.37	8517
Motilal Oswal Nifty Midcap 150 Index Fund	The Scheme seeks investment return that corresponds to the performance of	The Scheme would invest 95% minimum to 100% maximum in	MOFMIDCAP is an open ended scheme replicating / tracking Nifty	40.78	5047

*NFO KIM of Motilal Oswal S&P 500 Index Fund (MOFSP500)*



(MOFMIDCAP)	Nifty Midcap 150 Index subject to tracking error. However, there can be no assurance or guarantee that the investment objective of the Scheme would be achieved	Equity and equity related securities covered by Nifty Midcap 150 Index and 0-5% in Debt, Money Market Instruments, G-Secs, Cash and Cash at call, etc.	Midcap 150 Index		
Motilal Oswal Nifty Smallcap 250 Index Fund (MOFSMALLCAP)	The Scheme seeks investment return that corresponds to the performance of Nifty Smallcap 250 Index subject to tracking error. However, there can be no assurance or guarantee that the investment objective of the Scheme would be achieved.	The Scheme would invest 95% minimum to 100% maximum in Equity and equity related securities covered by Nifty Smallcap 250 Index and 0-5% in Debt, Money Market Instruments, G-Secs, Cash and Cash at call, etc.	MOFSMALLCAP is an open ended scheme replicating/tracking Nifty Smallcap 250 Index	33.51	4183
Motilal Oswal Nifty 50 Index Fund (MOFNIFTY50)	The Scheme seeks investment return that corresponds to the performance of Nifty 50 Index subject to tracking error. However, there can be no assurance or guarantee that the investment objective of the Scheme would be achieved.	The Scheme would invest 95% minimum to 100% maximum in Equity and equity related securities covered by Nifty 50 Index and 0-5% in Debt, Money Market Instruments, G-Secs, Cash and Cash at call, etc.	MOFNIFTY50 is an open ended scheme replicating / tracking Nifty 50 Index)	28.13	7208
Motilal Oswal Nifty Next 50 Index Fund (MOFNEXT50)	The Scheme seeks investment return that corresponds to the performance of	The Scheme would invest 95% minimum to 100% maximum in	MOFNEXT50 is an open ended scheme replicating / tracking Nifty	23.30	4554

---

*NFO KIM of Motilal Oswal S&P 500 Index Fund (MOFSP500)*

0)	<p>Nifty Next 50 Index subject to tracking error.</p> <p>However, there can be no assurance or guarantee that the investment objective of the Scheme would be achieved.</p>	<p>Equity and equity related securities covered by Nifty Next 50 Index and 0-5% in Debt, Money Market Instruments, G-Secs, Cash and Cash at call, etc.</p>	Next 50 Index		
Motilal Oswal M50 ETF (MOFM50)	<p>The Scheme seeks investment return that corresponds (before fees and expenses) generally to the performance of the Nifty 50 TRI (Underlying Index), subject to tracking error. However, there can be no assurance or guarantee that the investment objective of the Scheme would be achieved.</p>	<p>The Scheme would invest at least 95% in the securities constituting Nifty 50 and the balance in debt and money market instruments and cash at call.</p>	MOFM50 is an open ended scheme replicating Nifty 50 which invests in securities constituting Nifty 50.	26.19	3,065
Motilal Oswal Midcap 100 ETF (MOFM100)	<p>The Scheme seeks investment return that corresponds (before fees and expenses) to the performance of Nifty Midcap 100 TRI (Underlying Index), subject to tracking error. However, there can be no assurance or guarantee that the investment objective of the</p>	<p>The Scheme would invest at least 95% in the securities constituting Nifty Midcap 100 and the balance in debt and money market instruments and cash at call.</p>	MOFM100 is an open ended scheme replicating Nifty Midcap 100 which invests in securities constituting Nifty Midcap 100 in the same proportion as in the Index.	37.64	5562

---

*NFO KIM of Motilal Oswal S&P 500 Index Fund (MOFSP500)*

	Scheme would be achieved.				
Motilal Oswal NASDAQ 100 ETF (MOFN100)	<p>The Scheme seeks investment return that corresponds (before fees and expenses) generally to the performance of the NASDAQ-100 TRI, subject to tracking error.</p> <p>However, there can be no assurance or guarantee that the investment objective of the Scheme would be achieved.</p>	<p>The Scheme would invest at least 95% in the securities constituting NASDAQ-100 and the balance in Overseas Debt and Money market instruments and cash at call, mutual fund schemes or exchange traded funds based on NASDAQ-100</p>	<p>The Scheme will invest in the securities which are constituents of NASDAQ-100 in the same proportion as in the Index.</p>	481.50	11387
Motilal Oswal Focused 25 Fund (MOF25)	<p>The investment objective of the Scheme is to achieve long term capital appreciation by investing in upto 25 companies with long term sustainable competitive advantage and growth potential.</p> <p>However, there can be no assurance or guarantee that the investment objective of the Scheme would be achieved.</p>	<p>The scheme would invest 65% in equity and equity related instruments from Top 100 listed companies by market capitalization and upto 35% in equity and equity related instruments other than Top 100 listed companies by market capitalization and 10% in debt, money market instruments, G-secs, Bonds, cash and cash equivalents, etc or 10% in units of REITs and InvITs *subject to overall limit of 25</p>	<p>The Scheme is an open ended equity scheme investing in maximum 25 stocks intending to focus on Large Cap stocks with an investment objective to achieve long term capital appreciation by investing in upto 25 companies with long term sustainable competitive advantage and growth potential. The asset allocation of the Scheme is investing upto 65% in equity and equity related instruments from</p>	1,236.84	57,886

---

*NFO KIM of Motilal Oswal S&P 500 Index Fund (MOFSP500)*

		companies	Top 100 listed companies by market capitalization and upto 35% in equity and equity related instruments other than Top 100 listed companies by market capitalization and 10% in debt, money market instrument, G-secs, Bonds, cash and cash equivalent, etc. or 10% in units of REITs and InvITs		
Motilal Oswal Ultra Short Term Fund (MOFUSTF)	The investment objective of the Scheme is to generate optimal returns consistent with moderate levels of risk and liquidity by investing in debt securities and money market securities. However, there can be no assurance or guarantee that the investment objective of the Scheme would be achieved.	The Scheme would invests in Debt Instruments including Government Securities, Corporate Debt, Other debt instruments, Term Deposits and Money Market Instruments with portfolio Macaulay# duration between 3 months and 6 months* or 10% in units of REITs and InvITs *Though the Macaulay duration of the portfolio would be between 3 months and 6 months, individual security duration will be less than equal to 12 months.	The Scheme is an open ended ultra-short term debt scheme investing in instruments such that the Macaulay duration of the portfolio is between 3 months and 6 months which will invest in Debt Instruments including Government Securities, Corporate Debt, Other debt instruments, Term Deposits and Money Market Instruments with portfolio Macaulay# duration between 3 months and 6 months* or 10% in units of REITs and InvITs.	89.85	5,618

---

*NFO KIM of Motilal Oswal S&P 500 Index Fund (MOFSP500)*

		#The Macaulay duration is the weighted average term to maturity of the cash flows from a bond. The weight of each cash flow is determined by dividing the present value of the cash flow by the price.			
Motilal Oswal Midcap 30 Fund (MOF30)	<p>The investment objective of the Scheme is to achieve long term capital appreciation by investing in a maximum of 30 quality mid-cap companies having long-term competitive advantages and potential for growth.</p> <p>However, there can be no assurance or guarantee that the investment objective of the Scheme would be achieved.</p>	<p>The Scheme would invest at least 65% in Equity and equity related instruments* selected between Top 101<sup>st</sup> and 250<sup>th</sup> listed companies by full market capitalization and upto 35% in Equity and equity related instruments* other than Top 101<sup>st</sup> and 250<sup>th</sup> listed companies by full market capitalization and 10% in Debt, Money Market Instruments, G-Sec, Bonds, Cash and cash equivalents, etc. or 10% in Units issued by REITs and InvITs.</p> <p>*subject to overall limit of 30 companies</p>	<p>The Scheme is An open ended equity scheme predominantly investing in mid cap stocks with investment objective to achieve long term capital appreciation by investing at least 65% in Equity and equity related instruments* selected between Top 101<sup>st</sup> and 250<sup>th</sup> listed companies by full market capitalization and upto 35% in Equity and equity related instruments* other than Top 101<sup>st</sup> and 250<sup>th</sup> listed companies by full market capitalization and 10% in Debt, Money Market Instruments, G-Sec, Bonds, Cash and cash equivalents, etc. or 10% in Units issued by REITs and InvITs.</p>	1,887.83	56,863

---

*NFO KIM of Motilal Oswal S&P 500 Index Fund (MOFSP500)*

			*subject to overall limit of 30 companies in 65-100% in Equity and equity related instruments*		
Motilal Oswal Multicap 35 Fund (MOF35)	The investment objective of the Scheme is to achieve long term capital appreciation by primarily investing in a maximum of 35 equity & equity related instruments across sectors and market-capitalization levels. However, there can be no assurance or guarantee that the investment objective of the Scheme would be achieved.	The scheme would invest 65% to 100% in Equity and equity related instruments and balance up to 35% in debt instruments, Money Market Instruments, G-Secs, Cash and cash equivalents. *subject to overall limit of 35 securities	The scheme is an open ended equity scheme investing across large cap, mid cap, small cap stocks which with an objective to achieve long term capital appreciation by investing in securities across sectors and market capitalization levels.	13,118.42	504,092
Motilal Oswal Long Term Equity Fund (MOFLTE)	The investment objective of the scheme is to generate long term capital appreciation from a diversified portfolio of predominantly equity and equity related instruments. However, there can be no assurance or guarantee that the investment objective of the Scheme would be	The scheme would invest 80% to 100% in Equity and equity related instruments and balance up to 20% in debt instruments, Money Market Instruments, G-Secs, Cash and cash at call, etc.	The scheme is an open ended equity linked saving scheme with a statutory lock in of 3 years and tax benefit with an objective to generate long term capital appreciation.	1,686.05	215,266

---

*NFO KIM of Motilal Oswal S&P 500 Index Fund (MOFSP500)*

	achieved.				
Motilal Oswal Dynamic Fund (MOFDYNA MIC)	<p>The investment objective is to generate long term capital appreciation by investing in equity and equity related instruments including equity derivatives, debt, money market instruments and units issued by REITs and InvITs.</p> <p>However, there can be no assurance or guarantee that the investment Objective of the Scheme would be achieved.</p>	<p>The scheme would invest 65% to 100% in Equity and equity related instruments including 0 - 35 % in equity derivatives and up to 0-35% in Debt Instruments, Money Market Instruments, G-Secs, Cash and cash at call, etc. or 10% in Units issued by REITs and InvITs.</p>	<p>The scheme shall change its allocation between equity, derivatives and debt, based on MOVI.</p>	1,239.24	39,446
Motilal Oswal Equity Hybrid Fund	<p>The investment objective is to generate equity linked returns by investing in a combined portfolio of equity and equity related instruments, debt, money market instruments and units issued by</p>	<p>The scheme would invest 65% to 80% in Equity and equity related instruments and balance up to 35% in debt instruments, Money Market Instruments, G-Secs, Cash and cash equivalents. or 10% in Units</p>	<p>The scheme is an open ended hybrid scheme investing predominantly in equity and equity related instruments with an objective to generate equity linked returns</p>	320.20	21,783

---

*NFO KIM of Motilal Oswal S&P 500 Index Fund (MOFSP500)*

	<p>Real Estate Investment Trust (REIT) &amp; Infrastructure Investment Trust (InvIT).</p> <p>However, there can be no assurance or guarantee that the investment objective of the Scheme would be achieved.</p>	issued by REITs and InvITs.			
Motilal Oswal Liquid Fund	<p>The investment objective of the Scheme is to generate optimal returns with high liquidity to the investors through a portfolio of money market securities.</p> <p>However, there can be no assurance or guarantee that the investment objective of the scheme would be achieved</p>	The Scheme would invest in money market securities.	The scheme is an open ended liquid fund investing in money market securities with an objective to generate optimal returns with high liquidity	400.07	6,728
Motilal Oswal Nasdaq 100 Fund of Fund	<p>The investment objective of the Scheme is to seek returns by investing in units of Motilal Oswal Nasdaq 100 ETF.</p> <p>However, there can be no assurance or guarantee that the</p>	The scheme would invest 95% to 100% in Units of Motilal Oswal Nasdaq 100 ETF and balance up to 5% in Units of liquid/ debt schemes, Debt, Money Market Instruments, G-Secs, Cash and	An open ended fund of fund scheme investing in Motilal Oswal Nasdaq 100 ETF	245.32	32,201

---

*NFO KIM of Motilal Oswal S&P 500 Index Fund (MOFSP500)*



	investment objective of the Scheme would be achieved.	Cash at call, etc.			
Motilal Oswal Large and Midcap Fund (MOFLM)	<p>The investment objective is to provide medium to long-term capital appreciation by investing primarily in Large and Midcap stocks.</p> <p>However, there can be no assurance or guarantee that the investment objective of the Scheme would be achieved.</p>	<p>The scheme would invest in 35% – 65% in equity and Equity related instruments of Large cap companies and in Equity and Equity related instruments of Mid cap companies and 0-30% in Equity and Equity related instruments of other than above and in Units of liquid/debt schemes, Debt, Money Market Instruments, G-Secs, Cash and Cash at call, etc. and 0-10% in Units issued by REITs and InvITs</p>	MOFLM is an open ended equity scheme investing in both large cap and mid cap stocks	431.23	30,686

## MOTILAL OSWAL MUTUAL FUND

### a) Official Point of Acceptance of Transactions (OPAT)

<b>Hyderabad</b>	4th Floor, Door No- 6-3-670, RKJSM Squares, Above Reliance Digital, Punjagutta, Hyderabad, 500082
<b>Mumbai</b>	10 <sup>th</sup> Floor, Motilal Oswal Tower, Rahimtullah Sayani Road, Opp. Parel ST Depot, Prabhadevi, Mumbai – 400025
<b>Mumbai – Fort</b>	2nd Floor, Queens mansion, Behind Khadi Bhandar, A K Nayak Marg, Fort, Mumbai- 400001
<b>Pune</b>	Office No. 401B, 4th Floor, Swojas House, Lane No. 14, Prabhat Road, Income Tax Office lane, Erandawane, Shivaji Nagar, Pune - 411004.
<b>Ahmedabad</b>	306, Third Eye Two Building, Opp Parimal Garden, Panchwati Cross Roads, Ahmedabad - 380 006.
<b>Delhi</b>	206, 02nd Floor, Kailash Building 26, Kasturba Gandhi Marg, New Delhi – 110001.
<b>Chennai</b>	1st Floor, Old No.26, New No.2, Dr. Nair Road, Behind Vani Mahal, T. Nagar, Chennai, Tamil Nadu – 600017
<b>Bangalore</b>	Unit No.S-806, 8th floor, South Block , Manipal Centre, Dickenson Road, Bangalore- 560 042
<b>Kolkata</b>	3rd Floor, Constantia Building, 11, Dr. U. N. Brahmachari Street, Kolkata - 700 017
<b>Surat</b>	Office No. 2006, Mezzanine Floor, 21st Century Business Center, Near Udhna Char Rasta, Ring Road, Surat-395002

### b) Investor Service Center (ISC):

<b>Jaipur</b>	403-404, City Mall Bhagwan Das Road, C-Scheme, Jaipur-302001.
<b>Lucknow</b>	710, 7th Floor, Ratan Square, 20-A, Vidhan Sabha Marg, Lucknow, Uttar Pradesh - 226001
<b>Chandigarh</b>	Regus Offices, Cabin No 302-312, SCO 54-55-56, 3rd Floor, Sector 17 A, Chandigarh - 160017.
<b>Cochin</b>	41/418E ,4th Floor, Chicago plaza, Rajaji Road, Cochin, Kerala -682035
<b>Coimbatore</b>	Krishna Arcade, Old No. 171, New No. 60, Subramaniam Road, R.S. Puram, Coimbatore-641002
<b>Indore</b>	202, Satguru Elit, Above PNG Jewellers, Opposite High Court Gate No. 1, M.G Road, Indore - 452 001
<b>Nagpur</b>	Shop No 1, Mezzanine Floor, Fortune Business Centre, Plot No-6, First Floor, Vasant Vihar Complex, WHC Road, Shankar Nagar,Nagpur-440010
<b>Baroda</b>	301 3rd floor, Atlantis K-10B , Opp Honest Restaurant, Sarabhai Main Road, Baroda- 390007
<b>Raipur</b>	2nd Floor, Shop No. 215, National Corporate Park, Ward No. 15, GE Road, Raipur - 492001.
<b>Nashik</b>	Office No. 14, Gulmohar Arcade, Opp. Kulkarni Garden, Sharanpur Road, Nashik - 422002.
<b>Goa</b>	Shop No. 2, M/s Advani Enterprises, Cabin No CU-07,NeelKamal Arcade,Dr. A B Road, Goa - 403001
<b>Ranchi</b>	‘STAR HEIGHT’, Shop No. 1B, 1st Floor, Opposite. K C Roy Memorial Hospital, Circular Road, Lalpur, Ranchi – 834001
<b>Jamshedpur</b>	1st Floor, RR Square, Main Road, Bistupur, Jamshedpur. 831001

**KFIN TECHNOLOGIES PVT. LTD**
**Registrar**

Karvy Selenium, Tower- B, Plot No. 31 & 32., Financial District, Nanakramguda, Serilingampally Mandal, Hyderabad, 500032, India.

Tel: +91 40 33211000, 67162222

Toll Free No: 18004254034/35

Email ID: [Motilal.karvy@karvy.com](mailto:Motilal.karvy@karvy.com)

Website: [www.karvymfs.com](http://www.karvymfs.com)

Branch Name	Address				
Bangalore	59	Skanda puttanna Road	Basavanagudi	Bangalore	560004
Belgaum	Cts No 3939/ A2 A1	Above Raymonds Show Room  Beside Harsha Appliances	Club Road	Belgaum	590001
Bellary	Shree Gayathri Towers	#4 1st Floor K.H.B.Colony	Gopalaswamy Mudaliar Road	Gandhi Nagar-Bellary	583103
Davangere	D.No 376/2 4th Main 8th Cross	P J Extension Opp Byadgishettar School	-	Davangere	577002
Dharwad	307/9-A 1st Floor Nagarkar Colony	Elite Business Center	Nagarkar ColonyP B Road	Dharwad	580001
Gulbarga	H NO 2-231,KRISHNA COMPLEX 2ND FLOOR Opp.	Opp. Municipal corporation Office	Jagat, Station Main Road, KALABURAGI	Gulbarga	585105
Hassan	SAS no-212	Ground FloorSampige Road 1st cross	Near Hotel Souther Star K R Puram	Hassan	573201
Hubli	CTC No.483/A1/A2	Ground Floor Shri Ram Palza	Behind Kotak Mahindra Bank Club Road	Hubli	580029
Mangalore	Mahendra Arcade Opp Court Road	Karangal Padi	-	Mangalore	575003
Margoa	2Nd Floor	Dalal Commercial Complex	Pajifond	Margao	403601
Mysore	L-350Silver Tower	Ashoka Road	Opp.Clock Tower	Mysore	570001
Panjim	Flat No.1-A H. No. 13/70	Timotio Bldg	Heliodoro Salgado Road Next to Navhind Bhavan (Market Area)	Panjim	403001
Shimoga	Sri Matra Naika Complex	1St Floor Above Shimoga Diagnostic Centre	Llr Road Durgigudi	Shimoga	577201
Ahmedabad	201/202 Shail Complex	Opp: Madhusudan House B/H Girish	Off C G Road Navrangpura	Ahmedabad	380006

*NFO KIM of Motilal Oswal S&P 500 Index Fund (MOFSP500)*

		Cold Drink			
Anand	B-42 Vaibhav Commercial Center	Nr Tvs Down Town Shrow Room	Grid Char Rasta	Anand	380001
Ankleshwar	L/2 Keval Shopping Center	Old National Highway	Ankleshwar	Ankleshwar	393002
Baroda	203 Corner point	Jetalpur Road	Baroda Gujarat	Baroda	390007
Bharuch	Shop No 147-148	Aditya Complex	Near Kasak Circle	Bharuch	392001
Bhavnagar	303 STERLING POINT	WAGHAWADI ROAD	-	Bhavnagar	364001
Gandhidham	Shop # 12 Shree Ambica Arcade Plot # 300	Ward 12. Opp. CG High School	Near HDFC Bank	Gandhidham	370201
Gandhinagar	123 First Floor	Megh Malhar Complex	Opp. Vijay Petrol Pump Sector - 11	Gandhinagar	382011
Jamnagar	131 Madhav Plaza,	Opp Sbi Bank	Nr Lal Bunglow	Jamnagar	361008
Junagadh	124-125 Punit Shopping Center	M.G Road	Ranavav Chowk	Junagadh	362001
Mehsana	FF-21 Someshwar Shopping Mall	Modhera Char Rasta	-	Mehsana	384002
Nadiad	311-3rd Floor City Center	Near Paras Circle	-	Nadiad	387001
Navsari	103 1ST FLOORE LANDMARK MALL	NEAR SAYAJI LIBRARY	Navsari Gujarat	Navsari	396445
Rajkot	302 Metro Plaza	Near Moti Tanki Chowk	Rajkot	Rajkot Gujarat	360001
Surat	Office no: -516 5th Floor Empire State building	Near Udhna Darwaja	Ring Road	Surat	395002
Valsad	Shop No 2 Phiroza Corner	Opp Next Show Room	Tithal Road	Valsad	396001
Vapi	A-8 FIRST FLOOR SOLITAIRE BUSINESS CENTRE	OPP DCB BANK GIDC CHAR RASTA	SILVASSA ROAD	Vapi	396191
Chennai	F-11 Akshaya Plaza 1St Floor	108 Adhithanar Salai	Egmore Opp To Chief Metropolitan Court	Chennai	600002
Alleppy	1st Floor Jp Towers	Mullackal	Ksrtc Bus Stand	Alleppy	688011
Calicut	Second Floor	Manimuriyil Centre, Bank Road,	Kasaba Village	Calicut	673001
Cochin	Ali Arcade 1St Floor Kizhavana Road	Panampilly Nagar	Near Atlantis Junction	Ernakualm	682036
Kannur	2 Nd Floor Prabhat Complex	Fort Road	Nr.Icici Bank	Kannur	670001
Kollam	GROUND FLOOR NARAYANAN SHOPPING	KAUSTHUBHSREE BLOCK	Kadapakada	Kollam	691008

NFO KIM of Motilal Oswal S&P 500 Index Fund (MOFSP500)

	COMPLEX				
Kottayam	1St Floor Csiascension Square	Railway Station Road	Collectorate P O	Kottayam	686002
Malappuram	First Floor Peekays Arcade	Down Hill		Malappuram	676505
Palghat	No: 20 & 21	Metro Complex H.P.O.Road Palakkad	H.P.O.Road	Palakkad	678001
Thodupuzha	First Floor Pulimoottil Pioneer	Pala Road	-	Thodupuzha	685584
Tiruvalla	2Nd FloorErinjery Complex	Ramanchira	Opp Axis Bank	Thiruvalla	689107
Trichur	2Nd FloorBrothers Complex	Naikkanal JunctionShornur Road	Near Dhanalakshmi Bank H O	Thrissur	680001
Trivandrum	2Nd Floor	Akshaya Tower	Sasthamangalam	Trivandrum	695010
Coimbatore	3rd Floor Jaya Enclave	1057 Avinashi Road	-	Coimbatore	641018
Dindigul	NO 59B New Pensioner street	Palani Road	,Opp Gomathi Lodge	Dindigul	624001
Erode	No: 4 Veerappan Traders Complex	KMY Salai Sathy Road	Opp. Erode Bus Stand	Erode	638003
Karaikudi	No. 2Gopi Arcade	100 Feet Road	-	Karaikudi	630001
Karur	NO 108	ARULSIVAM COMPLEX	THIRU VI KA ROAD	Karur	639001
Madurai	Rakesh towers 30-C Ist floor	Bye pass Road	Opp Nagappa motors	Madurai	625010
Nagercoil	HNO 45	1st Floor	East Car Street	Nagercoil	629001
Namakkal	No 352/144	Trichy Mani road	-	Namakkal	637001
Pollachi	146/4Ramanathan Building	1st Floor New Scheme Road	-	Pollachi	642002
Pondicherry	Building No:7 1st Floor	Thiayaraja Street	-	Pondicherry	605001
Pudukottai	Sundaram Masilamani Towers Ts No. 5476 - 5479 Pm Road	Old Tirumayam Salai	Near Anna Statue Jublie Arts	Pudukottai	622001
Rajapalayam	Sri Ganapathy Complex 14B/5/18	T P Mills Road	Virudhungan Dist	Rajapalayam	626117
Salem	NO 3/250	Brindavan Road	6th CrossPerumal kovil back side Fairland's	Salem	636016
Sivakasi	363	Thiruthangal Road	Opp: TNEB	Sivakasi	626123
Thanjavur	No. 70 Nalliah Complex	Srinivasam Pillai Road	-	Tanjore	613001
Tirunelveli	55/18 Jeney Building	S N Road	Near Aravind Eye Hospital	Tirunelveli	627001
Tirupur	No 669A	Kamaraj Road,	Near old collector office,	Tirupur	641604

NFO KIM of Motilal Oswal S&P 500 Index Fund (MOFSP500)

Trichy	60 Sri Krishna Arcade	Thenur High Road	-	Trichy	620017
Tuticorin	4 - B A34 - A37	Mangalmal Mani Nagar	Opp. Rajaji Park Palayamkottai Road	Tuticorin	628003
Vellore	No. 6 NEXUS Towers	2nd Floor Officer's Line	Above Peter England & Bata Showroom opp. To Voorhees School	Vellore	632001
Agartala	OLS RMS CHOWMUHANI	MANTRI BARI ROAD 1ST FLOOR NEAR TRAFFIC POINT	TRIPURA WEST	Agartala	799001
Guwahati	1st Floor Bajrangbali Building	Near Bora Service Station GS Road	-	Guwahati	781007
Shillong	Annex Mani Bhawan	Lower Thana Road	Near R K M Lp School	Shillong	793001
Silchar	N.N. Dutta Road	Chowchakra Complex	Premtala	Silchar	788001
Ananthapur	Plot No: 12-313,	Balaji Towers, Suryanagar	Ananthapur Village	Ananthapur	515001
Eluru	DNO-23A-7-72/73K K S PLAZA MUNUKUTLA VARI STREET	OPP ANDHRA HOSPITALS	R R PETA	Eluru	534002
Guntur	2nd Shatter, 1st Floor	Hno. 6-14-48, 14/2 Lane,	Arundal Pet	Guntur	522002
Hyderabad	KARVY HOUSE No:46 8-2-609/K	Avenue 4 Street No. 1	Banjara Hills	Hyderabad	500034
Karimnagar	2nd ShutterHNo. 7-2-607 Sri Matha	Complex Mankammathota	-	Karimnagar	505001
Kurnool	Shop No.43 1st Floor S V Complex	Railway Station Road	Near Sbi Main Branch	Kurnool	518004
Nanded	Shop No.4	Santakripa Market G G Road	Opp.Bank Of India	Nanded	431601
Nellore	16-2-158 3rd floor Mogarala Complex	Sunday Market Lane	Pogathota	Nellore	524001
Nizamabad	H No:5-6-430	Above Bank Of Baroda First Floor	Beside Hdfc BankHyderabad Road	Nizamabad	503003
Rajahmundry	D.No.6-1-4Rangachary Street	T.Nagar	Near Axis Bank Street	Rajahmundry	533101
Solapur	Block No 06	Vaman Nagar Opp D-Mart	Jule Solapur	Solapur	413004
Srikakulam	D No 4-4-97 First Floor Behind Sri Vijayaganapathi Temple	Pedda relli veechi	Palakonda Road	Srikakulam	532001

---

*NFO KIM of Motilal Oswal S&P 500 Index Fund (MOFSP500)*

Tirupathi	H.No:10-13-425	1st Floor Tilak Road	Opp: Sridevi Complex	Tirupathi	517501
Vijayanagaram	Soubhagya 19-6-1/3	2Nd Floor Near Fort Branch	Opp: Three Temples	Vizianagaram	535002
Vijayawada	39-10-7	Opp : Municipal Water Tank	Labbipet	Vijayawada	520010
Visakhapatnam	Door No: 48-8-7	Dwaraka Diamond Ground Floor	Srinagar	Visakhapatnam	530016
Warangal	Shop No22 ,	Ground Floor Warangal City Center,15-1-237	Mulugu Road Junction	Warangal	506002
Akola	Yamuna Tarang Complex Shop No 30	Ground Floor N.H. No- 06 Murtizapur Road	Opp Radhakrishna Talkies	Akola	444004
Amaravathi	Shop No. 21 2nd Floor	Gulshan Tower	Near Panchsheel Talkies Jaistambh Square	Amaravathi	444601
Aurangabad	Ramkunj Niwas	Railway Station Road	Near Osmanpura Circle	Aurangabad	431005
Betul	1071St Floor Hotel Utkarsh	J. H. College Road	-	Betul	460001
Bhopal	Kay Kay Business Centre	133 Zone I Mp Nagar	Above City Bank	Bhopal	462011
Chandrapur	Shop No-6 Office No-2	1St Floor Rauts Raghuvanshi Complex	Beside Azad Garden Main Road	Chandrapur	442402
Dewas	27 Rmo House	Station Road	Above Maa Chamunda Gaes Agency	Dewas	455001
Dhule	Ground Floor Ideal Laundry Lane No 4	Khol Galli Near Muthoot Finance	Opp Bhavasar General Store	Dhule	424001
Indore	19/1 New Palasia Balaji Corporate 203-204-205	Above ICICI bank 19/1 New Palasia	NearCurewell Hospital Janjeerwala Square Indore	Indore	452001
Jabalpur	3Rd floor	R.R. Tower.5 Lajpatkunj	near Tayabali petrol pump	Jabalpur	482001
Jalgaon	269 Jae Vishwa 1 St Floor	Baliram Peth Above United Bank Of India	Near Kishor Agencies.	Jalgaon.	425001
Nagpur	Plot No 2/1 House No 102/1	Mata Mandir Road	Mangaldeep Appartment Opp Khandelwal Jewelers Dharampeth	Nagpur	440010
Nasik	S-9 Second Floor	Suyojit Sankul	Sharanpur Road	Nasik	422002
Ratlam	1 Nagpal Bhawan Free Ganj Road	Do Batti	Near Nokia Care	Ratlam	457001

---

*NFO KIM of Motilal Oswal S&P 500 Index Fund (MOFSP500)*

Sagar	II floor Above shiva kanch mandir.	5 civil lines	Sagar	Sagar	470002
Ujjain	101 Aashta Tower	13/1 Dhanwantri Marg	Freeganj	Ujjain	456010
Asansol	112/N G. T. ROAD BHANGA PACHIL	G.T Road Asansol Pin: 713 303;	Paschim Bardhaman West Bengal	Asansol	713303
Balasore	M.S Das Street	Gopalgaon	BalasoreOrissa	Balasore	756001
Bankura	Plot nos- 80/1/ANATUNCHATI MAHALLA 3rd floor	Ward no-24 Opposite P.C Chandra	Bankura town	Bankura	722101
Barhampore (Wb)	Thakur Market Complex Gorabazar	Post Berhampore Dist Murshidabad	72 No Nayasarak Road	Barhampore (Wb)	742101
Berhampur (Or)	Opp Divya Nandan Kalyan Mandap	3rd Lane Dharam Nagar	Near Lohiya Motor	Berhampur (Or)	760001
Bhilai	Shop No -1 First Floor Plot No -1	Commercial Complex Nehru Nagar - East	-	Bhilai	490020
Bhubaneswar	A/181 Back Side Of Shivam Honda Show Room	Saheed Nagar	-	Bhubaneswar	751007
Bilaspur	Shop No -225226 & 2272nd Floor	Narayan Plaza Link Road	-	Bilaspur	495001
Bokaro	B-1 1St Floor City Centre	Sector- 4	Near Sona Chandi Jewellers	Bokaro	827004
Burdwan	Anima Bhavan 1st Floor Holding No.-42	Sreepally G. T. Road	West Bengal	Burdwan	713103
Chinsura	J C Ghosh SaranuBhanga Gara	Chinsurah Hooghly	-	Chinsurah	712101
Cuttack	Opp Dargha Bazar Police station	Dargha Bazar Po - Buxi Bazar	-	Cuttack	753001
Dhanbad	208 New Market 2Nd Floor	Bank More	-	Dhanbad	826001
Durgapur	MWAV-16 BENGAL AMBUJA	2ND FLOOR CITY CENTRE	Distt. BURDWAN Durgapur-16	Durgapur	713216
Gaya	Ground FloorHotel Skylark;	Swaraipuri Road	-	Gaya	823001
Jalpaiguri	D B C Road Opp Nirala Hotel	Opp Nirala Hotel	Opp Nirala Hotel	Jalpaiguri	735101
Jamshedpur	2ND FLOOR R R SQUARE	SB SHOP AREANEAR RELIANCE FOOT PRINT & HOTEL-BS PARK PLAZA	MAIN ROAD BISTUPUR	Jamshedpur	831001
Kharagpur	SBI BUILDING, Malancha Road,	Holding No 254/220, Ward No.16	Dist: Paschim Medinipur, West Bengal	Kharagpur	721304



Kolkata	Apeejay House ( Beside Park Hotel )	C Block3rd Floor	15 Park Street	Kolkata	700016
Malda	Sahis Tuli Under Ward No.6	No.1 Govt Colony	English Bazar Municipality	Malda	732101
Patna	3A 3Rd Floor Anand Tower	Exhibition Road	Opp Icici Bank	Patna	800001
Raipur	OFFICE NO S-13 SECOND FLOOR REHEJA TOWER	FAFADIH CHOWK	JAIL ROAD	Raipur	492001
Ranchi	Room No 307 3Rd Floor	Commerce Tower	Beside Mahabir Tower	Ranchi	834001
Rourkela	1St Floor Sandhu Complex	Kachery Road Uditnagar	-	Rourekla	769012
Sambalpur	Koshal Builder Complex	-	Near Goal Bazaar Petrol pump	Sambalpur	768001
Siliguri	Nanak Complex	Sevoke Road	-	Siliguri	734001
Agra	1St Floor	Deepak Wasan Plaza Behind Holiday Inn	Sanjay Place	Agra	282002
Aligarh	1St Floor	Kumar Plaza	Ramghat Road	Aligarh	202001
Allahabad	Rsa Towers 2Nd Floor	Above Sony Tv Showroom	57 S P Marg Civil Lines	Allahabad	211001
Ambala	6349	Nicholson Road	Adjacent Kos Hospitalambala Cant	Ambala	133001
Azamgarh	1St Floor	Alkal Building	Opp. Nagaripalika Civil Line	Azamgarh	276001
Bareilly	1ST FLOORREAR SIDEA -SQUARE BUILDING	154-A CIVIL LINESOPP.D. M. RESIDENCE	STATION ROAD BAREILLY	Bareilly	243001
Begusarai	C/o Dr Hazari Prasad Sahu	Ward No 13, Behind Alka Cinema	Begusarai (Bihar)	Begusarai	851117
Bhagalpur	2Nd Floor	Chandralok ComplexGhantaghar	Radha Rani Sinha Road	Bhagalpur	812001
Darbhanga	Jaya Complex2Nd Floor	Above Furniture PlanetDonar	Chowk	Darbhanga	846003
Dehradun	Kaulagarh Road	Near Sirmaur Margabove	Reliance Webworld	Dehradun	248001
Deoria	1St Floor	Shanti niketan	Opp. Zila Panchayat Civil Lines	Deoria	274001
Faridabad	A-2B 3rd Floor	Neelam Bata Road Peer ki Mazar	Nehru Groundnit	Faridabad	121001
Ghaziabad	FF - 31, Konark Building	Rajnagar	-	Ghaziabad	201001
Ghazipur	2Nd Floor	Shubhra Hotel Complex	Mahaubagh	Ghazipur	233001

---

*NFO KIM of Motilal Oswal S&P 500 Index Fund (MOFSP500)*

Gonda	Shri Market	Sahabgunj	Station Road	Gonda	271001
Gorakhpur	Above V.I.P. House adjacent	A.D. Girls College	Bank Road	Gorakhpur	273001
Gurgaon	Shop No.18 Ground FloorSector - 14	Opp. Akd Tower	Near Huda Office	Gurgaon	122001
Gwalior	2nd Floor Rajeev Plaza	Jayendra Ganj Lashkar	-	Gwalior	474009
Haldwani	Above Kapilaz	Sweet House	Opp Lic Building Pilikothi KALADHUNGI ROAD	Haldwani	263139
Haridwar	Shop No. - 17	Bhatia Complex	Near Jamuna Palace	Haridwar	249410
Hissar	Sco 71	1st Floor	Red Square Market	Hissar	125001
Jaunpur	R N Complex 1-1-9-G	In Front Of Pathak Honda	Ummarpur	Jaunpur	222002
Jhansi	371/01	Narayan PlazaGwalior Road	Near Jeevan Shah Chauraha	Jhansi	284001
Kanpur	15/46 B Ground Floor	Opp : Muir Mills	Civil Lines	Kanpur	208001
Korba	1st Floor City Centre	97 IRCC	Transport Nagar	Korba	495677
Lucknow	Ist Floor	A. A. Complex	5 Park Road Hazratganj Thaper House	Lucknow	226001
Mathura	Ambey Crown 2nd Floor	In Front Of Bsa College	Gaushala Road	Mathura	281001
Meerut	1St Floor	Medi Centreopp ICICI Bank	Hapur Road Near Bachha Park	Meerut	250002
Mirzapur	House No. 404, Ward No. 8,	Dankeenganj	-	Mirzapur	231001
Moradabad	Om Arcade	Parker Road	Above Syndicate BankChowk Tari Khana	Moradabad	244001
Morena	Moti Palace	Near Ramjanki Mandir	Near Ramjanki Mandir	Morena	476001
Muzaffarpur	First Floor Shukla Complex Near ICICI Bank	Civil Court Branch	Company Bagh	Muzaffarpur	842001
Noida	4054th FloorVishal Chamber	Plot No.1Sector-18		Noida	201301
Panipat	Preet Tower	3rd Floor Behind Akash Institute	Near NK TowerG.T. Road	Panipat	132103
Renukoot	C/o Mallick Medical Store	Bangali Katra Main Road	Dist. Sonebhadra (U.P.)	Renukoot	231217
Rewa	Ist Floor Angoori Building	Besides Allahabad Bank	Trans University Road Civil Lines	Rewa	485001
Rohtak	1st Floor	Ashoka Plaza	Delhi Road	Rohtak	124001

*NFO KIM of Motilal Oswal S&P 500 Index Fund (MOFSP500)*

Roorkee	Shree Ashadeep Complex 16	Civil Lines	Near Income Tax Office	Roorkee	247667
Saharanpur	18 Mission Market	Court Road	-	Saharanpur	247001
Satna	1St Floor Gopal Complex	Near Bus Stand	Rewa Road	Satna	485001
Shaktinagar	1St/A-375	V V Colony	Dist Sonebhadra	Shaktinagar	231222
Shimla	Triveni Building	By Pas Chowk Khallini	-	Shimla	171002
Shivpuri	1St Floor	M.P.R.P. Building	Near Bank Of India	Shivpuri	473551
Sitapur	12/12 Surya Complex	Station Road	Uttar Pradesh	Sitapur	261001
Solan	Sahni Bhawan	Adjacent Anand Cinema Complex	The Mall	Solan	173212
Sonepat	205 R Model Town	Above Central Bank Of India	-	Sonepat	131001
Sultanpur	1077/3 Civil Lines Opp Bus Stand	Civil Lines	-	Sultanpur	228001
Varanasi	D-64/1321St Floor	Anant Complex	Sigra	Varanashi	221010
Yamuna Nagar	B-V, 185/A, 2nd Floor, Jagadri Road,	Near DAV Girls College, (UCO Bank Building) Pyara Chowk	-	Yamuna Nagar	135001
Kolhapur	605/1/4 E Ward Shahupuri 2Nd Lane	Laxmi Niwas	Near Sultane Chambers	Kolhapur	416001
Mumbai	24/B Raja Bahadur Compound	Ambalal Doshi Marg	Behind Bse Bldg	Fort	400001
Pune	Mozaic Bldg CTS No.1216/1 Final	Plot No.576/1 TP Scheme No.1	F C Road Bhamburda	Shivaji Nagar Pune	411004
Ajmer	302 3rd Floor	Ajmer Auto Building	Opposite City Power House	Jaipur Road; Ajmer	305001
Alwar	101 Saurabh Tower	Opp. Uit Near Bhagat Singh Circle	Road No.2	Alwar	301001
Amritsar	72-A	Taylor'S Road	Opp Aga Heritage Club	Amritsar	143001
Bhatinda	#2047-A 2Nd Floor	The Mall Road	Above Max New York Life Insurance	Bhatinda	151001
Bhilwara	Shop No. 27-28	1St Floor Heera Panna Market	Pur Road	Bhilwara	311001
Bikaner	70-71 2Nd Floor   Dr.Chahar Building	Panchsati Circle	Sadul Ganj	Bikaner	334003
Chandigarh	First floor, SCO 2469-70,	Sec. 22-C,	-	Chandigarh	160022
Ferozpur	The Mall Road Chawla Bulding Ist Floor	Opp. Centrail Jail	Near Hanuman Mandir	Ferozepur	152002
Hoshiarpur	1St Floor The Mall	Opp Kapila Hospital	Sutheri Road	Hoshiarpur	146001

---

*NFO KIM of Motilal Oswal S&P 500 Index Fund (MOFSP500)*

	Tower				
Jaipur	S16/A IIIrd Floor	Land Mark Building Opp Jai Club	Mahaver Marg C Scheme	Jaipur	302001
Jalandhar	1st FloorShanti Towers	SCO No. 37 PUDA Complex	Opposite Tehsil Complex	Jalandhar	144001
Jammu	Gupta's Tower	2nd Floor CB-12	Rail Head complex	Jammu	180012
Jodhpur	203 Modi Arcade	Chopasni Road	-	Jodhpur	342001
Karnal	18/369Char Chaman	Kunjpura Road	Behind Miglani Hospital	Karnal	132001
Kota	Plot No. 259 1st Floor	Near Lala Lajpat Rai Circle	Shopping Centre	Kota	324007
Ludhiana	Sco - 136	1St Floor Above Airtel Showroom	Feroze Gandhi Market	Ludhiana	141001
Moga	1St FloorDutt Road	Mandir Wali Gali	Civil Lines Barat Ghar	Moga	142001
New Delhi	305 New Delhi House	27 Barakhamba Road	-	New Delhi	110001
Pathankot	2nd Floor Sahni Arcade Complex	Adj. Indra colony Gate Railway Road	Pathankot	Pathankot	145001
Patiala	Sco 27 D	Chotti Baradari	Near Car Bazaar	Patiala	147001
Sikar	First FloorSuper Tower	Behind Ram Mandir Near Taparya Bagichi	-	Sikar	332001
Sri Ganganagar	35E Block	Opp: Sheetla Mata Vaateka Sri Ganganagar	-	Sri Ganganagar	335001
Udaipur	201-202	Madhav Chambers	Opp G P O Chetak Circle	Udaipur	313001

Visit the link <https://www.karvymfs.com/karvy/GeneralPages/locateUs.aspx?frm=cu> to view the complete details of designated collection centres / Investor Service centers of Kfin Technologies Pvt. Ltd.