



MSE Walls & Slopes



Unearthing better results.



Quail Ridge Subdivision - Kelowna, BC







Royal Bay Development - Royal Bay, BC



Northeast Stony Trail (B04) - Calgary, AB

Smart, Innovative Solutions

Nilex is committed to working with our clients to unearth better results on their civil, environmental, and construction projects by applying the latest engineered, technically advanced materials and construction techniques in five key application areas:

-  Roads
-  MSE Walls & Slopes
-  Erosion & Sediment Control
-  Water Management
-  Containment

Nilex has built strong relationships with many different types of clients, including Government Agencies, Airport, Transit, Rail, Contractors, Developers, Resources, and Power Companies.

With over 35 years of experience in the geosynthetics industry and a commitment to the environment, Nilex provides smart, innovative solutions that lessen the environmental impact of a project, while providing an economic advantage to our clients.

Simply stated, it's a better way of building.



Walmart - Langford, BC



Rogers Creek - West Vancouver, BC



MSE Wall & Slope Solutions

Nilex provides innovative, engineered Mechanically Stabilized Earth (MSE) solutions for grade change requirements in the residential, commercial, industrial, and transportation sectors.

Nilex MSE systems are an economical, flexible, and attractive way to build earth retaining structures. They can be designed to address technical challenges such as terrain, site constraints, the potential for differential settlement and seismic activity, heavy loading, and non-standard backfill materials.

Designers have a wide range of choices on slope angle and facing elements (including segmental block, precast panels, rock, or vegetation), allowing for the most cost-

effective use of land while achieving a tailored solution that meets aesthetic, budget, and environmental needs.

Advantages

Nilex Reinforced Wall & Slope Advantages:

- Technical – Engineered solutions and site support. A choice of face angles from 2:1 to vertical.
- Economical – Longer design life. Engineered system reduces construction time and equipment.
- Environmental – Less need for non-renewable resources – waste fill can be used. Reduce the Carbon Footprint.

Types of Projects

- Retaining Walls (residential, commercial, industrial)
- Bridge Abutments
- Roadways
- Steep Slopes
- Repair of Failed Slopes
- Erosion Control on Slopes

Services

Nilex has a dedicated MSE Division that specializes in the delivery of MSE systems in all types of market segments. We can provide professional design and engineering support as well as project management services.

By engaging our team at the earliest stages of your project, we can help you save time and money by developing concepts and assessing the design feasibility of using products or systems through detailed cost/benefit analysis.

Application Areas

Nilex's retaining wall systems offer a variety of options for residential, commercial, industrial, highway, and rail applications - all of which have unique features and advantages.



Glenmore Trail - Calgary, AB



Whistler Sliding Centre - Whistler, BC



Southeast Anthony Henday Drive - Edmonton, AB



North Road Upgrade - Burnaby, BC



Horseshoe Bay - West Vancouver, BC



Northeast Stony Trail (B01) - Calgary, AB



Sea to Sky Highway Test Section - Vancouver, BC

Modular or Full-Height Concrete Panel MSE Systems

Nilex's MSE panel systems provide a structurally dependable solution for a variety of grade change requirements, while saving time and money during installation.

MSE panel walls provide structural stability, combined with aesthetic appeal. Available in both full height and modular panels, their wide range of appearances and finishes, combined with the simplicity


and speed of construction, make them attractive when compared to other types of wall systems.

Nilex MSE panel systems can be designed to fit the architectural, structural, and budgetary needs of any retaining wall project. The proven mechanical connection provided on Nilex's wall systems assures long-term durability and structural integrity.

“Creating value and maximizing land capacity.”



Sea to Sky Highway Test Section - Vancouver, BC



Spiller Road - Calgary, AB



Northwest LRT Crowfoot Station - Calgary, AB



East Hoy Creek - Coquitlam, BC



Conwest Residential - Burnaby, BC

Segmental Retaining Wall Systems

Nilex Segmental Retaining Wall (SRW) systems, constructed with concrete block units, provide the long-term durability and structural integrity engineers require, the efficient installation contractors have come to expect, and the aesthetics owners and architects demand in the industry today. From blending colors and textures, to planting greenery on tiered walls and

top slopes, segmental retaining walls can easily accommodate a variety of design considerations including stairs, 90 degree corners, and convex or concave curves.

Whether you are building a large structural wall or a small tiered garden wall, Nilex's SRW systems can blend with the natural surroundings of any site.

“Structural stability, combined with aesthetic appeal.”



Southridge Private School - Surrey, BC



Walmart - Langford, BC



96th Avenue - Surrey, BC



MacKee Heights Development - Abbotsford, BC



Whistler Sliding Centre - Whistler, BC

Wire-Formed Retaining Wall System

Nilex's wire-formed retaining wall system offers a more affordable alternative to concrete for various grade change requirements. The system can be used in a wide variety of commercial, industrial, residential, and transportation projects, as well as unique situations such as scour environments or pressure relief applications.

The wire-formed retaining wall system can adapt to a variety of project conditions,

design requirements, and aesthetic options (finished facing options can include stone, shotcrete, and vegetation). The unique wire forms ease installation and speed construction. The system's resistance to environmental degradation, low maintenance, and design versatility help make it the right choice for almost any retaining wall application.

“Complete grade separation solutions.”



Home Depot - Kamloops, BC



Cameron Heights - Edmonton, AB



South Fraser Perimeter Road (Segment 8) - Vancouver, BC



Nanaimo Landfill - Nanaimo, BC

Reinforced Soil Slopes (RSS)

Nilex's RSS solution provides the flexibility to build any slope angle, allowing designers to strike a balance between the use of valuable land and the cost savings found in building a non-vertical grade separation system. It is a complete and fully integrated MSE system, with each mechanical component working together to provide optimum efficiency in a variety of challenging site and loading conditions. The reinforced soil slope system significantly reduces material and

installation costs by virtually eliminating limitations imposed by soil conditions, minimizing fill requirements, and allowing the use of on-site fills.

Nilex's RSS system allows for a vegetated face that can be blended with the native terrain, often making it indistinguishable from the surrounding landscape and can be combined with other MSE wall systems such to create a dramatic and cost effective solution.


“ Promotes habitat restoration for environmental responsibility. ”



Nanaimo Landfill - Nanaimo, BC



Capehorn Interchange - Coquitlam, BC



Highway 1 - Port Mann, BC





Northwest LRT - Calgary, AB



United Boulevard - Coquitlam, BC

Additional Resources

Products are only part of any solution. In addition to our MSE Walls Division, Nilex offers a wide range of services designed to help our customers get the most from their construction budget.

Design/Build

Nilex has the experience and capacity to partner with design/build teams providing crucial input to reap significant economies over conventionally designed projects. Whenever materials need to be moved, removed, imported, or protected, Nilex offers innovative options to simply build better, and at lower cost.

Design Support

Nilex provides professional design and engineering support to help customers utilize Nilex technology and increase project quality and life expectancy while reducing costs.

Distribution

Nilex products are available at convenient regional locations across Canada and the US. We offer our customers the availability of in-stock product and speedy delivery, often required to meet changing project deadlines.

Services

In addition to project management and design assistance, Nilex offers the following in-house services to further assist our clients with their projects.

Fabrication

Nilex's in-house fabrication facility has the ability to convert existing geosynthetic products into custom sizes, including geomembrane seaming and geotextile sewing, to increase the width and/or roll size of the original product to meet the needs of a project. In addition, Nilex can fabricate a wide range of erosion and sediment control materials in custom sizes including silt fence, silt curtains, dewatering bags, etc.

Construction/Installation

Nilex's Construction group provides construction/installation services for projects where geosynthetics and geoenvironmental products are utilized. Areas of specialization include liner containment systems and erosion control applications. Depending on the size of the project, nature of the work, and owner's requirements, Nilex Construction can provide services as a subcontractor, general contractor, or joint venture partner.

To find out how Nilex can help you on your next construction project, visit our website at www.nilex.com or contact us at 1.800.667.4811

